



# GENERAL INFORMATION

...visit our website for **SPECIAL** savings!

## Placing Your Order

Merchandise can be ordered by...  
Phone, Mail, 24hr. Fax, ...or by visiting our Website!  
Showroom Hours: 9AM till 5PM central standard time.  
Closed Weekends

Phone: 1-800-842-1913 or 1-816-833-1913  
24hr. Fax: 1-800-262-3749 or 1-816-252-3749  
Mail Order Forms ...are located in the back of this catalog.  
Web: [jimcartertruckparts.com](http://jimcartertruckparts.com)

Toll-free Fax numbers  
**outside** the U.S. and Canada:

United Kingdom 0-800-89-5813  
Germany 0130-815630  
New Zealand 0-800-449196  
Australia 1-800-123-510

### Freight and Handling Policy!

We are well aware of your concern about freight and handling charges. You can be assured that we don't make a profit on freight and packing materials. We only follow the national charges we pay, which vary depending on fuel prices and the costs to us.

Our history will verify that shipping and handling fees are fair and as low as possible. Your invoice will give you the amount of your order including all shipping charges.

**If...** you don't send enough money on freight, we will mail you a note requesting an additional payment. Please pay this quickly, as we reserve the right to hold future shipments if this is not paid. Overpayments on freight will usually be credited in our computer for your next order, - unless you request otherwise.

Our computerized scales tell us the least expensive way to ship with **UPS, FedEx, or U.S. Mail.** Our high-volume, lower-freight discounts save you \$\$ with each order! Because we are in the heart of America, we don't charge across the country high freight.

### How Shipped...

Majority of items are sent **United Parcel Service or FedEx.** with each parcel insured up to \$100 at no extra cost.

**US Postal Service** is used for most lighter weight boxes...  
**Truck Line** for heavier or oversized items.

### Overseas...

Overseas orders are usually sent by less expensive US mail or a specialized air freight company that will be competitively priced. If you receive a damaged package by mail please contact us as soon as possible.


### Service By Air Freight...

Need parts fast? We ship by air!  
For an extra fee, we offer **next day, second day, and third day** delivery. If you ask, even a **UPS Saturday** delivery can be arranged. Just tell us this requirement when you order!

### Truck Line Orders...

All large items that must be shipped truck line **must be prepaid.** In addition, a crating or boxing charge may be added to your order if items are very heavy and require special handling. Remember, shipping to a commercial address rather than your home **always lowers** your freight charges! Inspect **all** incoming packages for damage.

If damages are observed make sure the driver notes and signs the receipt as being damaged.

This  icon is shown beside **all larger items** found in this catalog. Questions? E-mail us at: [info@jimcartertruckparts.com](mailto:info@jimcartertruckparts.com)



# GENERAL INFORMATION



...visit our website for **SPECIAL** savings!

## Back Orders

At times we are temporarily out of a part you requested. It will be put on backorder and shipped as soon as it arrives. We will notify you in 30 days (if we do not receive your merchandise) that your backorder is being cancelled. Any held money will be returned. Please notify our sales dept., or write a note on your MAIL ORDER FORM that you do not want unavailable items backordered.

## Cores and Core Charges

A core is your **old part** that we must have in exchange when you buy certain rebuilt parts. The core must be rebuildable and must be the same as the part that was purchased. Core fees are charged plus the cost of the part.

Example: RESP230 \$300 plus core SPC233 \$100 = \$400. The \$100 core charge will be refunded when we receive your core (only if it is rebuildable). If a core is not rebuildable, you will be notified and we will return it if you so desire. Your core may be required for rebuilding. Cores must be **shipped prepaid** to us.

## Special Order Items

Some unusual hard to find items are not stocked. We will try to locate them when we receive your order. These special order parts are non-returnable unless sent incorrectly.



## Payment

We accept checks, money orders, or you can use your Visa, MasterCard, or Discover Card. NO C.O.D.'s. Foreign residents please pay in U.S. funds.

## Damaged Merchandise

- **United Parcel Service** - Contact our customer service!
- **UPS or FedEx** Contact your local office. Damaged items must be left in original container for UPS or FedEx to inspect. They will contact us after inspection.
- **U.S. Post Office** - We insure your shipment only if you provide us with extra funds. If items are received damaged and you requested insurance, take entire container to your local post office, they will make a claim.
- **Truck Lines** - **Do not sign delivery receipt if product is damaged without the driver noting**, or damaged items will not be covered. Contact their office at once. They will have a representative contact you!

## Returning Items

- We will accept returned unused merchandise within 30 days of our invoice date.
- Unused items over 30 days of purchase will be given a store credit toward future purchases.
- No items without "a Return Authorization number" on the outside of returned package.
- Return shipping by **C.O.D. not accepted**.
- **If we...** filled the order incorrectly we will also reimburse you for freight.

**If you ordered wrong or no longer want the item, you may return it within the 30 days and you are responsible for return freight cost. You are subject to a 20% restocking fee after 30 days. (Minimum \$5)**

## Important!:

- NO** returns without your invoice!
- NO** return of special order items!
- NO** cash returns after 30 days!

PRICES ARE SUBJECT TO CHANGE WITHOUT NOTICE.



# TABLE OF CONTENTS

...visit our website for **SPECIAL** savings!

|                                   |           |   |            |                                 |            |
|-----------------------------------|-----------|---|------------|---------------------------------|------------|
| <b>A</b>                          |           | · Coffee Mugs                             | 99         | · Front End and Steering Parts  | 83-84      |
| · Accelerator Pedals, Seals, Etc. | 31        | · Coils and Cut-Outs                      | 26         | · Fuel System                   | 84-88      |
| · Accessory Listings              | 57        | · Cooling System                          | 69-70      | <b>G</b>                        |            |
| · Air Filters                     | 41,87     | · Cowl Vent Gaskets                       | 16         | · Gas Caps                      | 88         |
| · Alternators & Conversion        | 30, 45    | · Cowl Vent Pivot Bolts                   | 16         | · Gas Filler Neck Grommets      | 17         |
| · Ash Tray Handle                 | 50        | <b>D</b>                                  |            | · Gas Tanks                     | 87         |
| · Axle Bumpers                    | 93        | · Dash Trim Clips                         | 19         | · Gas Tank Sending Unit         | 87         |
| <b>B</b>                          |           | · Decals:Grille, Tailgate, Oil<br>Filters | 20-21, 96  | · Gauges                        | 120        |
| · Bar/Counter Stool               | 105       | · Dimmer Switch                           | 25         | · Gauge Decals                  | 119        |
| · Baseball Caps                   | 99        | · Distributor Items                       | 45,73      | · Gauge Cluster Assembly        | 119        |
| · Battery Cables                  | 27        | · Distributor Cap                         | 74         | · Generators, Rebuilt           | 85         |
| · Battery Floor Hole Cover        | 32        | · Door Bumpers                            | 24         | · Glovebox Cardboard, Etc.      | 17         |
| · Battery Tray Assembly           | 32        | · Door Bottoms                            | 112        | · Glovebox Hinge                | 17         |
| · Bed Cross Sills                 | 14-15     | · Door Components                         | 22-24      | · Grease Fittings               | 93         |
| · Bed Floors, Metal               | 13        | · Door Ferrules                           | 23         | · Grille Shells                 | 37, 116    |
| · Bed Mounting Blocks             | 10        | · Door Handles                            | 22         | · Grilles and Related Items     | 36-38      |
| · Bed Items, Miscellaneous        | 15        | · Door Hinges                             | 22         | <b>H</b>                        |            |
| · Bed Panel                       | 113       | · Door Lubrication Stickers               | 96         | · Halogen Headlights            | 56         |
| · Bed Roll Custom Lights          | 55        | · Door Patch Panels, Exterior             | 112        | · Headlight Assembly &<br>Items | 51-52      |
| · Bed Sides & Etc                 | 115       | · Draglinks                               | 83         | · Headers, Exhaust              | 42-43      |
| · Bed Strip Bolt Mounting Sets    | 10-11     | · Door Striker Plates                     | 23         | · Header Panels                 | 19         |
| · Bed Strips                      | 13-14     | · Drive Shaft Bushing                     | 72         | · Headlight Knobs               | 49         |
| · Bed Wood                        | 12        | · Driveshaft & Differential Items         | 71-72      | · Headlight Stands              | 51         |
| · Bed-To-Frame Bolt Kits          | 10        | <b>E</b>                                  |            | · Headlight Switch              | 25         |
| · Blue Dots                       | 98        | · Electrical Items                        | 25-30      | · Headliners                    | 125        |
| · Brake Cables & Etc.             | 65        | · Emblems and Ornaments                   | 122        | · Heads, Engine                 | 82         |
| · Brake Division Blocks           | 64        | · Engine Bolt Kit                         | 41         | · Heat Riser Spring             | 82         |
| · Brake Drums                     | 66        | · Engine Components                       | 73-82      | · Heater Blower Switch          | 25         |
| · Brake Lines                     | 64        | · Engine Gaskets                          | 75-76      | · Heater Duct Tubing            | 88         |
| · Brake Conversion                | 46        | · Engines, Used                           | 82         | · High Performance Items        | 41-48      |
| · Brake Parts                     | 46, 62-66 | · Exhaust Parts                           | 82-83      | · Hinge Pins                    | 95         |
| · Bumper Bolts, Nuts, Etc.        | 35        | <b>F</b>                                  |            | · Hoods                         | 117-118    |
| · Bumper Brace                    | 102       | · Fan and Fan Belts                       | 70         | · Hood Ornaments & Trim         | 122-123    |
| · Bumpers and Related Items       | 102       | · Fender Bolts                            | 15         | · Hood Related Items            | 38         |
| <b>C</b>                          |           | · Fender Braces                           | 117        | · Horn Button Assembly & Etc.   | 18         |
| · Cab Insulation Kit              | 16        | · Fender Protectors                       | 117        | · Hub Cap Wheel Clips           | 89         |
| · Cab Mount Kits                  | 19        | · Fender Welt & Inner Gaskets             | 39         | · Hub Caps                      | 97,122-123 |
| · Cab Over Engine                 | 116       | · Fenders                                 | 116-117    | · Hydrovac Power Brake          | 62         |
| · Cab Part Items                  | 17        | · Fenton Headers Intake                   | 42,43      | <b>I</b>                        |            |
| · Cab Repair Panels               | 112, 118  | · Firewall Related Items                  | 28, 35-36  | · Identification Tags           | 99         |
| · Cab Windlace Seals              | 16,17     | · Flashlight, Vintage                     | 104        | · Ignition Parts                | 26         |
| · Carburetors                     | 43, 84    | · Floor Items                             | 31-33      | · Intake Manifold, Warming kit  | 42         |
| · Choke and Throttle Cables       | 49        | · Floor Mats                              | 31         |                                 |            |
| · Clutch Parts                    | 66-68     | · Floorboard Sections                     | 32-33, 112 |                                 |            |
| · Clutch Head Tools               | 96        | · Foglight                                | 51         |                                 |            |

# TABLE OF CONTENTS

...visit our website for **SPECIAL** savings!



|  |          |                                 |            |                                 |                  |
|--|----------|---------------------------------|------------|---------------------------------|------------------|
| <b>K</b>                                       |          | · Radiator Support Pads         | 39         | · Tires and Tubes               | 98               |
| · Key Blanks                                   | 98       | · Radiators & Items             | 69         | · Tool Bag                      | 98               |
| · Kick Panels                                  | 126      | · Radio Antenna                 | 111        | · Transmission Parts            | 68-69            |
| · Knobs  | 49-50    | · Restored Radio                | 111        | · Truck Cover                   | 104              |
| <b>L</b>                                       |          | · Ring & Pinion                 | 47         | · Turn Signal Kits & Etc.       | 30               |
| · Leaf Springs & Items                         | 47,91-92 | · Rocker Arm Shaft              | 77         | <b>U</b>                        |                  |
| · License Plate Bracket                        | 39       | · Running Board to Bed Apron    | 114        | · Universal Joints              | 71-72            |
| · License Plate Fasteners                      | 98       | · Running Boards                | 103        | · Upholstered Seat Kits         | 124-126          |
| · Lifters                                      | 77       | · Running Boards Items          | 33,103-104 | · Used Parts                    | 128-129 Inquire! |
| · Light Bulbs, Six Volt                        | 56       | <b>S</b>                        |            | <b>V</b>                        |                  |
| · Lug Nuts                                     | 91       | · Sales Brochures               | 58         | · Vacuum Advance                | 73               |
| <b>M</b>                                       |          | · Salesman's Data Books         | 58         | · Valves                        | 78               |
| · Manuals, Miscellaneous                       | 57-61    | · Seat Bumpers                  | 19         | · Valve Cover & Etc.            | 42               |
| · Master Cylinder & Etc.                       | 62       | · Seat Covers                   | 124        | · Voltage Booster               | 27               |
| · Master Cylinder, Floor Hole Cover            | 32       | · Shift Knobs                   | 50         | · Voltage Reducers              | 27,111           |
| · Metal Bed Floors                             | 13       | · Shock Absorber and Links      | 92         | · Voltage Regulators            | 26               |
| · Mirror Arms                                  | 94       | · Shock Absorber Conversion     | 47         | <b>W</b>                        |                  |
| · Mirrors, Outside                             | 94       | · Shop Manuals                  | 57         | · Water Pump Adapter Plate      | 70               |
| · Motor Mounts                                 | 44,74    | · Shop Signs                    | 96         | · Water Pump Packing            | 70               |
| · Muffler and Components                       | 82-83    | · Spare Tire Assembly           | 98         | · Water Pumps                   | 70               |
| <b>O</b>                                       |          | · Spare Tire Hook               | 98         | · Wheel Bearings                | 66               |
| · Offenhouser                                  | 42,43    | · Spark Plug Wire Sets          | 28, 46     | · Wheel Cylinders               | 63               |
| · Oil Caps                                     | 90       | · Spark Plugs                   | 74         | · Wheel Trim Rings              | 122              |
| · Oil Filter Assembly                          | 41, 90   | · Speedometers                  | 119        | · Wheel Seals                   | 66               |
| · Oil Filter Lines                             | 90       | · Speedometer Cables            | 90, 121    | · Wheel Studs                   | 91               |
| · Oil Engine Line                              | 81       | · Speedometer Items             | 119, 121   | · Wheels                        | 97               |
| · Oil Pump                                     | 81       | · Splash Apron                  | 35         | · Window Channel                | 131              |
| · Owner's Manuals                              | 57,58    | · Spring Bolts and Bushing      | 92         | · Window Glass Patterns         | 134              |
| <b>P</b>                                       |          | · Spring Shackles               | 91         | · Window Outer Seal             | 131              |
| · Paint, Bumper and Grille                     | 109      | · Stake Pockets                 | 115        | · Window Regulator Repair Kits  | 131              |
| · Paint, Engine                                | 108      | · Starter & Items               | 73         | · Window, Rear Glass Rubber Kit | 133              |
| · Paint, Exterior and Interior                 | 106-108  | · Starter Solenoid              | 25         | · Windshield Connecting V-Bars  | 133              |
| · Park Brake Boot                              | 32       | · Starter Switch                | 25         | · Windshield Connector          | 133              |
| · Parklight Assemblies, Lens & Gaskets, & Etc. | 52-53    | · Steering Column Seal & Etc.   | 18,31      | · Windshield Crank-Out          | 133              |
| · Pistons and Rings                            | 79       | · Steering Mast Bearing         | 18         | · Windshield Frames             | 133              |
| · POR-15                                       | 110      | · Steering Wheel                | 18         | · Windshield Gaskets            | 131              |
| · Pressure Plate                               | 67       | · Step Plates                   | 104        | · Wiper Arms and Blades         | 135-136          |
| <b>R</b>                                       |          | · Stoplight Switch              | 25         | · Wiper Items                   | 135-136          |
| · Radiator Caps                                | 69       | · Suspension Parts              | 46, 91-93  | · Wiper Motors                  | 133              |
| · Radiator Hoses                               | 69       | <b>T</b>                        |            | · Wire, Cotton Covered          | 28               |
|  |          | · T-shirts                      | 100        | · Wiring Harness Clips          | 29               |
|  |          | · Tail Pipe, Heat Shield & Etc. | 15,82      | · Wiring Harnesses, PVC Wire    | 29               |
|  |          | · Tailgate Chains & Etc.        | 113-114    | · Wristwatch                    | 100              |
|  |          | · Tailgate Hinges               | 113        |                                 |                  |
|  |          | · Tailgates                     | 113        |                                 |                  |
|  |          | · Taillights and Parts          | 53-55      |                                 |                  |
|  |          | · Temperature Sending Unit      | 120        |                                 |                  |
|  |          | · Terminal Blocks               | 28         |                                 |                  |
|  |          | · Timing Gears                  | 78         |                                 |                  |



# INTRODUCTION

*...visit our website for SPECIAL savings!*

An introduction page may seem a little unusual for a parts catalog, however, it is an excellent way to tell you something about myself and my business. You should know some details about a company or a person you plan on dealing with. Since we sell parts worldwide, this is probably the best way to tell you who I am and why I have a Chevrolet and GMC truck parts business.

My first antique car, a Model A Ford, was purchased during my college years in the mid-1960's. Over several years, I personally gave it a ground-up restoration and became very active in local and national clubs. Though this car remains in my possession, interest has gradually drifted toward early pickups.

In 1978, I purchased my present 1950 Chevrolet 1/2 ton pickup to use as a driver. Though it worked well, the decision was finally made to give it a near total restoration. This began the truck parts business. While some parts waited for their turn in the restoration, persons would request them for immediate use. I would then reorder for my own use. This began to snowball and soon, with some experimental ads in national magazines, plus my enjoyment of trucks, the business took off.

After 15 years with a major national corporation, it was felt that this field was more rewarding. A decision was made that a mid-life career change should be made. All past sales and business expertise would be put into making this a successful enterprise. This has been done with many personal rewards. The goal is to continue to look ahead, develop and introduce new parts for the older

GM pickup. When we do what we enjoy, there are no limitations on achievements!

We are now seeing the early stepside pickup growing in popularity like the Model A Ford in the 1960's. I share the opinion, with many, that desirability of the Chevrolet and GMC stepside pickups has just begun to grow. It will far surpass the popularity of the Model A Ford. Even now, the choice lower production items for these trucks are becoming very difficult to find as more people visit the few remaining salvage yards having older vehicles. You own your old GM truck at the right time. It is an investment even if you only set it in your garage.

Yes, this business sells parts, but it is based on service to the customer. My personal involvement in the restoration of pickups, plus more than 30 years enjoying antiques, results in this dealer loving the business I am in. Over 20 employees, many phone lines, two to three daily UPS visits, 5 storage buildings, etc. makes service to our customers among the best!! Do not hesitate to call if we can be of assistance.

Thanks,

E-mail: [info@jimcartertruckparts.com](mailto:info@jimcartertruckparts.com)

You'll like our web site:

[www.jimcartertruckparts.com](http://www.jimcartertruckparts.com)



# TIPS & HINTS

...visit our website for *SPECIAL* savings!



One of the more common questions asked is, “How do I tell the different years of these trucks?” Your truck may have come without a title, many do. Some have parts interchanged with several years, even though they are correct for only one year. Body and bed changes during the last 30 to 60 years, just to keep the truck going, now make some restorations confusing.

In the following, several items per year will be mentioned which might help you, in the field, when looking to buy a truck or just parts. The comment by each year does not mean it is always exclusive for that year only. If you feel some errors exist, please let us know.

**1934-35** Cab doors and body reinforced with wood. Windshield swings out and is held open with a wingnut on both windshield sides. Hood sides have four vertical louvers on each side. Chevrolet blue Bowtie emblem is on the front top of the grille shell, not attached to grille. No glovebox. Gauges are black with white letters. Motor as in 1936 is a 207 six cylinder. Brakes are cable activated, not hydraulic.

**Early 1936** Final use of the “high roof” cab. The only remaining body wood is the front door posts and a horizontal connector. Doors have three hinges. Round dash gauges black with white letters. Headlights attach to short bar between fender and radiator. Top of windshield frame has square corners and round lower corners. Bowtie emblem attaches to grille and each side of hood. First year for hydraulic brakes.

**Late 1936** Beginning of the “low roof” cab. Windshield frame has round corners and is 12” high. Half ton bed length 72”. Running board tread still has diamond like raised spots. Doors have two hinges. Gas tank under rear of bed with filler through bed side behind fender. Round dash gauges have cream colored faces. First year for GMC pickup.

**1937** Gas tank filler under seat results in half cushion bottom raised to fill tank. Windshield frame is 1936 except is 14” high. Chevrolet introduces the 216 engine. This was used through 1953. Half ton bed length 77”. Chevrolet emblem attached to upper middle of grille. Running board tread runs length of board. The GMC pickup uses the value-in block (flat head) six cylinder borrowed from Oldsmobile.

**1938** Much like the 1937, however, most gas tank fillers extend through the cab wall. Chevrolet front emblem is at top of the grille. The GMC 1/2 ton pickup uses the flat head six cylinder engine borrowed from Pontiac. This engine even has the Pontiac Indian head cast in the right side of the block. As in 1939 the Chevrolet bumpers have one full length groove on the face.

**1939** As in 1940, Chevrolet tailgate has script lettering. Speedometer is round, not a rectangular type as 1940 to 1946. First year for the two piece windshield. Black dash knobs and window crank knobs. GMC introduces its own high pressure 228 engine. This basic engine design used through 1959. Last oval taillights on Chevrolet.

**1940** Chevrolet bumpers have two full length grooves on face. One piece headliner. Hood lacing on cowl is fabric, not rubber as later. Rose tan dash knobs in 1940 to 1946. First year for sealed beam headlights. This results in small bullet-like parklights on top of front fenders. The rectangular taillight first introduced on Chevrolet and is carried through 1953.

**1941** No stamped name in Chevrolet tailgate. Last year for right hand outside door lock in handle. Steering column is painted black. Six planks in bed. Rear window frame is die cast metal on outside over rubber. Rubber gas tank grommet. Headlight assemblies now secured to top of fenders.

**1942** Right outside door lock moves down into the door. Late 1942 uses leather gas tank grommet. Two piece headliner.

**1946** Seven planks in bed. Rear window now without metal exterior frame. Steering column painted brown. As in 1942, windlace around door opening covered with brown leatherette. As with earlier years, no weather seal secured to doors. Gas tank grommet went back to rubber. Gas tank continues to be located under seat.

**1946 vs. 1947** Note: Occasionally a customer’s truck is titled 1947 but the body design is 1946. It can make ordering parts confusing.

Reasoning:

(1) In several factories the 1946 design was carried over through March 1947.

(2) The GM “Master Parts Catalog” does not show an early 1947. When this year is mentioned it always refers to the 1947-55 1st series “Advanced Body Style”.




# 1934-46 TRUCK TRIVIA

*...visit our website for SPECIAL savings!*

A great increase in GM truck rebuilding is now occurring throughout the country. Though most enthusiasts build a fun truck with numerous modifications and drive them daily, some require their vehicle to be as detailed as they were when new. For those involved in restoring their truck to this exact originality, the following data should be of interest. These appear to be several of the more asked questions about the subject of restoration by our customers.

- From 1939 and up, the GMC six cylinder was a high pressure insert bearing engine - initially 228 and 248 cubic inches. Chevrolet trucks did not adopt the full insert bearing engine until 1954. This results in their similar appearing dash clusters with the of maximum oil pressure gauge reading of 80# for GMC and 30# for Chevrolet.
- Dark green was the standard exterior paint color. Most other colors, including black, were a non-cost option.
- The GMC with six-volt system uses a positive ground electrical system. Chevrolet uses negative ground.
- The GMC and Chevrolet pickups share bodies, most suspension, transmissions, etc. - not engines, grilles, tailgates, exterior colors or hub caps.
- In 1946 the 8 hole split rim was introduced on the 3/4 tons. Prior to this, the 3/4 tons used a heavier 6 bolt wheel than the ones on the 1/2 tons. These are often referred to as the artillery or scalloped type wheel.
- Early trucks were titled on either the body ID plate or engine number. If your title used the engine number and it has been replaced over the years, you may have major problems in selling or licensing.
- The famous Chevrolet high pressure 235 engine was used between 1954 and 1962. It's big brother, with some larger internal parts, was the 261 engine. A low pressure Chevrolet 235 was available on larger trucks only between 1941 and 1953. This earlier 235 has little in common with it's later 235 relative.
- Whitewall tires were not available from the factory during these early years.
- The pickup running boards were black painted steel. The rubber covering was reserved for cars.
- Sealed beam headlights were first used on new trucks in 1940.
- The 4-speed transmission (optional on 1/2 ton) during these years is not synchronized. The driver must "double clutch" between shifts. The 3-speed was synchronized, but only in second and third gear.
- Electric wiper motors were not available from GM.
- The first year of the 1939-46 series had a different dash. Therefore, the 1939 glove box and windshield crankout assembly is used this one year only.
- These body style changes are grouped into the following years. 1934-36 high cab, 1936-38 low cab, and 1939-46.
- The right taillight was an option. Very few trucks had these dealer installed options.
- The Chevrolet 216 engine was used in both light trucks and cars between 1937-53. For the road of the early years, they were great little engines!
- GMC began light truck production in 1936. Before this their primary market had been large trucks.
- The pickup bed floors were oak until about 1940. From approximately 1941 until the last wood bottom stepside in 1987, the material was hard yellow pine. It was painted, not varnished. On at least 1946 and older the wood was painted black. Between 1941-1946 GMC, pickups used metal bottom beds, not wood.
- During 1939-40, the Chevrolet 1/2 and 3/4 ton tailgate displayed its lettering in script style. The other years between 1934-46 had plain tailgates with no letters. GMC however, always used their logo on the 1936-46 tailgates.

# Truck users buy more **CHEVROLET TRUCKS** than any other make



## *Buy Wisely—Buy Chevrolets*

The combined experience of truck buyers in all parts of the nation points irresistibly to the following plain, practical, hard-headed fact:

*It pays in all ways to buy Chevrolets!*

Large and small truck users alike buy more Chevrolet trucks than any other make because they *know* that Chevrolets stand up better and last longer than does any other truck offering anything like Chevrolet savings in purchase price, operation and upkeep.

And the rewards of buying Chevrolet trucks

are even greater today than in any previous year.

Vitally important improvements in the Chevrolet line for 1940 have added still further to the strength of Chevrolet construction, to the efficiency of Chevrolet Valve-in-Head six-cylinder performance, and to the all-round economy of Chevrolet ownership.

Why gamble on your truck purchase? Buy the *proved* leader! Buy Chevrolet trucks—"The Thrift-Carriers for the Nation"—best haulers, best savers, best sellers in the entire truck field!

CHEVROLET MOTOR DIVISION, General Motors Sales Corporation, DETROIT, MICHIGAN

## **Best Haulers . . Best Savers . . Best Sellers**





# BED PARTS

*...visit our website for SPECIAL savings!*

### **BED-TO-FRAME BOLT KITS**

Includes correct carriage bolts, hex nuts, lock washers, and difficult to find flat washers with off-set square hole.



**• Zinc Plated**

For wood floor beds.

| Part No. | Description                                     |       |
|----------|---|-------|
| BP1411   | 1934-46 Short bed (1/2 ton).....set             | 13.95 |
| BP1421   | 1934-46 Long bed (1/2 ton and 3/4 ton) .....set | 15.95 |
| BP1431   | 1934-46 Extra long bed (1 ton).....set          | 16.95 |

**• Stainless Steel Type**

For wood floor beds.

| Part No. | Description                                     |       |
|----------|---|-------|
| BP1441   | 1934-46 Short bed (1/2 ton).....set             | 31.50 |
| BP1451   | 1934-46 Long bed (1/2 ton and 3/4 ton) .....set | 37.50 |
| BP1461   | 1934-46 Extra long bed (1 ton).....set          | 39.95 |

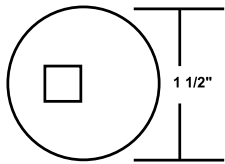
**• GMC Metal Bottom Bed Bolt Kits**

Includes special oval washers, carriage bolts, hex nuts, and lock washers. Zinc plated.


| Part No. | Description                                     |       |
|----------|---|-------|
| BP172    | 1940-46 Short bed (1/2 ton).....set             | 20.35 |
| BP173    | 1940-46 Long bed (1/2 ton and 3/4 ton) .....set | 23.75 |

**• Bed Washers**

Though included in above kits, we also provide these individually. With correct off-set square hole.



| Part No. | Description  |      |
|----------|--|------|
| BP176    | 1934-66 Round, stamped steel with correct off-set square holes .....each   | 1.25 |
| BP177    | 1934-66 Round, stainless steel with correct off-set square holes .....each | 2.95 |
| BP510    | 1934-66 High Polished Stainless steel .....each                            | 2.50 |
| BP178    | 1940-46 Oval, stamped steel. Used on GMC metal bottom beds .....each       | 1.75 |



### **BED MOUNTING BLOCKS AND PADS**

Cut and drilled hardwood and rubber pad set. Ready to install.

**• Short Bed 1/2 Ton**

| Part No. | Description  |       |
|----------|--|-------|
| BP135    | 1934-40.....set                                    | 19.95 |
| BP136    | 1941-46.....set                                    | 19.95 |
| BP200    | 1940-46 GMC with original metal bed floor .....set | 18.95 |

**• Long Bed 1/2 and 3/4 Ton**

| Part No. | Description  |       |
|----------|--|-------|
| BP138    | 1934-40.....set                                    | 24.95 |
| BP1381   | 1941-46.....set                                    | 24.95 |
| BP201    | 1940-46 GMC with original metal bed floor .....set | 18.95 |


# BED PARTS



...visit our website for **SPECIAL** savings!

## BED STRIP BOLT MOUNTING SETS

Includes the two sizes of carriage bolts, proper flat and lock washers. 250 to 400 pieces depending on year.



### • “Zinc Plated” Bolts

#### Short Bed 1/2 Ton Stepside

| Part No. | Description  |     |       |
|----------|--------------|-----|-------|
| BP156ZP  | 1934-45..... | set | 22.95 |
| BP186ZP  | 1946.....    | set | 23.95 |

#### Long Bed 1/2 and 3/4 Ton Stepside


| Part No. | Description  |     |       |
|----------|--------------|-----|-------|
| BP159ZP  | 1934-45..... | set | 26.50 |
| BP187ZP  | 1946.....    | set | 26.95 |

#### Extra Long Bed 1 Ton Stepside

| Part No. | Description  |     |       |
|----------|--------------|-----|-------|
| BP162ZP  | 1934-45..... | set | 28.95 |
| BP189ZP  | 1946.....    | set | 29.95 |

### • “Ribbed Carriage” Bolts

Specially manufactured bolts with hidden shoulders below the oval head. Eliminates concern of placing square holes in bed strips that have not been punched. This type bolt holds tight in a drilled round hole, but changes are not visible after installation. Zinc plated steel only.



#### Short Bed 1/2 Ton Stepside

| Part No. | Description  |     |       |
|----------|--------------|-----|-------|
| BP156RC  | 1934-45..... | set | 29.95 |
| BP186RC  | 1946.....    | set | 30.95 |

#### Long Bed 1/2 and 3/4 Ton Stepside

| Part No. | Description  |     |       |
|----------|--------------|-----|-------|
| BP159RC  | 1934-45..... | set | 37.50 |
| BP187RC  | 1946.....    | set | 38.50 |

#### Extra Long Bed 1 Ton Stepside

| Part No. | Description  |     |       |
|----------|--------------|-----|-------|
| BP162RC  | 1934-45..... | set | 41.55 |
| BP189RC  | 1946.....    | set | 42.75 |

### • “Stainless Steel” Bolts

Stainless steel carriage bolt mounting kits. For that extra touch, especially nice when used with the stainless steel bed strips. Will never rust. To keep your cost down, these kit's use stainless for the visible carriage bolts only. Zinc plated for underside.



#### Short Bed 1/2 Ton Stepside

| Part No. | Description  |     |       |
|----------|--------------|-----|-------|
| BP156SS  | 1934-45..... | set | 44.75 |
| BP186SS  | 1946.....    | set | 44.75 |

#### Long Bed 1/2 and 3/4 Ton Stepside

| Part No. | Description  |     |       |
|----------|--------------|-----|-------|
| BP159SS  | 1934-45..... | set | 51.45 |
| BP187SS  | 1946.....    | set | 53.75 |



# BED PARTS

*...visit our website for SPECIAL savings!*



**BED STRIP BOLT MOUNTING SETS (continued)**

**Extra Long Bed 1 Ton Stepside**

| Part No. | Description  |           |
|----------|--------------|-----------|
| BP162SS  | 1934-45..... | set 59.35 |
| BP189SS  | 1946.....    | set 59.90 |

**STEPSIDE BED WOOD SETS**

Planks cut and grooved. Excellent quality "C" Grade hard yellow pine (P) or clear oak (O) is used in the manufacturing of these replacement wood sets. Wood is smooth finish with a very attractive grain.

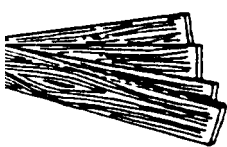


**• Short Bed 1/2 Ton Stepside**

| Part No. | Description                |            |
|----------|----------------------------|------------|
| BP123P   | 1934-36 6 board 72" .....  | set 195.00 |
| BP123O   | 1934-36 6 board 72" .....  | set 235.00 |
| BP215P   | 1937-39 6 board 76" .....  | set 195.00 |
| BP215O   | 1937-39 6 board 76" .....  | set 235.00 |
| BP216P   | 1940-45 6 board 77" .....  | set 195.00 |
| BP216O   | 1940-45 6 board 77" .....  | set 235.00 |
| BP191P   | 1946 7 board 77 1/8" ..... | set 195.00 |
| BP191O   | 1946 7 board 77 1/8" ..... | set 235.00 |

**• Long Bed 1/2 and 3/4 Ton Stepside**

| Part No. | Description                   |            |
|----------|-------------------------------|------------|
| BP126P   | 1934-36 6 board 84 3/4" ..... | set 215.00 |
| BP126O   | 1934-36 6 board 84 3/4" ..... | set 250.00 |
| BP217P   | 1937-39 6 board 85 3/4" ..... | set 215.00 |
| BP217O   | 1937-39 6 board 85 3/4" ..... | set 250.00 |
| BP218P   | 1940-45 6 board 85 3/4" ..... | set 215.00 |
| BP218O   | 1940-45 6 board 85 3/4" ..... | set 250.00 |
| BP193P   | 1946 7 board 85 3/4" .....    | set 215.00 |
| BP193O   | 1946 7 board 85 3/4" .....    | set 250.00 |



**• Extra Long Bed 1 Ton Stepside**

| Part No. | Description                |            |
|----------|----------------------------|------------|
| BP129P   | 1934-36 6 board 107" ..... | set 240.00 |
| BP129O   | 1934-36 6 board 107" ..... | set 280.00 |
| BP220P   | 1937-39 6 board 107" ..... | set 240.00 |
| BP220O   | 1937-39 6 board 107" ..... | set 280.00 |
| BP221P   | 1940-45 6 board 107" ..... | set 240.00 |
| BP221O   | 1940-45 6 board 107" ..... | set 280.00 |
| BP195P   | 1946 7 board 107" .....    | set 240.00 |
| BP195O   | 1946 7 board 107" .....    | set 280.00 |

# BED PARTS



...visit our website for **SPECIAL savings!**

Ⓣ



## METAL BED FLOORS

**Note:** Due to their size, these ribbed metal bed floors are shipped via truck line.

### • Ribbed Metal Bottoms

Metal floors, not wood, were used on most GMC pickups between 1940-46. We provide these with exact gauge and proper formed ribs.

**Note:** Provided in long bed length. Trim to length for short bed trucks.

#### Part No. Description

BP175 Short and long bed 1/2 or 3/4 ton (48 1/2" x 92")..... each 470.00

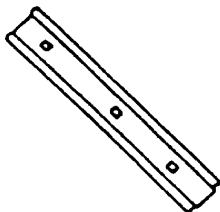
## STEPSIDE METAL BED STRIPS Ⓣ Over 97" Ship Truckline.

### • Cold Rolled Steel Bed Strips

1-1/2 inches wide as original. Punched strips have exact hole spacings and length. Non punched strips may be slightly longer and need to be trimmed to length.

#### Part No. Description

BP114 1/2 ton (non punched) 77-1/8" ..... each 9.50  
 BP11689 3/4 ton (non punched) 89" ..... each 11.50  
 BP118 1 ton (non punched) 107" ..... each 12.95  
 BP1151 1934-36 1/2 ton (punched) ..... each 10.50  
 BP1152 1937-39 1/2 ton (punched) ..... set 55.00  
 BP1153 1940-46 1/2 ton (punched) ..... each 10.50  
 BP11702 1937-39 3/4 ton (punched) Chevrolet only ..... set 55.00  
 BP12101 1937-39 1/2 ton longbed and 3/4 ton GMC 89-7/8" ..... set 50.25  
 BP11703 1940-46 3/4 ton (punched) ..... each 13.75

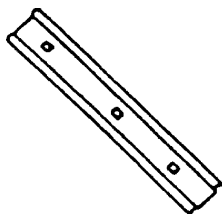


### • Stainless Steel Bed Strips

For that extra touch. Eliminate the possible peeling of chrome plating. Will never rust. Always bright. Replaces the original cold rolled steel perfectly.

#### Part No. Description

BP119 1/2 ton (non punched) 77-1/8" ..... each 18.50  
 BP12189 3/4 ton (non punched) 89" ..... each 19.50  
 BP262 1 ton (non punched) 107" ..... each 24.50  
 BP1201 1934-36 1/2 ton (punched) ..... each 20.00  
 BP1202 1937-39 1/2 ton (punched) ..... set 89.90  
 BP1203 1940-46 1/2 ton (punched) ..... each 20.00  
 BP12202 1937-39 3/4 ton (punched) Chevrolet only ..... set 92.50  
 BP12012 1937-39 1/2 ton longbed and 3/4 ton GMC 89-7/8" ..... set 92.50  
 BP12203 1940-46 3/4 ton (punched) ..... each 21.90



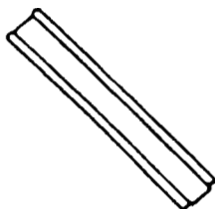
### • Bed Strips for the Custom, Non-Original Truck

When you want a completely smooth "no bolt" look in your bed. These anodized high shine aluminum strips secure the wood planks as well as the originals. Special fasteners slide in the underside groove to the location of original bolts. Uses original grooves in wood planks.

**Note:** You cut length to fit.

#### Part No. Description

BP1225 For short beds, 80 inches with fasteners ..... each 39.95  
 BP1226 For long beds, 97 inches with fasteners ..... each 44.50  
 BP170 Individual fastener..... each 1.50



# BED PARTS

...visit our website for *SPECIAL* savings!

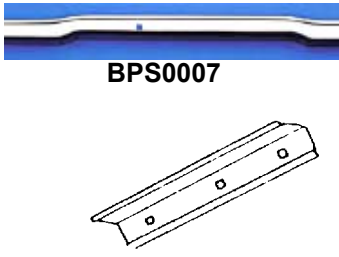
## STEPSIDE METAL "CORNER" BED STRIPS

**(TL)** Over 97" Ship Truckline.

Welds to bed sides and lays over edge of wood bed plank.

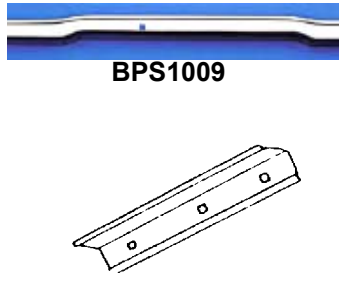
**• Cold Rolled Steel**

| Part No. | Description  |      |       |
|----------|--|------|-------|
| BPSN077  | 1/2 ton (non punched) 77-1/8" .....                      | each | 17.95 |
| BPSN089  | 3/4 ton (non punched) 89" .....                          | each | 22.95 |
| BPSN107  | 1 ton (non punched) 107" .....                           | each | 25.95 |
| BPS0007  | 1934-36 Mid (Curved as original) 1/2 ton (punched) ..... | pair | 46.00 |
| BPS0001  | 1934-36 (straight only) 1/2 ton (punched).....           | pair | 39.50 |
| BPS0002  | 1937-39 1/2 ton (punched) .....                          | pair | 39.50 |
| BPS0003  | 1940-46 1/2 ton (punched) .....                          | pair | 39.50 |
| BPS0102  | 1937-39 3/4 ton (punched) Chevrolet only .....           | pair | 42.70 |
| BPS0101  | 1937-39 1/2 ton longbed and 3/4 ton GMC .....            | pair | 42.70 |
| BPS0103  | 1940-46 3/4 ton (punched) .....                          | pair | 44.00 |



**• Stainless Steel**

| Part No. | Description  |      |       |
|----------|--|------|-------|
| BPSN177  | 1/2 ton (non punched) 77-1/8" .....                      | each | 27.90 |
| BPSN189  | 3/4 ton (non punched) 89" .....                          | each | 29.95 |
| BPSN1107 | 1 ton (non punched) 107" .....                           | each | 35.95 |
| BPS1009  | 1934-36 Mid (Curved as original) 1/2 ton (punched) ..... | pair | 69.50 |
| BPS1001  | 1934-36 (straight only) 1/2 ton (punched).....           | pair | 58.25 |
| BPS1002  | 1937-39 1/2 ton (punched) .....                          | pair | 69.50 |
| BPS1003  | 1940-46 1/2 ton (punched) .....                          | pair | 69.50 |
| BPS1102  | 1937-39 3/4 ton (punched) Chevrolet only .....           | pair | 69.50 |
| BPS1101  | 1937-39 1/2 ton longbed and 3/4 ton GMC .....            | pair | 69.50 |
| BPS1103  | 1940-46 3/4 ton (punched) .....                          | pair | 69.50 |

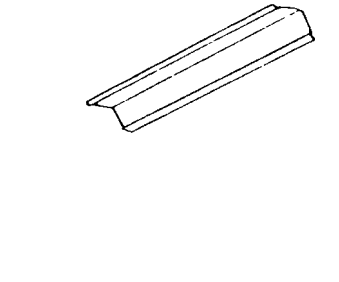


**• Corner Bed Strip Covers, Stainless Steel**

We have the answer for those wanting stainless steel corner angles, but don't like the burn spots from welding them to the bed sides. These are made to fit over your pre-existing steel corners. You maintain the strength of the originals but now have the stainless appearance. Saves body shop expense.

**Note:** This item does not fit over reproduction corners.

| Part No. | Description                 |      |       |
|----------|-----------------------------|------|-------|
| BPS1097  | 77-1/8" (non punched) ..... | pair | 52.75 |
| BPS1096  | 97" (non punched) .....     | pair | 52.75 |

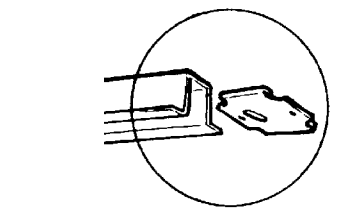


## BED CROSS SILLS


**• Cross Sills, Front and Middle. Made in USA!**

Like original. Includes the two pad support plates with each sill. Drill 1/4" holes for bed strips depending on the width of the boards in your bed.

| Part No. | Description  |      |       |
|----------|--|------|-------|
| BP101    | 1934-53 Stepside. Shorten on 1934-46 (1/2 and 3/4 ton only)..... | each | 19.50 |

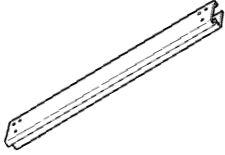


# BED PARTS



...visit our website for SPECIAL savings!

## BED CROSS SILLS (continued)



### • Cross Sills, Rear. Made in USA!

Fits below tailgate. Heavy steel for wood floor as original.

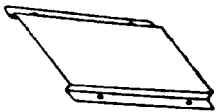
| Part No. | Description           | each | Price |
|----------|-----------------------|------|-------|
| BP104    | 1934-39 50 7/8" ..... | each | 99.00 |
| BP183    | 1940-46 54 3/4" ..... | each | 98.00 |

### • Cross Sill, 1940-46 GMC Rear. Made in USA!

Used with original metal bed floor. Includes the two stamped strips which you weld over the corrugated bed floor end.

| Part No. | Description               | each | Price  |
|----------|---------------------------|------|--------|
| BP273    | 1940-46 Metal floor ..... | each | 134.50 |


## MISCELLANEOUS BED PARTS



### • Tailpipe Shields. Made in USA!

A must for that exact restoration. Perfectly replaces the lost or damaged factory metal plate that secures to the underside of bed. Protects bed wood from tailpipe heat damage.

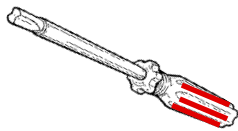
| Part No. | Description   | each | Price |
|----------|---------------|------|-------|
| BP147    | 1934-46 ..... | each | 7.95  |



### • Rear Fender Bolts

Secures fender to bedside.

| Part No. | Description   | each | Price |
|----------|---|------|-------|
| BP149    | 1934-72 Phillips head .....                           | each | .75   |
| BP148    | 1941-54 Clutch head as original on most pickups ..... | each | 1.15  |



### • Clutch Head Drivers

We stock the three clutch head drivers used in these early trucks. This includes the large 5/16" size that fits the above stepside rear fender bolt.

| Part No. | Description               | set | Price |
|----------|---------------------------|-----|-------|
| MS313    | Clutch head drivers ..... | set | 16.95 |



# CAB RELATED PARTS

*...visit our website for SPECIAL savings!*



### CAB INSULATION KITS

#### • Cab Insulation Kits

Most people love our older GM trucks but some wish for the more quiet riding comfort found in modern vehicles. We have the solution with new “state of the art” truck acoustic technology. Our kits use a multistage, automotive insulation, and dampening system that nicely controls cab noise, metal vibration, and heat.

In about two hours you can install these pre-sized self-adhesive sound damper pads plus the pre-trimmed heat absorber / barrier panels that are custom cut to the size of your trucks interior. Once the headliner, door panels, floor mat, seat cushions and rear metal interior panels are put back in place, no one will see the barrier material, but you will know immediately on the first drive! Instructions include location and labels on each panel. Spray adhesive and sealing tape help complete the improvements. (Vertical portion of firewall insulation included in FP147 cover in our Front Part Section.)

| Part No. | Description                 |            |
|----------|-----------------------------|------------|
| CBK150   | 1934-46 Cab Insulation..... | kit 395.00 |

### HUSH MAT!



#### • Cab Insulation Sheets by HushMat, Black

Now an inexpensive way to quiet your ride on all early trucks and cars! Eliminates much road noise and vibration plus provides thermal insulation.

Apply to door and roof skin, cab panels, and floors from firewall to rear panel. Virtually no pre-cleaning. One-Step application simply cut, peel, and stick. Approx: .07 inches thick. Bends and forms easily. Cut sheets to the size needed. The black color helps hide it in dark places.

| Part No. | Description                                  |            |
|----------|--|------------|
| CBK161   | 10 sheets 12" x 12" (covers 10 sq. ft) ..... | set 89.95  |
| CBK162   | 20 sheets 12" x 23" (covers 38 sq. ft) ..... | set 249.95 |



### COWL VENT GASKETS

#### • Cowl Vent Gaskets (Between hood and windshield.)

| Part No. | Description                             |            |
|----------|---|------------|
| CB219    | 1934-46 Foam material as original ..... | each 7.00  |
| CB108    | 1934-46 Molded rubber type.....         | each 11.50 |



#### • Cowl Vent Pivot Bolts

| Part No. | Description  |            |
|----------|--|------------|
| CBC199   | 1939-40 With shoulder, 2 per truck. Stainless steel..... | pair 16.50 |
| CBC200   | 1941-46 With shoulder, 2 per truck. Stainless steel..... | pair 16.50 |



### CAB WINDLACE

#### • Cab Windlace

| Part No. | Description                               |            |
|----------|---|------------|
| CB117    | 1934-40 Black 3/8" bead as original ..... | pair 36.50 |
| CB118    | 1934-40 Brown 3/8" bead as original.....  | pair 39.50 |
| CB183    | 1941 Black 1/2" bead as original .....    | pair 36.75 |
| CB166    | 1942-46 Black 1/2" bead.....              | pair 36.75 |
| CB184    | 1942-46 Brown 1/2" bead as original.....  | pair 37.75 |



#### • Cab Windlace Vertical Retainer

| Part No. | Description                              |            |
|----------|--|------------|
| CB349    | 1936-46 Fits between dash and floor..... | pair 18.00 |

# CAB RELATED PARTS




...visit our website for SPECIAL savings!



• Lower Cab Windlace (Attaches to floor edge.)

| Part No. | Description                         | Price |
|----------|-------------------------------------|-------|
| CB121    | 1936-46 Black as original .....pair | 14.50 |



**GLOVEBOX CARDBOARD, ETC.**

• Glovebox Cardboard

Formed to shape. Chevrolet or GMC. Die stamped and assembled. Felt lined to be the very best on the market. Show quality!

| Part No. | Description      | Price |
|----------|------------------|-------|
| CB1301   | 1936-38.....each | 24.50 |
| CB1302   | 1939 .....each   | 24.50 |
| CB1303   | 1940-46.....each | 24.50 |



• Glovebox Screws

| Part No. | Description                              | Price |
|----------|--|-------|
| CB228    | For installing glovebox in dash .....set | 1.95  |



• Glovebox Door Hinge, Made in USA!

| Part No. | Description      | Price |
|----------|------------------|-------|
| CB426    | 1936-38.....each | 34.50 |
| CB427    | 1939.....each    | 34.50 |



• Glovebox Lock and Key

| Part No. | Description  | Price |
|----------|--|-------|
| CB420    | 1936-39 Doesn't use a locking cylinder or key, chrome.....each | 32.50 |
| CB227    | 1940-46 With lock and key .....each                            | 26.95 |



• Glovebox Latch Hook With Slide

Included in CB227.

| Part No. | Description     | Price |
|----------|-----------------|-------|
| CB131    | 1940-53.....set | 5.00  |



• Glovebox Bumpers

| Part No. | Description                    | Price |
|----------|--------------------------------|-------|
| CB232    | 1940-72 Black rubber .....pair | .95   |



• Glovebox Light

| Part No. | Description  | Price |
|----------|--|-------|
| CB133    | Universal type, with socket and pigtail wiring .....each | 15.95 |



**GAS FILLER NECK GROMMETS**

• Gas Filler Neck Grommets

Surrounds body hole where gas neck protrudes.

| Part No. | Description  | Price |
|----------|--|-------|
| CB141    | 1934-35 Panel and Suburban.....each  | 12.50 |
| CB146    | 1934-36 Pickups.....each   | 11.90 |
| CB138    | 1938 Only - inner panel grommet .....each  | 15.95 |
| CB149    | 1938-41 and 1946 Pickups and large trucks .....each  | 11.75 |
| CB450    | 1942-45 Flat leather fits under ring. Used during WWII.....each  | 9.50  |
| CB145    | 1942-45 Flat rubber fits under ring. Replaces the leather used during WWII. A copy of the CB450.....each | 6.50  |





# CAB RELATED PARTS

*...visit our website for SPECIAL savings!*



### STEERING COLUMN COMPONENTS

#### • Steering Wheel, New

Due to so many requests, we decided it was time to produce the correct steering wheels for the 1941-46 Chevrolet/GMC trucks! They are just like originals made in black and even the correct brown for the 1946. Both wheels are the same except the color.

| Part No. | Description                             |      |        |
|----------|---|------|--------|
| CB508    | 1941-46 Black (Not original tan color.) | each | 170.00 |
| CB508BN  | 1946 Brown                              | each | 177.00 |



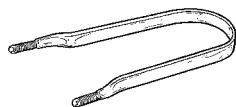
#### • Steering Wheel Nut

| Part No. | Description |      |     |
|----------|-------------|------|-----|
| CB204    | 1938-46     | each | .65 |



#### • Steering Column Clamp Rubber Bushing

| Part No. | Description |      |      |
|----------|-------------|------|------|
| CB162    | 1934-46     | each | 1.95 |



#### • Steering Column Metal U-Clamp

Threaded ends. Secures column to underside of dash.

| Part No. | Description |      |       |
|----------|-------------|------|-------|
| CBS165   | 1938-40     | each | 15.50 |
| CBS166   | 1941-46     | each | 15.50 |



#### • Horn Button Assemblies, Metal Button

| Part No. | Description  |      |       |
|----------|--|------|-------|
| EL119    | 1929-40 With rubber retainer and securing "S" wire                                       | each | 21.50 |
| EL204    | 1941-46 With threaded stud, base plate, and securing wire spring (Available Sept. 2010!) | set  | 23.95 |



#### • Horn Bracket

Secures original horn to intake manifold.

| Part No. | Description |      |       |
|----------|-------------|------|-------|
| EL336    | 1937-52     | each | 19.50 |



#### • Horn Button Retainer

The die cast three fingers extend through the steering wheel hub and holds the horn button EL204 in place. Available Sept: 2010!

| Part No. | Description       |      |       |
|----------|-------------------|------|-------|
| EL422    | 1941-46 Chevy/GMC | each | 45.00 |



#### • Horn Button Retainer Bumper

Fits below steering wheel. 2 1/4" diameter rubber.

| Part No. | Description |      |      |
|----------|-------------|------|------|
| EL423    | 1941-46     | each | 4.75 |



#### • Horn Button Coil Spring

Keeps pressure on horn button. Touches top of steering wheel. 1 1/8" diameter.

| Part No. | Description |      |      |
|----------|-------------|------|------|
| EL201    | 1941-46     | each | 2.95 |



#### • Steering Mast Bearing

Fits at top of steering column below steering wheel. Includes wire that goes through the mast jacket.


| Part No. | Description             |      |       |
|----------|-------------------------|------|-------|
| EL107    | 1931-40 correct bearing | each | 42.50 |
| EL155    | 1941-46 correct bearing | each | 22.50 |

**NOTE: Other Steering Parts Available in Mechanical Section.**

# CAB RELATED PARTS



...visit our website for SPECIAL savings!



## CAB MOUNT KITS

### • Cab Mount Kits

Complete with specialized bushings, washers, bolts, blocks, springs, and pads.

| Part No. | Description   |     |       |
|----------|---|-----|-------|
| CBK153   | 1934-36 High cab .....  | kit | 45.50 |
| CB205    | 1939-46 Partially fits 1934-38 pickups and large trucks ..... | kit | 69.50 |
| CBK155   | 1939-46 Panel and Suburban.....                               | kit | 59.50 |



### • Wood Blocks, Floor Rail

Connects cowl assembly to cab side rails at floor. Shaped and drilled as original. Includes two blocks with the proper six tapered machine bolts.

| Part No. | Description  |     |       |
|----------|--------------|-----|-------|
| CB206    | 1934-46..... | kit | 11.90 |

### • Wood Blocks, Cab Mount

Fit at rear under cab.

| Part No. | Description                      |      |      |
|----------|----------------------------------|------|------|
| CB247    | 1936-46 (included in CB205)..... | pair | 7.95 |



## MISCELLANEOUS CAB ITEMS

### • Clutch Head Screws

Black interior screws. Approximately 100 items.

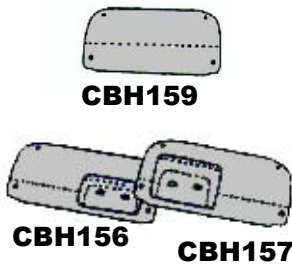
| Part No. | Description            |     |       |
|----------|------------------------|-----|-------|
| CB101    | 1934-46 Chevrolet..... | set | 23.95 |

### • Header Panel

Fits above windshield in cab interior and has holes for left and right windshield wiper motor plates. Touches front edge of headliner board.



| Part No. | Description              |      |        |
|----------|--------------------------|------|--------|
| CBH151   | 1936-38 Fiberglass ..... | each | 125.00 |
| CBH155   | 1939-46 Fiberglass ..... | each | 125.00 |



### • Header Panel Wiper Cover Plate

These wiper motor access plates nicely replace those that are often rusted out or missing. Attach to CBH151, CBH155 or your original metal panel.

| Part No. | Description   |      |       |
|----------|---|------|-------|
| CBH152   | 1936-38 Left, with indentation, fiberglass .....                    | each | 19.75 |
| CBH153   | 1936-38 Right, with indentation, fiberglass.....                    | each | 19.75 |
| CBH154   | 1936-38 Cover plate, left or right (no indentation), fiberglass..   | each | 19.75 |
| CBH156   | 1939-46 Left, with indentation, fiberglass .....                    | each | 19.75 |
| CBH157   | 1939-46 Right, with indentation, fiberglass.....                    | each | 19.75 |
| CBH158   | 1939-46 Cover plate, left or right (no indentation), fiberglass ... | each | 19.75 |
| CBH159   | 1939-46 Cover plate, left or right (no indentation), "metal" ....   | each | 24.95 |



### • Seat Cushion Rails

Secures bottom cushion. Attaches above gas tank on seat riser.

| Part No. | Description            |     |       |
|----------|------------------------|-----|-------|
| CBS304   | 1939-46 Set of 4 ..... | set | 39.50 |



### • Seat Bumpers

Protects rear of cab from upper seat frame.

| Part No. | Description  |      |      |
|----------|--------------|------|------|
| CBS309   | 1936-46..... | pair | 4.50 |



### • Dash Trim Clips

Secures the horizontal dash trim. Hand made!

| Part No. | Description  |      |      |
|----------|--------------|------|------|
| TRC116   | 1940-46..... | each | 2.00 |



# DECALS

*...visit our website for SPECIAL savings!*



**• Decals, Sales and Service Sign**

The same decals used on our MS102 and MS103 signs. Use on windows, your own signs, etc. Weatherproof vinyl approximately 11-3/4" diameter. Just like displayed in dealerships.

| Part No. | Description     |      |      |
|----------|-----------------|------|------|
| DE101    | Chevrolet ..... | each | 8.95 |
| DE102    | GMC .....       | each | 8.95 |



**• Decals, Miniature Service Sign**

Weatherproof vinyl approximately 3" diameter. One of each - Chevrolet and GMC. Use on windows, your own signs, etc. A miniature of DE101 and DE102 above.

| Part No. | Description           |     |      |
|----------|-----------------------|-----|------|
| DE103    | Miniature decals..... | set | 1.95 |



**DECALS, CHEVROLET AND GMC ALL PURPOSE**

Weatherproof vinyl.

**• Chevrolet Block Letters**

Approximately 1" x 8-1/4".

CHEVROLET

| Part No. | Description       |      |      |
|----------|-------------------|------|------|
| DE104    | Black decals..... | each | 1.90 |
| DE105    | Red decals.....   | each | 1.90 |



**• GMC Famous Script**

Approximately 2" x 7-3/4". Also fits 1947-55 hubcaps.

| Part No. | Description        |      |      |
|----------|--------------------|------|------|
| DE106    | Red decals.....    | each | 2.75 |
| DE107    | White decals ..... | each | 2.75 |
| DE108    | Black decals.....  | each | 2.75 |



Chevrolet

CHEVROLET

**DECALS, GRILLE**

Fits the letters and horizontal line indentions on the factory grills. No need to hand paint your grill. Waterless stick-on type.

**• Chevrolet**

| Part No. | Description   |     |       |
|----------|---|-----|-------|
| DE236    | 1939 Red letters and strips (upper grill bar) .....       | set | 14.50 |
| DE234    | 1940 Red letters and strips (upper grill bar) .....       | set | 14.50 |
| DE235    | 1941-46 Red letters and strips (upper grill housing)..... | set | 14.50 |



Chevrolet

**DECALS, TAILGATE**

Weatherproof decals in exact size and shape as letters on stamped tailgates. Also fits well on non-emblem plain tailgates.

**• Chevrolet**

| Part No. | Description                        |      |       |
|----------|------------------------------------|------|-------|
| DE116    | 1939-40 Black rolling script.....  | each | 9.05  |
| DE117    | 1939-40 White rolling script ..... | each | 9.05  |
| DE118    | 1939-40 Chrome rolling script..... | each | 12.45 |

# DECALS



...visit our website for SPECIAL savings!



## DECALS, TAILGATE (continued)

### • GMC

| Part No. | Description  |      |      |
|----------|--|------|------|
| DE127    | 1936-46 Black rolling script (does not include oval) ..... | each | 7.00 |
| DE128    | 1936-46 White rolling script (does not include oval) ..... | each | 7.00 |



## REPRODUCED FACTORY ORIGINAL DECALS

For the perfectionist wanting his truck very authentic, we have reproduced the following decals for mechanical items. They are exact! Made from factory original samples. All are waterless Mylar material.



### • Decals, Air Cleaner

| Part No. | Description  |      |      |
|----------|--|------|------|
| DE201    | 1934-39 Chevrolet (white) .....                          | each | 1.75 |
| DE202    | 1940-46 Chevrolet or GMC (oil wetted) (red-orange) ..... | each | 1.75 |



### • Decals, Oil Filter

Exact colored waterless decals plus cartridge restoration instructions. The six cylinder cartridge housing is secured to intake manifold with two U-bolts.

**Fram Type** - For use on the more popular after market six cylinder oil filter assembly. Beautiful 4-color waterless decals to perfectly detail the filter unit. Includes the three decals.

**Note:** Fram uses a corrugated cone bottom.

| Part No. | Description     |      |      |
|----------|-----------------|------|------|
| DE216    | All years ..... | each | 4.95 |



**AC Type** - Exact as used on the filter assembly installed by General Motors dealers on trucks. Exact two color, waterless decal. Attaches to lid and cannister.

**Note:** AC uses a smooth cone bottom.

| Part No. | Description                |      |      |
|----------|----------------------------|------|------|
| DE217    | 1936-53 Six cylinder. .... | each | 3.75 |



### • Decals, Rear Axle

| Part No. | Description   |      |      |
|----------|---|------|------|
| DE228    | 1934-46 2-speed rear axle decal. Attaches to dash ..... | each | 3.70 |

### • Decals for speedometer and gauges - See Speedometer and Gauge Section

# the horsepower jackpot





# DOORS AND COMPONENTS

*...visit our website for SPECIAL savings!*

## DOOR COMPONENTS

### • Door Hinges

We have produced authentic door hinges for the 1939-46 cabs. Most originals are worn or rusted beyond repair and after 60 years the bolts are ruined when removed. These will exactly replace your damaged hinges. Includes mounting bolts and hinge pins. (Reverse the hinge pin to make them right or left.



| Part No. | Description         |      |       |
|----------|---------------------|------|-------|
| DPH120   | 1939-46 upper ..... | each | 39.95 |
| DPH121   | 1939-46 lower ..... | each | 39.95 |

|        |                     |      |       |
|--------|---------------------|------|-------|
| DPH120 | 1939-46 upper ..... | each | 39.95 |
| DPH121 | 1939-46 lower ..... | each | 39.95 |

**Note:** These hinges can be made to fit the rear door on Panels and Suburbans. The inner hinge plate must be lengthened on DPH120 and DPH121 a 1/2", 3 holes filled, and redrilled.

### • Door Hinge Bolts

When you want to use your original hinges these bolts should be of interest;


| Part No. | Description   |      |      |
|----------|---|------|------|
| DPH112   | 1934-36 Door side of hinge. Oval head, "Standard threads" and hex nuts, 3/4" long .....                         | each | 1.45 |
| DPH113   | 1934-36 Cab post side of hinge. 1 3/4" long. Nuts included which anchor to vertical door post wood. ....        | each | 1.45 |
| DPH114   | 1937-38 Cab post side of hinge. ....  | each | 5.95 |
| DPH125   | 1939-46 Door side of hinge. "Standard threads" .....  | each | 1.45 |
| DPH123   | 1939-46 Cab post side of hinge. Oval head, "fine threads" .....   | each | 1.95 |
| DPH126   | 1939-46 Panel and Suburban. Side by side rear door hinge bolts. longer than side door, "standard threads" ..... | each | 1.70 |
| DPH124   | 1939-46 Panel and Suburban. Side by side rear door hinge bolts. longer than side door, "fine threads" .....     | each | 1.70 |

|        |   |      |      |
|--------|---|------|------|
| DPH112 | 1934-36 Door side of hinge. Oval head, "Standard threads" and hex nuts, 3/4" long .....                         | each | 1.45 |
| DPH113 | 1934-36 Cab post side of hinge. 1 3/4" long. Nuts included which anchor to vertical door post wood. ....        | each | 1.45 |
| DPH114 | 1937-38 Cab post side of hinge. ....  | each | 5.95 |
| DPH125 | 1939-46 Door side of hinge. "Standard threads" .....  | each | 1.45 |
| DPH123 | 1939-46 Cab post side of hinge. Oval head, "fine threads" .....   | each | 1.95 |
| DPH126 | 1939-46 Panel and Suburban. Side by side rear door hinge bolts. longer than side door, "standard threads" ..... | each | 1.70 |
| DPH124 | 1939-46 Panel and Suburban. Side by side rear door hinge bolts. longer than side door, "fine threads" .....     | each | 1.70 |

### • Door Patch Panels

| Part No. | Description  |      |       |
|----------|--|------|-------|
| SMD146L  | 1936-38 left, approx:6" high .....                   | each | 55.50 |
| SMD146R  | 1936-38 right, approx:6" high .....                  | each | 55.50 |
| SMD147L  | 1939-46 left, approx:6" high .....                   | each | 55.50 |
| SMD147R  | 1939-46 right, approx:6" high .....                  | each | 55.50 |
| SM308L   | 1936-38 Left, extends to under door trim belt .....  | each | 92.00 |
| SM308R   | 1936-38 Right, extends to under door trim belt ..... | each | 92.00 |
| SM309L   | 1939-46 Left, extends to under door trim belt .....  | each | 92.00 |
| SM309R   | 1939-46 Right, extends to under door trim belt ..... | each | 92.00 |

These hand rolled and formed panels nicely replace your rusted out door skins. Includes the three right angle edges to bend over your door frame. The shorter panel will repair the spotted rust on the door bottom edge if all else is good. Professional installation recommended to insure a perfect final appearance! Welding these panels without warpage is difficult for an amateur! Hand made in the USA!



| Part No. | Description  |      |       |
|----------|--|------|-------|
| SMD146L  | 1936-38 left, approx:6" high .....                   | each | 55.50 |
| SMD146R  | 1936-38 right, approx:6" high .....                  | each | 55.50 |
| SMD147L  | 1939-46 left, approx:6" high .....                   | each | 55.50 |
| SMD147R  | 1939-46 right, approx:6" high .....                  | each | 55.50 |
| SM308L   | 1936-38 Left, extends to under door trim belt .....  | each | 92.00 |
| SM308R   | 1936-38 Right, extends to under door trim belt ..... | each | 92.00 |
| SM309L   | 1939-46 Left, extends to under door trim belt .....  | each | 92.00 |
| SM309R   | 1939-46 Right, extends to under door trim belt ..... | each | 92.00 |

|         |  |      |       |
|---------|--|------|-------|
| SMD146L | 1936-38 left, approx:6" high .....                   | each | 55.50 |
| SMD146R | 1936-38 right, approx:6" high .....                  | each | 55.50 |
| SMD147L | 1939-46 left, approx:6" high .....                   | each | 55.50 |
| SMD147R | 1939-46 right, approx:6" high .....                  | each | 55.50 |
| SM308L  | 1936-38 Left, extends to under door trim belt .....  | each | 92.00 |
| SM308R  | 1936-38 Right, extends to under door trim belt ..... | each | 92.00 |
| SM309L  | 1939-46 Left, extends to under door trim belt .....  | each | 92.00 |
| SM309R  | 1939-46 Right, extends to under door trim belt ..... | each | 92.00 |

### • Door Handles

| Part No. | Description  |      |       |
|----------|--|------|-------|
| DPH105   | 1939-46 Chrome-Outside (non-locking) .....                           | each | 33.75 |
| DPH105NC | 1939-46 Non-chrome-Outside (non-locking) .....                       | each | 25.00 |
| DPH118   | 1934-38 Chrome inside slider threaded knob. Like GM made them! ..... | each | 29.50 |
| DPH100   | 1939-46 Chrome as original-Inside .....                              | each | 38.50 |

Finally after 50 years these are available. Identical to the original GM handles. Show quality! Non-locking style.

|          |  |      |       |
|----------|--|------|-------|
| DPH105   | 1939-46 Chrome-Outside (non-locking) .....                           | each | 33.75 |
| DPH105NC | 1939-46 Non-chrome-Outside (non-locking) .....                       | each | 25.00 |
| DPH118   | 1934-38 Chrome inside slider threaded knob. Like GM made them! ..... | each | 29.50 |
| DPH100   | 1939-46 Chrome as original-Inside .....                              | each | 38.50 |



# DOORS AND COMPONENTS



...visit our website for SPECIAL savings!



**• Door Handle Lock and Key**

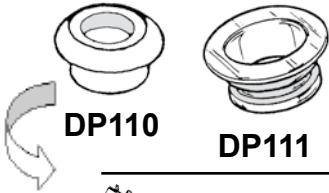
Fits below handle on right door. Just like GM! Includes gasket.

| Part No. | Description                   | each | Price |
|----------|-------------------------------|------|-------|
| DP469    | 1942-46 includes 2 keys ..... | each | 49.50 |

**• Door Handle Ferrules**

Includes high shine stainless ring and rubber seal.

| Part No. | Description                           | each | Price |
|----------|---------------------------------------|------|-------|
| DP110    | 1929-37 With inside rubber seal ..... | each | 9.50  |
| DP111    | 1938-46 With outside rubber seal..... | each | 8.90  |

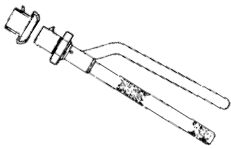


**• Door Handle Ferrule Tool**

Critical for installation of the above ferrules.

| Part No. | Description  | each | Price |
|----------|--------------|------|-------|
| DP102    | 1929-46..... | each | 34.50 |

**NOTE:** 50% of DP102 cost is refundable with a gift certificate towards parts!



**• Door Handle Retaining Screw as Original, Correct Headsize**

| Part No. | Description   | each | Price |
|----------|---|------|-------|
| WIB204   | 1939-46 Inside door handle .....                        | each | 3.90  |
| DPH103   | 1936-46 Secures outside door handle. (plus spacer)..... | each | 4.50  |



**• Door Handle "Anti-droop" Spring**

Fits in latch. Helps keep exterior door handle in horizontal position. Made in the USA!


| Part No. | Description         | each | Price |
|----------|---------------------|------|-------|
| DP146L   | 1939-46 left .....  | each | 4.50  |
| DP146R   | 1939-46 right ..... | each | 4.50  |



**• Door Weather Seal - Panel and Suburban**

Black sponge rubber. Fits around door edge. The best available. Glues in place.

| Part No. | Description                                  | pair | Price |
|----------|--|------|-------|
| DP136    | 1936-66 Panel and Suburban, rear doors ..... | pair | 34.50 |



**• Door Rubber Seal Adhesive**

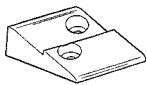
Quality 3M special black glue.

| Part No. | Description        | each | Price |
|----------|--------------------|------|-------|
| DP120    | Door adhesive..... | each | 10.25 |



**• Door Striker Plate**

| Part No. | Description                 | each | Price |
|----------|-----------------------------|------|-------|
| DP126    | 1936-46 Left or right ..... | each | 9.75  |



**• Door Checks or Stops**

| Part No. | Description   | each | Price |
|----------|---|------|-------|
| DPD107   | 1934-36 Leather strap with both metal brackets..... | each | 19.50 |
| DP137    | 1939-46 Spring steel bracket with pin.....          | each | 22.50 |



**DPD107, 6 1/2" long**

**• Door Check Bracket**

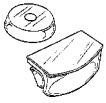


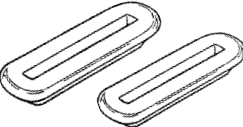





| Part No. | Description  | each | Price |
|----------|--|------|-------|
| DPD108   | 1939-46 Welds to door interior. Attaches to DP137..... | each | 17.50 |





# DOORS AND COMPONENTS

...visit our website for *SPECIAL savings!*

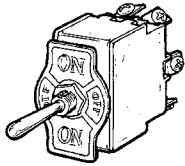
|     | <p>• <b>Door Bumpers</b></p> <table style="width: 100%; border-collapse: collapse;"> <thead> <tr> <th style="text-align: left;">Part No.</th> <th style="text-align: left;">Description</th> <th style="text-align: right;"></th> </tr> </thead> <tbody> <tr> <td>DP808</td> <td>1936-46 Exact duplicates. 8 Pieces.(For both doors).....set</td> <td style="text-align: right;">14.75</td> </tr> </tbody> </table>   | Part No. | Description |  | DP808  | 1936-46 Exact duplicates. 8 Pieces.(For both doors).....set                   | 14.75 |       |   |       |        |                                  |       |
|--|---|----------|-------------|--|--------|---|-------|-------|---|-------|--------|----------------------------------|-------|
| Part No.   | Description   |          |             |  |        |   |       |       |   |       |        |                                  |       |
| DP808  | 1936-46 Exact duplicates. 8 Pieces.(For both doors).....set   | 14.75    |             |  |        |   |       |       |   |       |        |                                  |       |
|     | <p>• <b>Door Dovetail Bumper Stops</b></p> <table style="width: 100%; border-collapse: collapse;"> <thead> <tr> <th style="text-align: left;">Part No.</th> <th style="text-align: left;">Description</th> <th style="text-align: right;"></th> </tr> </thead> <tbody> <tr> <td>DPD109</td> <td>1933-46 Fits in door post. Rubber with 2 metal shoes. ....pair</td> <td style="text-align: right;">22.00</td> </tr> </tbody> </table>   | Part No. | Description |  | DPD109 | 1933-46 Fits in door post. Rubber with 2 metal shoes. ....pair                | 22.00 |       |   |       |        |                                  |       |
| Part No.   | Description   |          |             |  |        |   |       |       |   |       |        |                                  |       |
| DPD109   | 1933-46 Fits in door post. Rubber with 2 metal shoes. ....pair  | 22.00    |             |  |        |   |       |       |   |       |        |                                  |       |
|     | <p>• <b>Door Hinge Pins</b></p> <table style="width: 100%; border-collapse: collapse;"> <thead> <tr> <th style="text-align: left;">Part No.</th> <th style="text-align: left;">Description</th> <th style="text-align: right;"></th> </tr> </thead> <tbody> <tr> <td>DP112</td> <td>1934-46 2-5/8" long. Also used for 1939-46 hinges without mirror arm.....each</td> <td style="text-align: right;">2.50</td> </tr> <tr> <td>DP135</td> <td>1939-46 3" long. Used with mirror arm .....each</td> <td style="text-align: right;">2.75</td> </tr> </tbody> </table>   | Part No. | Description |  | DP112  | 1934-46 2-5/8" long. Also used for 1939-46 hinges without mirror arm.....each | 2.50  | DP135 | 1939-46 3" long. Used with mirror arm .....each               | 2.75  |        |                                  |       |
| Part No.   | Description   |          |             |  |        |   |       |       |   |       |        |                                  |       |
| DP112  | 1934-46 2-5/8" long. Also used for 1939-46 hinges without mirror arm.....each   | 2.50     |             |  |        |   |       |       |   |       |        |                                  |       |
| DP135  | 1939-46 3" long. Used with mirror arm .....each   | 2.75     |             |  |        |   |       |       |   |       |        |                                  |       |
|     | <p>• <b>Door Rubber Hinge Seals, Rear</b><br/>Panel and Suburban with side by side rear doors.</p> <table style="width: 100%; border-collapse: collapse;"> <thead> <tr> <th style="text-align: left;">Part No.</th> <th style="text-align: left;">Description</th> <th style="text-align: right;"></th> </tr> </thead> <tbody> <tr> <td>DP430</td> <td>1936-59 (4 per set) .....set</td> <td style="text-align: right;">11.95</td> </tr> </tbody> </table>  | Part No. | Description |  | DP430  | 1936-59 (4 per set) .....set  | 11.95 |       |   |       |        |                                  |       |
| Part No.   | Description   |          |             |  |        |   |       |       |   |       |        |                                  |       |
| DP430  | 1936-59 (4 per set) .....set  | 11.95    |             |  |        |   |       |       |   |       |        |                                  |       |
|    | <p>• <b>Door Lock Knobs</b><br/>Small chrome T-handle for inside of left door.</p> <table style="width: 100%; border-collapse: collapse;"> <thead> <tr> <th style="text-align: left;">Part No.</th> <th style="text-align: left;">Description</th> <th style="text-align: right;"></th> </tr> </thead> <tbody> <tr> <td>DP129</td> <td>1934-40 3/16" Square hole .....each</td> <td style="text-align: right;">11.50</td> </tr> <tr> <td>DP138</td> <td>1941-46 1/4" Square hole .....each</td> <td style="text-align: right;">11.50</td> </tr> </tbody> </table>   | Part No. | Description |  | DP129  | 1934-40 3/16" Square hole .....each   | 11.50 | DP138 | 1941-46 1/4" Square hole .....each                            | 11.50 |        |                                  |       |
| Part No.   | Description   |          |             |  |        |   |       |       |   |       |        |                                  |       |
| DP129  | 1934-40 3/16" Square hole .....each   | 11.50    |             |  |        |   |       |       |   |       |        |                                  |       |
| DP138  | 1941-46 1/4" Square hole .....each  | 11.50    |             |  |        |   |       |       |   |       |        |                                  |       |
|   | <p>• <b>Door Lock Gasket</b></p> <table style="width: 100%; border-collapse: collapse;"> <thead> <tr> <th style="text-align: left;">Part No.</th> <th style="text-align: left;">Description</th> <th style="text-align: right;"></th> </tr> </thead> <tbody> <tr> <td>DP176</td> <td>1942-51 (Included with door lock DP469).....each</td> <td style="text-align: right;">.75</td> </tr> </tbody> </table>  | Part No. | Description |  | DP176  | 1942-51 (Included with door lock DP469).....each                              | .75   |       |   |       |        |                                  |       |
| Part No.   | Description   |          |             |  |        |   |       |       |   |       |        |                                  |       |
| DP176  | 1942-51 (Included with door lock DP469).....each  | .75      |             |  |        |   |       |       |   |       |        |                                  |       |
|  | <p>• <b>Door Latch Connecting Link</b><br/>The metal link inside door. Connects latch to inside handle. Made in USA!</p> <table style="width: 100%; border-collapse: collapse;"> <thead> <tr> <th style="text-align: left;">Part No.</th> <th style="text-align: left;">Description</th> <th style="text-align: right;"></th> </tr> </thead> <tbody> <tr> <td>DP264</td> <td>1934-36 High cab, With threaded hole, 13" long .....each</td> <td style="text-align: right;">29.75</td> </tr> <tr> <td>DP265</td> <td>1936-38 Low cab, With threaded hole, 11 11/16" long .....each</td> <td style="text-align: right;">29.75</td> </tr> <tr> <td>DPD120</td> <td>1939-46 (11 1/2" long) .....each</td> <td style="text-align: right;">10.90</td> </tr> </tbody> </table> <div style="display: flex; justify-content: space-around; margin-top: 10px;"> <div style="text-align: center;">  <p><b>DPD120</b></p> </div> <div style="text-align: center;">  <p><b>DP264 and DP265</b></p> </div> </div> | Part No. | Description |  | DP264  | 1934-36 High cab, With threaded hole, 13" long .....each                      | 29.75 | DP265 | 1936-38 Low cab, With threaded hole, 11 11/16" long .....each | 29.75 | DPD120 | 1939-46 (11 1/2" long) .....each | 10.90 |
| Part No.   | Description   |          |             |  |        |   |       |       |   |       |        |                                  |       |
| DP264  | 1934-36 High cab, With threaded hole, 13" long .....each  | 29.75    |             |  |        |   |       |       |   |       |        |                                  |       |
| DP265  | 1936-38 Low cab, With threaded hole, 11 11/16" long .....each   | 29.75    |             |  |        |   |       |       |   |       |        |                                  |       |
| DPD120   | 1939-46 (11 1/2" long) .....each  | 10.90    |             |  |        |   |       |       |   |       |        |                                  |       |

WHATEVER YOUR BUSINESS  
 THERE'S A CHEVROLET  
 TRUCK TO DO THE JOB  
 99 MODELS TO CHOOSE  
 FROM!

# ELECTRICAL



...visit our website for SPECIAL savings!



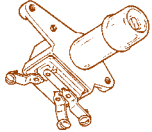
## SWITCHES

### • Dash and Courtesy Light Switch

Under dash 3 position unit for map light and cluster. Fits below left center of dash.

#### Part No. Description

EL154 1939-46 Similar to original ..... each 7.75



### • Dimmer Switch

#### Part No. Description

EL101 1936-54..... each 8.95



### • Headlight Switch With Rheostat Control

Universal type. Good replacement. Disregard the rheostat on this unit as originally they were not used. The rheostat is not visible behind dash panel.

#### Part No. Description

EL104 1936-46 6 volt ..... each 19.50

EL160 1936-46 12 volt without dimmer..... each 19.50




### • Heater Blower Switches

Secures under dash with included mounting bracket. Rheostat type with light.

#### Part No. Description

EL117 6 volt ..... each 18.00

EL118 12 volt ..... each 13.95



### • Starter Switches

For six cylinders with foot operated linkage.

#### Part No. Description

EL202 1934-37..... each 18.90

EL102 1938-54..... each 13.75



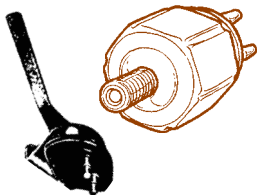
### • Starter Solenoid

Attaches to top of a Powerglide starter when using a car "push button on dash" system.

#### Part No. Description

EL216 6 volt ..... each 38.00

EL217 12 volt ..... each 13.75



### • Stoplight Switches

With snap on terminals. Check your master cylinder.

#### Part No. Description

EL152 1936-42 Hydraulic type (threads into master cylinder) ..... each 13.50

EL106 1936-55 Mechanical type (attaches to toeboard) ..... each 8.95


# CHEVROLET





# ELECTRICAL

*...visit our website for SPECIAL savings!*



**COILS**

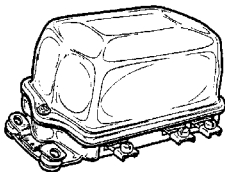
• Ignition Coils

| Part No. | Description                                    |      |       |
|----------|--|------|-------|
| EL143    | 6 volt (when original type is not used) .....  | each | 28.50 |
| EL142    | 12 volt (when original type is not used) ..... | each | 26.50 |

• Ignition Coils

This item is a traditional round 12 volt coil with a built-in reducer. Eliminates the need for outside reducer EL181 when changing to a 12 volt system. Includes mounting bracket.

| Part No. | Description                         |      |       |
|----------|-------------------------------------|------|-------|
| EL158    | 1955-72 Resistor ignition coil..... | each | 39.50 |



**VOLTAGE REGULATORS AND CUT-OUTS, ETC.**

• For Generators

Attaches to firewall, as original.

| Part No. | Description                                    |      |       |
|----------|--|------|-------|
| EL140    | 1940-55 Chevrolet 6 volt, negative ground..... | each | 69.00 |

• Generator Cut-Out, Universal


Used prior to voltage regulators. Attaches to top of generator. Not exact in appearance.

| Part No. | Description   |      |       |
|----------|---------------|------|-------|
| EL139    | 1929-39 ..... | each | 41.00 |

• Generator Cut-Out Repair Kit

If you are fortunate to have the original rectangular Delco-Remy cut-out, we can help you make it work better than new. We provide high-tech diode and instructions. This new addition is hidden.

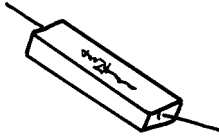
| Part No. | Description   |      |       |
|----------|---------------|------|-------|
| EL136    | 1929-39 ..... | each | 15.50 |



# ELECTRICAL



...visit our website for SPECIAL savings!



## VOLTAGE REDUCERS

Drops 12 volt current to 6 volt. Place in line to 6 volt accessories if you convert to a 12 volt system.

### Part No. Description

|       |   |      |       |
|-------|---|------|-------|
| EL181 | Medium duty, keeps the necessary 6 volt current to ignition points..... | each | 14.75 |
| EL135 | Heavy duty, for accessories such as radio or heater .....               | each | 12.50 |
| EL110 | Light duty, for gas gauge .....   | each | 3.25  |
| EL311 | Light duty, for gas gauge, Runtz .....                                  | each | 18.50 |

**Note:** EL110 protects original gas gauge from 12 volts, but on some applications it does not give totally accurate readings. This one amp "Runtz" voltage reducer (EL311) gives exact readings by otherwise good gauges. Negative ground only.



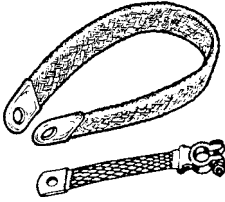
## VOLTAGE BOOSTER, 6 to 12 Volts

Will operate 12 volt negative ground accessories from 6 or 8 volt negative ground electrical systems. This booster is very small (3-1/2" x 2-1/8" x 1-5/8") and is easily mounted under dash. It can continuously supply about 1-3/4 amps, which is adequate for small stereos, CB radios, cellular phone chargers, radar detectors, etc. One year warranty.

**Note:** Will not work with positive ground systems.

### Part No. Description

|       |   |      |       |
|-------|---|------|-------|
| EL219 | Voltage booster for 6 volt systems..... | each | 89.50 |
|-------|---|------|-------|



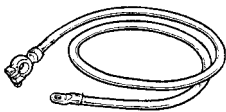
## MISCELLANEOUS ELECTRICAL ITEMS

### • Ground Straps (Six Volt Vehicles need two ground straps)

Open braided flat strands as original. Plated to resist corrosion!

### Part No. Description

|       |   |      |       |
|-------|---|------|-------|
| EL146 | 1934-55 1st Engine to frame (12").....  | each | 9.00  |
| EL113 | 1934-55 1st Battery to frame (14")..... | each | 12.00 |



### • Battery Cable, 27 1/4"

These are the heavier gauge battery to starter style. Necessary for 6 volt systems. We have EL114 covered with an original cloth braiding so they are show quality.

### Part No. Description

|       |  |      |       |
|-------|--|------|-------|
| EL114 | 1934-46 Original style, coth covered ..... | each | 38.00 |
| EL427 | 1934-46 Vinyl covered replacement .....    | each | 18.50 |



### • Battery Positive Cable Clip

Secures (EL114 and EL427) Chevrolet battery to starter switch cable to frame rail.

### Part No. Description

|       |              |      |      |
|-------|--------------|------|------|
| EL407 | 1941-54..... | each | 2.95 |
|-------|--------------|------|------|



### • Battery Ground Cable Clip

Holds original woven braided cable away from starter rod coil spring. Attaches to bell housing top bolt.

### Part No. Description

|       |              |      |      |
|-------|--------------|------|------|
| EL425 | 1941-53..... | each | 4.95 |
|-------|--------------|------|------|



# ELECTRICAL

*...visit our website for SPECIAL savings!*

### MISCELLANEOUS ELECTRICAL ITEMS (continued)

• **Wire, Cotton Braided**

Use for replacing sections of your original harness. (Sold per foot.)

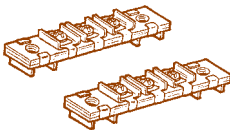
| Part No. | Description  |           |
|----------|--|-----------|
| EL18014  | 14 gauge cotton braided covering as original ..... | foot 1.10 |



• **Wiring Loom**

Black fabric loom to protect wiring, exact as original.

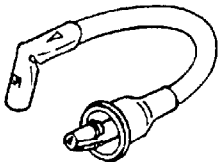
| Part No. | Description   |           |
|----------|---|-----------|
| LG112    | Headlight loom (light bucket to inner fender terminal block)..... | foot 1.55 |
| LG160    | Taillight loom (taillight to under bed) .....                     | foot 1.25 |



• **Terminal Blocks**

Fits on inner each fender. Connects headlight wires to main harness.

| Part No. | Description                         |            |
|----------|-------------------------------------|------------|
| EL137    | 1934-53 Two 3 position blocks ..... | pair 18.75 |



• **Spark Plug Wires (Includes coil wire)**

These are custom made with proper ends and lengths for each type engine. Select these wire sets when you expect the best on the market. They are not just "get by" universal wire sets. (The inside has a carbon core to protect the radio.) Chevrolet and GMC.

| Part No. | Description  |           |
|----------|--|-----------|
| EL130    | 1934-53 Black wires with correct open metal ends and two rubber rings (can also be used on 235 engines)..... | set 24.50 |
| ELW540   | 1954-62 Black wires with covered metal ends .....  | set 19.95 |
| ELW542   | 1937-62 Replacement wires for HEI System (see HIGH PERFORMANCE section) .....                                | set 27.95 |

**Note:** See High Performance Section for HEI Distributor. **NOTE:** The set EL130 and ELW540 can be interchanged between 216, 235, and GMC six cylinder engines.



• **Rubber Rings for Spark Plug Wires**

| Part No. | Description   |           |
|----------|---|-----------|
| EL147    | For holding spark plug wires as original, included in EL130 ..... | pair 1.95 |



• **Firewall Wiring Loom Grommet**

Protects main wiring loom as it passes through sheet metal firewall.

| Part No. | Description  |           |
|----------|--------------|-----------|
| FP129    | 1936-59..... | each 3.25 |



• **Taillight Wiring Grommet**

Fits in the frame hole near taillight to protect wiring.

| Part No. | Description  |           |
|----------|--------------|-----------|
| LG1061   | 1940-72..... | pair 2.75 |

# ELECTRICAL



...visit our website for SPECIAL savings!



## WIRING HARNESES, COTTON

For the two most popular harnesses we can provide original appearing cotton covered wires. These look just like the originals 70 years ago. Separates the mens from the boys in shows. **Made in USA!**

### Part No. Description

|        |   |      |        |
|--------|---|------|--------|
| ELW104 | 1934-39 Chevrolet and GMC for generator cutout .....  | each | 465.00 |
| ELW109 | 1940-46 Chevrolet and GMC for voltage regulator ..... | each | 495.00 |

**Note:** ELW104 harness is for the truck with a correct voltage cut-out on the generator. No voltage regulator.



## WIRING HARNESES, PVC

A complete quality wiring harness using the modern PVC coated copper wire. Made in USA! These are close to original harness, however some modifications may be required to fit your truck (for example: length of wire because of bed length or connector changes). These changes are not complicated and are easily modified with the harness installed in the truck.

### Part No. Description

|         |  |      |        |
|---------|--|------|--------|
| ELW3439 | 1934-39 Chevrolet and GMC with generator cutout .....  | each | 235.00 |
| ELW4046 | 1940-46 Chevrolet and GMC with voltage regulator ..... | each | 235.00 |

**Note:** If your 1934-39 truck has been converted to a voltage regulator (instead of the generator cutout) the ELW4046 is more appropriate. (Made in USA!)

### For Trucks With Alternators

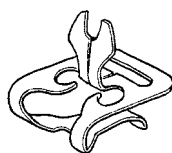
### Part No. Description

|       |                                 |      |        |
|-------|---------------------------------|------|--------|
| EL128 | 1934-39 Chevrolet and GMC ..... | each | 235.00 |
| EL168 | 1940-46 Chevrolet and GMC ..... | each | 235.00 |

## • Wiring Harness Diagrams

### Part No. Description

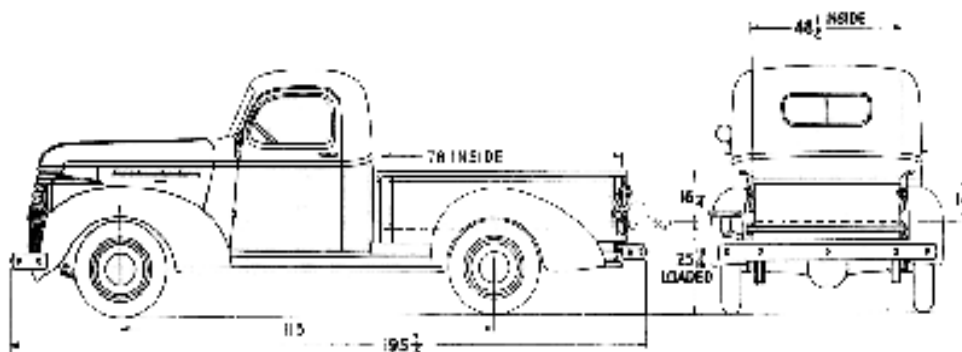
|       |               |      |      |
|-------|---------------|------|------|
| ELW46 | 1942-46 ..... | each | 9.95 |
|-------|---------------|------|------|



## • Wiring Harness Clips

### Part No. Description

|       |                      |      |      |
|-------|----------------------|------|------|
| EL175 | Fits all years ..... | each | 1.75 |
|-------|----------------------|------|------|



# 1941-46 Chevrolet 1/2 ton



# ELECTRICAL

*...visit our website for SPECIAL savings!*



### ALTERNATOR CONVERSION

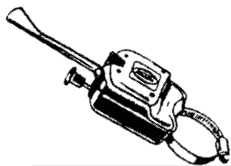
For those wanting the more modern alternator. This part adapts our Type #2 wiring harness with generator to an alternator. Will also work with your original generator harness.

| Part No. | Description                                 |            |
|----------|---|------------|
| ELW122   | 1934-62 Alternator conversion harness ..... | each 26.95 |

### TURN SIGNAL KITS

These kits are designed to fit behind the dash out of sight and do not clamp on steering column. Only a toggle switch lever is seen below dash. A beep-beep from behind dash indicates that the signal is flashing. This keeps a more original dash appearance, and still allows for this convenient accessory. Includes wiring, double filament sockets, switches, flasher, and instructions. This system fits inside original taillight but is independent from the stoplight bulbs! This kit can be made to operate original park lights or custom lights. American made. Top quality!

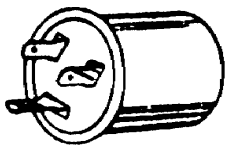
| Part No. | Description   |           |
|----------|---------------|-----------|
| EL1316   | 6 volt .....  | set 71.95 |
| EL13112  | 12 volt ..... | set 74.50 |



### • Turn Signal Lever Assembly

Clamps on steering column. For those wanting a visible lever at the side of steering column.

| Part No. | Description       |            |
|----------|-------------------|------------|
| EL13312  | Seven wires ..... | each 24.95 |



### • Turn Signal Flashers

| Part No. | Description            |            |
|----------|------------------------|------------|
| EL1762   | 6 volt, 2 prong .....  | each 14.50 |
| EL1763   | 6 volt, 3 prong .....  | each 14.50 |
| EL1772   | 12 volt, 2 prong ..... | each 10.75 |
| EL1773   | 12 volt, 3 prong ..... | each 10.75 |

*At this Sign*



FRIENDS MEET  
FRIENDS

# FLOOR PARTS



...visit our website for SPECIAL savings!



## FLOOR MATS

### • High Quality Molded Rubber Floor Mat

Replacement mat fits like the original. Use with felt pad below. Made in USA!

#### Part No. Description

FL101 1941-46 3 and 4-speed.....each 95.00

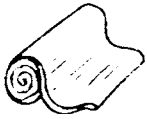


### • Floor Mat Material

Cut your own shape to make an excellent pebble grain rubber mat. Good if your year is not reproduced. Simply make a paper pattern and cut this shape on the mat material. Enough material for one cab floor.

#### Part No. Description

FL147 Per truck .....each 69.00

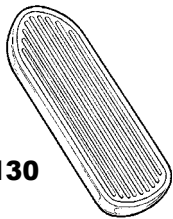


### • Floor Mat Felt Pad

Helps reduce engine heat and road noise in cab. Fits under floor mats.

#### Part No. Description

FL107 1934-55 1st 36" x 54" .....each 12.50



FL130

## ACCELERATOR PEDALS, ETC.

### • Accelerator Pedals

#### Part No. Description

FL460 1936 low cab-1937. Rod to carburator, including foot button (metal floor cab).....each 23.50

FL112 1938-40 1/2 and 3/4 ton (can fit 1941-42) .....each 26.95

FL130 1943-46 1/2, 3/4, 1, 1-1/2, and 2 ton. Not the all metal WWII type .....each 17.75



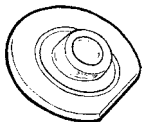
NOTE: The 17 1/2" FL460 will need slight bend to exactly form rod to your floor.

### • Accelerator Felt Floor Seal

Fits in the factory metal floor pocket.

#### Part No. Description

FL111 1941-59.....each 3.50



FL109

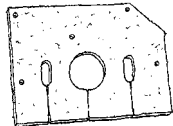
### • Accelerator Floor Board Grommet

Protects metal horizontal accelerator rod as it passes through floor.

#### Part No. Description

FL462 High cab 1934-36 Brass. Fits into hole in wood floor .....each 27.00

FL109 Low cab 1936-40 Rubber over metal.....each 14.00



FL155

### • Brake and Clutch Floor Seals

#### Part No. Description

FL233 1929-High cab 36 Brake and clutch floor grommets.....pair 19.00

FL155 1941-46 Seals steering column, brake and clutch at floor on toe board.....each 7.50



## STEERING COLUMN SEAL

### • Steering Column Hard Rubber Floor Seal

Seals air leaks around column at floor.

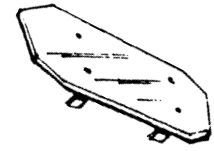
#### Part No. Description

FL151 1934-46 3 and 4-speed.....each 10.00



# FLOOR PARTS

*...visit our website for SPECIAL savings!*

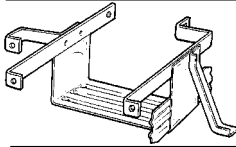


**BATTERY RELATED**

• **Battery Floor Hole Covers**

Removable metal plate in floor, when servicing battery.

| Part No. | Description   |      |       |
|----------|---------------|------|-------|
| FL160    | 1936-38 ..... | each | 19.75 |
| FL149    | 1939-46.....  | each | 19.75 |



• **Battery Tray Assembly**

| Part No. | Description                                     |      |       |
|----------|---|------|-------|
| FL185    | 1937-46 With sides and long carriage bolts..... | each | 65.00 |



**PARK BRAKE BOOT AND FOAM COLLAR**

• **Park Brake Foam Collar**

Fits between brake lever base and floor plate to stop air leaks, 1934-47. Also larger trucks, 1948 and newer having vertical hand pull lever.

| Part No. | Description  |      |      |
|----------|--------------|------|------|
| FL138    | 1934-59..... | each | 4.75 |



• **Park Brake Boot**

Boots were not originally used by GM on early trucks, however, this is a nice extra.

| Part No. | Description  |      |      |
|----------|--------------|------|------|
| FL164    | 1934-59..... | each | 5.90 |

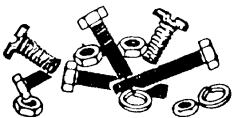


**FLOORBOARD SECTIONS, WOOD**

• **Floorboard and Toeboard, High Cab**

Plywood as original including proper holes, cuts, tapers, and thickness.

| Part No. | Description                       |      |       |
|----------|-----------------------------------|------|-------|
| FL198    | 1934-36 Floorboard, 4 speed ..... | each | 46.00 |
| FL199    | 1934-36 Toeboard.....             | each | 46.00 |



• **Floor and Toe Board Screw Set**

| Part No. | Description  |     |      |
|----------|--------------|-----|------|
| FL145    | 1939-46..... | set | 7.95 |

# Chevrolet Everybody wants one!

# FLOOR PARTS

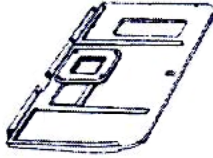


...visit our website for SPECIAL savings!

## FLOORBOARD SECTIONS, FIBERGLASS

### • Floorboard Sections - Fiberglass

Tough black fiberglass to replace your rusted-out unit.



#### Part No. Description

|       |                               |      |       |
|-------|-------------------------------|------|-------|
| FL168 | 1936 Low cab-38 4-speed ..... | each | 86.50 |
| FL169 | 1939-40 4-speed.....          | each | 86.50 |
| FL153 | 1941-46 3-speed.....          | each | 86.50 |
| FL154 | 1941-46 4-speed.....          | each | 86.50 |

**Note:** Cut 3" diameter hole for master cylinder floor cover.

## MISCELLANEOUS FLOOR PARTS

### • Starter Boot

Stops air coming into cab around starter rod.



#### Part No. Description

|       |               |      |      |
|-------|---------------|------|------|
| FL117 | 1938-57 ..... | each | 4.00 |
|-------|---------------|------|------|

### • Starter Rod Felt Floor Seal

#### Part No. Description

|       |              |      |      |
|-------|--------------|------|------|
| FL118 | 1934-46..... | each | 3.75 |
|-------|--------------|------|------|

### • Master Cylinder Floor Hole Cover

#### Part No. Description

|        |  |      |       |
|--------|--|------|-------|
| FPF130 | 1936 Low cab-46 Rounded metal plug, as original..... | each | 11.50 |
|--------|--|------|-------|



### • Running Board Bolt Kits

Includes special flat top step carriage bolts.



#### Part No. Description

|       |   |     |       |
|-------|---|-----|-------|
| FL128 | 1936-55 1/2 and 3/4 ton pickup or larger truck..... | kit | 9.95  |
| FL129 | 1936-55 1 ton pickup .....                          | kit | 10.50 |

### • Running Board to Fender Gaskets

#### Part No. Description

|       |   |      |       |
|-------|---|------|-------|
| FL240 | 1939-40 1/2, 3/4, 1, and 1-1/2 ton front fenders .....    | pair | 15.95 |
| FL225 | 1941-46 1/2, 3/4, 1, 1-1/2, and 2 ton front fenders ..... | pair | 8.95  |



### • Floor Shift Boots

Boots were not originally used by GM on early trucks, however, this is a nice extra.



#### Part No. Description

|       |                      |      |      |
|-------|----------------------|------|------|
| FL165 | 1934-47 3-speed..... | each | 8.50 |
| FL136 | 1936-66 4-speed..... | each | 8.50 |

### • Floor Shift Foam Collar

Fits between transmission and floor plate. Stops air leaks around 4 and 3-speed floor shifter. Originally used instead of a boot.



#### Part No. Description

|       |  |      |      |
|-------|--|------|------|
| FL137 | 1934-65 4-speed and 1934-47 3-speed floor shifter..... | each | 4.25 |
|-------|--|------|------|





## NEW POWER • NEW ECONOMY • LOW PRICES

make Chevrolet trucks the most desirable trucks you can buy  
*Always on the job—always thrifty with gas and oil*



### NEW PERFECTED HYDRAULIC BRAKES

always equalized for quick, unwavering,  
"straight line" stops



### NEW FULL- TRIMMED DE LUXE CAB

with clear-  
vision instru-  
ment panel for  
safe control



Give careful consideration to the following important facts before you buy any truck this summer:

- (1) Chevrolet trucks have *more pulling power* than any other low-priced truck.
- (2) Chevrolet trucks are the *most economical* for all-round duty.
- (3) Chevrolet trucks sell in the *lowest price range*.

There, in a nutshell, you have the main reasons why it will pay you to buy Chevrolets—*more pulling power, greater gas and oil economy, lowest prices!*

And, of course, Chevrolet builds the highest quality into every part of these trucks . . . equips them with many exclusive *extra-value* features, such as New Perfected Hydraulic Brakes, High-Compression Valve-in-Head Engine, Full-Floating Rear Axle on 1½-ton models, and new Full-Trimmed De Luxe Cab . . . makes them *extra strong* so that they will give you many thousands of miles of dependable service at the lowest cost.

Have a thorough demonstration of Chevrolet trucks today, and convince yourself that they're the most desirable trucks you can buy.

CHEVROLET MOTOR COMPANY, DETROIT, MICHIGAN

GENERAL MOTORS INSTALLMENT PLAN—MONTHLY PAYMENTS TO SUIT YOUR PURSE



### NEW HIGH-COMPRESSION VALVE-IN-HEAD ENGINE

with increased horsepower, increased torque, greater economy in gas and oil

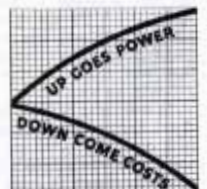


### FULL-FLOATING REAR AXLE

with barrel type wheel bearings on 1½-ton models

# CHEVROLET TRUCKS

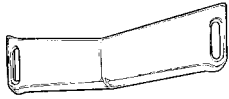
WORLD'S THRIFTIEST HIGH-POWERED TRUCKS



# FRONT PARTS



...visit our website for SPECIAL savings!



**FPF104**

• **Front Splash Apron - Metal, Hand Made in USA! Show quality.**

| Part No. | Description                                     |      |        |
|----------|---|------|--------|
| FPF104   | 1941-46 Chevrolet .....                         | each | 275.00 |
| FPF109   | 1941-46 Chevrolet, No bumper brace holes, ..... | each | 245.00 |



**FP150**



**FPF106**

• **Front Splash Apron - Fiberglass - Made in the USA!**

Fits below grille.

| Part No. | Description                                     |      |       |
|----------|---|------|-------|
| FP150    | 1941-46 Chevrolet .....                         | each | 78.50 |
| FPF105   | 1941-46 GMC .....                               | each | 78.50 |
| FPF106   | 1941-46 Chevrolet, No bumper brace holes, ..... | each | 78.50 |

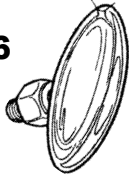


• **Front Splash Apron Support Brackets. Made in USA!**

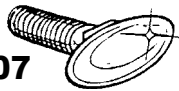
Extra support between the front splash apron and lower filler pan. 6" long. Like GM.

| Part No. | Description             |      |       |
|----------|-------------------------|------|-------|
| FPF107   | 1941-46 Chevrolet ..... | pair | 19.50 |

**FP176**



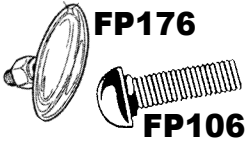
**FP107**



**BUMPER BOLTS, NUTS, ETC.**

• **Bumper Bolts - Chevrolet**

| Part No. | Description   |      |       |
|----------|---|------|-------|
| FP176    | 1931-36 With large oval head, nut, and washer (polished stainless) 3 1/2" inches high ..... | each | 21.95 |
| FP173    | 1931-36 Bumper end eye bolts, nuts, and washers (polished stainless).....                   | pair | 36.50 |
| FP106    | 1937 With rounded chrome head as original.....  | each | 1.75  |
| FP107    | 1938-46 With oval head as original (polished stainless).....                                | each | 8.50  |
| FP600    | 1938-46 FP107 sold in a set of 5.....   | set  | 39.50 |



**FP176**

**FP106**

• **Bumper Bolts - GMC**

| Part No. | Description   |      |       |
|----------|---|------|-------|
| FP176    | 1936-38 With large oval head, nut, and washer (stainless).... | each | 21.95 |
| FP106    | 1936-46 With rounded chrome head as original.....             | each | 1.75  |



• **Bumper Bolt Nuts**

| Part No. | Description  |      |      |
|----------|--|------|------|
| FP210    | For use with FP106 bumper bolts.....                       | each | .20  |
| FPF211   | Marsden style has original slots in sides. For FP106 ..... | each | 1.75 |

**Note:** For the perfectionist: The slotted Marsden nuts came on early trucks.



• **Bumper Brace Rubber Covers**

| Part No. | Description  |      |       |
|----------|--|------|-------|
| FP228    | 1941-46 Fits over brace openings in front splash apron below grille..... | pair | 12.75 |



**FIREWALL RELATED ITEMS**

• **Firewall Covers**

Excellent black fiberglass reproduction interior cover with nice grain. Includes insulating firewall pad.

**Note:** Between 1936-46 firewall covers were not originally used. However, these are excellent in reducing heat and noise in the cab. (See "cab related" section for total cab insulation kits.)

| Part No. | Description                     |      |        |
|----------|---------------------------------|------|--------|
| FP147    | 1936-46 Chevrolet and GMC ..... | each | 115.50 |



# FRONT PARTS

*...visit our website for SPECIAL savings!*

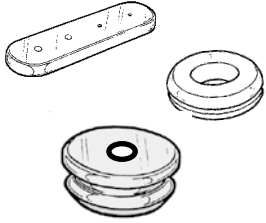


### FIREWALL RELATED ITEMS (continued)

#### • Firewall Cover Retainers

Fasteners that secure the above cover pads to inner firewall.

| Part No. | Description  | each | Price |
|----------|--------------|------|-------|
| FP144    | 1936-46..... | each | 1.65  |



#### • Grommets, Firewall

#### Part No. Description

|       |   |      |      |
|-------|---|------|------|
| FP101 | 1934-46 4-hole firewall grommet for cables.....   | each | 5.00 |
| FP171 | 1936-46 Ignition switch.....                      | each | 5.75 |
| FP183 | 1936-59 Speedometer cable .....                   | each | 1.75 |
| FP104 | 1936-59 Starter wire or vacuum hose grommet ..... | each | 1.00 |
| FP129 | 1936-59 Wiring loom.....                          | each | 3.25 |



1936

### GRILLES

#### • Grilles - Chevrolet

#### Part No. Description

|           |  |      |        |
|-----------|--|------|--------|
| FP212     | 1934-35 Satin stainless. Shaped just like GM. If you are adding the original lower crank hole, use FP662 or FP663.....       | each | 475.00 |
| FP213     | 1934-35 High polish stainless. Shaped just like GM. If you are adding the original lower crank hole, use FP662 or FP663..... | each | 525.00 |
| FP214     | 1936 Satin stainless. Shaped just like GM. If you are adding the original lower crank hole, use part FP662 .....             | each | 475.00 |
| FP215     | 1936 High polish stainless. Shaped just like GM. If you are adding the lower crank hole, use part FP662 .....                | each | 540.00 |
| FP138NC   | 1937 Non-chrome steel, ready for chrome or paint! .....  | each | 440.00 |
| FP139     | 1938 Chrome plated in the USA! With center vertical strip ...  | each | 690.00 |
| FP139NC   | 1938 Non-chrome with center vertical strip Bare metal. You paint or chrome. ....   | each | 440.00 |
| FP140     | 1939 Chrome with vertical strip and crank hole cover .....   | each | 695.00 |
| FP140NC   | 1939 Non-chrome, with vertical strip and crank hole cover Bare metal. You paint or chrome. ....                              | each | 498.00 |
| FP160     | 1940 Chrome with vertical strip and crank hole cover .....   | each | 695.00 |
| FP160NC   | 1940 Non-chrome, with vertical strip and crank hole cover Bare metal. You paint or chrome. ....                              | each | 495.00 |
| FP233     | 1941-46 Chrome plated in the USA! .....  | each | 875.00 |
| FP233NC   | 1941-46 Non-chrome, Bare metal. (You paint or chrome.) with Chevrolet letters.....   | set  | 695.00 |
| FP233NCNL | 1941-46 Non-chrome, Bare metal. (You paint or chrome.) "without" Chevrolet letters .....                                     | set  | 695.00 |

**NOTE:** The 1941-46 grilles are a very close reproduction, but not identical to original. Only the experts will know the difference! GM has approved the quality of these Chevrolet lettered grilles for our production. We are the source of this approved designed grille!



# FRONT PARTS



...visit our website for SPECIAL savings!

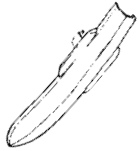


## GRILLE PARTS

### • Grille Shells

Fiberglass reproduction of the original outer housing metal part. Not the grille insert.

| Part No. | Description            |      |        |
|----------|------------------------|------|--------|
| FPG546   | 1934-35 Chevrolet..... | each | 285.00 |
| FPG547   | 1936 Chevrolet.....    | each | 285.00 |



### • Crank Hole Cover - Chevrolet

| Part No. | Description                       |      |       |
|----------|-----------------------------------|------|-------|
| FP663    | 1934 Chrome.....                  | each | 38.00 |
| FP662    | 1935-36 Chrome.....               | each | 38.00 |
| FP660    | 1937 Stainless.....               | each | 39.50 |
| FP661    | 1938 Stainless (2 piece set)..... | set  | 48.50 |



FP248

## GRILLE PARTS - 1937 CHEVROLET

### • 1937 Grille Parts

| Part No. | Description   |      |        |
|----------|---|------|--------|
| FP655    | Grille top trim, polished stainless as original. Show quality!  | each | 245.00 |
| FP249    | Center vertical strip, stainless.....                           | each | 45.00  |
| FP660    | Crank hole cover, stainless.....                                | each | 36.65  |
| *FP246   | Side vertical strips, replacement chrome, non-metal.....        | pair | 7.75   |
| FP246S   | Side vertical strips, replacement stainless as original.....    | pair | 130.00 |
| FP248    | Lower horizontal strip, stainless.....                          | each | 65.00  |
| FP251    | Secures original side verticals to grille. Set of 10 clips..... | set  | 16.95  |

\*NOTE: These side vertical strips (FP246) are flexible chrome non-metal that look very close to the original GM.




## GRILLE RELATED ITEMS

### • Grille Divider Clip

| Part No. | Description   |      |      |
|----------|---|------|------|
| TRC113   | 1941-46 (secures horizontal center strip to grill)..... | each | 2.00 |

### • Grille Center Vertical Strips

| Part No. | Description                    |      |       |
|----------|--------------------------------|------|-------|
| FP249    | 1937 Chevrolet, stainless..... | each | 45.00 |
| FP650    | 1938 Chevrolet, stainless..... | each | 44.00 |
| FP136    | 1939 Chevrolet, chrome.....    | each | 47.50 |
| FP137    | 1940 Chevrolet, chrome.....    | each | 47.50 |



### • 1936 and 1937-38 GMC Grille Center Vertical Bars

We provide vertical billet aluminum grille bars on this rare truck. (Solid not hollow) You paint, polish or chrome.

| Part No. | Description   |      |       |
|----------|---|------|-------|
| FP245    | 1936 GMC Center bar, 5/8" x 1 1/2" x 25 1/4"<br>One needed per truck. Trim to proper taper.<br>and<br>1937-38 GMC, (you cut to 24" high). ..... | each | 21.00 |



### • Grille, Upper Filler Pan - Fiberglass

Fits between radiator and grille. Helps draw air into radiator.

| Part No. | Description  |      |       |
|----------|--------------|------|-------|
| FPG551   | 1939-40..... | each | 65.50 |
| FPG552   | 1941-46..... | each | 65.50 |



# FRONT PARTS

*...visit our website for SPECIAL savings!*



**• Grille Guard**

Made just like the more popular design of the 1930's and 1940's. Smooth chrome formed pipe with fasteners that attach to front bumper brackets. 16" inches high.

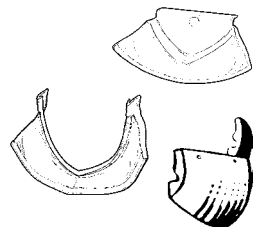
| Part No. | Description  |      |       |
|----------|--------------|------|-------|
| FP520    | 1937-46..... | each | 89.50 |



**• Grille, Lower Filler Pan**

Fits between grille and lower radiator. Quality fiberglass formed as original.

| Part No. | Description                                       |      |       |
|----------|---|------|-------|
| FP184    | 1937 Chevrolet, dimensions 13-1/2" x 19-1/2"..... | each | 62.00 |
| FP174    | 1938 Chevrolet, dimensions 12" x 18".....         | each | 61.00 |
| FP162    | 1939-40 Chevrolet, dimensions 14" x 21".....      | each | 65.00 |
| FP111    | 1941-46 Chevrolet, dimensions 15" x 37".....      | each | 75.50 |



**HOOD RELATED ITEMS**

**• Grille, Valance**

Lower "chin" that is usually damaged or missing on these older trucks. Quality fiberglass.

| Part No. | Description            |      |        |
|----------|------------------------|------|--------|
| FP185    | 1934-35 Chevrolet..... | each | 110.00 |
| FP193    | 1936 Chevrolet.....    | each | 105.65 |
| FP163    | 1939-40 Chevrolet..... | each | 47.70  |



**• Hood Hinge**

This center hinge holds the two halves together. Includes fasteners. Just like GM! No extra drilling required.



| Part No. | Description  |      |       |
|----------|--------------|------|-------|
| FPH110NC | 1934-40..... | each | 72.50 |
| FPH112NC | 1941-46..... | each | 75.00 |



**• Hood Side Panel Hinge Rods**

Connects side panel to top panel. Stainless to stop rust. Cut rod to exact length.

| Part No. | Description            |      |       |
|----------|------------------------|------|-------|
| FPH106   | 1934-46 Stainless..... | pair | 19.95 |




**• Hood Center Hinge Hold-Down Bracket, Rear**

| Part No. | Description  |      |       |
|----------|--|------|-------|
| FP158    | 1934-46 Chevrolet and GMC, black.....              | each | 11.75 |
| FP158S   | 1934-46 Chevrolet and GMC, polished stainless..... | each | 19.95 |



**• Hood Bumper Set**

| Part No. | Description             |     |      |
|----------|-------------------------|-----|------|
| FP112    | 1937-46 six pieces..... | set | 4.50 |



**• Hood Lace**

Fits under front or rear of hood on cowl.

| Part No. | Description  |     |       |
|----------|--|-----|-------|
| FP161    | 1934-36 rear (woven fabric) cowl and radiator shell..... | set | 28.00 |
| FP115    | 1937-41 (woven fabric).....                              | set | 22.50 |
| FP116    | 1942-46 (molded rubber).....                             | set | 15.50 |

# FRONT PARTS



...visit our website for **SPECIAL** savings!

• **Hood Lace Retainer Clips**



| Part No. | Description   |     |       |
|----------|---|-----|-------|
| FP169CH  | 1942-55 1st Set of 8 clips and 8 clutch head screws, as original .....  | set | 12.95 |
| FP169PH  | 1942-55 1st Set of 8 clips and 8 Phillips head screws, replacement..... | set | 8.50  |

**FP634**



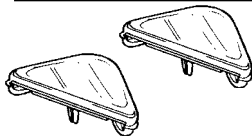
• **Hood Strips, Show Quality**

Chevrolet only. Polished stainless with red center. (The horizontal strips on hood sides)

**Note: Retaining clips are in TRIM SECTION.**

| Part No. | Description           |      |       |
|----------|-----------------------|------|-------|
| FP634    | 1939-40.....          | pair | 84.75 |
| FP649    | 1941-46 set of 6..... | set  | 92.50 |

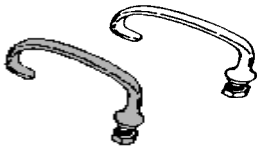
**FP649**



• **Hood Corners**

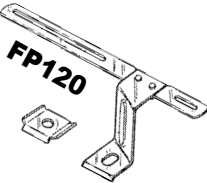
Protects cowl when lowering hood. Looks like original. Fits in factory hole.

| Part No. | Description                             |      |       |
|----------|---|------|-------|
| FP211    | 1937-46 Rubber with mounting plug ..... | pair | 12.50 |



• **Hood Handles**

| Part No. | Description                            |      |       |
|----------|--|------|-------|
| FPH102NC | 1936-46 Paintable steel .....          | each | 14.75 |
| FPH102C  | 1936-46 High polished and chromed..... | each | 31.90 |




**MISCELLANEOUS FRONT PARTS**

• **License Plate Brackets, Front**

Beautiful black reproduction. Made in USA!

| Part No. | Description                             |      |       |
|----------|---|------|-------|
| FP120    | 1937-40 (including securing plate)..... | each | 28.50 |
| FP121    | 1941-46.....                            | each | 23.50 |



• **Fender Welt, Black**

A popular non-original extra. Place between fender and bedside.

| Part No. | Description   |      |       |
|----------|---|------|-------|
| FP124    | 1934-55 1st Front welt, as original.....                              | pair | 8.50  |
| FP192    | 1937-40 Addition to FP124, fits between fender and grill housing..... | pair | 7.95  |
| FP125    | 1934-53 Stepside pickups. Rear welt. A popular extra .....            | pair | 16.90 |


• **Inner Fender Gaskets, Front**

| Part No. | Description                  |     |       |
|----------|------------------------------|-----|-------|
| FPF103   | 1941-46 Eight piece set..... | set | 16.95 |

• **Fastener Kit - Headlight Bucket to Fender**

Consists of 16 "J" clips and correct clutch head screws for one truck.

| Part No. | Description  |     |      |
|----------|--------------|-----|------|
| FP166    | 1941-57..... | kit | 8.50 |



• **Radiator Support Pads**

| Part No. | Description  |      |      |
|----------|--------------|------|------|
| FPF102   | 1941-46..... | pair | 7.00 |

# If your truck is a **CHEVROLET** you'll get **SERVICE**

## Service *WHERE* you want it

The service you get from your Chevrolet truck—built-in, long-lived service so outstanding that it has made Chevrolet the world's largest-selling truck—is backed up by an equally outstanding nationwide field organization to provide service for your truck. Actually, Chevrolet's service organization is nationwide—with thousands of dealer service stations, plus other thousands of garages and shops to which authorized Chevrolet parts are made available. Thus, service facilities are always close at hand—for regular maintenance service at home, for emergency service on the road.


## Service *WHEN* you want it

Chevrolet's thousands of dealers are pledged to help keep the nation's motor transportation units rolling—and Chevrolet's unmatched parts distribution system makes it possible for them to provide you with the service you want whenever needed. The vast network of Chevrolet service stations, and the factory's great national service and parts departments, are working hand in hand to achieve the same end . . . *the right part at the right place at the right time*, to preserve the vital motor transportation of America.

CHEVROLET MOTOR DIVISION, General Motors Corporation, DETROIT 3, MICHIGAN

*One out of every three trucks is a*  
**CHEVROLET TRUCK**

BUY MORE WAR BONDS • HELP SPEED THE VICTORY



**CHEVROLET**  
*Sales Leadership*  
is backed by  
**CHEVROLET**  
*Service Leadership*

# HIGH PERFORMANCE



...visit our website for SPECIAL savings!

## HIGH PERFORMANCE SPEED EQUIPMENT

For those not wishing to go totally original, we offer several high quality items for motor dress-up and increased performance. Designed for six cylinder General Motors trucks.



### • Beehive Oil Filter

For the ultimate in deluxe engine dress-up components. Mint reproduction of a mid-1950's popular item. For the final detail. Cools and cleans oil. Attaches to six cylinder intake manifold or firewall. For 1941-62 Chevrolet engines. (Not 1958-62 full flow 261 six cylinder.)

| Part No. | Description                                      |             |
|----------|--|-------------|
| HP112    | Flat black ribbed center with polished ends..... | each 266.00 |



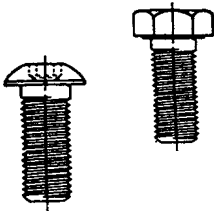
### • Beehive Oil Filter Mounting Bracket

Used with HP112.

| Part No. | Description                   |            |
|----------|-------------------------------|------------|
| HP1121   | Firewall mounted bracket..... | each 21.50 |

### • Beehive Replacement Oil Filter Element

| Part No. | Description                     |           |
|----------|---------------------------------|-----------|
| MEE130   | Extra oil filter for HP112..... | each 9.95 |



### • Engine Bolt Kits

These stainless bolt kits add a nice extra to the appearance of your six cylinder Chevrolet. Includes fasteners for oil pan, fuel pump, manifolds, thermostat housing, distributor, side cover, valve cover, water pump, and timing cover. They are available in slotted and hex as original or button head for the custom truck. Bolts are labeled to help in installation.


| Part No. | Description  |           |
|----------|--|-----------|
| HPE200   | 216 engine, slotted and hex style as original.....         | set 49.50 |
| HPE201   | 1954-55 235 engine, slotted and hex style as original..... | set 44.50 |
| HPE202   | 1955-62 235 engine, slotted and hex style as original..... | set 49.50 |
| HPE203   | 216 engine, button head for a custom look.....             | set 49.50 |
| HPE204   | 1954-55 235 engine, button head for a custom look.....     | set 49.50 |
| HPE205   | 1955-62 235 engine, button head for a custom look.....     | set 54.50 |



### • Air Filter Assembly, Original Style

Created to copy the original 6 5/8" dry element design. Looks very close to the factory original. Fits the original Rochester and Carter YF replacements, not the early Carter W-I cast iron style. To create an even more authentic look, you might consider ordering the copper mesh element, ME238 in our Mechanical Fuel Section.

| Part No. | Description                          |            |
|----------|--------------------------------------|------------|
| ME904    | 1950-55 with original black top..... | each 64.50 |
| ME907    | 1950-55 with chrome top.....         | each 72.50 |



### • Air Filter with Dry Element, Chrome

For the custom truck using the Carter Y-F, and Rochester carburetor. Flat top design.

| Part No. | Description   |            |
|----------|---|------------|
| HP120    | 6-1/2" diameter, six cylinder.....                    | each 29.50 |
| HP148    | 14" diameter, V-8.....                                | each 51.25 |
| HP149    | 14" diameter, chrome with Chevrolet letters, V-8..... | each 67.75 |

**Note:** HP120 does not fit the early cast iron Carter W1 carburetor.





# HIGH PERFORMANCE

...visit our website for *SPECIAL savings!*

**HIGH PERFORMANCE SPEED EQUIPMENT (continued)**

**• Valve and Push Rod Cover (Chrome Steel)**

Original shape. Oil filler hole on top. Must use a vented oil cap. (See HP111 below)

**Part No. Description**

|       |   |          |       |
|-------|---|----------|-------|
| HP230 | 1937-53 Chevrolet 216 and 235 valve cover, low pressure | ....each | 36.00 |
| HP231 | 1954-62 Chevrolet 235 and 261 combo                     | .....set | 95.95 |

**NOTE: HP231 has chrome covers HP232 and HP233, gaskets and chrome oil cap.**



**• Valve Cover, Offenhouser High Performance**

Made from the original tooling of the 1950's. High polished aluminum a famous name in early racing!. With Offenhouser lettering. Fits 216, 235, and 261 Chevrolet.

**Part No. Description**

|       |  |           |        |
|-------|--|-----------|--------|
| HP237 | 1937-62 Valve cover only.(235 eng.use HP110 stud kit.) | .....each | 242.00 |
|-------|--|-----------|--------|



**• Valve Cover Spacers**

Moves thermostat housing forward to make room for some cast aluminum valve covers.

**Part No. Description**

|       |                              |           |       |
|-------|------------------------------|-----------|-------|
| HP535 | 1937-62 Chevrolet 6 cylinder | .....each | 16.50 |
|-------|------------------------------|-----------|-------|



**• Valve Cover Stud Kit**

Necessary for securing the center hole aftermarket aluminum valve covers (Offenhouser, etc.) to the later 235 Chevrolet engines. Also secures original 216 valve covers to the late model 235. Includes stud, acorn nuts, washers and seals.

**Part No. Description**

|       |         |          |       |
|-------|---------|----------|-------|
| HP110 | 1937-62 | .....set | 16.95 |
|-------|---------|----------|-------|

**• Oil Cap, Chrome**

**Part No. Description**

|       |                         |           |       |
|-------|-------------------------|-----------|-------|
| HP111 | 1937-62, Top fill only! | .....each | 13.95 |
|-------|-------------------------|-----------|-------|

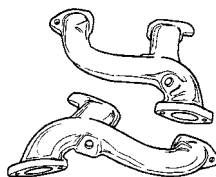


**• Fenton Cast Iron Dual Exhaust Chevrolet And GMC Headers**

Authority given by the original manufacturer to produce these in demand era performance accessories. These cast iron headers are exact in every detail including "Fenton" lettering. The resulting dual pipes on your early pickup will cause that special six cylinder purr, so often heard in past years. Nothing sounds like Fentons on GM six cylinder engines.

**Part No. Description**

|       |                   |          |        |
|-------|-------------------|----------|--------|
| HP102 | 1937-62 Chevrolet | .....set | 310.00 |
| HP133 | 1939-59 GMC       | .....set | 330.00 |



**• Fenton Exhaust Manifold Warming Kit**

For better engine performance when using Fenton Headers on your Chevrolet and GMC inline six cylinder! Our kits allow hot exhaust from the headers to enter into a cavity created by a threaded plate under the original as well as the Fenton and Offenhouser dual intake manifold. Fuel is quickly warmed as it leaves the carburetor as was designed by General Motors. Professional appearance!

NOTE: To see this kit installed, check the High Performance Section of our 1947-55 Research Catalog at [www.jimcartertruckparts.com](http://www.jimcartertruckparts.com).

**Part No. Description**

|        |   |          |       |
|--------|---|----------|-------|
| HPM544 | Chevrolet 216 1937-53, GMC 228,248,270, and 302 1939-59 | .....kit | 59.50 |
| HPM543 | Chevrolet 235 and 261 1954-62 engines                   | .....kit | 89.50 |



# HIGH PERFORMANCE



...visit our website for SPECIAL savings!

## HIGH PERFORMANCE SPEED EQUIPMENT (continued)

"Sweetest  
SOUND  
IN  
TOWN"

### • Dual Exhaust Headers

Uses original iron manifold. Special welding gives the additional split pipe connection. Six cylinder. Plus core charge.

| Part No. | Description                                |      |        |
|----------|--|------|--------|
| HP114    | 1937-53 Chevrolet 216 engine .....         | each | 262.95 |
| HP134    | 1954-62 Chevrolet 235 and 261 engines..... | each | 262.95 |
| HP135    | 1939-59 GMC .....                          | each | 250.15 |
| HP115    | Core charge for HP114 and HP134 .....      | core | 65.00  |
| HP157    | Core charge for HP135.....                 | core | 95.00  |



### •Fenton Manifold with Dual Intake Plus Linkage and Fuel Lines

Aluminum Fenton dual intake manifold that is a perfect match for the Fenton Headers HP102. Includes accelerator linkage and stainless steel fuel lines.


| Part No. | Description                                 |      |        |
|----------|---|------|--------|
| HP107    | For late 235 and 261 Chevrolet engines..... | each | 255.00 |



### • Offenhouser Manifold with Dual Intake Plus Linkage

Cast aluminum Offenhouser unit for attaching two factory or aftermarket single barrel carburetors.

| Part No. | Description  |      |        |
|----------|--|------|--------|
| HP104    | 1937-53 For 216 Chevrolet engine .....               | each | 295.00 |
| HP105    | 1954-62 For late 235 and 261 Chevrolet engines ..... | each | 295.00 |





# HIGH PERFORMANCE

...visit our website for *SPECIAL savings!*



**HIGH PERFORMANCE SPEED EQUIPMENT (continued)**

• **Motor Mount Kit, Side Mount for V-8**

Used when placing a 1958 and newer small block Chevrolet V-8 in the 1940-55 1st GM pickup. These engine side mounts can be bolted on or welded to your frame. Includes cushion set, bolts, and instructions. A professional installation that eliminates the under engine round cross member sold in some stores.

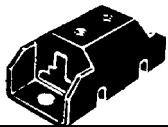
| Part No. | Description      |            |
|----------|------------------|------------|
| HP121    | 1936-55 1st..... | set 134.50 |



• **Transmission Frame Cross Member**

Our cross members fit well when you place a modern automatic transmission in the older GM trucks. Its 6" drop make a successful fit on 350, 400, 700R4, and Powerglide transmissions.

| Part No. | Description  |            |
|----------|--------------|------------|
| HP1261   | 1939-59..... | each 59.50 |



• **Transmission Mount Pad**

| Part No. | Description                     |            |
|----------|---------------------------------|------------|
| MET102   | For use with HP1261 above ..... | each 11.75 |



• **Special Modified Bellhousing**

For those wanting to replace their original non-synchronized 4-speed transmission (1931-47) there is a solution. We have a newer bellhousing modified to fit your existing pedal shaft. You can now use a more modern synchronized 4-speed from 1948-64.

**NOTE:** This can only be used when you decide to convert to an open drive shaft system and not keep the original closed drive shaft and differential.


| Part No. | Description   |             |
|----------|---|-------------|
| REME570  | 1931-47.....  | each 125.00 |
| MEC200   | Core for REME570 above must be 1948-53 (casting number #370-1433) ..... | each 60.00  |

• **Air Conditioning Compressor and Alternator Bracket**

Secures air conditioning compressor and alternator in the best position.

| Part No. | Description                       |            |
|----------|-----------------------------------|------------|
| HP129    | 1955-62, 235 and 261 engine ..... | kit 120.00 |

## 1938 1 1/2 Ton



# HIGH PERFORMANCE



...visit our website for **SPECIAL** savings!

## HIGH PERFORMANCE SPEED EQUIPMENT (continued)

### • Alternator Bracket

Specially made bracket for properly securing a modern 6 or 12 volt GM alternator when the original generator is replaced.

#### Part No. Description

|       |   |      |       |
|-------|---|------|-------|
| HP130 | 1937-53 216 , 1954-55 1st 235 and<br>1939-59 GMC engine ..... | each | 64.50 |
| HP131 | 1955 2nd-62 235 engine .....                                  | each | 54.50 |

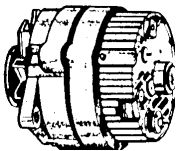


### • Alternator, Six Volt

This modern unit is even equipped with an internal regulator. Its charging capacity is 50 amps. Can be adapted to all 6 volt vehicles. Rebuilt. No core charge. (Used with HP130 or HP131.)

#### Part No. Description

|          |   |      |       |
|----------|---|------|-------|
| REHP137N | 1934-55 1st Chevrolet (negative ground) ..... | each | 84.50 |
| REHP137P | 1934-55 1st GMC (positive ground) .....       | each | 84.50 |

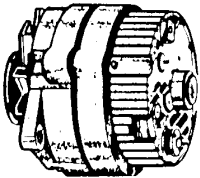


### • Alternator, Twelve Volt

Designed to replace the original generator. Has internal voltage regulator and a charging capacity of over 70 amps. Negative ground only. Rebuilt. No core charge. ( Used with HP130 or HP131.)

#### Part No. Description

|         |                       |      |       |
|---------|-----------------------|------|-------|
| REHP136 | Negative ground ..... | each | 84.50 |
|---------|-----------------------|------|-------|



### • Alternator Pulley

This pulley is made for a GM alternator when you use the original wide fan belt on your early six cylinder. Matches width of original 216 Chevrolet Harmonic Balancer.

#### Part No. Description

|       |                             |      |       |
|-------|-----------------------------|------|-------|
| HP530 | 1937-52 216 Chevrolet ..... | each | 24.50 |
|-------|-----------------------------|------|-------|



### • Alternator Flat Fan

You will need a flat alternator fan to use HP530 above. Most come with this fan design. Otherwise we can provide it.

#### Part No. Description

|       |                           |      |       |
|-------|---------------------------|------|-------|
| HP531 | Alternator flat fan ..... | each | 12.00 |
|-------|---------------------------|------|-------|

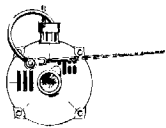


### • DA Plug for Alternators

Allows the use of your original ignition switch when using a modern alternator. Prevents the engine from continuing to run after you turn off the switch. A simple plug-in to your alternator.

#### Part No. Description

|       |                        |      |       |
|-------|------------------------|------|-------|
| HP240 | For 6 or 12 volt ..... | each | 21.50 |
|-------|------------------------|------|-------|



### • Distributor and Coil, Modified HEI

This electronic ignition greatly improves starting and performance. No points to wear out! No gradual change in timing! A late model modern GM distributor has been machined to fit the older inline six. This excellent used GM modified housing includes new HEI coil, rotor, cap, lead wire, vacuum advance, and instructions. Twelve volt 235 engine and 261, not 216. No core charge. This small distributor and round coil look similar to the original six cylinder unit. Does not take away from the original appearance!

#### Part No. Description

|        |  |      |        |
|--------|--|------|--------|
| HPD150 | 1937-62 Chevrolet and<br>1939-59 GMC ..... | each | 255.50 |
|--------|--|------|--------|





# HIGH PERFORMANCE

*...visit our website for SPECIAL savings!*

|   |   |
|---|---|
|    | <p><b>HIGH PERFORMANCE SPEED EQUIPMENT (continued)</b><br/> <b>• Spark Plug Wire Set for HEI Distributor</b><br/>           Set of wires with insulated caps (six cylinder).<br/> <b>Part No. Description</b><br/>           ELW542 1937-62 Chevrolet and GMC..... set 27.95</p>  |
|    | <p><b>• Distributor, Mallory</b><br/>           A heavy duty dual point unit specially made for your GM six cylinder engine when you desire high performance.<br/> <b>Part No. Description</b><br/>           HP138 12 volt..... each 369.95</p>  |
|    | <p><b>• Coil, High Performance</b><br/>           Designed for the higher RPM engine. Excellent with the above described Mallory dual point distributor. Will not work with our HEI distributor.<br/> <b>Part No. Description</b><br/>           HP139 12 volt..... each 64.95</p>  |
|   | <p><b>• Disc Brake Conversion Kit</b><br/>           Use with your existing straight axle and spindles. A top quality American made bolt-on assembly. Includes caliper mounting brackets, attaching hardware to spindle, bearing adapters which use modern tapered roller bearings, and instructions for using your late model calipers, five lug rotors, pads, seals, and bearings. You obtain more common parts locally or use HP1411 or HP1412.<br/> <b>Part No. Description</b><br/>           HP1401 1929-40 1/2 ton..... set 250.00<br/>           HP1402 1941-50 1/2 ton..... set 250.00</p> |
|  | <p><b>• Disc Brake Kit, Complete Front - 5 Lug Pattern</b><br/>           Everything you need to equip your existing straight axle front end with modern brakes. Includes the above HP140 kit plus bearings, seals, rotors, rebuilt calipers, brake pads, etc. Saves your time and money from gathering modern parts locally! Not to be used with original master cylinder.<br/> <b>Part No. Description</b><br/>           HP1411 1929-40 1/2 ton..... kit 450.00<br/>           HP1412 1941-50 1/2 ton..... kit 450.00</p>  |
|  | <p><b>• Disc Brake Kit, Complete Front - 6 Lug Pattern</b><br/>           This 6 lug disc brake kit contains all you will need to put modern discs on your stock 1/2 ton spindles, and uses your stock hub. Includes GM rotors, calipers, brackets, hoses, and brake pads, etc. HP508 and HP509 are options for this disc brake kit.<br/> <b>Part No. Description</b><br/>           HP500 1941-54 1/2 ton, front ..... kit 459.50</p>  |
|  | <p><b>• Wheel Bearing Upgrade, Front</b><br/>           For those that prefer to eliminate the original front ball bearings, we have the conversion. Changes the original balls to modern roller type. Includes inner and outer bearings with races plus grease seals. Works with original 1/2 ton drums as well as HP500.<br/> <b>Part No. Description</b><br/>           HP508 1941-59..... kit 169.00</p>  |
|  | <p><b>• Wheel Spacer Kit</b><br/>           Works with HP500.<br/> <b>Part No. Description</b><br/>           HP509 1941-54 1/2 ton 3/16" wheel spacers. (Some late model wheels rub the caliper when you add modern disc brakes.)..... kit 29.50</p>   |

# HIGH PERFORMANCE



...visit our website for SPECIAL savings!



**HIGH PERFORMANCE SPEED EQUIPMENT (continued)**

**• Ring and Pinion For Differential - 1/2 Ton**

Finally, a rear end ratio is available that allows your 1/2 ton pickup to cruise at highway speeds. These new sets change the 4.11 ratio on the 1940-53 closed drive line to 3.55. Your trucks personality is now completely changed! Nothing is visible outside. Engine RPM is reduced almost 20%.

**Part No. Description**

HP163 1940-54 3.55 ratio..... set 449.95

**• Differential Bearing, Bushing, and Seal Kit 1/2 Ton**

For use with HP163 Ring and Pinion Set above when you require all wearing parts replaced. Kit includes such items as pinion and carrier bearings, pinion and wheel seals, gaskets, torque tube bushing, etc. Individual components are listed in Mechanical Section.

**Part No. Description**

HP165 1940-50 1/2 ton.....kit 395.00



Chrome

**• Differential Cover (Inspection plate) Chrome**

A new 10 bolt chrome cover (1937-62 1/2 ton) is in our **“Mechanical Parts”** section.

**• Axle to Leaf Spring Attaching Kit**

Allows you to replace your original axle housing with modern differential that has the more popular 3 inch axle tubes. Includes U-bolts, lower plates, saddles, etc. Welding of saddles to axle housing required.

**Part No. Description**

HPD179 1934-54 1/2 ton only .....kit 49.50

**• Proportioning Valve**

Necessary when using disc brake master cylinder in combination with rear drum brakes.

**Part No. Description**

HP169 Brake fluid valve ..... each 89.50

**• Proportioning Valve Mounting Bracket**

Designed to attach the proportioning valve (HP169) to master cylinder area.

**Part No. Description**

HPB170 ..... each 39.55

**• Shock Absorber Conversion Kit**

For those wishing to add modern tube shock absorbers to their 1949 and older 1/2 ton pickup with original lever action shocks. We now stock a complete kit which includes upper and lower forged steel shock mounts, front and rear, plus 4 gas shocks. Because the kit was designed for 1947-49 1/2 ton, you will need to drill holes in your frame rail for the upper shock mounts. Sorry, we don't have a template for the 1946 and older truck.

**Part No. Description**

HP590 1936-49 1/2 ton (also 1950-54 replacement).....kit 285.50





# HIGH PERFORMANCE

...visit our website for *SPECIAL savings!*

## HIGH PERFORMANCE SPEED EQUIPMENT (continued)

### • Independent Front Suspension Mounting Kit, Pacer

The American Motor's Pacer (about 1975-82) has a front suspension that bolts in and has parts (A-arms, springs, tie rods, sway bar, steering, shocks, etc.) contained in a single unit. (The later years even have disc brakes.) It is heavy duty and ideal for this application. (We now have an adapter kit for attaching this Pacer unit to your truck.) Installation is bolt-on to the truck's front cross-member after our brackets are welded to your Pacer front end. Tread width is 61-1/2" and works as is. This is a good fit and well worth doing if you want a softer ride and modern updated steering.



| Part No. | Description      |            |
|----------|------------------|------------|
| HP127    | 1940-55 1st..... | set 145.00 |

### • Mustang II to Chevrolet Disc Brake Conversion Kit

A popular front suspension for the custom truck is the rack and pinion assembly from the 1974-78 Mustang II. It attaches very nicely to the 1959 and older GM 1/2 ton frame. We offer an excellent brake conversion kit which allows you to use larger 11 inch diameter GM car rotors, calipers and discs, while keeping the Ford Mustang spindles. Provides 65% more braking capability over the 9 inch Mustang II rotor. (The front wheel 4-3/4" bolt circle pattern will now match the rear if you use most GM car five-bolt rear drums.)

**Note:** User must supply stock Ford upper caliper cradle mounting bolts on all Mustang kits.

| Part No. | Description                  |            |
|----------|------------------------------|------------|
| HP171    | Conversion Kit 1/2 ton ..... | kit 150.00 |

### • Mustang II to Chevrolet Disc Brake Conversion Kit, Complete

Includes the above HP171, plus the necessary rotors, calipers, brake pads, seals, bearings, etc. Saves you time and money from gathering modern parts locally!

**Note:** User must supply stock Ford upper caliper cradle mounting bolts on all Mustang kits.

| Part No. | Description                  |            |
|----------|------------------------------|------------|
| HP172    | Conversion Kit 1/2 ton ..... | kit 395.00 |



# KNOBS




...visit our website for **SPECIAL savings!**

We carry a full line of excellent reproduction dash knobs that will perfectly replace your cracked and broken originals.

## CHOKE, THROTTLE, AND HEADLIGHT KNOBS

**KB101**



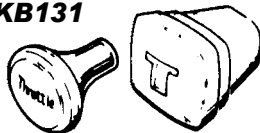
**KB102**

### • Choke Knobs

#### Part No. Description

|       |  |      |      |
|-------|--|------|------|
| KB101 | 1934-39 Black with white letters ..... | each | 8.95 |
| KB102 | 1940-46 Rose tan .....                 | each | 8.95 |

**KB131**



**KB133**

### • Throttle Knobs

#### Part No. Description

|       |  |      |      |
|-------|--|------|------|
| KB131 | 1934-39 Black with white letters ..... | each | 8.95 |
| KB133 | 1940-46 Rose tan .....                 | each | 8.95 |

**KB132**



**KB134**


### • Headlight Knobs

#### Part No. Description

|       |  |      |      |
|-------|--|------|------|
| KB132 | 1934-39 Black with white letters ..... | each | 8.95 |
| KB134 | 1940-46 Rose tan .....                 | each | 8.95 |

## CHOKE AND THROTTLE CABLES


We have an excellent selection of top quality cables, complete with housing, wire, base and proper year knobs. For the perfectionist!



### • Choke Cable With Knob

#### Part No. Description

|       |  |      |       |
|-------|--|------|-------|
| KB135 | 1934-39 Complete with black knob and white lettering ..... | each | 35.50 |
| KB136 | 1940-46 Complete with rose tan knob and letter "C" .....   | each | 35.50 |



### • Throttle Cable With Knob

#### Part No. Description

|       |  |      |       |
|-------|--|------|-------|
| KB148 | 1934-39 Complete with black knob and white lettering ..... | each | 35.50 |
| KB120 | 1940-46 Complete with rose tan knob and letter "T" .....   | each | 35.50 |

## MISCELLANEOUS KNOBS AND HANDLES



### • Crank Knob With Pin, Side Window

#### Part No. Description

|       |   |      |      |
|-------|---|------|------|
| KB118 | 1939 Also for windshield crank handle. Black.....       | each | 8.75 |
| KB103 | 1940-46 Also for windshield crank handle. Rose tan..... | each | 7.75 |



### • Cowl Vent Knob, Non-Metal

#### Part No. Description

|       |  |      |      |
|-------|--|------|------|
| KB190 | 1942-46 Top cowl vent knob. Medium brown ..... | each | 8.50 |
|-------|--|------|------|







# KNOBS

*...visit our website for SPECIAL savings!*


MISCELLANEOUS KNOBS AND HANDLES (continued)

• **Gear Shift Knobs**



| Part No. | Description   | Price     |
|----------|---|-----------|
| KB128    | 1929-47 3-speed floor shift. Black (non-threaded) ..... | each 8.50 |
| KB114    | 1936-66 4-speed floor shift. Black (threaded).....      | each 8.50 |

• **Ash Tray Handle**



| Part No. | Description  | Price     |
|----------|--|-----------|
| KB110    | 1940-46 Original rose tan with attaching clips ..... | each 9.95 |

• **Door Lock Knobs, Just like original.**



Small chrome T-handle for inside of left door.

| Part No. | Description                     | Price      |
|----------|---------------------------------|------------|
| DP129    | 1934-40 3/16" Square hole ..... | each 11.50 |
| DP138    | 1941-46 1/4" Square hole .....  | each 11.50 |

*Wherever  
You and Yours May Go,  
This Friendly Sign  
Waves "Hello!"*

It's a definite assurance to you and your family that you can get skilled, reliable Chevrolet service, at reasonable cost, whenever and wherever you may travel!

# LIGHTING



...visit our website for **SPECIAL savings!**



## HEADLIGHTS

### • Headlight Assemblies, With Black Buckets

Stainless rings. Very close in appearance to the originals. 12 volt

| Part No. | Description                                  |             |
|----------|--|-------------|
| LGH210   | 1937-40 with small parklight on bucket ..... | pair 299.00 |



### • Headlight Assemblies, Stainless

Beautiful polished 12 volt headlights to nicely replace original style. Close to original, but not exact. Excellent for the street rod enthusiast! Has original 8 1/2" diameter with correct 1/2" adjustable mounting stud.

| Part No. | Description   |             |
|----------|---|-------------|
| LGH199   | 1934-40 with Sealed beams, no parklights .....            | pair 230.00 |
| LGH200   | 1934-40 with Sealed beams, with parklights in bezel ..... | pair 260.00 |
| LGH201   | 1934-40 with Halogen bulb, with parklights in bezel.....  | pair 265.00 |



### • Fog Lights

Authentic copies of 1930's and 40's design fog lights. Chrome bucket and bezel with 6" cat-eye amber glass lens. Includes special adjustable stand for attaching to front bumper braces. Replace 12 volt bulb if you have a 6 volt system. Show quality!

| Part No. | Description               |             |
|----------|---------------------------|-------------|
| LGL105   | 6" amber fog lights ..... | pair 245.00 |




### • Headlight Rings or Doors

| Part No. | Description         |            |
|----------|---------------------|------------|
| LG100    | 1937-40 Chrome..... | pair 59.50 |
| LG101    | 1941-46 Chrome..... | each 24.95 |



### • Headlight Stands

| Part No. | Description                                |            |
|----------|--|------------|
| LGH600L  | 1934-36 Chevrolet and 1936 GMC, left.....  | each 49.00 |
| LGH600R  | 1934-36 Chevrolet and 1936 GMC, right..... | each 49.00 |
| LGH601L  | 1937 Chevrolet and 1937-40 GMC, left.....  | each 42.50 |
| LGH601R  | 1937 Chevrolet and 1937-40 GMC, right..... | each 42.50 |



### • Headlight Stand to Radiator Housing Gaskets

| Part No. | Description                         |           |
|----------|-------------------------------------|-----------|
| LG120    | 1937 Chevrolet and 1937-40 GMC..... | pair 3.50 |
| LG570    | 1938 Chevrolet .....                | pair 3.50 |
| LG122    | 1939-40 Chevrolet .....             | pair 3.50 |



### • Headlight To Bar Acorn Nuts

Holds the headlight stud to bar. Like original but stainless. Correct fine threads.

| Part No. | Description   |            |
|----------|---------------|------------|
| LGH213   | 1934-36 ..... | pair 12.00 |



### • Headlight Bar Pads, Fender and Radiator Shell

| Part No. | Description                                    |           |
|----------|--|-----------|
| LG297    | 1934-36 Chevrolet and 1936 GMC, set of 4 ..... | set 13.00 |



### • Headlight Bucket to Fender Gaskets

Not originally used but a nice addition to stop metal to metal contact.

| Part No. | Description  |            |
|----------|--------------|------------|
| LGH460   | 1941-46..... | pair 16.50 |



# LIGHTING

*...visit our website for SPECIAL savings!*

**HEADLIGHTS (continued)**

• **Headlight Rim Rubber Seal**

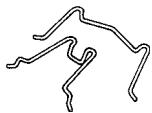
Wire reinforced. Fits inside headlight bezel or ring.

| Part No. | Description  |      |      |
|----------|--------------|------|------|
| LG161    | 1941-56..... | pair | 9.50 |



• **Headlight Rim Rubber Seal Retaining Clips**

| Part No. | Description                   |     |      |
|----------|-------------------------------|-----|------|
| LG203    | 1941-55 1st (per truck) ..... | set | 4.90 |



• **Headlight Sealed Beam Retainer Ring**

| Part No. | Description                   |      |       |
|----------|-------------------------------|------|-------|
| LG104    | 1941-57 Stainless steel ..... | each | 12.50 |



• **Headlight Adjusting Nut And Screw**

| Part No. | Description            |     |       |
|----------|------------------------|-----|-------|
| LGH303   | 1941-57 Set of 4 ..... | set | 11.50 |



• **Headlight Adjusting Spring**

| Part No. | Description  |      |      |
|----------|--------------|------|------|
| LGH473   | 1941-46..... | each | 3.90 |



• **Headlight Wiring Loom Grommets**

| Part No. | Description                                      |      |      |
|----------|--|------|------|
| LG204    | 1934-36 Fits in the side of grille housing ..... | pair | 4.75 |
| LG106    | 1937-55 1st Fits in inner fender .....           | pair | 2.75 |



• **Headlight Wiring Loom**

Black fabric loom to protect wiring that extends from light bucket to inner fender terminal block. Exact as original.

| Part No. | Description                 |      |      |
|----------|-----------------------------|------|------|
| LG112    | Headlight wiring loom ..... | foot | 1.55 |



• **Headlight Sealed Beam Socket**

Headlight plug and wires that attach to seal beam bulbs with 3 prongs.

| Part No. | Description                       |      |      |
|----------|-----------------------------------|------|------|
| LG293    | Headlight sealed beam socket..... | each | 2.50 |

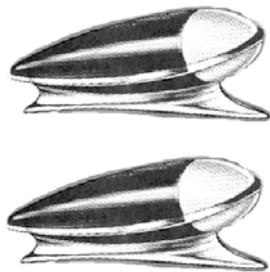


**PARKLIGHTS**

• **Parklight Assemblies**

For the person that likes a few "extras" but wants to stay with GM accessories. We now stock the very attractive park light assemblies that were placed on cars at the Chevrolet dealership in 1937-39. These authentic appearing lights not only are correct for cars but also fit the fender contour of all 1934-39 GM trucks! Replace their 12 volt bulbs if you have a 6 volt system. Includes dual filament sockets so you can easily have both park and turn signals. Colored photo on catalog cover.

| Part No. | Description   |      |        |
|----------|---------------|------|--------|
| LGP211   | 1934-39 ..... | pair | 190.00 |



• **Parklight Lens Bezel, Stainless Steel. Made in USA!**

| Part No. | Description |      |       |
|----------|-------------|------|-------|
| LGL401   | 1940 .....  | each | 34.50 |



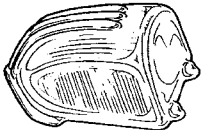
# LIGHTING



...visit our website for **SPECIAL savings!**



1940

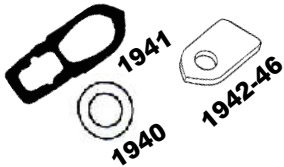


1942-46

## PARKLIGHTS (continued)

### • Parklight Lens, Chevrolet and GMC

| Part No. | Description  |      |       |
|----------|--|------|-------|
| LGL402   | 1934-39 GM accessory lens for LGP211 .....         | each | 14.50 |
| LGL404   | 1940 Round frosted plastic copy, looks exact!..... | each | 24.50 |
| LGL400   | 1941 Frosted plastic copy, looks exact.....        | each | 24.00 |
| LG108    | 1942-46 Frosted glass, exact as original.....      | each | 13.75 |



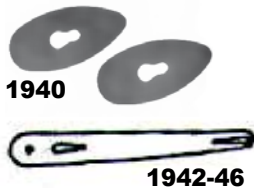
### • Parklight Lens Gaskets

| Part No. | Description                                |      |      |
|----------|--|------|------|
| LG304    | 1940 Chevrolet and GMC (round) .....       | pair | 4.00 |
| LG207    | 1941 Chevrolet and GMC 4" long.....        | pair | 4.00 |
| LG209    | 1942-46 Chevrolet and GMC 2 3/4" long..... | pair | 5.50 |

### • Parklight Housing

Exact copy of this housing but in fiberglass.

| Part No. | Description  |      |       |
|----------|--------------|------|-------|
| LGP412   | 1942-46..... | pair | 62.00 |



1940

1942-46

### • Parklight Housing to Fender Pad

| Part No. | Description   |      |       |
|----------|---|------|-------|
| LG303    | 1940 Chevrolet and GMC .....  | pair | 7.75  |
| LGP210   | 1941 Chevrolet and GMC .....  | pair | 10.00 |
| LG210    | 1942-46 Chevrolet and GMC. Lens housing to headlight bucket gasket. Dimensions 2-1/4" x 16" ..... | pair | 11.30 |

## TAILLIGHTS

### • Complete Stop and Taillights for Stepside Pickups

Beautiful reproductions. Taillights are complete with wiring, sockets, housing and bezel, chrome ring, and lens less mounting bracket and fabric loom tube. Unless specified otherwise nonchrome, taillights are black with chrome ring as original.

**Note:** On the 1940-53 type taillights, a glass lens was used through 1948, however the plastic lens gives a brighter light. After 1948 all lenses were plastic.

**Note:** The blue dot is a non-GM option popular if you want a more custom appearance.

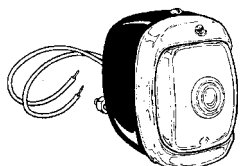
### Part No. Description

|         |  |      |       |
|---------|--|------|-------|
| LG158   | 1934-39 Mint oval reproduction complete. All black housing and bezel as original. Chevrolet only. .... | each | 67.50 |
| LG154L  | 1940-53 Left, with red glass lens and license lens .....   | each | 23.00 |
| LG154R  | 1940-53 Right, with red glass lens only.<br>No license lens .....                                      | each | 23.00 |
| LG154LC | 1940-53 Left, chrome with red glass lens<br>and license lens .....                                     | each | 28.50 |
| LG154RC | 1940-53 Right, chrome with red glass lens only.<br>No license lens .....                               | each | 28.50 |
| LG152L  | 1940-53 Left, with red plastic lens and license lens .....   | each | 23.00 |
| LG152R  | 1940-53 Right, with red plastic lens only.<br>No license lens .....                                    | each | 23.00 |
| LG155L  | 1940-53 Left, with red glass lens with blue dot and<br>license lens .....                              | each | 28.50 |
| LG155R  | 1940-53 Right, with red glass lens, blue dot.<br>No license lens .....                                 | each | 28.50 |
| LG195L  | 1940-53 Left, with red plastic lens, blue dot,<br>and license lens .....                               | each | 29.95 |
| LG195R  | 1940-53 Right, with red plastic lens, blue dot.<br>No license lens .....                               | each | 29.95 |

1934-39



GM Restoration Parts



1940-53



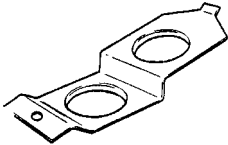
# LIGHTING

*...visit our website for SPECIAL savings!*

• **Taillight Conduit Retainer**

On 1934-39 Taillights there is a small retainer that secures the metal conduit LGL101, that protects the wires. If you need it, we have it! Hand made in the USA!

| Part No. | Description   |            |
|----------|---------------|------------|
| LGL107   | 1934-39 ..... | each 14.95 |



• **Taillight Bulb Changeover**

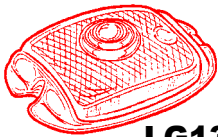
The 1940-53 taillights produced during the past twenty years are not designed to hold the original large 21 candle power stoplight bulb! We have created a bracket for inside your taillight that eliminates the small three candle power bulb and allows the large original 21cp bulb. With this changeover, your stoplight will be seen easier and at a greater distance. Get the most out of your original style taillights and lessen accident potential. (Not included with LG152, LG154, or LG155.)

| Part No. | Description  |           |
|----------|--------------|-----------|
| LG290    | 1940-53..... | each 7.50 |

**STEPSIDE TAILLIGHT ITEMS**

• **Taillight Lenses, Pickups and Big Trucks**

**LG129P**



**LG132**

| Part No. | Description   |            |
|----------|---|------------|
| LG129P   | 1934-46 GMC pickup, Suburban and Canopy Express with tailgate. Red round lens 4" diameter ..... | each 22.50 |
| LG249    | 1934-39 Red oval glass with Chevrolet bowtie.....   | each 15.50 |
| LG132    | 1940-53 Red plastic (a quality copy of LG1331).....   | each 5.50  |
| LG1331   | 1940-53 Red glass .....   | each 5.75  |
| LG134    | 1940-53 Red glass, with blue dot .....  | each 14.50 |
| LG196    | 1940-53 Red plastic, with blue dot.....   | each 14.50 |



**LG250**

• **Taillight Lens Gaskets**

| Part No. | Description                        |           |
|----------|------------------------------------|-----------|
| LG250    | 1934-39 Chevrolet only, oval ..... | each 2.95 |
| LG135    | 1940-53 Chevrolet and GMC.....     | each 1.25 |



• **Taillight License Lens and Gasket**

| Part No. | Description               |           |
|----------|---------------------------|-----------|
| LG137    | 1940-53 Lens, clear ..... | each 6.80 |
| LG138    | 1940-53 Gasket .....      | each 1.90 |




• **Taillight Brackets with Original Style Stamped Lettering**

Correctly attaches to the in your rear stake pocket. Black. Made in USA!

| Part No. | Description  |            |
|----------|--|------------|
| LG146    | 1934-39 Chevrolet left, includes license bracket ..... | each 35.50 |
| LG167    | 1934-39 Chevrolet right, no license bracket .....      | each 34.00 |
| LG144    | 1940-46 Chevrolet left, includes license bracket ..... | each 28.50 |
| LG143    | 1940-46 Chevrolet right, no license bracket .....      | each 24.50 |

**LG144**



• **Taillight Brackets, Custom**

For those that want a taillight bracket that is very different. The factory light remains in the correct position. A definite eye-catcher at any show. Brushed stainless with included attaching screws, taillight chrome acorn nuts and gaskets. A beautiful extra for that special truck! Looks great with chrome taillights LG154LC or LG154RC.(Not included!)

| Part No. | Description         |            |
|----------|---------------------|------------|
| LGL204L  | 1940-53, left.....  | each 43.95 |
| LGL204R  | 1940-53, right..... | each 43.95 |

# LIGHTING



...visit our website for **SPECIAL savings!**



• **Taillight Bezels or Doors**

| Part No. | Description   |      |       |
|----------|---|------|-------|
| LG252    | 1934-39 Black, oval. Chevrolet only .....             | each | 12.50 |
| LG156    | 1940-53 Chrome, rectangular .....                     | each | 9.00  |
| LG320    | 1940-53 Stainless, rectangular, will never rust ..... | each | 14.00 |



• **Taillight Wiring Loom or Conduit**

Protects wiring which extends from taillight bucket.

| Part No. | Description   |      |      |
|----------|---|------|------|
| LG160    | 1934-53 Black fabric as original, Sold per foot. .... | foot | 1.25 |
| LGL100   | *1934-55 Polished stainless steel<br>18" long .....   | each | 4.25 |

\*Part LGL100 is an excellent dress-up item for the older taillights but is correct on LG158(1934-39.)



• **Taillight Wiring Loom Grommets**

Fits in truck frame rail hole near taillight to protect wiring.


| Part No. | Description  |      |      |
|----------|--------------|------|------|
| LG1061   | 1941-72..... | pair | 2.75 |



• **Bed Roll Custom Lights**

For the custom non-original stepside pickup. Fits in the bed roll and is a great addition to the original taillights. A pair of double filament units are extra stop and turn signal lights. Your wiring runs forward through bed roll, down a stake pocket and connects to the tail light harness. A included rubber o ring keeps light secure in bed roll. Complete with lens, housing, sockets, wiring, and instructions. A great extra.

| Part No. | Description                                |      |       |
|----------|--|------|-------|
| SMC120   | 1940-72 Stepside 1 3/4" diameter roll..... | pair | 79.50 |



• **Bed Side Hole Cap, 1-3/4" Diameter Roll**

For the finishing touch on your modified truck. A rubber O-ring band surrounds the outside of the metal cap and holds it in place. Just press in and the job is done.

| Part No. | Description   |      |       |
|----------|---|------|-------|
| SMC100   | 1940-66 Smooth finish.....                            | pair | 27.15 |
| SMC101   | 1940-66 With a Bowtie cut in the smooth surface ..... | pair | 38.50 |



**LG158**

**PANEL TRUCK AND SUBURBAN TAILLIGHT ITEMS**

• **Taillight Complete**

| Part No. | Description   |      |       |
|----------|---|------|-------|
| LG158    | 1934-39 Oval with red glass lens .....                        | each | 67.50 |
| LG154L   | 1940-46 Rectangular with red glass lens and license lens..... | each | 22.00 |

**LG249**



• **Taillight Lens and Bezels, Chevrolet Panel and Suburban**

| Part No. | Description   |      |       |
|----------|---|------|-------|
| LG249    | 1934-39 Panel and Suburban with double doors, lens .....            | each | 15.50 |
| LG1331   | 1940-46 Panel and Suburban with double doors, lens .....            | each | 5.75  |
| LG156    | 1940-46 Panel and Suburban with double doors,<br>chrome bezel ..... | each | 9.00  |



**LG156**



# LIGHTING

*...visit our website for SPECIAL savings!*

**LG129P**



**• Taillight Lens, Chevrolet and GMC Suburban with Tailgate (Center Mount)**

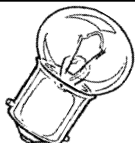
| Part No. | Description  |            |
|----------|--|------------|
| LG129P   | 1934-46 Suburban and Canopy Express with tailgate.<br>Red round lens 4" diameter ..... | each 22.50 |

**LGL622 LGL623**



**• Taillight Stand, Panel and Suburban, Double Door (Limited Production)**

| Part No. | Description                     |            |
|----------|---------------------------------|------------|
| LGL622   | 1937-39. Made in the USA! ..... | each 39.50 |
| LGL623   | 1940-46. Made in the USA! ..... | each 39.50 |



**LIGHT BULBS, SIX VOLT**

Proper 6 volt bulbs to replace originals.

**• Stop Light**

| Part No. | Description                        |           |
|----------|------------------------------------|-----------|
| LG172    | 21 candle power, as original ..... | each 1.90 |



**• Park and Taillights**

| Part No. | Description                                  |           |
|----------|--|-----------|
| LG173    | 3 candle power, clear .....                  | each 1.50 |
| LGB299   | 6 candle power, single filament, amber ..... | each 3.50 |



**• Turn Signal Bulbs**

Special double filament for use with add-on directional signals. Eliminates the need for a separate park light assembly. Also fits original taillights.

| Part No. | Description                        |           |
|----------|------------------------------------|-----------|
| LG175    | 3 and 21 candle power, clear ..... | each 2.25 |
| LGB298   | 3 and 21 candle power, amber ..... | each 3.50 |



**• High Beam Indicator, Ignition Switch and Glovebox Light**

| Part No. | Description          |           |
|----------|----------------------|-----------|
| LG179    | 1 candle power ..... | each 1.35 |



**• Dash Bulbs**

| Part No. | Description          |           |
|----------|----------------------|-----------|
| LG174    | 2 candle power ..... | each 1.50 |

**LG184 and LGB120**



**• Headlight Bulbs**

| Part No. | Description  |            |
|----------|--|------------|
| LG186    | 1929-34 As original. 32cp low beam; 32cp high beam .....                     | each 4.50  |
| LGB119   | 1929-34 12 volt. 32cp low beam; 32cp high beam .....                         | each 5.30  |
| LG176    | 1935-39 As original. 32cp low beam; 32cp high beam .....                     | each 4.00  |
| LG187    | 1929-34 Much brighter than original. 32cp low beam;<br>50cp high beam .....  | each 5.30  |
| LG184    | 1940-55 1st Sealed beam headlight bulb.<br>Excellent replacement 6 volt..... | each 13.60 |
| LGB120   | 1940-57 Seal beam 12 volt.....   | each 6.95  |

**NEW**



**• Headlight Halogen Replacement Light Assembly**

This new high-tech headlight assembly looks very close to the original seal beam, however deep inside is a common halogen bulb. An easy replacement that even connects to your original headlight socket. 12 volt only.

| Part No. | Description               |            |
|----------|---------------------------|------------|
| LGB161   | All seal beam trucks..... | each 19.95 |

# LITERATURE



...visit our website for **SPECIAL** savings!



## SHOP MANUALS

Exact reprints of the original factory shop manuals in full size. A must if you are restoring or just driving your truck. One of our best selling items.

### • Chevrolet

| Part No. | Description         |      |       |
|----------|---------------------|------|-------|
| LI113    | 1934 .....          | each | 25.50 |
| LI101    | 1935-Early 36 ..... | each | 25.50 |
| LI102    | 1937 .....          | each | 25.50 |
| LI133    | 1938 .....          | each | 25.50 |
| LI134    | 1939 .....          | each | 25.50 |
| LI135    | 1940 .....          | each | 25.50 |
| LI136    | 1941 .....          | each | 25.50 |
| LI103    | 1942-46 .....       | each | 25.50 |

### • GMC

| Part No. | Description   |      |       |
|----------|---------------|------|-------|
| LI194    | 1936-38 ..... | each | 39.50 |

## ACCESSORY LISTINGS

These are a great help to identify NOS accessory parts for your year and model at swap meets. These numbers are not listed in most other books and cover all passenger cars and trucks models. Chevrolet only, but similar to GMC.



| Part No. | Description |      |      |
|----------|-------------|------|------|
| LI518    | 1937 .....  | each | 2.50 |
| LI519    | 1938 .....  | each | 2.50 |
| LI501    | 1939 .....  | each | 2.50 |
| LI502    | 1940 .....  | each | 2.50 |
| LI503    | 1941 .....  | each | 2.50 |
| LI517    | 1942 .....  | each | 2.50 |
| LI508    | 1946 .....  | each | 2.50 |

## OWNER'S MANUALS


Exactly as original. Explains operations, controls, maintenance, tire pressure, weights, load capacities, etc. Every truck had one of these in the glovebox when new. An item to always have with your truck.



### • Chevrolet

| Part No. | Description |      |      |
|----------|-------------|------|------|
| LI434    | 1934 .....  | each | 9.00 |
| LI435    | 1936 .....  | each | 9.00 |
| LI436    | 1937 .....  | each | 9.00 |
| LI437    | 1938 .....  | each | 9.00 |
| LI438    | 1939 .....  | each | 9.00 |
| LI439    | 1940 .....  | each | 9.00 |
| LI440    | 1941 .....  | each | 9.00 |
| LI441    | 1942 .....  | each | 9.00 |
| LI442    | 1946 .....  | each | 9.00 |





# LITERATURE

...visit our website for **SPECIAL savings!**

## OWNER'S MANUALS (continued)

### • GMC

| Part No. | Description   |      |      |
|----------|---------------|------|------|
| LI413    | 1941 .....    | each | 9.75 |
| LI414    | 1942 .....    | each | 9.75 |
| LI415    | 1944-46 ..... | each | 9.75 |

## SALES BROCHURES

Exact reprint of dealer's advertising foldout. Mailed to potential customers during those years.

| Part No. | Description      |      |      |
|----------|------------------|------|------|
| LIB34    | 1934 .....       | each | 9.75 |
| LIB37    | 1937 .....       | each | 9.75 |
| LIB40    | 1940 .....       | each | 9.75 |
| LIB42    | 1942 .....       | each | 9.75 |
| LIB46    | 1946 .....       | each | 9.75 |
| LIB46P   | 1946 Panel ..... | each | 9.95 |

## SALESMAN'S TRUCK DATA BOOKS

### • 1937

A reprint of the annual book assigned to Chevrolet truck sales people. Just the size for the salesman's large coat pocket. Gives pictures, options, and detailed technical data. Great for 1937-38 truck owners. 205 pages.

| Part No. | Description             |      |       |
|----------|-------------------------|------|-------|
| LI189    | 1937-38 Chevrolet ..... | each | 34.00 |

### • 1941

Excellent reprint of the book assigned to Chevrolet truck sales people. Gives pictures, options, and detailed technical data. An exact copy for the 1941 Chevrolet truck. A quality ring bound book. Great for 1940-46 truck owners. 295 pages.

| Part No. | Description          |      |       |
|----------|----------------------|------|-------|
| LI150    | 1941 Chevrolet ..... | each | 34.50 |

## CATALOG, CHEVROLET MASTER PARTS

This large reference book is a must for the perfectionist. It is an excellent guide for restorers of Chevrolets. Shows factory part numbers, parts interchange, diagrams, original prices, etc, of the parts still available on the original date of printing. **Note:** Master Parts Catalogs were originally printed about every six months.

| Part No. | Description                                     |      |       |
|----------|---|------|-------|
| LI182    | 1929-42 (Originally issued March 2, 1942) ..... | each | 49.00 |
| LI120    | 1929-50 (Originally issued April 1, 1950) ..... | each | 49.50 |

## MANUALS, MISCELLANEOUS

### • GMC Illustrated Parts Book

Excellent breakdown of the mechanical components of the 1/2 ton through 1-1/2 ton trucks. 200 pages.

| Part No. | Description       |      |       |
|----------|-------------------|------|-------|
| LI193    | 1936-38 GMC ..... | each | 36.90 |



# LITERATURE



...visit our website for **SPECIAL savings!**



**MANUALS, MISCELLANEOUS (continued)**

• **Bed Assembly Pamphlet**


Manual giving details on assembling a GM factory stepside pickup bed from the ground up. Detail descriptions, trivia, and sketches for the perfectionist.

| Part No. | Description               | Price     |
|----------|---------------------------|-----------|
| LIP123   | GM Factory Stepside ..... | each 3.95 |

• **Paint Sheets**

Lists the names and years of the various colors which were available from 1936 to 1966. No chips.

| Part No. | Description             | Price    |
|----------|-------------------------|----------|
| LI124    | 1936-66 Chevrolet ..... | each .15 |
| LI142    | 1938-66 GMC .....       | each .15 |



• **Treasury of American Trucks**

You can own a treasury of information on light duty American trucks. This large book puts a whole world of light trucks at your fingertips. Over 780 pages of useful facts, photos, and truck market values. Most all makes from 1900 to 1986.

| Part No. | Description           | Price      |
|----------|-----------------------|------------|
| LI138    | American Trucks ..... | each 38.50 |

• **Pin Striping Blueprint**

An exact large copy of a Chevrolet engineering blueprint from 1937. Shows proper location and sizes of pin stripes on hood and body. For the perfectionist. Also appropriate for 1938.

| Part No. | Description             | Price     |
|----------|-------------------------|-----------|
| LI190    | 1937-38 Chevrolet ..... | each 2.85 |



• **Pin Striping Sheet**

Gives pin striping details on trucks between 1939-55 1st. Sketches and technical data for the perfectionist. Included in PT603 pin stripe kits.

| Part No. | Description              | Price     |
|----------|--------------------------|-----------|
| LI158    | Pin Striping Sheet ..... | each 1.25 |



• **Rear Axle Overhaul Manual-1/2 Ton**

A General Motors reprint detailing the rebuilding of a closed driveshaft differential assembly.

| Part No. | Description           | Price     |
|----------|-----------------------|-----------|
| LI160    | 1941-54 1/2 Ton ..... | each 7.75 |

• **Mechanic's Study Guide Booklet**

Available in the mid 1940's to Chevrolet mechanics. These 69 pages helped in preparing for the GM shop test. Hundreds of specialized questions with answers.

| Part No. | Description     | Price     |
|----------|-----------------|-----------|
| LI161    | Chevrolet ..... | each 6.50 |



# LITERATURE

...visit our website for **SPECIAL savings!**

**MANUALS, MISCELLANEOUS (continued)**

• **“The Official 12 Volt Conversion Guide”**

A step by step, 20 page guide to everything you need to know about changing a 6 volt electrical system to 12 volts.

| Part No. | Description | each | Price |
|----------|-------------|------|-------|
| LIP612   | .....       | each | 10.00 |



• **Casting Number Guide**

A Chevrolet booklet which allows you to identify cast iron mechanical parts by their permanent built-in numbers. 12 pages.

| Part No. | Description  | each | Price |
|----------|--------------|------|-------|
| LI187    | 1929-42..... | each | 3.00  |



• **Chevrolet Newspaper**

A full size newspaper featuring the 1941 Chevrolet truck. White paper stock and black ink. Given out by Chevrolet dealerships in 1941 to show the retail customers pictures and data on this new model. Very informative!. Shipped in protective tube.

| Part No. | Description     | each | Price |
|----------|-----------------|------|-------|
| LI145    | Chevrolet ..... | each | 9.50  |

• **Booklet of GM Truck Illustrations**

We have available a collection of professional line illustrations of General Motors Trucks, between 1929-1972 by artist Bryant J. Stewart. The booklet includes thirteen pages of individual line drawings in print form on heavy paper and ring bound. It is a great addition for the GM Truck enthusiast. Bryant's works are shown on various pages throughout this catalog.

| Part No. | Description                | each | Price |
|----------|----------------------------|------|-------|
| LI531    | Pen and ink drawings ..... | each | 27.50 |



• **Service Bulletins**

We now stock “exact” copies of the original monthly Chevrolet Service Bulletins that were issued to all dealers. These pamphlets discuss problem areas on new trucks and cars that may need attention by the dealership. Very informative! These are priced much less than most rare shopworn originals. Sold in calendar years only. (Remember, the last months of each year often feature many of the next year's vehicles.) Due to World War II, the 1942-45 bulletins are short years and are sold together.

| Part No. | Description  | each | Price |
|----------|--------------|------|-------|
| LI546    | 1934.....    | each | 16.00 |
| LI547    | 1935.....    | each | 16.00 |
| LI548    | 1936.....    | each | 16.00 |
| LI549    | 1937.....    | each | 16.00 |
| LI550    | 1938.....    | each | 16.00 |
| LI551    | 1939.....    | each | 16.00 |
| LI552    | 1940.....    | each | 16.00 |
| LI553    | 1941.....    | each | 16.00 |
| LI554    | 1942-45..... | each | 16.00 |
| LI555    | 1946.....    | each | 16.00 |





...visit our website for **SPECIAL savings!**




**MANUALS, MISCELLANEOUS (continued)**

• **Chevrolet and GMC - How To Paint Your Car**

Author Pat Ganahl unveils dozens of secrets that will help anyone paint their own car. From simple jobs to full-on, door jambs and everything paint jobs. Ganahl covers everything you need to know to get a great looking coat of paint on your car.

| <b>Part No.</b> | <b>Description</b>                |      |       |
|-----------------|-----------------------------------|------|-------|
| LI202           | 128 page color 8 1/2" x 11" ..... | each | 39.95 |



• **Rebuilding The Small Block Chevy**

One of the best books on rebuilding the 265, 283, 327, and 350 small block V-8. Includes 650 photos to make your rebuilding a success.

Shows performance upgrades, engine removal and instillation, how to avoid costly mistakes, tips from master mechanics, selecting the correct parts, and getting quality machine work.

A must if you will be restoring a small block Chevy. The detailed 150 pages will simplify your job and make communication with your mechanic much easier.

| <b>Part No.</b> | <b>Description</b> |      |       |
|-----------------|--------------------|------|-------|
| LI574           | .....              | each | 30.00 |



• **Casting Number Guide, Six Cylinder**

Finally, we have found a listing of the GM casting numbers for six cylinders from 1929-89. This 126 page, pocket-size booklet lists the numbers on blocks, heads, intakes, exhausts, and water pumps. No more guessing at swap meets or salvage yards! Positively identify the six cylinder and parts. A must for the perfectionist.

| <b>Part No.</b> | <b>Description</b> |      |       |
|-----------------|--------------------|------|-------|
| LI181           | 1929-89.....       | each | 15.00 |



**Automotive Wiring and Electrical Systems**

This book solves the mysteries of automotive electrics and electronic systems. The basics of electrical principles, including voltage, amperage, resistance, and Ohm's Law, are revealed in clear and concise detail, so the enthusiast understands what these mean in the construction and repair of automotive electrical circuits. All the tools and the proper equipment required for automotive electrical tasks are covered. 8 1/2 x 11", 144 Pages, 380 color photos.

| <b>Part No.</b> | <b>Description</b> |      |       |
|-----------------|--------------------|------|-------|
| LI575           | .....              | each | 30.00 |



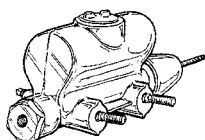

• **Chevrolet and GMC Speed Manual**

A reprint of Bill Fisher's (California Bill) original edition of the 1954 speed manual. Details how the GM inline six was built for performance in the 1950's. Covers Chevrolet 216 and 235 plus GMC 228, 248, 270, and 302 engines. This is how they did it 40 years ago!

| <b>Part No.</b> | <b>Description</b> |      |       |
|-----------------|--------------------|------|-------|
| LI200           | .....              | each | 15.95 |

...visit our website for *SPECIAL savings!*

When you are in need of mechanical parts for your 1934-46 Chevrolet/GMC think of us. We are one of the country's leaders in providing parts that keep your "special truck" on the road. This mechanical section is the largest section in our catalog. From engine to differential we can help you.



### **BRAKE PARTS**

#### **• Master Cylinders**

New, not re-manufactured. No core charge.

| Part No. | Description  |             |
|----------|--|-------------|
| ME1422   | 1936-46 1/2 ton, 3 speed and some 4 speed trucks. (1" bore) .....<br>Mounts vertically. Has plugged threaded hole for a stop light switch..... | each 149.00 |
| ME164    | 1938-47 Chevrolet only. 3/4, 1, 1-1/2, and 2 ton<br>(1-1/4" bore) Mounts horizontally.....   | each 145.00 |

#### **• Master Cylinder Repair Kits**

| Part No. | Description  |           |
|----------|--|-----------|
| ME169    | 1936-50 1/2 ton (1" bore).....   | kit 13.00 |
| ME319    | 1937-52 3/4 ton,<br>1938-52 1 ton,<br>1936-59 1-1/2 ton, and<br>1947-59 2 ton (1-1/4" bore)..... | kit 34.50 |

#### **• Master Cylinder Filler Caps**



| Part No. | Description                         |           |
|----------|-------------------------------------|-----------|
| ME474    | 1937-46 1-5/8" thread diameter..... | each 7.75 |
| ME178    | 1947-59 1-1/4" thread diameter..... | each 8.50 |

#### **• Hydrovac Power Brake Unit, Rebuilt**

We have the 1947-55 type which can be interchanged with the 1 and 1 1/2 ton 1946 and older trucks frame mounted. Plus core charge. **Exchange only. (Please keep your brackets and fittings.)** Totally cleaned, rebuilt, and painted. As used on larger GM trucks (frame mounted)

| Part No. | Description   |             |
|----------|---|-------------|
| REME121  | Overall length 15" inches.....                                      | each 298.00 |
| REME122  | Overall length 13" inches.....                                      | each 298.00 |
| ME122    | Core charge for REME121. We accept 1947-55 hydrovac cores only..... | core 270.00 |



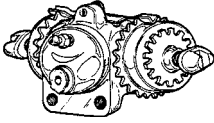
# MECHANICAL



...visit our website for **SPECIAL savings!**

**BRAKE PARTS (continued)**

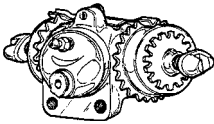
• **Wheel Cylinders, New - Front**



| Part No. | Description   |            |
|----------|---|------------|
| ME130    | 1936-50 1/2 ton,<br>1937-52 3/4 ton,<br>1937-42 1 ton,<br>1936-50 1-1/2 ton, and<br>1947-50 2 ton, (1-1/4" diameter) left or right..... | each 55.00 |
| ME131    | 1946-52 1 ton, (1-3/8" diameter) left or right.....   | each 49.50 |

**Note:** Inquire About USA made wheel cylinders ME960 and ME962.

• **Wheel Cylinders, New - Rear**



| Part No. | Description  |            |
|----------|--|------------|
| ME322    | 1936-50 1/2 ton, and 1936-45 3/4 ton with 11 inch brakes<br>(1-3/16" diameter) left or right.....    | each 55.00 |
| ME131    | 1937-45 3/4 ton with 14 inch brakes, and 1946-52 3/4 ton all<br>(1-3/8" diameter) left or right..... | each 49.50 |
| MEW326   | 1936-50 1 1/2 and 2 ton, left or right, (1-1/2" diameter).....                                       | each 89.95 |
| ME773    | 1946-52 1 ton (1-3/8" diameter) left or right.....   | each 68.60 |

• **Wheel Cylinder Repair Kits**



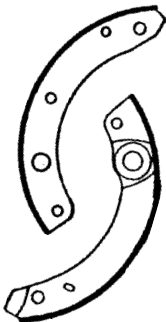
| Part No. | Description   |           |
|----------|---|-----------|
| ME134    | 1936-50 1/2 ton and<br>1936-52 3/4, 1, 1-1/2 and 2 ton "front" (1-1/4" bore).....                                 | kit 18.95 |
| ME335    | 1936-50 1/2 ton,<br>1936-43 3/4 ton with 11" brakes "rear" (1-3/16" bore).....                                    | kit 18.95 |
| ME338    | 1937-45 3/4 ton with 14" brakes,<br>1946-52 3/4 and 1 ton "rear", and<br>1946-52 1 ton "front" (1-3/8" bore)..... | kit 15.00 |
| ME935    | 1936-50 1-1/2 and 2 ton "rear" (1-1/2" bore).....   | kit 15.00 |

• **Wheel Cylinder Bleeder Screws**



| Part No. | Description                           |           |
|----------|---------------------------------------|-----------|
| ME135    | Steel, as original.....               | each 2.50 |
| ME339    | Stainless steel, will never rust..... | each 4.95 |

• **Brake Shoes with New Linings**



We stock a complete line of the older style Hucks brake shoes as used on 1936-50 1/2 ton and 1936-52 larger trucks as well as the later Bendix style shoes. If you have a larger truck measure the shoes to be sure of the correct size you need. Measurements below relate to width and length of shoe facing. Plus core charge.

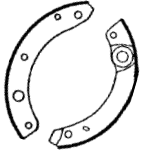
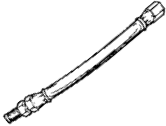




| Part No. | Description  |           |
|----------|--|-----------|
| ME138    | 1936-50 1-3/4" x 11" Used on 1/2 ton front and rear plus<br>1936-52 3/4 ton fronts (no core charge)..... | set 47.00 |
| ME1431   | 2" x 12" 1946-52 3/4 ton rear and<br>1946-52 1 ton front.....  | set 84.75 |
| ME513    | 2" x 14" 1946-52 1 ton rear and 1946-52 1 1/2 ton front.....   | set 96.50 |
| MEB514   | 2-1/2" x 14" Larger trucks.....  | set 84.75 |
| MEB515   | 3" x 16" Larger trucks.....  | set 84.75 |

• **Brake Shoe Core Charges**

| Part No. | Description                                    |             |
|----------|--|-------------|
| ME144    | Core charge for ME1431, ME513, and MEB514..... | core 75.00  |
| MEC516   | Core charge for MEB515.....                    | core 100.00 |

# MECHANICAL

*...visit our website for SPECIAL savings!*

|    | <p><b>BRAKE PARTS (continued)</b></p> <p>• <b>Brake Shoe, High Efficiency</b><br/>           We have recently found a supplier of bonded brake shoe linings for 1936-50 1/2 ton with a much higher "coefficient of friction". Rated FF. Used on large modern trucks, racing vehicles, fork lifts, etc with better stopping ability. No core charge. Best on the front axle where more braking is needed.</p> <table style="width: 100%; border-collapse: collapse;"> <thead> <tr> <th style="text-align: left;">Part No.</th> <th style="text-align: left;">Description</th> <th style="text-align: right;"></th> </tr> </thead> <tbody> <tr> <td>ME138FF</td> <td>1936-50 1/2 Ton .....</td> <td style="text-align: right;">set 64.50</td> </tr> </tbody> </table>   | Part No.   | Description |  | ME138FF | 1936-50 1/2 Ton .....  | set 64.50  |        |  |            |        |   |            |        |   |            |        |   |            |        |   |            |
|---|---|------------|-------------|--|---------|--|------------|--------|--|------------|--------|---|------------|--------|---|------------|--------|---|------------|--------|---|------------|
| Part No.  | Description   |            |             |  |         |  |            |        |  |            |        |   |            |        |   |            |        |   |            |        |   |            |
| ME138FF   | 1936-50 1/2 Ton .....   | set 64.50  |             |  |         |  |            |        |  |            |        |   |            |        |   |            |        |   |            |        |   |            |
|    | <p>• <b>Brake Hose - Front and Rear</b><br/>           Trucks require two front and one rear hose.</p> <table style="width: 100%; border-collapse: collapse;"> <thead> <tr> <th style="text-align: left;">Part No.</th> <th style="text-align: left;">Description</th> <th style="text-align: right;"></th> </tr> </thead> <tbody> <tr> <td>ME136</td> <td>1936-46 All.....</td> <td style="text-align: right;">each 17.50</td> </tr> </tbody> </table>   | Part No.   | Description |  | ME136   | 1936-46 All.....   | each 17.50 |        |  |            |        |   |            |        |   |            |        |   |            |        |   |            |
| Part No.  | Description   |            |             |  |         |  |            |        |  |            |        |   |            |        |   |            |        |   |            |        |   |            |
| ME136   | 1936-46 All.....  | each 17.50 |             |  |         |  |            |        |  |            |        |   |            |        |   |            |        |   |            |        |   |            |
|    | <p>• <b>Brake Hose Securing Clip</b></p> <table style="width: 100%; border-collapse: collapse;"> <thead> <tr> <th style="text-align: left;">Part No.</th> <th style="text-align: left;">Description</th> <th style="text-align: right;"></th> </tr> </thead> <tbody> <tr> <td>MEB100</td> <td>All years .....</td> <td style="text-align: right;">each .95</td> </tr> </tbody> </table>   | Part No.   | Description |  | MEB100  | All years .....  | each .95   |        |  |            |        |   |            |        |   |            |        |   |            |        |   |            |
| Part No.  | Description   |            |             |  |         |  |            |        |  |            |        |   |            |        |   |            |        |   |            |        |   |            |
| MEB100  | All years .....   | each .95   |             |  |         |  |            |        |  |            |        |   |            |        |   |            |        |   |            |        |   |            |
| <p><b>Front</b></p>  <p><b>Rear</b></p> | <p>• <b>Brake Lines, Correct 1/4" Diameter</b><br/>           Formed and flared with fittings. Currently only 1/2 ton applications.</p> <table style="width: 100%; border-collapse: collapse;"> <thead> <tr> <th style="text-align: left;">Part No.</th> <th style="text-align: left;">Description</th> <th style="text-align: right;"></th> </tr> </thead> <tbody> <tr> <td>MEE215</td> <td>1936 Chevrolet and GMC 1/2 ton short bed, OE steel, 7 piece set.....</td> <td style="text-align: right;">set 170.00</td> </tr> <tr> <td>MEE213</td> <td>1936 Chevrolet and GMC 1/2 ton short bed, stainless, 7 piece set .....</td> <td style="text-align: right;">set 195.00</td> </tr> <tr> <td>MEE214</td> <td>1937-40 Chevrolet and GMC 1/2 ton short bed, OE steel, 7 piece set.....</td> <td style="text-align: right;">set 160.00</td> </tr> <tr> <td>MEE216</td> <td>1937-40 Chevrolet and GMC 1/2 ton short bed, stainless, 7 piece set .....</td> <td style="text-align: right;">set 185.00</td> </tr> <tr> <td>MEE226</td> <td>1941-46 Chevrolet and GMC 1/2 ton short bed, OE steel, 7 piece set.....</td> <td style="text-align: right;">set 160.00</td> </tr> <tr> <td>MEE225</td> <td>1941-46 Chevrolet and GMC 1/2 ton short bed, stainless, 7 piece set .....</td> <td style="text-align: right;">set 185.00</td> </tr> </tbody> </table> | Part No.   | Description |  | MEE215  | 1936 Chevrolet and GMC 1/2 ton short bed, OE steel, 7 piece set..... | set 170.00 | MEE213 | 1936 Chevrolet and GMC 1/2 ton short bed, stainless, 7 piece set ..... | set 195.00 | MEE214 | 1937-40 Chevrolet and GMC 1/2 ton short bed, OE steel, 7 piece set..... | set 160.00 | MEE216 | 1937-40 Chevrolet and GMC 1/2 ton short bed, stainless, 7 piece set ..... | set 185.00 | MEE226 | 1941-46 Chevrolet and GMC 1/2 ton short bed, OE steel, 7 piece set..... | set 160.00 | MEE225 | 1941-46 Chevrolet and GMC 1/2 ton short bed, stainless, 7 piece set ..... | set 185.00 |
| Part No.  | Description   |            |             |  |         |  |            |        |  |            |        |   |            |        |   |            |        |   |            |        |   |            |
| MEE215  | 1936 Chevrolet and GMC 1/2 ton short bed, OE steel, 7 piece set.....  | set 170.00 |             |  |         |  |            |        |  |            |        |   |            |        |   |            |        |   |            |        |   |            |
| MEE213  | 1936 Chevrolet and GMC 1/2 ton short bed, stainless, 7 piece set .....  | set 195.00 |             |  |         |  |            |        |  |            |        |   |            |        |   |            |        |   |            |        |   |            |
| MEE214  | 1937-40 Chevrolet and GMC 1/2 ton short bed, OE steel, 7 piece set.....   | set 160.00 |             |  |         |  |            |        |  |            |        |   |            |        |   |            |        |   |            |        |   |            |
| MEE216  | 1937-40 Chevrolet and GMC 1/2 ton short bed, stainless, 7 piece set .....   | set 185.00 |             |  |         |  |            |        |  |            |        |   |            |        |   |            |        |   |            |        |   |            |
| MEE226  | 1941-46 Chevrolet and GMC 1/2 ton short bed, OE steel, 7 piece set.....   | set 160.00 |             |  |         |  |            |        |  |            |        |   |            |        |   |            |        |   |            |        |   |            |
| MEE225  | 1941-46 Chevrolet and GMC 1/2 ton short bed, stainless, 7 piece set .....   | set 185.00 |             |  |         |  |            |        |  |            |        |   |            |        |   |            |        |   |            |        |   |            |
|                                        | <p><b>Brake Division Blocks</b><br/>           We now stock the more in demand brass blocks used on your early GM truck brake system. These are usually found where metal brake lines changed diameters or connected to rear wheel cylinder.</p> <p>• <b>Brake Line Division Blocks</b><br/>           Attaches to right rear axle housing where rubber brake hose meets two metal lines.</p> <table style="width: 100%; border-collapse: collapse;"> <thead> <tr> <th style="text-align: left;">Part No.</th> <th style="text-align: left;">Description</th> <th style="text-align: right;"></th> </tr> </thead> <tbody> <tr> <td>MEE249</td> <td>1936-50 all and 1951-65 3/4 thru 2 ton.....</td> <td style="text-align: right;">each 19.95</td> </tr> </tbody> </table>  | Part No.   | Description |  | MEE249  | 1936-50 all and 1951-65 3/4 thru 2 ton.....                          | each 19.95 |        |  |            |        |   |            |        |   |            |        |   |            |        |   |            |
| Part No.  | Description   |            |             |  |         |  |            |        |  |            |        |   |            |        |   |            |        |   |            |        |   |            |
| MEE249  | 1936-50 all and 1951-65 3/4 thru 2 ton.....   | each 19.95 |             |  |         |  |            |        |  |            |        |   |            |        |   |            |        |   |            |        |   |            |
|                                        | <p>• <b>Rear Wheel Cylinder Block</b><br/>           Fits between rear wheel cylinder and axle brake line. Two per truck. Use your original securing hollow bolt (MEE244) that transfers brake fluid from line to wheel cylinder.</p> <table style="width: 100%; border-collapse: collapse;"> <thead> <tr> <th style="text-align: left;">Part No.</th> <th style="text-align: left;">Description</th> <th style="text-align: right;"></th> </tr> </thead> <tbody> <tr> <td>MEE246</td> <td>1936-50 All and 1951-55 3/4 thru 2 ton<br/>           1960-63 3/4 and 1 ton.....</td> <td style="text-align: right;">each 18.00</td> </tr> </tbody> </table> <p>NOTE: For hidden hollow attaching bolt for MEE246 see MEE244 in our Misc. Mechanical Section.</p>  | Part No.   | Description |  | MEE246  | 1936-50 All and 1951-55 3/4 thru 2 ton<br>1960-63 3/4 and 1 ton..... | each 18.00 |        |  |            |        |   |            |        |   |            |        |   |            |        |   |            |
| Part No.  | Description   |            |             |  |         |  |            |        |  |            |        |   |            |        |   |            |        |   |            |        |   |            |
| MEE246  | 1936-50 All and 1951-55 3/4 thru 2 ton<br>1960-63 3/4 and 1 ton.....  | each 18.00 |             |  |         |  |            |        |  |            |        |   |            |        |   |            |        |   |            |        |   |            |

# MECHANICAL



...visit our website for SPECIAL savings!

**BRAKE PARTS (continued)**

• **Brake Shoe Return Springs**

For original "Huck" type brakes.

**Part No. Description**

|       |   |      |       |
|-------|---|------|-------|
| ME146 | 1936-50 1/2 ton front or rear and 1937-52 3/4 ton front (9/16"x6") zinc plated..... | each | 2.95  |
| ME148 | 1946-52 3/4 ton rear and 1936-52 1, 1-1/2, and 2 ton front and rear (5/8"x7") ..... | each | 11.50 |



• **Brake Shoe Pin Retaining Warped Washers**

**Part No. Description**

|        |                                |      |      |
|--------|--------------------------------|------|------|
| MEB324 | 1936-50 Small 1/2" dia.....    | each | 1.75 |
| MEB325 | 1936-50 Large 15/16" dia. .... | each | 1.95 |



• **Brake Shoe Retaining Cone Springs**

**Part No. Description**

|       |   |     |      |
|-------|---|-----|------|
| ME340 | 1936-48 With retaining "J" hooks (per wheel)..... | set | 5.00 |
|-------|---|-----|------|



• **Brake Adjustment Hole Plugs**

Fits in small rectangular holes in backing plate.

**Part No. Description**

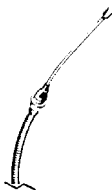
|        |   |      |      |
|--------|---|------|------|
| MEB146 | Metal snap in type, exact as GM made them. .... | each | 1.50 |
| ME145  | Rubber push-in type .....                       | each | .50  |



• **Park Brake Cables**

**Part No. Description**

|        |  |      |       |
|--------|--|------|-------|
| ME286  | 1937-46 1/2 ton short bed (metal wrapped as original) .....                  | each | 80.00 |
| MEB287 | 1937-46 1/2 ton short bed (vinyl cover replacement) .....                    | each | 62.50 |
| MEB285 | 1937-45 3/4 ton (6 bolt wheels) 11" brakes (metal wrapped as original) ..... | each | 64.50 |
| MEB284 | 1937-45 3/4 ton (6 bolt wheels) 14" brakes (metal wrapped as original) ..... | each | 64.50 |
| MEB286 | 1946 3/4 ton (8 bolt wheels) (metal wrapped as original) .....               | each | 64.50 |



• **Park Brake Cable Pulley**

**Part No. Description**

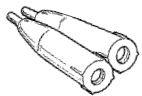
|        |                                      |      |      |
|--------|--------------------------------------|------|------|
| MEB288 | 1934-46 (3" diameter with bolt)..... | each | 7.95 |
|--------|--------------------------------------|------|------|



• **Park Brake Cable Boot**

**Part No. Description**

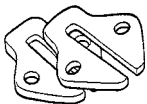
|       |              |      |      |
|-------|--------------|------|------|
| ME159 | 1936-59..... | pair | 3.75 |
|-------|--------------|------|------|



• **Park Brake Cable to Backing Plate Felt Gaskets**

**Part No. Description**

|       |                  |      |      |
|-------|------------------|------|------|
| ME161 | 1937-55 1st..... | pair | 4.75 |
|-------|------------------|------|------|



• **Park Brake Cable Clip**

**Part No. Description**

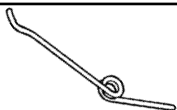
|       |   |      |      |
|-------|---|------|------|
| ME168 | 1936-50 1/2 ton and 1947-52 3/4, and 1 ton. Fits on rear of cable ..... | each | 7.75 |
|-------|---|------|------|



• **Park Brake Lever Squeeze Handle Spring**

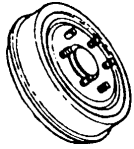
**Part No. Description**

|       |  |      |      |
|-------|--|------|------|
| ME436 | 1929-59 All models with hand lever ..... | each | 4.95 |
|-------|--|------|------|





...visit our website for **SPECIAL** savings!



### BRAKE PARTS (continued)

#### • Brake Drums

| Part No. | Description   |      |        |
|----------|---|------|--------|
| MEB125   | 1936-50 Front 1/2 ton (includes 6 studs)              | each | 109.95 |
| MEB130   | 1936-50 Rear 1/2 ton, 1937-45 3/4 ton (without studs) | each | 95.00  |
| MEB126   | 1946-52 Rear 3/4 ton (8 lug wheels)                   | each | 149.00 |



#### • Wheel Bearings with Race - Front

| Part No. | Description                                       |      |        |
|----------|---|------|--------|
| ME498    | 1929-40 1/2 ton inner                             | each | 65.00  |
| ME171    | 1929-59 1/2 ton outer                             | each | 39.75  |
| ME390    | 1936-52 3/4, 1, and 1-1/2 ton inner               | each | 78.95  |
| ME391    | 1936-52 3/4, 1, and 1-1/2 ton outer               | each | 51.80  |
| ME170    | 1941-59 1/2 ton inner                             | each | 59.50  |
| MEB992   | 1946-Mid 49 2 ton inner (1 9/16" inside diameter) | each | 145.00 |



#### • Wheel Bearings with Race - Rear

| Part No. | Description                                  |      |       |
|----------|--|------|-------|
| ME172    | 1933-62 1/2 ton and<br>1937-39 3/4 ton outer | each | 55.50 |
| MEB994   | 1936-57 1-1/2 ton outer, single speed axle   | each | 62.00 |
| MEB995   | 1937-57 1-1/2 ton inner, single speed axle   | each | 82.00 |
| ME454    | 1940-45 3/4, 1, and 1-1/2 ton outer          | each | 30.55 |
| ME392    | 1946-72 3/4 and 1 ton outer                  | each | 47.75 |
| ME435    | 1946-72 3/4 and 1 ton inner                  | each | 47.50 |



#### • Spindle Castellated Nut

Threads on spindle and secures wheel bearings. Allows use of required cotter pin.

| Part No. | Description                       |      |      |
|----------|-----------------------------------|------|------|
| ME504    | 1941-72 1/2 ton 3/4" x 20 threads | each | 2.95 |
| ME506    | 1946-72 3/4 ton and larger        | each | 4.10 |



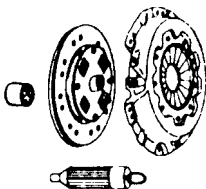
#### • Wheel Seals - Front

| Part No. | Description                   |      |       |
|----------|-------------------------------|------|-------|
| ME147    | 1929-40 1/2 ton               | each | 22.50 |
| ME309    | 1935-59 3/4, 1, and 1-1/2 ton | each | 17.95 |
| ME343    | 1941-59 1/2 ton               | each | 15.95 |
| ME798    | 1940-Early 49 2 ton           | each | 18.50 |



#### • Wheel Seals - Rear

| Part No. | Description   |      |       |
|----------|---|------|-------|
| ME149    | 1933-62 1/2 ton and<br>1933-45 3/4 and 1 ton, (o.d. 2 3/4") | each | 27.75 |
| ME304    | 1946-72 3/4 and 1 ton, (o.d. 3 15/16")                      | each | 10.75 |
| ME677    | 1937-59 1-1/2 ton and<br>1937-53 2 ton,                     | each | 29.50 |



### CLUTCH AND TRANSMISSION

#### • Clutch Kits - New

For those wanting all new parts we offer a complete kit for your older truck. Includes pressure plate, clutch disc, throw-out bearing, alignment tool, pilot bushing, and spline lube. No core charge!

| Part No. | Description                                |     |        |
|----------|--|-----|--------|
| MEE102   | 1938-53 1/2 ton, 9" normally with 3-speeds | kit | 190.00 |

# MECHANICAL



...visit our website for **SPECIAL** savings!

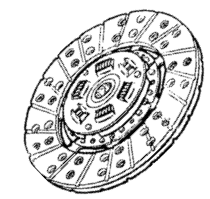


**CLUTCH AND TRANSMISSION (continued)**

• **Clutch Disc - New Replacement**

No core charge.

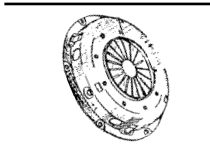
| Part No. | Description                                      | Price      |
|----------|--|------------|
| MEE256   | 1938-53 1/2 ton, 9" normally with 3-speeds ..... | each 59.00 |



• **Clutch Disc - Rebuilt General Motors Original**

Plus core charge.

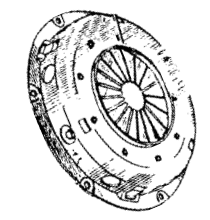
| Part No. | Description   | Price      |
|----------|---|------------|
| ME104    | 1938-53 1/2 ton, 9" normally with 3-speeds .....  | each 49.50 |
| ME405    | 1938-53 1/2, 3/4, 1, 1-1/2, and 2 ton, 10-3/4" normally with 4-speeds (for 9 bolt pressure plate) ..... | each 69.50 |
| ME106    | Core charge for ME104 .....   | core 20.00 |
| MEC366   | Core charge ME405.....  | core 65.00 |



• **Clutch Pressure Plate - New Replacement**

Diaphragm type. No core charge.

| Part No. | Description                                      | Price       |
|----------|--|-------------|
| MEE258   | 1938-53 1/2 ton, 9" normally with 3-speeds ..... | each 110.75 |



• **Clutch Pressure Plates - Rebuilt**

Diaphragm type. Plus core charge.

| Part No. | Description  | Price      |
|----------|--|------------|
| ME109    | 1938-53 1/2 ton, 9" normally with 3-speeds.....  | each 69.50 |
| ME407    | 1938-53 1/2, 3/4, 1, 1-1/2, and 2 ton, 10-3/4" normally with 4-speeds (9 bolts holding it to flywheel) ..... | each 89.00 |
| ME111    | Core charge for ME109 .....  | core 25.00 |
| MEC365   | Core charge for ME407 .....  | core 65.00 |



• **Clutch Release Bearing with Housing**

For diaphragm pressure plate.

| Part No. | Description  | Price      |
|----------|--|------------|
| ME113    | 1938-72 Throwout bearing for 6 cylinder. (1-7/8" long) ..... | each 33.80 |



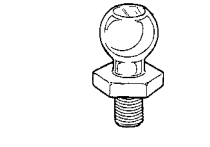
• **Clutch Alignment Tool**

| Part No. | Description     | Price     |
|----------|-----------------|-----------|
| MEE242   | 10 spline ..... | each 6.95 |



• **Clutch Pedal Pull-Back Spring**

| Part No. | Description  | Price     |
|----------|--------------|-----------|
| ME112    | 1932-40..... | each 6.95 |



• **Clutch Release Fork Ball**

Threads into bellhousing as original.

| Part No. | Description   | Price      |
|----------|---|------------|
| ME518    | 1938-59 Six cylinder, 7/16" x 20" male thread ..... | each 12.50 |



• **Clutch Release Fork Ball Retaining Spring Clip**

| Part No. | Description                              | Price     |
|----------|--|-----------|
| ME458    | 1938-72 Fits in clutch release fork..... | each 2.95 |

# MECHANICAL

*...visit our website for SPECIAL savings!*

|          | <p><b>CLUTCH AND TRANSMISSION (continued)</b></p> <ul style="list-style-type: none"> <li>• <b>Clutch Pilot Shaft Bushings and Bearings</b><br/>Presses into back of crankshaft.</li> </ul> <table style="width: 100%; border-collapse: collapse;"> <thead> <tr> <th style="text-align: left;">Part No.</th> <th style="text-align: left;">Description</th> <th style="text-align: right;"></th> <th style="text-align: right;"></th> </tr> </thead> <tbody> <tr> <td>ME479</td> <td>1940-72 Chevrolet, bushing, six cylinder and V-8 .....</td> <td>each</td> <td style="text-align: right;">4.75</td> </tr> <tr> <td>ME717</td> <td>1931-39 Chevrolet and<br/>1939-59 GMC, bearing .....</td> <td>each</td> <td style="text-align: right;">41.50</td> </tr> </tbody> </table>   | Part No. | Description |  |  | ME479   | 1940-72 Chevrolet, bushing, six cylinder and V-8 .....      | each | 4.75   | ME717  | 1931-39 Chevrolet and<br>1939-59 GMC, bearing .....       | each | 41.50 |       |   |      |       |
|----------|--|----------|-------------|--|--|---------|---|------|--------|--------|---|------|-------|-------|---|------|-------|
| Part No. | Description  |          |             |  |  |         |   |      |        |        |   |      |       |       |   |      |       |
| ME479    | 1940-72 Chevrolet, bushing, six cylinder and V-8 .....   | each     | 4.75        |  |  |         |   |      |        |        |   |      |       |       |   |      |       |
| ME717    | 1931-39 Chevrolet and<br>1939-59 GMC, bearing .....  | each     | 41.50       |  |  |         |   |      |        |        |   |      |       |       |   |      |       |
|          | <ul style="list-style-type: none"> <li>• <b>Clutch and Brake Pedal Shaft Bushings</b></li> </ul> <table style="width: 100%; border-collapse: collapse;"> <thead> <tr> <th style="text-align: left;">Part No.</th> <th style="text-align: left;">Description</th> <th style="text-align: right;"></th> <th style="text-align: right;"></th> </tr> </thead> <tbody> <tr> <td>ME114</td> <td>1929-46.....</td> <td>pair</td> <td style="text-align: right;">13.50</td> </tr> </tbody> </table>  | Part No. | Description |  |  | ME114   | 1929-46.....  | pair | 13.50  |        |   |      |       |       |   |      |       |
| Part No. | Description  |          |             |  |  |         |   |      |        |        |   |      |       |       |   |      |       |
| ME114    | 1929-46.....   | pair     | 13.50       |  |  |         |   |      |        |        |   |      |       |       |   |      |       |
|          | <ul style="list-style-type: none"> <li>• <b>Special Modified Bellhousing</b><br/>For those wanting to replace their original non-synchronized 4-speed transmission (1931-47) there is a solution. We have a later bellhousing modified to fit your existing pedal shaft. You can now use a more modern synchronized 4-speed from 1948-64.<br/><b>NOTE:</b> This can only be used when you decide to convert to an open drive shaft system and not keep the original closed drive shaft. Requires original battery to be slightly repositioned.<br/><b>Casting #3835201.</b></li> </ul> <table style="width: 100%; border-collapse: collapse;"> <thead> <tr> <th style="text-align: left;">Part No.</th> <th style="text-align: left;">Description</th> <th style="text-align: right;"></th> <th style="text-align: right;"></th> </tr> </thead> <tbody> <tr> <td>REME570</td> <td>1931-47 open drive shaft only! .....</td> <td>each</td> <td style="text-align: right;">125.00</td> </tr> <tr> <td>MEC200</td> <td>Core for REME570 above must be 1948-53 six cylinder .....</td> <td>each</td> <td style="text-align: right;">60.00</td> </tr> </tbody> </table> | Part No. | Description |  |  | REME570 | 1931-47 open drive shaft only! .....                        | each | 125.00 | MEC200 | Core for REME570 above must be 1948-53 six cylinder ..... | each | 60.00 |       |   |      |       |
| Part No. | Description  |          |             |  |  |         |   |      |        |        |   |      |       |       |   |      |       |
| REME570  | 1931-47 open drive shaft only! .....   | each     | 125.00      |  |  |         |   |      |        |        |   |      |       |       |   |      |       |
| MEC200   | Core for REME570 above must be 1948-53 six cylinder .....  | each     | 60.00       |  |  |         |   |      |        |        |   |      |       |       |   |      |       |
|          | <ul style="list-style-type: none"> <li>• <b>Transmission Overhaul Gasket Set</b></li> </ul> <table style="width: 100%; border-collapse: collapse;"> <thead> <tr> <th style="text-align: left;">Part No.</th> <th style="text-align: left;">Description</th> <th style="text-align: right;"></th> <th style="text-align: right;"></th> </tr> </thead> <tbody> <tr> <td>ME118</td> <td>1938-54 3-speed.....</td> <td>set</td> <td style="text-align: right;">15.50</td> </tr> <tr> <td>MEE121</td> <td>1939-47 4-speed.....</td> <td>set</td> <td style="text-align: right;">20.00</td> </tr> </tbody> </table>  | Part No. | Description |  |  | ME118   | 1938-54 3-speed.....  | set  | 15.50  | MEE121 | 1939-47 4-speed.....                                      | set  | 20.00 |       |   |      |       |
| Part No. | Description  |          |             |  |  |         |   |      |        |        |   |      |       |       |   |      |       |
| ME118    | 1938-54 3-speed.....   | set      | 15.50       |  |  |         |   |      |        |        |   |      |       |       |   |      |       |
| MEE121   | 1939-47 4-speed.....   | set      | 20.00       |  |  |         |   |      |        |        |   |      |       |       |   |      |       |
|          | <ul style="list-style-type: none"> <li>• <b>Transmission Shift Repair Insert and Compression Spring</b><br/>Removes wear from original tower for a tighter shift. Brass.</li> </ul> <table style="width: 100%; border-collapse: collapse;"> <thead> <tr> <th style="text-align: left;">Part No.</th> <th style="text-align: left;">Description</th> <th style="text-align: right;"></th> <th style="text-align: right;"></th> </tr> </thead> <tbody> <tr> <td>MET136</td> <td>1937-47 3-speed floor shift .....</td> <td>each</td> <td style="text-align: right;">19.95</td> </tr> </tbody> </table>   | Part No. | Description |  |  | MET136  | 1937-47 3-speed floor shift .....                           | each | 19.95  |        |   |      |       |       |   |      |       |
| Part No. | Description  |          |             |  |  |         |   |      |        |        |   |      |       |       |   |      |       |
| MET136   | 1937-47 3-speed floor shift .....  | each     | 19.95       |  |  |         |   |      |        |        |   |      |       |       |   |      |       |
|          | <ul style="list-style-type: none"> <li>• <b>4 Speed Lever Reverse Spring</b><br/>Fits by the shift knob and allows transmission to be put in reverse by driver's finger.</li> </ul> <table style="width: 100%; border-collapse: collapse;"> <thead> <tr> <th style="text-align: left;">Part No.</th> <th style="text-align: left;">Description</th> <th style="text-align: right;"></th> <th style="text-align: right;"></th> </tr> </thead> <tbody> <tr> <td>MET137</td> <td>1934-46 4-speed.....</td> <td>each</td> <td style="text-align: right;">8.95</td> </tr> </tbody> </table>   | Part No. | Description |  |  | MET137  | 1934-46 4-speed.....  | each | 8.95   |        |   |      |       |       |   |      |       |
| Part No. | Description  |          |             |  |  |         |   |      |        |        |   |      |       |       |   |      |       |
| MET137   | 1934-46 4-speed.....   | each     | 8.95        |  |  |         |   |      |        |        |   |      |       |       |   |      |       |
|          | <ul style="list-style-type: none"> <li>• <b>Transmission Bearings</b></li> </ul> <table style="width: 100%; border-collapse: collapse;"> <thead> <tr> <th style="text-align: left;">Part No.</th> <th style="text-align: left;">Description</th> <th style="text-align: right;"></th> <th style="text-align: right;"></th> </tr> </thead> <tbody> <tr> <td>ME303</td> <td>1932-36 3-speed, front input shaft bearing .....</td> <td>each</td> <td style="text-align: right;">39.55</td> </tr> <tr> <td>ME301</td> <td>1938-67 3-speed, front main input shaft bearing .....</td> <td>each</td> <td style="text-align: right;">52.50</td> </tr> <tr> <td>ME302</td> <td>1937-54 3-speed, rear main shaft bearing.....</td> <td>each</td> <td style="text-align: right;">47.50</td> </tr> </tbody> </table>  | Part No. | Description |  |  | ME303   | 1932-36 3-speed, front input shaft bearing .....            | each | 39.55  | ME301  | 1938-67 3-speed, front main input shaft bearing .....     | each | 52.50 | ME302 | 1937-54 3-speed, rear main shaft bearing..... | each | 47.50 |
| Part No. | Description  |          |             |  |  |         |   |      |        |        |   |      |       |       |   |      |       |
| ME303    | 1932-36 3-speed, front input shaft bearing .....   | each     | 39.55       |  |  |         |   |      |        |        |   |      |       |       |   |      |       |
| ME301    | 1938-67 3-speed, front main input shaft bearing .....  | each     | 52.50       |  |  |         |   |      |        |        |   |      |       |       |   |      |       |
| ME302    | 1937-54 3-speed, rear main shaft bearing.....  | each     | 47.50       |  |  |         |   |      |        |        |   |      |       |       |   |      |       |
|          | <ul style="list-style-type: none"> <li>• <b>Transmission Countershaft, 7-1/8" Long</b></li> </ul> <table style="width: 100%; border-collapse: collapse;"> <thead> <tr> <th style="text-align: left;">Part No.</th> <th style="text-align: left;">Description</th> <th style="text-align: right;"></th> <th style="text-align: right;"></th> </tr> </thead> <tbody> <tr> <td>MET108</td> <td>1937-40 used only with bushings .....</td> <td>each</td> <td style="text-align: right;">35.00</td> </tr> <tr> <td>MET100</td> <td>1941-59 used only with needle bearings .....</td> <td>each</td> <td style="text-align: right;">41.50</td> </tr> </tbody> </table>  | Part No. | Description |  |  | MET108  | 1937-40 used only with bushings .....                       | each | 35.00  | MET100 | 1941-59 used only with needle bearings .....              | each | 41.50 |       |   |      |       |
| Part No. | Description  |          |             |  |  |         |   |      |        |        |   |      |       |       |   |      |       |
| MET108   | 1937-40 used only with bushings .....  | each     | 35.00       |  |  |         |   |      |        |        |   |      |       |       |   |      |       |
| MET100   | 1941-59 used only with needle bearings .....   | each     | 41.50       |  |  |         |   |      |        |        |   |      |       |       |   |      |       |
|          | <ul style="list-style-type: none"> <li>• <b>Transmission Needle Bearings, 3-Speed</b></li> </ul> <table style="width: 100%; border-collapse: collapse;"> <thead> <tr> <th style="text-align: left;">Part No.</th> <th style="text-align: left;">Description</th> <th style="text-align: right;"></th> <th style="text-align: right;"></th> </tr> </thead> <tbody> <tr> <td>ME729</td> <td>1940-54 Between cluster gear and countershaft, MET100 .....</td> <td>set</td> <td style="text-align: right;">12.75</td> </tr> <tr> <td>ME741</td> <td>1937-62 Between input shaft and front of main shaft .....</td> <td>set</td> <td style="text-align: right;">11.75</td> </tr> </tbody> </table>  | Part No. | Description |  |  | ME729   | 1940-54 Between cluster gear and countershaft, MET100 ..... | set  | 12.75  | ME741  | 1937-62 Between input shaft and front of main shaft ..... | set  | 11.75 |       |   |      |       |
| Part No. | Description  |          |             |  |  |         |   |      |        |        |   |      |       |       |   |      |       |
| ME729    | 1940-54 Between cluster gear and countershaft, MET100 .....  | set      | 12.75       |  |  |         |   |      |        |        |   |      |       |       |   |      |       |
| ME741    | 1937-62 Between input shaft and front of main shaft .....  | set      | 11.75       |  |  |         |   |      |        |        |   |      |       |       |   |      |       |

# MECHANICAL



...visit our website for **SPECIAL savings!**

**CLUTCH AND TRANSMISSION (continued)**

• **Transmission Main Shaft Pilot Bearing**

Fit between front drive gear shaft and main shaft inside transmission.

| Part No. | Description              | Price |
|----------|--------------------------|-------|
| MET109   | 1931-47 4 speed.....each | 24.50 |

• **Transmission Small Parts Kit**


Includes needle bearings, thrust washers, snap rings, etc.

| Part No. | Description                  | Price |
|----------|------------------------------|-------|
| MET150   | 1940-63 3-speed only.....kit | 43.75 |



• **Transmission Front Bearing Retainer**

| Part No. | Description                                | Price |
|----------|--|-------|
| MET110   | 1946-47 4 Speed (casting #591605).....each | 45.50 |
| MET111   | 1938-46 4 Speed (casting #591327).....each | 45.50 |



**COOLING SYSTEM**

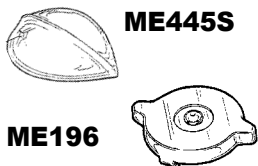
• **Radiator**

Now available! A complete new radiator, not re-cored. For the original six cylinder Chevrolet pickup. Correct 3 row brass construction as once provided by GM for proper cooling.

| Part No. | Description                             | Price  |
|----------|---|--------|
| MER810   | 1941-46 1/2 and 3/4 ton 3 core.....each | 525.00 |

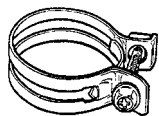
• **Radiator Support Core Mount Pads**

| Part No. | Description  | Price |
|----------|--|-------|
| ME731    | 1940-46 Chevrolet and GMC (fits at sides).....pair | 1.70  |



• **Radiator Caps**

| Part No. | Description  | Price |
|----------|--|-------|
| ME445S   | 1934-36 Stainless steel top, Chevrolet.....each            | 26.50 |
| ME270    | 1937-46 Non-pressure type.....each                         | 9.50  |
| ME196    | 1937-46 4 pound rating (for pressure system only).....each | 10.95 |



• **Radiator Hose Clamps**

Original flat type very close to those used by GM.

| Part No. | Description                            | Price |
|----------|--|-------|
| ME197    | 1937-55 1st 216 engine, upper.....each | 2.50  |
| ME1981   | 1937-53 216 engine, lower.....each     | 2.75  |



• **Radiator Hose**

New black reinforced rubber to perfectly fit your truck.

| Part No. | Description   | Price |
|----------|---|-------|
| ME2811   | 1934-36 Straight upper hose.....each  | 8.95  |
| ME2812   | 1937-46 Straight upper hose.....each  | 8.95  |
| ME465    | 1937-46 One metal angle with pair of straight rubber hoses plus four clamps. Lower hose.....set | 35.00 |



• **Thermostat**

| Part No. | Description                 | Price |
|----------|-----------------------------|-------|
| MEE490   | 1937-66 180 degree.....each | 8.95  |



• **Radiator Petcock**

| Part No. | Description                          | Price |
|----------|--------------------------------------|-------|
| ME7401   | With brass 1/8" pipe thread.....each | 5.00  |
| ME740    | With brass 1/4" pipe thread.....each | 4.75  |



# MECHANICAL

*...visit our website for SPECIAL savings!*

|   | <p><b>COOLING SYSTEM (continued)</b><br/> <b>• Temperature Gauge Reduction Bushing</b><br/>           For reducing size of hole in head when placing a 1955 and newer 235 engine in a 1954 and older truck. Accepts mechanical heat tube from dash gauge.</p> <table style="width: 100%; border-collapse: collapse;"> <thead> <tr> <th style="text-align: left;">Part No.</th> <th style="text-align: left;">Description</th> <th style="text-align: right;"></th> <th style="text-align: right;"></th> </tr> </thead> <tbody> <tr> <td>ME275</td> <td>1954 and older. Chevrolet only .....</td> <td>each</td> <td style="text-align: right;">6.50</td> </tr> </tbody> </table>  | Part No. | Description |  |  | ME275   | 1954 and older. Chevrolet only .....   | each | 6.50   |        |  |      |        |        |   |      |        |       |   |      |       |
|--|--|----------|-------------|--|--|---------|--|------|--------|--------|--|------|--------|--------|---|------|--------|-------|---|------|-------|
| Part No.   | Description  |          |             |  |  |         |  |      |        |        |  |      |        |        |   |      |        |       |   |      |       |
| ME275  | 1954 and older. Chevrolet only .....   | each     | 6.50        |  |  |         |  |      |        |        |  |      |        |        |   |      |        |       |   |      |       |
|   | <p><b>• Water Pumps - New</b><br/>           No core charge.</p> <table style="width: 100%; border-collapse: collapse;"> <thead> <tr> <th style="text-align: left;">Part No.</th> <th style="text-align: left;">Description</th> <th style="text-align: right;"></th> <th style="text-align: right;"></th> </tr> </thead> <tbody> <tr> <td>ME280</td> <td>1941-52 Chevrolet with 5/8" groove pulley .....</td> <td>each</td> <td style="text-align: right;">120.00</td> </tr> <tr> <td>ME360</td> <td>1939-59 GMC, with 5/8" groove pulley .....</td> <td>each</td> <td style="text-align: right;">149.00</td> </tr> <tr> <td>MEE364</td> <td>1939-59 GMC with 7/8" groove pulley .....</td> <td>each</td> <td style="text-align: right;">149.00</td> </tr> </tbody> </table>  | Part No. | Description |  |  | ME280   | 1941-52 Chevrolet with 5/8" groove pulley .....                                  | each | 120.00 | ME360  | 1939-59 GMC, with 5/8" groove pulley ..... | each | 149.00 | MEE364 | 1939-59 GMC with 7/8" groove pulley ..... | each | 149.00 |       |   |      |       |
| Part No.   | Description  |          |             |  |  |         |  |      |        |        |  |      |        |        |   |      |        |       |   |      |       |
| ME280  | 1941-52 Chevrolet with 5/8" groove pulley .....  | each     | 120.00      |  |  |         |  |      |        |        |  |      |        |        |   |      |        |       |   |      |       |
| ME360  | 1939-59 GMC, with 5/8" groove pulley .....   | each     | 149.00      |  |  |         |  |      |        |        |  |      |        |        |   |      |        |       |   |      |       |
| MEE364   | 1939-59 GMC with 7/8" groove pulley .....  | each     | 149.00      |  |  |         |  |      |        |        |  |      |        |        |   |      |        |       |   |      |       |
|   | <p><b>• Water Pump with Short Shaft</b><br/>           Used when installing a 1955-62 235 engine in a 1937-55 Chevrolet truck. Eliminates the need to move the radiator forward. Includes proper narrow pulley with 3/8" groove. Plus core charge. (Over a thousand sold! They work great.)</p> <table style="width: 100%; border-collapse: collapse;"> <thead> <tr> <th style="text-align: left;">Part No.</th> <th style="text-align: left;">Description</th> <th style="text-align: right;"></th> <th style="text-align: right;"></th> </tr> </thead> <tbody> <tr> <td>REME205</td> <td>1937-55 1st Chevrolet (no core charge) .....</td> <td>each</td> <td style="text-align: right;">130.00</td> </tr> </tbody> </table>  | Part No. | Description |  |  | REME205 | 1937-55 1st Chevrolet (no core charge) .....                                     | each | 130.00 |        |  |      |        |        |   |      |        |       |   |      |       |
| Part No.   | Description  |          |             |  |  |         |  |      |        |        |  |      |        |        |   |      |        |       |   |      |       |
| REME205  | 1937-55 1st Chevrolet (no core charge) .....   | each     | 130.00      |  |  |         |  |      |        |        |  |      |        |        |   |      |        |       |   |      |       |
| <div style="display: flex; align-items: center;"> <div style="margin-right: 10px;">  </div>  </div> | <p><b>• Water Pump Adapter Plate</b><br/>           When placing a 1955-62 Chevrolet in-line six cylinder in a 1954 and older truck some do not want a modified short shaft low position water pump. If you prefer the high position 216 water pump in the stock location, this adapter plate is for you.<br/> <b>Note:</b> Requires drilling two 5/16" diameter holes in front engine block 3/4" deep and then tap new threads.</p> <table style="width: 100%; border-collapse: collapse;"> <thead> <tr> <th style="text-align: left;">Part No.</th> <th style="text-align: left;">Description</th> <th style="text-align: right;"></th> <th style="text-align: right;"></th> </tr> </thead> <tbody> <tr> <td>MEE390</td> <td>Adapter plate .....</td> <td>each</td> <td style="text-align: right;">47.00</td> </tr> </tbody> </table>  | Part No. | Description |  |  | MEE390  | Adapter plate .....  | each | 47.00  |        |  |      |        |        |   |      |        |       |   |      |       |
| Part No.   | Description  |          |             |  |  |         |  |      |        |        |  |      |        |        |   |      |        |       |   |      |       |
| MEE390   | Adapter plate .....  | each     | 47.00       |  |  |         |  |      |        |        |  |      |        |        |   |      |        |       |   |      |       |
|   | <p><b>• Water Pump Graphite Packing</b><br/>           Stops leaks around shaft of these early pumps.</p> <table style="width: 100%; border-collapse: collapse;"> <thead> <tr> <th style="text-align: left;">Part No.</th> <th style="text-align: left;">Description</th> <th style="text-align: right;"></th> <th style="text-align: right;"></th> </tr> </thead> <tbody> <tr> <td>ME830</td> <td>1926-36 Chevrolet .....</td> <td>set</td> <td style="text-align: right;">6.00</td> </tr> </tbody> </table>  | Part No. | Description |  |  | ME830   | 1926-36 Chevrolet .....  | set  | 6.00   |        |  |      |        |        |   |      |        |       |   |      |       |
| Part No.   | Description  |          |             |  |  |         |  |      |        |        |  |      |        |        |   |      |        |       |   |      |       |
| ME830  | 1926-36 Chevrolet .....  | set      | 6.00        |  |  |         |  |      |        |        |  |      |        |        |   |      |        |       |   |      |       |
|   | <p><b>• Fan - Correct 15" Overall Length</b></p> <table style="width: 100%; border-collapse: collapse;"> <thead> <tr> <th style="text-align: left;">Part No.</th> <th style="text-align: left;">Description</th> <th style="text-align: right;"></th> <th style="text-align: right;"></th> </tr> </thead> <tbody> <tr> <td>MEE243</td> <td>Fits 216 Engine. This unit also required on REME205 short shaft water pump .....</td> <td>each</td> <td style="text-align: right;">29.00</td> </tr> </tbody> </table>   | Part No. | Description |  |  | MEE243  | Fits 216 Engine. This unit also required on REME205 short shaft water pump ..... | each | 29.00  |        |  |      |        |        |   |      |        |       |   |      |       |
| Part No.   | Description  |          |             |  |  |         |  |      |        |        |  |      |        |        |   |      |        |       |   |      |       |
| MEE243   | Fits 216 Engine. This unit also required on REME205 short shaft water pump .....   | each     | 29.00       |  |  |         |  |      |        |        |  |      |        |        |   |      |        |       |   |      |       |
|   | <p><b>• Fan Belts</b></p> <table style="width: 100%; border-collapse: collapse;"> <thead> <tr> <th style="text-align: left;">Part No.</th> <th style="text-align: left;">Description</th> <th style="text-align: right;"></th> <th style="text-align: right;"></th> </tr> </thead> <tbody> <tr> <td>ME208</td> <td>1937-52 Chevrolet. For 5/8" groove pulley .....</td> <td>each</td> <td style="text-align: right;">14.95</td> </tr> <tr> <td>MEE241</td> <td>1939-59 GMC. For 3/8" groove pulley .....</td> <td>each</td> <td style="text-align: right;">19.75</td> </tr> <tr> <td>MEE240</td> <td>1939-59 GMC. For 5/8" groove pulley .....</td> <td>each</td> <td style="text-align: right;">22.75</td> </tr> <tr> <td>ME875</td> <td>1937-55 Chevrolet. For short shaft water pump REME205 .....</td> <td>each</td> <td style="text-align: right;">15.50</td> </tr> </tbody> </table> | Part No. | Description |  |  | ME208   | 1937-52 Chevrolet. For 5/8" groove pulley .....                                  | each | 14.95  | MEE241 | 1939-59 GMC. For 3/8" groove pulley .....  | each | 19.75  | MEE240 | 1939-59 GMC. For 5/8" groove pulley ..... | each | 22.75  | ME875 | 1937-55 Chevrolet. For short shaft water pump REME205 ..... | each | 15.50 |
| Part No.   | Description  |          |             |  |  |         |  |      |        |        |  |      |        |        |   |      |        |       |   |      |       |
| ME208  | 1937-52 Chevrolet. For 5/8" groove pulley .....  | each     | 14.95       |  |  |         |  |      |        |        |  |      |        |        |   |      |        |       |   |      |       |
| MEE241   | 1939-59 GMC. For 3/8" groove pulley .....  | each     | 19.75       |  |  |         |  |      |        |        |  |      |        |        |   |      |        |       |   |      |       |
| MEE240   | 1939-59 GMC. For 5/8" groove pulley .....  | each     | 22.75       |  |  |         |  |      |        |        |  |      |        |        |   |      |        |       |   |      |       |
| ME875  | 1937-55 Chevrolet. For short shaft water pump REME205 .....  | each     | 15.50       |  |  |         |  |      |        |        |  |      |        |        |   |      |        |       |   |      |       |

# MECHANICAL



...visit our website for SPECIAL savings!

## DRIVESHAFT AND DIFFERENTIAL PARTS

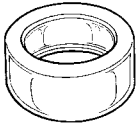
### • Carrier Bearings and Cushion



#### Part No. Description

|        |   |      |       |
|--------|---|------|-------|
| ME397B | 1940-56 1/2 ton, inner axle carrier bearing.....                  | each | 47.50 |
| ME397R | 1940-56 1/2 ton, inner axle carrier bearing race.....             | each | 19.50 |
| MEB272 | 1946-72 3/4 and 1 ton, inner axle carrier bearing and race.....   | each | 57.00 |
| ME399  | 1946-53 3/4 ton, drive shaft carrier bearing .....                | each | 39.50 |
| ME467  | 1941-53 3/4 ton, drive shaft carrier bearing rubber cushion ..... | each | 11.50 |

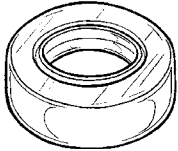
### • Pinion Seal for Differential Housing



#### Part No. Description

|       |                                     |      |       |
|-------|-------------------------------------|------|-------|
| ME728 | 1941-45 3/4, 1, and 1-1/2 ton ..... | each | 13.00 |
| ME427 | 1946-65 3/4, 1, and 1-1/2 ton ..... | each | 18.95 |

### • Pinion Bearing and Race



#### Part No. Description

|        |   |      |        |
|--------|---|------|--------|
| MEP394 | 1930-39 1/2 ton, front pinion bearing (double roller) .....   | each | 79.50  |
| ME395  | 1940-54 1/2 ton, front pinion (double roller).....  | each | 74.50  |
| ME396  | 1936-54 1/2 ton, rear pinion.....   | each | 59.50  |
| MEP397 | 1946-72 3/4 and 1 ton, front pinion assembly consists of a pair of bearings and matching race ..... | set  | 225.00 |

### • Differential Cover (Inspection plate) Chrome



This new 10 bolt cover includes gasket and metal drain plug. For a little extra "flash" it has been polished and chrome plated. It will be quickly noticed by following traffic!

#### Part No. Description

|       |                      |     |       |
|-------|----------------------|-----|-------|
| HP245 | 1937-62 1/2 ton..... | set | 49.95 |
|-------|----------------------|-----|-------|

### • Differential Housing Cover Bolt Washers



Special copper coated crush washers used under bolt heads that secure inspection plate. These were used by GM to prevent seepage of differential grease.

#### Part No. Description

|        |                              |      |      |
|--------|------------------------------|------|------|
| MEE550 | 1/2 ton (copper coated)..... | each | 1.25 |
|--------|------------------------------|------|------|

### • Differential Housing Cover Gaskets



#### Part No. Description

|       |  |      |       |
|-------|--|------|-------|
| ME292 | 1933-62 1/2 ton (For 10 bolt covers) ..... | each | 8.50  |
| ME549 | 1946-72 3/4 and 1 ton.....                 | each | 10.50 |

### • Universal Joint-Complete



#### Part No. Description

|        |  |      |        |
|--------|--|------|--------|
| ME636  | 1934-36 1/2 ton 3-speed .....                            | each | 190.00 |
| ME1232 | 1937-39 1/2 ton 3-speed .....                            | each | 190.00 |
| ME1231 | 1940-47 1/2 ton 3-speed (floor shift transmission) ..... | each | 190.00 |

### • Universal Joint Repair Kit



Connects the front and rear yolk on closed drive shaft systems.

#### Part No. Description

|       |   |      |       |
|-------|---|------|-------|
| ME453 | 1940-54 1/2 ton only, 3 and 4-speed ..... | each | 43.50 |
|-------|---|------|-------|

*...visit our website for SPECIAL savings!*

**DRIVESHAFT AND DIFFERENTIAL PARTS (continued)**

• **Universal Joint Lock Clip**

Replaces the bolt head retaining "bend over" clip between the 2 yolks.



| Part No. | Description  | each | Price |
|----------|--|------|-------|
| ME690    | 1940-54 1/2 ton only, 3 and 4-speed<br>(included in ME453) ..... | each | 2.95  |

• **Universal Joint Lock Clip Bolt**




| Part No. | Description  | each | Price |
|----------|--|------|-------|
| MES104   | 1940-54 1/2 ton (hardend steel) Made in USA! ..... | each | 3.20  |

• **Universal Joint Housing and Bell Gasket Sets**

| Part No. | Description                               | set | Price |
|----------|---|-----|-------|
| ME124    | 1935-54 1/2 ton, short bed.....           | set | 17.50 |
| ME820    | 1937-54 GMC only. 1/2 ton, long bed ..... | set | 34.50 |

• **Drive Shaft Bushing and Seal Assemblies**

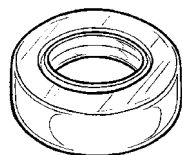
Stop drive shaft and U-joint whip which causes leaking transmission grease into the differential. No need to remove drive shaft or tear down differential. Just drive in this new assembly after removing the old front bushing and seal. Instructions included. Invented in the 1960's to save repair time.



| Part No. | Description                | each | Price |
|----------|----------------------------|------|-------|
| ME125    | 1940-50 1/2 ton.....       | each | 83.50 |
| ME127    | Bushing removal tool ..... | each | 53.00 |

• **Drive Shaft Torque Tube Seal Only**

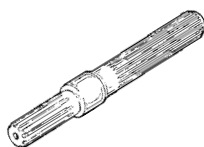
Fits in end of short tube extension beside front drive shaft bushing.



| Part No. | Description                              | each | Price |
|----------|--|------|-------|
| ME126    | 1940-50 1/2 ton (included in ME125)..... | each | 15.50 |
| ME468    | 1937-54 3/4 and 1 ton.....               | each | 14.95 |

• **Drive Shaft Extension, GMC Only**

Finally an exact heat treated replacement of the approximate 8 inch drive shaft used on the GMC long bed 1/2 ton. Limited production. Hand made in USA!



| Part No. | Description                        | each | Price  |
|----------|------------------------------------|------|--------|
| ME470    | 1937-54 GMC 1/2 ton long bed ..... | each | 259.75 |

• **Drive Shaft Extension Bearing**

Used with ME470.

| Part No. | Description                        | each | Price |
|----------|------------------------------------|------|-------|
| ME470B   | 1937-54 GMC 1/2 ton long bed ..... | each | 54.95 |

# MECHANICAL



...visit our website for SPECIAL savings!

## ENGINE ELECTRICAL


### • Starters - Rebuilt

Ready to install. Plus core charge.

#### Part No. Description

|         |  |      |        |
|---------|--|------|--------|
| REME742 | 1934-36 6 volt.....                              | each | 175.00 |
| REME743 | 1937 6 volt.....                                 | each | 175.00 |
| REME425 | 1938-55 1st 6 volt. With foot switch on top..... | each | 175.00 |
| REME428 | 1938-55 1st 6 volt. Solenoid style from car..... | each | 175.00 |
| ME535   | Core charge for REME742 and REME743.....         | core | 75.00  |
| MEC536  | Core charge for REME425 and REME428.....         | core | 50.00  |

**NOTE:** REME428 is used if you wish to start your truck from a push button and not use original floor start button.



### • Starter Drive

#### Part No. Description

|       |                                     |      |       |
|-------|-------------------------------------|------|-------|
| ME763 | 1938-55 1st For 6 volt starter..... | each | 25.00 |
|-------|-------------------------------------|------|-------|



### • Starter Drive Spring

#### Part No. Description

|       |              |      |       |
|-------|--------------|------|-------|
| ME911 | 1934-37..... | each | 11.95 |
|-------|--------------|------|-------|



### • Starter Pedal Return Spring and Clip

#### Part No. Description

|       |                           |      |      |
|-------|---------------------------|------|------|
| ME401 | 1938-59 six cylinder..... | each | 6.95 |
|-------|---------------------------|------|------|



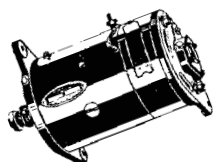
### • Generators - Rebuilt Chevrolet

Ready to install. Plus core charge.

#### Part No. Description

|          |  |      |        |
|----------|--|------|--------|
| REME733  | 1929-39 6 volt. When original type cutout is used on top of generator. Limited availability. <b>Usually need your core</b> ..... | each | 160.00 |
| REME4497 | 1940-52 6 volt. 7" with 5/8" groove pulley.....  | each | 125.00 |
| REME4498 | 1940-52 6 volt. 8" with 5/8" groove pulley.....  | each | 125.00 |
| USME536  | Core charge for REME449.....   | core | 35.00  |
| USME537  | Core charge for REME733.....   | core | 65.00  |


**NOTE:** If used on a GMC engine, keep this pulley to put on your new rebuilt generator!



### • Distributors - Rebuilt

#### Part No. Description

|          |   |      |        |
|----------|---|------|--------|
| REME227C | 1937-53 Chevrolet and 1939-53 GMC.....  | each | 125.00 |
| REME226C | 1954-62 Chevrolet and 1954-59 GMC.....  | each | 105.00 |
| ME268    | Core charge for above distributors..... | core | 30.00  |




### • Distributor Vacuum Advance

Quality zinc plated surface.

#### Part No. Description









|         |                                  |      |       |
|---------|----------------------------------|------|-------|
| REME253 | 1937-62 Inline six cylinder..... | each | 39.95 |
|---------|----------------------------------|------|-------|





# MECHANICAL

*...visit our website for SPECIAL savings!*

|     | <p><b>ENGINE ELECTRICAL (continued)</b><br/> <b>• Vacuum Advance Lines</b><br/>           From vacuum advance to original Carter W-1 carburetor. 100% authentic in appearance, application, and fit!</p> <table style="width: 100%; border-collapse: collapse;"> <thead> <tr> <th style="text-align: left;">Part No.</th> <th style="text-align: left;">Description</th> <th style="text-align: right;">each</th> <th style="text-align: right;">Price</th> </tr> </thead> <tbody> <tr> <td>MEE198</td> <td>1937-49 Chevrolet, OE steel .....</td> <td>each</td> <td style="text-align: right;">29.75</td> </tr> <tr> <td>MEE199</td> <td>1937-49 Chevrolet, stainless .....</td> <td>each</td> <td style="text-align: right;">34.00</td> </tr> </tbody> </table> | Part No. | Description | each | Price | MEE198 | 1937-49 Chevrolet, OE steel .....                               | each | 29.75 | MEE199 | 1937-49 Chevrolet, stainless .....    | each | 34.00 |
|--|---|----------|-------------|------|-------|--------|---|------|-------|--------|---------------------------------------|------|-------|
| Part No.   | Description   | each     | Price       |      |       |        |   |      |       |        |                                       |      |       |
| MEE198   | 1937-49 Chevrolet, OE steel .....   | each     | 29.75       |      |       |        |   |      |       |        |                                       |      |       |
| MEE199   | 1937-49 Chevrolet, stainless .....  | each     | 34.00       |      |       |        |   |      |       |        |                                       |      |       |
|     | <p><b>• Spark Plugs</b></p> <table style="width: 100%; border-collapse: collapse;"> <thead> <tr> <th style="text-align: left;">Part No.</th> <th style="text-align: left;">Description</th> <th style="text-align: right;">each</th> <th style="text-align: right;">Price</th> </tr> </thead> <tbody> <tr> <td>ME452</td> <td>1937-40 Chevrolet and 1939-59 GMC, 13mm size .....</td> <td>each</td> <td style="text-align: right;">2.95</td> </tr> <tr> <td>ME451</td> <td>1941-48 Chevrolet, 10mm size .....</td> <td>each</td> <td style="text-align: right;">2.95</td> </tr> </tbody> </table>   | Part No. | Description | each | Price | ME452  | 1937-40 Chevrolet and 1939-59 GMC, 13mm size .....              | each | 2.95  | ME451  | 1941-48 Chevrolet, 10mm size .....    | each | 2.95  |
| Part No.   | Description   | each     | Price       |      |       |        |   |      |       |        |                                       |      |       |
| ME452  | 1937-40 Chevrolet and 1939-59 GMC, 13mm size .....  | each     | 2.95        |      |       |        |   |      |       |        |                                       |      |       |
| ME451  | 1941-48 Chevrolet, 10mm size .....  | each     | 2.95        |      |       |        |   |      |       |        |                                       |      |       |
|     | <p><b>• Distributor Cap</b></p> <table style="width: 100%; border-collapse: collapse;"> <thead> <tr> <th style="text-align: left;">Part No.</th> <th style="text-align: left;">Description</th> <th style="text-align: right;">each</th> <th style="text-align: right;">Price</th> </tr> </thead> <tbody> <tr> <td>ME293</td> <td>1933-53 Chevrolet 216 engine and<br/>1939-59 GMC (2" tall) .....</td> <td>each</td> <td style="text-align: right;">17.50</td> </tr> </tbody> </table>   | Part No. | Description | each | Price | ME293  | 1933-53 Chevrolet 216 engine and<br>1939-59 GMC (2" tall) ..... | each | 17.50 |        |                                       |      |       |
| Part No.   | Description   | each     | Price       |      |       |        |   |      |       |        |                                       |      |       |
| ME293  | 1933-53 Chevrolet 216 engine and<br>1939-59 GMC (2" tall) .....   | each     | 17.50       |      |       |        |   |      |       |        |                                       |      |       |
|    | <p><b>• Distributor Point Sets</b></p> <table style="width: 100%; border-collapse: collapse;"> <thead> <tr> <th style="text-align: left;">Part No.</th> <th style="text-align: left;">Description</th> <th style="text-align: right;">each</th> <th style="text-align: right;">Price</th> </tr> </thead> <tbody> <tr> <td>ME384</td> <td>1933-53 Chevrolet and 1939-59 GMC (2 1/8" long) .....</td> <td>each</td> <td style="text-align: right;">15.75</td> </tr> <tr> <td>ME385</td> <td>1954-62 Chevrolet (1 3/4" long) .....</td> <td>each</td> <td style="text-align: right;">14.95</td> </tr> </tbody> </table>  | Part No. | Description | each | Price | ME384  | 1933-53 Chevrolet and 1939-59 GMC (2 1/8" long) .....           | each | 15.75 | ME385  | 1954-62 Chevrolet (1 3/4" long) ..... | each | 14.95 |
| Part No.   | Description   | each     | Price       |      |       |        |   |      |       |        |                                       |      |       |
| ME384  | 1933-53 Chevrolet and 1939-59 GMC (2 1/8" long) .....   | each     | 15.75       |      |       |        |   |      |       |        |                                       |      |       |
| ME385  | 1954-62 Chevrolet (1 3/4" long) .....   | each     | 14.95       |      |       |        |   |      |       |        |                                       |      |       |
|   | <p><b>• Distributor Rotor</b></p> <table style="width: 100%; border-collapse: collapse;"> <thead> <tr> <th style="text-align: left;">Part No.</th> <th style="text-align: left;">Description</th> <th style="text-align: right;">each</th> <th style="text-align: right;">Price</th> </tr> </thead> <tbody> <tr> <td>ME381</td> <td>1933-53 Chevrolet and<br/>1939-59 GMC .....</td> <td>each</td> <td style="text-align: right;">6.50</td> </tr> </tbody> </table>   | Part No. | Description | each | Price | ME381  | 1933-53 Chevrolet and<br>1939-59 GMC .....                      | each | 6.50  |        |                                       |      |       |
| Part No.   | Description   | each     | Price       |      |       |        |   |      |       |        |                                       |      |       |
| ME381  | 1933-53 Chevrolet and<br>1939-59 GMC .....  | each     | 6.50        |      |       |        |   |      |       |        |                                       |      |       |
|   | <p><b>• Distributor Condensers</b></p> <table style="width: 100%; border-collapse: collapse;"> <thead> <tr> <th style="text-align: left;">Part No.</th> <th style="text-align: left;">Description</th> <th style="text-align: right;">each</th> <th style="text-align: right;">Price</th> </tr> </thead> <tbody> <tr> <td>ME387</td> <td>1933-62 Chevrolet .....</td> <td>each</td> <td style="text-align: right;">6.75</td> </tr> <tr> <td>ME389</td> <td>1937-59 GMC .....</td> <td>each</td> <td style="text-align: right;">9.75</td> </tr> </tbody> </table>  | Part No. | Description | each | Price | ME387  | 1933-62 Chevrolet .....   | each | 6.75  | ME389  | 1937-59 GMC .....                     | each | 9.75  |
| Part No.   | Description   | each     | Price       |      |       |        |   |      |       |        |                                       |      |       |
| ME387  | 1933-62 Chevrolet .....   | each     | 6.75        |      |       |        |   |      |       |        |                                       |      |       |
| ME389  | 1937-59 GMC .....   | each     | 9.75        |      |       |        |   |      |       |        |                                       |      |       |
|  | <p><b>ENGINE COMPONENTS</b></p> <p><b>• Engine Hand Crank</b><br/>           Originally an option. Used when hand starting engine if battery is low.</p> <table style="width: 100%; border-collapse: collapse;"> <thead> <tr> <th style="text-align: left;">Part No.</th> <th style="text-align: left;">Description</th> <th style="text-align: right;">each</th> <th style="text-align: right;">Price</th> </tr> </thead> <tbody> <tr> <td>MEE506</td> <td>1932-52 Pickup and big truck .....</td> <td>each</td> <td style="text-align: right;">75.00</td> </tr> </tbody> </table>   | Part No. | Description | each | Price | MEE506 | 1932-52 Pickup and big truck .....                              | each | 75.00 |        |                                       |      |       |
| Part No.   | Description   | each     | Price       |      |       |        |   |      |       |        |                                       |      |       |
| MEE506   | 1932-52 Pickup and big truck .....  | each     | 75.00       |      |       |        |   |      |       |        |                                       |      |       |
|   | <p><b>• Motor Mount Shield</b><br/>           The sheet metal cover that protects the front rubber mount from oil. An item that is usually missing.</p> <table style="width: 100%; border-collapse: collapse;"> <thead> <tr> <th style="text-align: left;">Part No.</th> <th style="text-align: left;">Description</th> <th style="text-align: right;">each</th> <th style="text-align: right;">Price</th> </tr> </thead> <tbody> <tr> <td>ME533</td> <td>1932-55 1st Chevrolet and<br/>1939-55 GMC six cylinders .....</td> <td>each</td> <td style="text-align: right;">10.75</td> </tr> </tbody> </table>  | Part No. | Description | each | Price | ME533  | 1932-55 1st Chevrolet and<br>1939-55 GMC six cylinders .....    | each | 10.75 |        |                                       |      |       |
| Part No.   | Description   | each     | Price       |      |       |        |   |      |       |        |                                       |      |       |
| ME533  | 1932-55 1st Chevrolet and<br>1939-55 GMC six cylinders .....  | each     | 10.75       |      |       |        |   |      |       |        |                                       |      |       |

# MECHANICAL



...visit our website for SPECIAL savings!

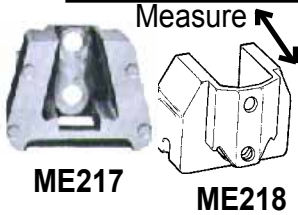


**ENGINE COMPONENTS (continued)**

• **Motor Mount - Front**

For six cylinder engines, fits in your original steel housing.

| Part No. | Description      |      |       |
|----------|------------------|------|-------|
| ME216    | 1932-55 1st..... | each | 11.50 |



• **Motor Mounts - Rear (per side)**

For six cylinder engines.

| Part No. | Description                        |      |       |
|----------|------------------------------------|------|-------|
| ME217    | 1937-47 (3": wide).....            | each | 22.00 |
| ME218    | 1948-53 1/2 ton only, 2" wide..... | each | 19.95 |



• **Valve Cover Stud Top Seals**

| Part No. | Description   |      |      |
|----------|---|------|------|
| ME214    | 1934-53 Chevrolet 216 engine and<br>1939-59 GMC ..... | pair | 2.75 |



• **Valve Cover Acorn Nuts**

For securing cover to head. Non-polished stainless steel. Looks original!

| Part No. | Description   |      |      |
|----------|---|------|------|
| ME213    | 1934-53 Chevrolet 216 engine and<br>1939-59 GMC ..... | pair | 5.00 |



• **Engine Gasket Sets (6 Cylinder)**

American made quality gaskets.

**Overhaul gasket sets.**

| Part No. | Description   |     |        |
|----------|---|-----|--------|
| ME475    | 1935-36 Chevrolet 207 engine .....  | set | 145.00 |
| ME7201   | 1936-38 GMC 230 (Oldsmobile engine).....  | set | 150.00 |
| ME210C1  | 1937-53 Chevrolet 216 engine and<br>1941-49 Chevrolet 235 low pressure engine ..... | set | 85.00  |
| ME721    | 1938 GMC 223 (Pontiac engine), 1/2 ton only.....                                    | set | 107.35 |
| ME210G1  | 1939-62 GMC 228, 236, 248, and 270 engine .....                                     | set | 95.00  |

**Valve Job Sets**

| Part No. | Description  |     |       |
|----------|--|-----|-------|
| ME211C1  | 1937-53 Chevrolet 216 engine and<br>1941-49 Chevrolet 235 engine ..... | set | 57.50 |
| ME211G1  | 1939-62 GMC 228, 236, 248, and 270 engine .....                        | set | 67.95 |

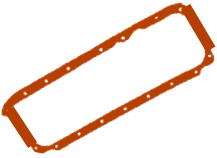
**Side Cover Sets**

| Part No. | Description  |     |       |
|----------|--|-----|-------|
| ME3651   | 1937-53 Chevrolet 216 engine and<br>1941-49 Chevrolet 235 engine ..... | set | 15.50 |
| ME366    | 1939-62 GMC 228, 236, 248, and 270 engine .....                        | set | 15.50 |



# MECHANICAL

*...visit our website for SPECIAL savings!*




**ENGINE COMPONENTS (continued)**

**Timing Cover Sets**

Includes gaskets and crankshaft seal!

**Part No. Description**

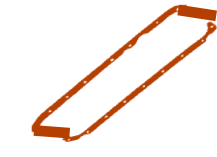
|        |  |     |       |
|--------|--|-----|-------|
| ME734  | 1937-53 Chevrolet 216 engine and<br>1941-62 Chevrolet 235 engine ..... | set | 16.95 |
| ME7341 | 1939-62 GMC 228, 236, 248, and 270 engine .....                        | set | 18.95 |



**Oil Pan Sets**

**Part No. Description**

|         |   |     |       |
|---------|---|-----|-------|
| ME771   | 1934-36 Chevrolet 207 engine .....  | set | 15.75 |
| ME116C1 | 1937-53 Chevrolet 216 engine and<br>1941-55 1st Chevrolet 235 engine..... | set | 14.95 |
| ME116G1 | 1939-62 GMC 228, 236, 248, and 270 engine .....                           | set | 15.50 |



**Valve Cover Sets**

**Part No. Description**


|         |  |     |       |
|---------|--|-----|-------|
| ME772   | 1935-36 Chevrolet 207 engine .....                                     | set | 13.75 |
| ME212C1 | 1937-53 Chevrolet 216 engine and<br>1941-53 Chevrolet 235 engine ..... | set | 12.50 |
| ME212G1 | 1939-62 GMC 228, 236, 248, and 270 engine .....                        | set | 14.50 |



**Manifold (Between Head and Manifolds)**

**Part No. Description**

|         |  |      |       |
|---------|--|------|-------|
| ME3673  | 1935-36 Chevrolet 207 engine .....   | each | 15.00 |
| ME255C1 | 1937-53 Chevrolet 216 engine and<br>1941-49 Chevrolet 235 engine .....           | set  | 14.95 |
| ME255G1 | 1939-60 GMC 228, 236, 248, and 270 engine,<br>except 1950-54 GMC 270 engine..... | set  | 15.95 |

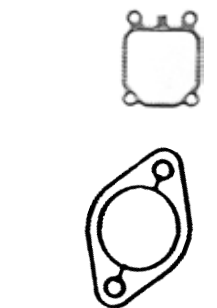


**Engine Intake Rings**

Fits between head and manifold. (set of 3)

**Part No. Description**

|       |  |     |      |
|-------|--|-----|------|
| ME236 | 1934-53 Chevrolet 207 and 216 engine,<br>1941-49 Chevrolet 235 engine, and<br>1939-59 GMC engine ..... | set | 7.50 |
| ME237 | 1950-62 Chevrolet 235 and<br>1954-62 GMC 261 engine .....  | set | 7.50 |



**Manifold (Between Intake and Exhaust)**

**Part No. Description**

|       |  |      |      |
|-------|--|------|------|
| ME367 | 1932-53 Chevrolet 216 engine, 1941-49 Chevrolet 235 engine,<br>1939-59 GMC 228 and 248 engine, 1942-46 GMC 236 engine,<br>and 1939-62 GMC 270 engine ..... | each | 4.50 |
| ME446 | 1934-36 Chevrolet 207 engine,<br>1937-53 Chevrolet 216 engine,<br>1939-59 GMC 228, 236, 248, and small<br>port 270 engine.....                             | each | 7.50 |

# MECHANICAL



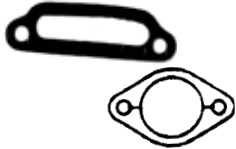
...visit our website for SPECIAL savings!



## ENGINE COMPONENTS (continued)

### Thermostat

| Part No. | Description                                  |           |
|----------|--|-----------|
| MEE490   | 180 Degree temperature (inline six cylinder) | each 8.95 |



### Thermostat Gaskets

| Part No. | Description                                |           |
|----------|--|-----------|
| HP536    | 1937-62 Housing to head, rectangular       | each 2.00 |
| MEE325   | 1937-62 Thermostat cover to housing, round | each 1.95 |

### Crankshaft Rear Seals

| Part No. | Description  |           |
|----------|--|-----------|
| ME683    | 1940-53 Chevrolet 216 engine,<br>1941-62 Chevrolet 235 engine, and<br>1954-62 Chevrolet 261 engine, original rope type | set 9.65  |
| ME6834   | 1940-53 Chevrolet 216 engine,<br>1941-62 Chevrolet 235 engine, and<br>1954-62 Chevrolet 261 engine, Hi-tech rope       | set 21.00 |
| ME6832   | 1939-59 GMC 228, 236, 248, 270, and 302 engine, rope type  | set 12.95 |

Note: ME6834 is a new "high tech" rope rear main seal "Graph-Tite." Like GM but better!  
Not found at auto parts stores.

### • Valve Stem Oil Seals

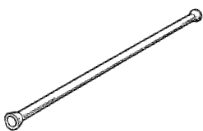
Oil burning in your Chevrolet engine is often due to deteriorated valve stem seals. These seals are inexpensive and not difficult to install. Set includes umbrella and O-ring.

| Part No. | Description  |          |
|----------|--|----------|
| ME5521   | 1941-72 Six cylinder, 216,235 & 250 engine (set of 12) | set 7.95 |



### • Rocker Arm Shaft-Chevrolet

| Part No. | Description  |            |
|----------|--|------------|
| ME241    | 1937-39 216 engine, two per engine<br>(when available)                               | each 14.15 |
| ME242    | 1940-53 216 engine,<br>1941-62 235 engine, and<br>1954-62 261 engine, two per engine | each 29.95 |



### • Push Rods

Solid lifter type for truck engines.

| Part No. | Description   |           |
|----------|---|-----------|
| ME243    | 1940-53 Chevrolet 216 engine, 10-7/16" long   | each 5.50 |
| ME2441   | 1954-59 Chevrolet 235 and 261 engine and<br>1941-63 GMC 248, 270, and 302 engine, 10-9/16" long | each 4.95 |



### • Lifters

Mechanical.

| Part No. | Description  |            |
|----------|--|------------|
| ME507    | 1940-53 Chevrolet 216 engine,<br>1941-55 Chevrolet 235 engine,<br>1939-55 GMC 228, 248 and 270 engines | each 13.95 |



# MECHANICAL

*...visit our website for SPECIAL savings!*



**• Camshafts**

Six cylinder with mechanical lifters.

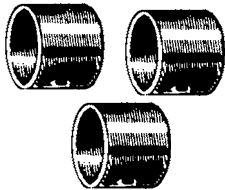
| Part No. | Description                        | each | Price  |
|----------|------------------------------------|------|--------|
| ME510    | 1937-53 Chevrolet 216 engine ..... | each | 134.50 |



**• Camshaft Thrust Plates**

Fits between camshaft and gear.

| Part No. | Description                          | each | Price |
|----------|--------------------------------------|------|-------|
| ME727    | 1937-62 Chevrolet six cylinder ..... | each | 13.60 |
| ME990    | 1939-59 GMC six cylinder .....       | each | 15.95 |




**ENGINE COMPONENTS (continued)**

**• Camshaft Bushings**


All with approx. 2" I.D. journals.

| Part No. | Description  | set | Price |
|----------|--|-----|-------|
| ME658    | 1937-53 Chevrolet 216 engine,<br>1941-54 Chevrolet 235 engine,<br>1954 Chevrolet 261 engine,<br>1939-59 GMC 228 and 248 engine,<br>1939-62 GMC 270 engine, and<br>1952-59 GMC 302 engine ..... | set | 34.50 |



**• Valves - Intake**

| Part No. | Description  | each | Price |
|----------|--|------|-------|
| ME246    | 1941-53 Chevrolet 216 engine and<br>1941-49 Chevrolet 235 engine ..... | each | 17.50 |
| ME247    | 1939-53 GMC 228 and 248 engine (1/2 dome pistons) .....                | each | 21.00 |



**• Valves - Exhaust**

| Part No. | Description  | each | Price |
|----------|--|------|-------|
| MEE125   | 1941-49 Chevrolet 216 and 235. 30° face .....          | each | 17.75 |
| ME249    | 1939-53 GMC 228 and 248 engine (1/2 dome pistons)..... | each | 19.50 |

**• Valve Seats – Exhaust, Hardened**

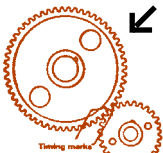
**Note:** When you have a concern of wearing down the original valve seats due to lack of lead in modern gasoline.

| Part No. | Description                 | each | Price |
|----------|-----------------------------|------|-------|
| MEE126   | 1937-53 Chevrolet 216 ..... | each | 4.00  |

**• Valve Guide**

| Part No. | Description   | each | Price |
|----------|---|------|-------|
| ME524    | 1941-62 Chevrolet 216 and 235 engine, intake.....                                   | each | 4.00  |
| ME525    | 1941-62 Chevrolet 216 and 235 engine, exhaust.....                                  | each | 4.00  |
| MEE124   | 1939-59 GMC six cylinder, intake and exhaust<br>specify engine (special order)..... | each | 5.00  |

**Camshaft Gear**



**Crank Gear**

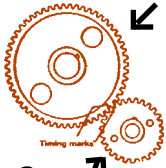
**• Timing Gears - Camshaft**

| Part No. | Description   | each | Price |
|----------|---|------|-------|
| ME439F   | 1937-62 Chevrolet and<br>1939-59 GMC. Fiber, for quieter operation .....    | each | 42.50 |
| ME439A   | 1937-62 Chevrolet and<br>1939-59 GMC. Aluminum, as original on trucks ..... | each | 46.50 |



...visit our website for **SPECIAL savings!**

## Camshaft Gear



## Crank Gear

### ENGINE COMPONENTS (continued)

#### • Timing Gears - Crankshaft

| Part No. | Description                            |      |       |
|----------|--|------|-------|
| ME512    | 1937-39 Chevrolet and 1939-59 GMC..... | each | 72.50 |
| ME440    | 1940-62 Chevrolet .....                | each | 25.00 |

#### • Piston Aluminum, and Ring Sets, Six Cylinder

We are the source for most all early Chevrolet six cylinder pistons from 1934 through 1962. Some are in stock and some will be ordered for you. All recently manufactured are aluminum, not cast iron.

As pistons always required new rings, we provide these in matched sets below. Check our web site for the exact part number on piston and ring sets not listed on this page.

| Part No. | Description                                       |     |        |
|----------|---|-----|--------|
| MEE613   | STD 1937-40 Chevrolet 216 piston and rings.....   | set | 320.90 |
| MEE614   | .010 1937-40 Chevrolet 216 piston and rings.....  | set | 320.90 |
| MEE615   | .020 1937-40 Chevrolet 216 piston and rings.....  | set | 320.90 |
| MEE616   | .030 1937-40 Chevrolet 216 piston and rings.....  | set | 320.90 |
| MEE617   | .040 1937-40 Chevrolet 216 piston and rings.....  | set | 320.90 |
| MEE618   | STD 1941-53 Chevrolet 216 piston and rings.....   | set | 259.95 |
| MEE619   | .010 1941-53 Chevrolet 216 piston and rings ..... | set | 259.95 |
| MEE620   | .020 1941-53 Chevrolet 216 piston and rings ..... | set | 259.95 |
| MEE621   | .030 1941-53 Chevrolet 216 piston and rings ..... | set | 259.95 |
| MEE622   | .040 1941-53 Chevrolet 216 piston and rings.....  | set | 259.95 |
| MEE623   | STD 1954-62 Chevrolet 235 piston and rings.....   | set | 259.95 |
| MEE624   | .010 1954-62 Chevrolet 235 piston and rings.....  | set | 259.95 |
| MEE625   | .020 1954-62 Chevrolet 235 piston and rings.....  | set | 259.95 |
| MEE626   | .030 1954-62 Chevrolet 235 piston and rings.....  | set | 259.95 |
| MEE627   | .040 1954-62 Chevrolet 235 piston and rings.....  | set | 259.95 |

**Note:** For GMC 4 ring pistons, we need the block casting number, engine size, piston size, and the ring groove dimensions. These early pistons have half dome tops.

| Part No. | Description  |     |        |
|----------|--|-----|--------|
| ME484S   | STD 1939-51GMC, special order only.....                      | set | 375.50 |
| ME484O   | Oversize 1939-51 GMC, special order only (specify size)..... | set | 375.50 |

#### • Piston Rings Sets Only

Ring groove for the Chevrolet 216 and 235 low pressure engine are the usual width demensions as follows: 12 x compression rings 1/8", and 6 x oil rings 3/16". **Add an A after the part number below to order aluminum replacements 1941-53 216 engine.**

| Part No. | Description   |     |       |
|----------|---|-----|-------|
| ME368S   | STD 1937-53 Chevrolet 216, cast iron pistons .....  | set | 65.50 |
| ME36802  | .020 1937-53 Chevrolet 216, cast iron pistons ..... | set | 65.50 |
| ME36803  | .030 1937-53 Chevrolet 216, cast iron pistons ..... | set | 65.50 |
| ME36804  | .040 1937-53 Chevrolet 216, cast iron pistons ..... | set | 65.50 |
| ME36806  | .060 1937-53 Chevrolet 216, cast iron pistons ..... | set | 65.50 |
| MEE367S  | STD 1941-62 Chevrolet 235, aluminum pistons .....   | set | 65.50 |
| MEE36702 | .020 1941-62 Chevrolet 235, aluminum pistons .....  | set | 65.50 |
| MEE36703 | .030 1941-62 Chevrolet 235, aluminum pistons .....  | set | 65.50 |
| MEE36704 | .040 1941-62 Chevrolet 235, aluminum pistons .....  | set | 65.50 |
| MEE36706 | .060 1941-62 Chevrolet 235, aluminum pistons .....  | set | 65.50 |

**Note:** For GMC Piston Rings, we need the block for casting number, engine size, piston size, and the ring groove dimensions.

| Part No. | Description   |     |          |
|----------|---|-----|----------|
| ME369S   | STD 1939-51 GMC special order only.....                     | set | Inquire! |
| ME369O   | Oversize 1939-51 GMC special order only (specify size)..... | set | Inquire! |

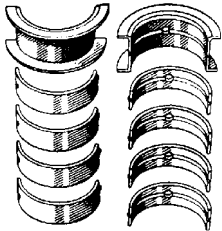


# MECHANICAL

*...visit our website for SPECIAL savings!*

**ENGINE COMPONENTS (continued)**

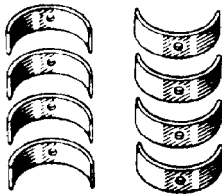
**• Engine Crankshaft Main Bearing Inserts**



| <b>Part No.</b> | <b>Description</b>  |     |        |
|-----------------|---|-----|--------|
| NOME305S        | STD 1937-39 NOS Chevrolet 216 engine<br>(when available).....         | set | 195.00 |
| NOME305U        | Undersize 1937-39 NOS Chevrolet 216 engine<br>(when available).....   | set | 195.00 |
| NOME428S        | STD 1940-47 NOS Chevrolet 216 engine<br>(when available).....         | set | 195.00 |
| NOME428U        | Undersize 1940-47 NOS Chevrolet 216 engine<br>(when available).....   | set | 195.00 |
| ME516S          | STD 1939-62 GMC six (Special order only!) .....                       | set | 250.00 |
| ME516U          | Undersize 1939-62 GMC six (Special order only,<br>specify size!)..... | set | 250.00 |

**• Engine Connecting Rod Insert Bearings**

For use with REME371 (216 engine) machined insert type rod.



| <b>Part No.</b> | <b>Description</b>  |     |        |
|-----------------|---|-----|--------|
| ME372S          | STD 1937-53 216 engine and<br>1941-53 235 engine, Chevrolet .....     | set | 140.00 |
| ME372U1         | .010 1937-53 216 engine and<br>1941-53 235 engine, Chevrolet .....    | set | 140.00 |
| ME372U2         | .020 1937-53 216 engine and<br>1941-53 235 engine, Chevrolet .....    | set | 140.00 |
| ME372U3         | .030 1937-53 216 engine and<br>1941-53 235 engine, Chevrolet .....    | set | 140.00 |
| ME517S          | STD 1939-55 2nd GMC (Special order only!).....                        | set | 250.00 |
| ME517U          | Undersize 1939-55 2nd GMC (Special order only,<br>specify size!)..... | set | 250.00 |

**• Engine Connecting Rod - Babbit Type**


Rebuilt with new poured babbitt material. We must have your rod forging numbers. Plus core charge. **Exchange only.**



| <b>Part No.</b> | <b>Description</b>  |      |        |
|-----------------|---|------|--------|
| REME307S        | STD 1937-47 Chevrolet 216 engine and<br>1941-47 Chevrolet 235 engine .....                      | set  | 293.00 |
| REME307U        | Undersize 1937-47 Chevrolet 216 engine and<br>1941-47 Chevrolet 235 engine .....                | set  | 293.00 |
| ME308           | Core charge for connecting rods, per set.<br>All nuts and bolts must be sent in with cores..... | core | 90.00  |

**• Engine Connecting Rod - Insert Type**

Specifically machined to accept insert bearings ME372. Your rods are no longer the original babbitt type. **Exchange only.**



| <b>Part No.</b> | <b>Description</b>  |      |        |
|-----------------|---|------|--------|
| REME3711        | 1937-47 Chevrolet 216 engine .....  | set  | 293.00 |
| ME308           | Core charge for connecting rods, per set.<br>All nuts and bolts must be sent in with cores..... | core | 90.00  |

# MECHANICAL



...visit our website for SPECIAL savings!

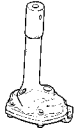
## ENGINE COMPONENTS (continued)

### • Plastigage

For accurately measuring the clearance of babbit main and rod bearings in the 216 engines. Necessary when setting bearing clearances. Use at the workbench or in the truck. Clearance range .001 to .003.

#### Part No. Description

ME661 12 Strips.....set 20.00



### • Oil Pumps - New

#### Part No. Description

ME250 1940-53 Chevrolet 216 engine and  
1941-53 Chevrolet low pressure 235 engine ..... each 112.00

### • Oil Pump Repair Kit

#### Part No. Description

ME2911 1939-63 GMC 228, 248, 270, and 302 engine ..... each 34.50  
ME2912 1938-53 Chevrolet 216 engine and  
1941-53 Chevrolet 235 engine ..... each 32.50

### • Oil Line Tube

Consists of copper line and soldered brass fittings necessary for installation. Carries pressured oil from pump through engine to rocker arms.

#### Part No. Description

MEO199 1937-53 Chevrolet 216 engine ..... each 29.00

### • Oil Pan Drain Plug, Original

#### Part No. Description

MEO208 1938-72 ..... each 2.95



### • Oil Pan Plug Repair

When your oil pan drain threads are damaged and leaking, don't replace or remove the pan. This patented winged drain plug saves time and money. No special tools.

#### Part No. Description

MEO207 1938-72 ..... each 18.95

### • Engine Block Freeze Plug Kit

#### Part No. Description

MEE254 1937-62 Chevrolet 216, 235, and 261 engine ..... kit 14.95

### • Camshaft Freeze Plug

We just found a supplier for the rear engine camshaft freeze plug! Its sides are short so the oil drain-back hole is not covered.

#### Part No. Description

MEE331 1929-36 207 engine ..... each 9.00

### • Oil Line Brass Fittings

On right side where dash gauge out line attaches to block.

#### Part No. Description

MEO197 1937-62 Original dash gauge, oil line to block ..... each 3.50  
MEO198 1941-62 T-Fitting. Connects above line fitting and accessory  
oil filter line ..... each 6.75



# MECHANICAL

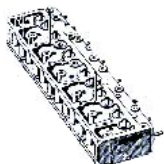
*...visit our website for SPECIAL savings!*



**• Engines - Used Short Block**

We supply used short blocks that have been checked for cracks for the 216 and 235 1937-62. These are one of the "greats" of past Chevrolet engines. (Does not include head.). Ready for rebuilding. All new components for rebuilding are available in this section.

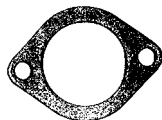
| Part No. | Description                        | Price       |
|----------|------------------------------------|-------------|
| USED     | 1937-39 216 engine, Inquire! ..... | each 100.00 |
| USED     | 1940-47 216 engine, Inquire!.....  | each 75.00  |
| USED     | 1948-53 216 engine, Inquire!.....  | each 75.00  |
| USED     | 1954-62 235 engine, Inquire!.....  | each 75.00  |



**•Used Head**

Checked for cracks! Needs valves, guides, etc. Call on Availability!

| Part No. | Description                        | Price       |
|----------|------------------------------------|-------------|
| Used     | Chevrolet 216 (Specify year) ..... | each 265.00 |
| Used     | Chevrolet 235 (Specify year) ..... | each 250.00 |



**EXHAUST PARTS**

**• Exhaust Pipe Gaskets**

We stock the following gaskets (between manifold and exhaust pipe). Specify your style.

| Part No. | Description                         | Price     |
|----------|-------------------------------------|-----------|
| ME526    | 2" donut gasket .....               | each 3.50 |
| ME5261   | 3" donut gasket .....               | each 3.50 |
| ME527C   | 3" Flat gasket .....                | each 3.50 |
| ME527G   | 4 1/2" 3 hole flat gasket GMC ..... | each 3.95 |



**• Exhaust Manifold Stud And Special Brass Nut**

Holds exhaust pipe to cast iron manifold.

| Part No. | Description                          | Price     |
|----------|--------------------------------------|-----------|
| MEE344   | 1938-72 Holds pipe to manifold ..... | each 3.00 |



**• Exhaust Manifold Filler Paint**

Hi-temp silver paste fills rust pit holes. Gives a new appearance.

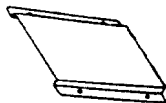
| Part No. | Description   | Price      |
|----------|---------------|------------|
| MEE324   | 1936-52 ..... | each 15.00 |



**• Heat Riser Spring**

Fits beside six cylinder exhaust manifold. This is a special bi-metalic spring that expands with engine heat.

| Part No. | Description  | Price      |
|----------|--------------|------------|
| ME188    | 1937-65..... | each 17.75 |



**• Tailpipe Heat Shield**

| Part No. | Description   | Price     |
|----------|---|-----------|
| BP147    | 1934-46 Chevrolet and GMC. Protects bed wood from tailpipe heat ..... | each 7.95 |



**• Tailpipe Hanger**

| Part No. | Description   | Price     |
|----------|---|-----------|
| ME234    | All years (universal type) .....                      | each 6.00 |
| ME540    | 1941-55 1st Formed with flat steel, as original ..... | each 8.50 |

# MECHANICAL



...visit our website for **SPECIAL** savings!



• **Muffler**

We had these round heavy duty aluminized units reproduced so you could have them with the factory dimensions. 25" long, 5" diameter, 2" inlet, 1 3/4" outlet.

| Part No. | Description                     |            |
|----------|---------------------------------|------------|
| ME232    | 1934-62 Chevrolet and GMC. .... | each 54.50 |



• **Muffler Clamps**

| Part No. | Description  |           |
|----------|--|-----------|
| ME528    | All years. Rear 1-7/8" outlet, fits on ME232 muffler ..... | each 2.25 |
| ME529    | All years. Front 2" inlet, fits on ME232 muffler .....     | each 2.50 |



• **Muffler Hanger Assembly**

Original band type for ME232 above. Includes hardware.

| Part No. | Description             |            |
|----------|-------------------------|------------|
| ME233    | Chevrolet and GMC. .... | each 14.95 |



**FRONT END AND STEERING PARTS**

• **Kingpins with Bushings**

| Part No. | Description   |           |
|----------|---|-----------|
| ME523    | 1934-39 1/2 ton, and 1937-39 3/4, and 1 ton. STD .....            | set 76.95 |
| ME814    | 1940 1/2, 3/4, and 1 ton. STD.....                                | set 81.00 |
| ME1731   | 1941-55 1st 1/2 ton and 1941-45 3/4 and 1 ton. STD .....          | set 60.00 |
| ME1761   | 1941-55 1st 1/2 ton (.010 oversize).....                          | set 70.00 |
| ME1741   | 1946-52 3/4 and 1 ton and 1941-50 1-1/2 ton. STD.....             | set 74.50 |
| ME1771   | 1946-52 3/4 and 1 ton, and 1941-50 1-1/2 ton (.010 oversize)..... | set 89.00 |

• **Drag Link, Complete with Internal Hardware.**



| Part No. | Description                              |            |
|----------|--|------------|
| MES400   | 1937-46 1/2, 3/4, 1, and 1-1/2 ton ..... | each 66.70 |



• **Drag Link Repair Kit**

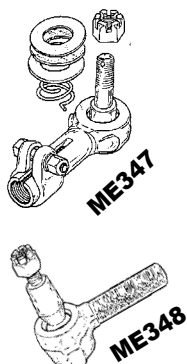
Rebuilds original style ends. Included in MES400.

| Part No. | Description   |           |
|----------|---|-----------|
| ME180DL  | 1929-52 1/2, 3/4, 1, and 1-1/2 ton. Both ends ..... | kit 28.00 |

• **Tie Rod**



| Part No. | Description                                 |            |
|----------|---|------------|
| ME437    | 1937-55 (Approximately 43 1/4 " Long) ..... | each 45.00 |



• **Tie Rod Ends**

**Note:** The modern 1/2 ton tie rod end assemblies were introduced in the 1960's to replace the original multi-piece system. They attach to the tie rod as one piece unit. Helps make steering easier.

| Part No. | Description   |            |
|----------|---|------------|
| ME347L   | 1934-59 Left, 1/2 ton, left, modern type * (replaces multi-piece end) .....   | each 39.95 |
| ME347R   | 1934-59 Right, 1/2 ton, right, modern type * (replaces multi-piece end) ..... | each 39.95 |
| ME348L   | 1934-59 Left, 1 and 1-1/2 ton, left.....                                      | each 43.95 |
| ME348R   | 1934-59 Right, 1 and 1-1/2 ton, right.....                                    | each 43.95 |

\***Note:** These replacement 1/2 ton tie rod ends (ME347L & R) are a 1/2-inch shorter than original. They allow the use of some wider aftermarket wheels.

...visit our website for **SPECIAL** savings!

|          | <p><b>FRONT END AND STEERING PARTS (continued)</b></p> <p>• <b>Tie Rod End Repair Kit</b><br/>Rebuilds the original style multi-piece ends.</p> <table style="width: 100%; border-collapse: collapse;"> <thead> <tr> <th style="text-align: left;">Part No.</th> <th style="text-align: left;">Description</th> <th style="text-align: right;"></th> </tr> </thead> <tbody> <tr> <td>ME180TR</td> <td>1929-59 1/2, 3/4, and 1 ton. Both ends .....</td> <td style="text-align: right;">kit 34.95</td> </tr> </tbody> </table>   | Part No.    | Description |  | ME180TR | 1929-59 1/2, 3/4, and 1 ton. Both ends .....      | kit 34.95  |        |  |            |        |  |             |        |   |            |        |  |            |        |   |            |       |   |            |
|----------|---|-------------|-------------|--|---------|---|------------|--------|--|------------|--------|--|-------------|--------|---|------------|--------|--|------------|--------|---|------------|-------|---|------------|
| Part No. | Description   |             |             |  |         |   |            |        |  |            |        |  |             |        |   |            |        |  |            |        |   |            |       |   |            |
| ME180TR  | 1929-59 1/2, 3/4, and 1 ton. Both ends .....  | kit 34.95   |             |  |         |   |            |        |  |            |        |  |             |        |   |            |        |  |            |        |   |            |       |   |            |
|          | <p>• <b>Tie Rod and Drag Link Replacement Balls</b><br/>Hardened steel. Replace egg shape worn balls which makes proper steering adjustments impossible. (1/2 ton unless stated.)</p> <table style="width: 100%; border-collapse: collapse;"> <thead> <tr> <th style="text-align: left;">Part No.</th> <th style="text-align: left;">Description</th> <th style="text-align: right;"></th> </tr> </thead> <tbody> <tr> <td>ME274</td> <td>1934-46 Non-threaded as original (set of 4) .....</td> <td style="text-align: right;">set 48.50</td> </tr> <tr> <td>ME274T</td> <td>1934-46 Like ME274 except threaded for easy installation .....</td> <td style="text-align: right;">set 48.50</td> </tr> <tr> <td>ME265N</td> <td>1934-59 For tie rods only. Non-threaded as original straight shaft .....</td> <td style="text-align: right;">pair 28.00</td> </tr> <tr> <td>ME265T</td> <td>1934-59 For tie rods only. Like ME265N except threaded for easy installation straight shaft .....</td> <td style="text-align: right;">pair 28.75</td> </tr> <tr> <td>ME691N</td> <td>1934-46 For drag link only. Non-threaded as original .....</td> <td style="text-align: right;">pair 23.75</td> </tr> <tr> <td>ME691T</td> <td>1934-46 For drag link only. Like ME691N except threaded for easy installation .....</td> <td style="text-align: right;">pair 26.75</td> </tr> <tr> <td>ME664</td> <td>1946-59 3/4 ton. For tie rods only. Threaded ends and tapered shaft for easy installation .....</td> <td style="text-align: right;">pair 45.95</td> </tr> </tbody> </table> | Part No.    | Description |  | ME274   | 1934-46 Non-threaded as original (set of 4) ..... | set 48.50  | ME274T | 1934-46 Like ME274 except threaded for easy installation ..... | set 48.50  | ME265N | 1934-59 For tie rods only. Non-threaded as original straight shaft .....   | pair 28.00  | ME265T | 1934-59 For tie rods only. Like ME265N except threaded for easy installation straight shaft ..... | pair 28.75 | ME691N | 1934-46 For drag link only. Non-threaded as original ..... | pair 23.75 | ME691T | 1934-46 For drag link only. Like ME691N except threaded for easy installation ..... | pair 26.75 | ME664 | 1946-59 3/4 ton. For tie rods only. Threaded ends and tapered shaft for easy installation ..... | pair 45.95 |
| Part No. | Description   |             |             |  |         |   |            |        |  |            |        |  |             |        |   |            |        |  |            |        |   |            |       |   |            |
| ME274    | 1934-46 Non-threaded as original (set of 4) .....   | set 48.50   |             |  |         |   |            |        |  |            |        |  |             |        |   |            |        |  |            |        |   |            |       |   |            |
| ME274T   | 1934-46 Like ME274 except threaded for easy installation .....  | set 48.50   |             |  |         |   |            |        |  |            |        |  |             |        |   |            |        |  |            |        |   |            |       |   |            |
| ME265N   | 1934-59 For tie rods only. Non-threaded as original straight shaft .....  | pair 28.00  |             |  |         |   |            |        |  |            |        |  |             |        |   |            |        |  |            |        |   |            |       |   |            |
| ME265T   | 1934-59 For tie rods only. Like ME265N except threaded for easy installation straight shaft .....   | pair 28.75  |             |  |         |   |            |        |  |            |        |  |             |        |   |            |        |  |            |        |   |            |       |   |            |
| ME691N   | 1934-46 For drag link only. Non-threaded as original .....  | pair 23.75  |             |  |         |   |            |        |  |            |        |  |             |        |   |            |        |  |            |        |   |            |       |   |            |
| ME691T   | 1934-46 For drag link only. Like ME691N except threaded for easy installation .....   | pair 26.75  |             |  |         |   |            |        |  |            |        |  |             |        |   |            |        |  |            |        |   |            |       |   |            |
| ME664    | 1946-59 3/4 ton. For tie rods only. Threaded ends and tapered shaft for easy installation .....   | pair 45.95  |             |  |         |   |            |        |  |            |        |  |             |        |   |            |        |  |            |        |   |            |       |   |            |
|          | <p>• <b>Steering Sector Seal and Two Bushings</b><br/>Helps tighten steering. Included in rebuilt units.</p> <table style="width: 100%; border-collapse: collapse;"> <thead> <tr> <th style="text-align: left;">Part No.</th> <th style="text-align: left;">Description</th> <th style="text-align: right;"></th> </tr> </thead> <tbody> <tr> <td>ME297</td> <td>1937-46 .....</td> <td style="text-align: right;">set 24.95</td> </tr> </tbody> </table>   | Part No.    | Description |  | ME297   | 1937-46 .....                                     | set 24.95  |        |  |            |        |  |             |        |   |            |        |  |            |        |   |            |       |   |            |
| Part No. | Description   |             |             |  |         |   |            |        |  |            |        |  |             |        |   |            |        |  |            |        |   |            |       |   |            |
| ME297    | 1937-46 .....   | set 24.95   |             |  |         |   |            |        |  |            |        |  |             |        |   |            |        |  |            |        |   |            |       |   |            |
|          | <p><b>Steering Box Gear Rebuilt: Contact Lares Corp. (800) 334-5749 or Texas Steer (877) 222-1828 if your core needs rebuilding.</b></p>  |             |             |  |         |   |            |        |  |            |        |  |             |        |   |            |        |  |            |        |   |            |       |   |            |
|          | <p>• <b>Steering Gear Box Gaskets.</b></p> <table style="width: 100%; border-collapse: collapse;"> <thead> <tr> <th style="text-align: left;">Part No.</th> <th style="text-align: left;">Description</th> <th style="text-align: right;"></th> </tr> </thead> <tbody> <tr> <td>MES123</td> <td>1937-40 .....</td> <td style="text-align: right;">pair 7.95</td> </tr> <tr> <td>MES124</td> <td>1941-46 .....</td> <td style="text-align: right;">pair 7.95</td> </tr> </tbody> </table>  | Part No.    | Description |  | MES123  | 1937-40 .....                                     | pair 7.95  | MES124 | 1941-46 .....  | pair 7.95  |        |  |             |        |   |            |        |  |            |        |   |            |       |   |            |
| Part No. | Description   |             |             |  |         |   |            |        |  |            |        |  |             |        |   |            |        |  |            |        |   |            |       |   |            |
| MES123   | 1937-40 .....   | pair 7.95   |             |  |         |   |            |        |  |            |        |  |             |        |   |            |        |  |            |        |   |            |       |   |            |
| MES124   | 1941-46 .....   | pair 7.95   |             |  |         |   |            |        |  |            |        |  |             |        |   |            |        |  |            |        |   |            |       |   |            |
|          | <p><b>Steering Box Repair Parts 1941-46</b></p> <table style="width: 100%; border-collapse: collapse;"> <thead> <tr> <th style="text-align: left;">Part No.</th> <th style="text-align: left;">Description</th> <th style="text-align: right;"></th> </tr> </thead> <tbody> <tr> <td>MES141</td> <td>Steering Box Worm Gear bearing and race .....</td> <td style="text-align: right;">each 34.50</td> </tr> <tr> <td>MES142</td> <td>Steering Column Mast Jacket Tube (1 1/2" diameter) .....</td> <td style="text-align: right;">each 99.00</td> </tr> </tbody> </table>  | Part No.    | Description |  | MES141  | Steering Box Worm Gear bearing and race .....     | each 34.50 | MES142 | Steering Column Mast Jacket Tube (1 1/2" diameter) .....       | each 99.00 |        |  |             |        |   |            |        |  |            |        |   |            |       |   |            |
| Part No. | Description   |             |             |  |         |   |            |        |  |            |        |  |             |        |   |            |        |  |            |        |   |            |       |   |            |
| MES141   | Steering Box Worm Gear bearing and race .....   | each 34.50  |             |  |         |   |            |        |  |            |        |  |             |        |   |            |        |  |            |        |   |            |       |   |            |
| MES142   | Steering Column Mast Jacket Tube (1 1/2" diameter) .....  | each 99.00  |             |  |         |   |            |        |  |            |        |  |             |        |   |            |        |  |            |        |   |            |       |   |            |
|          | <p><b>FUEL SYSTEM</b><br/>See CAB RELATED PARTS for Gas Filler Neck Grommets.</p> <p>• <b>Fuel Pumps</b><br/>1937-62 Chevrolet and 1939-59 GMC.</p> <table style="width: 100%; border-collapse: collapse;"> <thead> <tr> <th style="text-align: left;">Part No.</th> <th style="text-align: left;">Description</th> <th style="text-align: right;"></th> </tr> </thead> <tbody> <tr> <td>ME221</td> <td>"Metal Top" type. Excellent replacement .....</td> <td style="text-align: right;">each 48.50</td> </tr> <tr> <td>ME737</td> <td>"Glass Top" type, as original .....</td> <td style="text-align: right;">each 55.50</td> </tr> <tr> <td>ME222</td> <td>"Double Action" metal top type. Designed to also act as a vacuum booster to help stop "slow down" of wiper motor .....</td> <td style="text-align: right;">each 110.00</td> </tr> </tbody> </table>   | Part No.    | Description |  | ME221   | "Metal Top" type. Excellent replacement .....     | each 48.50 | ME737  | "Glass Top" type, as original .....                            | each 55.50 | ME222  | "Double Action" metal top type. Designed to also act as a vacuum booster to help stop "slow down" of wiper motor ..... | each 110.00 |        |   |            |        |  |            |        |   |            |       |   |            |
| Part No. | Description   |             |             |  |         |   |            |        |  |            |        |  |             |        |   |            |        |  |            |        |   |            |       |   |            |
| ME221    | "Metal Top" type. Excellent replacement .....   | each 48.50  |             |  |         |   |            |        |  |            |        |  |             |        |   |            |        |  |            |        |   |            |       |   |            |
| ME737    | "Glass Top" type, as original .....   | each 55.50  |             |  |         |   |            |        |  |            |        |  |             |        |   |            |        |  |            |        |   |            |       |   |            |
| ME222    | "Double Action" metal top type. Designed to also act as a vacuum booster to help stop "slow down" of wiper motor .....  | each 110.00 |             |  |         |   |            |        |  |            |        |  |             |        |   |            |        |  |            |        |   |            |       |   |            |

# MECHANICAL



...visit our website for **SPECIAL savings!**

## FRONT END AND STEERING PARTS (continued)

### • Fuel Pump Rebuilding Kit

For reconditioning the original GM single action "glass top" units.

#### Part No. Description

ME228 1937-62.....set 48.75



### • Fuel Pump Inlet Brass Fitting

#### Part No. Description

MEE608 1934-62 allows fuel line to attach to fuel pump.....each 4.95

### • Fuel Pump Diaphragm

The main part normally needed to repair this basic early GM fuel pump.

#### Part No. Description

ME837 1934-36 Chevrolet .....each 14.90



### • Fuel Line

From fuel pump to original carburetor. 100% authentic in appearance, application, and fit! These are formed to fit with original Carter W-1 carburetors.

#### Part No. Description

MEE148 1937-40 Chevrolet, OE steel .....each 23.75  
 MEE149 1937-40 Chevrolet, stainless .....each 31.50  
 MEE200 1941-49 Chevrolet, OE steel .....each 24.50  
 MEE201 1941-49 Chevrolet, stainless .....each 32.50



### • Carburetor - Rebuilt

Plus core charge. Includes base gasket. (Check on availability!)

#### Part No. Description

REME838 1932-36 Chevrolet (Carter W-1) .....each 174.50  
 REME538 1937-40 Chevrolet (Carter W-1) .....each 175.00  
 REME223 1941-48 Chevrolet (Carter W-1) .....each 197.00  
 REME519 1937-53 Chevrolet (Carter Y-F) For the 216 engine.  
 A popular after market unit during those years .....each 175.00  
 ME267 Core charge for Chevrolet units.....core 50.00  
 REME7621 1939-46 GMC (Zenith) With smooth upper top,  
 we must have core.....each 225.00  
 REME762 1947-59 GMC (Zenith) With ridge on top to hold air filter,  
 we must have core.....each 175.00  
 ME638 Core charge for GMC unit REME762, REME7621 .....core 60.00



### • Carburetor Repair Kits








Please remember many of the GM carburetors are interchangeable. During the last 50 years the exact unit was not always used as a replacement. For example, the GMC Zenith carbs were often replaced with units from Chevrolet 216 engines. Therefore, it is very important to check your carburetor before ordering a repair kit. **Hint: The W-1 carb's are cast iron. The others are die cast. Sorry, we can't take back kits once they have been opened.**

#### Part No. Description

ME2821 1932-40 (Carter W-1).....kit 47.95  
 ME2822 1941-48 (Carter W-1).....kit 47.95  
 ME473 1937-62 Chevrolet and GMC (Carter Y-F) .....kit 32.50  
 ME225 1939-59 GMC (Zenith).....kit 55.00  
 ME379 1939-55 GMC "Cab Over Engine" updraft (Zenith).....kit 49.00  
 ME530 1939-60 Chevrolet "Cab Over Engine" updraft (Carter).....kit 45.50

# MECHANICAL

*...visit our website for SPECIAL savings!*

|   | <p>FUEL SYSTEM (continued)</p> <p>• <b>Carburetor Insulator Plates</b><br/>Slows heat transfer from intake manifold to carburetor. Exact as original. 1-1/2" throat, 2-1/2" center to center.</p>  |            |             |  |        |  |            |       |                             |           |
|---|--|------------|-------------|--|--------|--|------------|-------|-----------------------------|-----------|
|    | <table style="width: 100%; border-collapse: collapse;"> <thead> <tr> <th style="text-align: left;">Part No.</th> <th style="text-align: left;">Description</th> <th style="text-align: right;"></th> </tr> </thead> <tbody> <tr> <td>ME273</td> <td>1937-53 Chevrolet 216,<br/>1941-49 Chevrolet 235 low pressure,<br/>1939-59 GMC 228, 236, 248, and<br/>1941-62 GMC small port 270, six cylinder engine .....</td> <td style="text-align: right; vertical-align: bottom;">each 9.95</td> </tr> </tbody> </table>   | Part No.   | Description |  | ME273  | 1937-53 Chevrolet 216,<br>1941-49 Chevrolet 235 low pressure,<br>1939-59 GMC 228, 236, 248, and<br>1941-62 GMC small port 270, six cylinder engine ..... | each 9.95  |       |                             |           |
| Part No.  | Description  |            |             |  |        |  |            |       |                             |           |
| ME273   | 1937-53 Chevrolet 216,<br>1941-49 Chevrolet 235 low pressure,<br>1939-59 GMC 228, 236, 248, and<br>1941-62 GMC small port 270, six cylinder engine .....   | each 9.95  |             |  |        |  |            |       |                             |           |
|    | <p>• <b>Carburetor Gas Filter</b><br/>An authentic GM option which helps in removing dirt particles and water before entering the carburetor. Almost identical to original including metal top, glass bowl, and internal filter. Attaches to side of carburetor.</p> <table style="width: 100%; border-collapse: collapse;"> <thead> <tr> <th style="text-align: left;">Part No.</th> <th style="text-align: left;">Description</th> <th style="text-align: right;"></th> </tr> </thead> <tbody> <tr> <td>ME668</td> <td>Carburetor gas filter .....</td> <td style="text-align: right; vertical-align: bottom;">each 24.95</td> </tr> </tbody> </table> | Part No.   | Description |  | ME668  | Carburetor gas filter .....  | each 24.95 |       |                             |           |
| Part No.  | Description  |            |             |  |        |  |            |       |                             |           |
| ME668   | Carburetor gas filter .....  | each 24.95 |             |  |        |  |            |       |                             |           |
|   | <p>• <b>Carburetor Gas Filter Element</b></p> <table style="width: 100%; border-collapse: collapse;"> <thead> <tr> <th style="text-align: left;">Part No.</th> <th style="text-align: left;">Description</th> <th style="text-align: right;"></th> </tr> </thead> <tbody> <tr> <td>ME669</td> <td>Replacement element for ME668 above .....</td> <td style="text-align: right; vertical-align: bottom;">each 7.50</td> </tr> </tbody> </table>   | Part No.   | Description |  | ME669  | Replacement element for ME668 above .....  | each 7.50  |       |                             |           |
| Part No.  | Description  |            |             |  |        |  |            |       |                             |           |
| ME669   | Replacement element for ME668 above .....  | each 7.50  |             |  |        |  |            |       |                             |           |
|   | <p>• <b>Carburetor Inlet Brass Fitting</b></p> <table style="width: 100%; border-collapse: collapse;"> <thead> <tr> <th style="text-align: left;">Part No.</th> <th style="text-align: left;">Description</th> <th style="text-align: right;"></th> </tr> </thead> <tbody> <tr> <td>MEE608</td> <td>1934-62 allows fuel line to attach to carburetor .....</td> <td style="text-align: right; vertical-align: bottom;">each 4.95</td> </tr> </tbody> </table>  | Part No.   | Description |  | MEE608 | 1934-62 allows fuel line to attach to carburetor .....   | each 4.95  |       |                             |           |
| Part No.  | Description  |            |             |  |        |  |            |       |                             |           |
| MEE608  | 1934-62 allows fuel line to attach to carburetor .....   | each 4.95  |             |  |        |  |            |       |                             |           |
|  | <p>• <b>Accelerator Swing Bracket Bolt</b></p> <table style="width: 100%; border-collapse: collapse;"> <thead> <tr> <th style="text-align: left;">Part No.</th> <th style="text-align: left;">Description</th> <th style="text-align: right;"></th> </tr> </thead> <tbody> <tr> <td>MEE296</td> <td>Threads into left side of engine block. Made in USA! .....</td> <td style="text-align: right; vertical-align: bottom;">each 19.50</td> </tr> </tbody> </table>   | Part No.   | Description |  | MEE296 | Threads into left side of engine block. Made in USA! .....   | each 19.50 |       |                             |           |
| Part No.  | Description  |            |             |  |        |  |            |       |                             |           |
| MEE296  | Threads into left side of engine block. Made in USA! .....   | each 19.50 |             |  |        |  |            |       |                             |           |
|  | <p>• <b>Accelerator Linkage Return Spring Lower Clip</b><br/>Secures to an oil pan bolt and attaches to the lower end of the vertical linkage return spring. Made in USA!</p> <table style="width: 100%; border-collapse: collapse;"> <thead> <tr> <th style="text-align: left;">Part No.</th> <th style="text-align: left;">Description</th> <th style="text-align: right;"></th> </tr> </thead> <tbody> <tr> <td>MEE295</td> <td>1941-53.....</td> <td style="text-align: right; vertical-align: bottom;">each 4.00</td> </tr> </tbody> </table>   | Part No.   | Description |  | MEE295 | 1941-53.....   | each 4.00  |       |                             |           |
| Part No.  | Description  |            |             |  |        |  |            |       |                             |           |
| MEE295  | 1941-53.....   | each 4.00  |             |  |        |  |            |       |                             |           |
|  | <p>• <b>Accelerator Linkage Return Springs, Vertical</b></p> <table style="width: 100%; border-collapse: collapse;"> <thead> <tr> <th style="text-align: left;">Part No.</th> <th style="text-align: left;">Description</th> <th style="text-align: right;"></th> </tr> </thead> <tbody> <tr> <td>ME402</td> <td>1937-40.....</td> <td style="text-align: right; vertical-align: bottom;">each 4.00</td> </tr> <tr> <td>ME459</td> <td>1941-53. Made in USA! .....</td> <td style="text-align: right; vertical-align: bottom;">each 7.50</td> </tr> </tbody> </table>  | Part No.   | Description |  | ME402  | 1937-40.....   | each 4.00  | ME459 | 1941-53. Made in USA! ..... | each 7.50 |
| Part No.  | Description  |            |             |  |        |  |            |       |                             |           |
| ME402   | 1937-40.....   | each 4.00  |             |  |        |  |            |       |                             |           |
| ME459   | 1941-53. Made in USA! .....  | each 7.50  |             |  |        |  |            |       |                             |           |
|  | <p>• <b>Throttle Cable Brass Wire Stop</b><br/>Attaches to end of cable beside carburetor.</p> <table style="width: 100%; border-collapse: collapse;"> <thead> <tr> <th style="text-align: left;">Part No.</th> <th style="text-align: left;">Description</th> <th style="text-align: right;"></th> </tr> </thead> <tbody> <tr> <td>ME403</td> <td>1937-59 Fits beside carburetor .....</td> <td style="text-align: right; vertical-align: bottom;">each 1.75</td> </tr> </tbody> </table>   | Part No.   | Description |  | ME403  | 1937-59 Fits beside carburetor .....   | each 1.75  |       |                             |           |
| Part No.  | Description  |            |             |  |        |  |            |       |                             |           |
| ME403   | 1937-59 Fits beside carburetor .....   | each 1.75  |             |  |        |  |            |       |                             |           |

# MECHANICAL



...visit our website for **SPECIAL** savings!



**FUEL SYSTEM (continued)**

• **Air Filter Assembly, Original Style**

Created to copy the original 6 5/8" diameter dry element design. Looks very close to the factory original. Fits the Rochester, Zenith, and Carter YF replacements, not the early Carter W-I cast iron style. To create an even more authentic look, you might consider the copper mesh element, ME238 below.

**Part No. Description**

|       |                                       |      |       |
|-------|---------------------------------------|------|-------|
| ME904 | 1950-55 with original black top ..... | each | 64.50 |
| ME907 | 1950-55 with chrome top .....         | each | 72.50 |



• **Air Filter Element-Oil Wetted Type, Not Oil-Bath Design**

When using the original standard metal mesh GM air filter on top of carburetor.

**Part No. Description**

|        |   |      |       |
|--------|---|------|-------|
| ME424  | 1936-40 7" diameter copper mesh. Exact original .....   | each | 28.50 |
| ME238  | 1941-55 6" diameter copper mesh. Exact original .....   | each | 31.50 |
| ME2381 | 1941-55 6" hi-tech style paper. ME238 replacement ..... | each | 16.95 |

**Note:** Show quality ME424 and ME238 is the oil-wetted type originally used. Requires a light coating of oil to be effective.



• **Air Filter Retainer Wing Nut**

Fits the smaller #10 fine thread stud.

**Part No. Description**

|       |               |      |     |
|-------|---------------|------|-----|
| ME231 | 1936-46 ..... | each | .95 |
|-------|---------------|------|-----|



• **Gas Tanks - New (Original Design)**

Our new metal reproductions are shaped and formed just like GM. Show quality!

**Part No. Description**

|        |  |      |        |
|--------|--|------|--------|
| MEG146 | 1934-36 Pickup, Panel, Suburban rear of bed..... | each | 275.00 |
| MEG147 | 1939-46 1/2 and 3/4 ton Pickup, under seat.....  | each | 350.00 |

**Note:** 1934-46 gas tank comes without filler spout (See below.)



• **Gas Filler Spout**

A metal spout that extends through bed side and attaches to tank MEG146 above. Uses gas cap ME496.

**Part No. Description**

|        |               |      |       |
|--------|---------------|------|-------|
| MEG132 | 1934-36 ..... | each | 16.50 |
|--------|---------------|------|-------|



• **Gas Tank Straps**

**Part No. Description**

|        |  |     |       |
|--------|--|-----|-------|
| MEG103 | 1934-36 Secures tank under rear of bed ..... | set | 26.50 |
| MEG104 | 1939-46 Secures tank under seat .....        | set | 34.50 |



• **Gas Tank Installation Pads**

Protects under seat tank from straps.

**Part No. Description**

|        |              |     |       |
|--------|--------------|-----|-------|
| MEG123 | 1939-46..... | set | 11.95 |
|--------|--------------|-----|-------|



• **Gas Tank Sending Unit and Float**

**Part No. Description**

|        |                           |      |       |
|--------|---------------------------|------|-------|
| MEG124 | 1934-46 6 or 12 volt..... | each | 44.95 |
|--------|---------------------------|------|-------|



# MECHANICAL

*...visit our website for SPECIAL savings!*

|   |   |
|---|---|
|    | <p><b>FUEL SYSTEM (continued)</b></p> <p>• <b>Gas Tank Floats</b></p> <p><b>Part No.    Description</b></p> <p>ME718      1934-46 Coated cork as original .....pair      6.25</p>   |
|    | <p>• <b>Gas Tank Shut-Off Valve</b></p> <p>Threads into tank and connects to horizontal rubber flex line MEG128. Brass as original.</p> <p><b>Part No.    Description</b></p> <p>MEG137      1937-46 .....each      12.50</p>   |
|    | <p>• <b>Gas Tank Sender Gasket</b></p> <p>Fits on top of tank. Included in MEG124.</p> <p><b>Part No.    Description</b></p> <p>ME490      1936-66 Improved cork and rubber blend.....each      1.95</p>  |
|    | <p>• <b>Gas Tank Lower Flex Hose</b></p> <p>Fits between tank shut-off valve and metal line.</p> <p><b>Part No.    Description</b></p> <p>MEG128      1934-46 .....each      22.00</p>  |
|   | <p>• <b>Gas Cap -</b></p> <p><b>Part No.    Description</b></p> <p>ME496      1938-71 Non-locking Type .....each      9.95</p> <p>MEE103      1938-71 Chrome locking Type, 2 keys without Bowtie .....each      23.95</p> <p>ME497      1938-66 Chrome, 2 keys. With Chevrolet Bowtie .....each      37.95</p> <p><b>Note:</b> See "Cab Related Parts" section for gas filler neck grommet, filler hose, clamps, and etc.</p> |
| <p><b>HEATING SYSTEM</b></p> <p>• <b>Heater Core, Recirculator</b></p> <p>We now have the correct diameter round heater core for the original GM firewall mounted unit. Solder on the tanks from your heater if you have a bad core.</p> <p><b>Part No.    Description</b></p> <p>MEH244      1941-46 round O.D. 8 1/4" x I.D. 2 7/8" .....each      269.95</p> |   |
|    | <p>• <b>Heater Valve for Recirculator Heater</b></p> <p>Fits in water pump outlet as original when using a recirculator heater. Turn valve to regulate water flow into heater core. For 5/8" diameter hose.</p> <p><b>Part No.    Description</b></p> <p>ME364      For recirculator heaters.....each      46.75</p>  |
|    | <p>• <b>Heater Hose Water Shut Off Valve</b></p> <p>Fits in heater hose. Not original, but works excellent. Can be connected to operate with a cable from inside cab.</p> <p><b>Part No.    Description</b></p> <p>ME792      All years .....each      47.95</p>  |
|    | <p>• <b>Heater Hose Connectors</b></p> <p>Connects 5/8" heater hose to water pump and / or thermostat housing.</p> <p><b>Part No.    Description</b></p> <p>MEH153      2 3/4" length .....each      8.50</p> <p>MEH154      1 1/2" length .....each      7.50</p>  |

# MECHANICAL

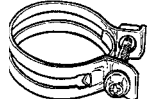


...visit our website for SPECIAL savings!

## HEATER SYSTEM (continued)

### • Heater Hose

| Part No. | Description               |      |      |
|----------|---------------------------|------|------|
| ME769    | 5/8" Specify length ..... | foot | 1.75 |



### • Heater Hose Clamp

| Part No. | Description                           |      |      |
|----------|---------------------------------------|------|------|
| ME204    | Original flat type as used by GM..... | each | 1.75 |



### • Heater Duct Tubing

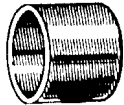
Connects heater to defroster duct under dash. Cut length to fit.

| Part No. | Description                    |     |       |
|----------|--------------------------------|-----|-------|
| ME283    | 1936-46 (1-1/2" diameter)..... | set | 26.95 |

## MISCELLANEOUS MECHANICAL

### • Crankshaft Pulley Sleeve

Metal sleeve fits over original crankshaft. Eliminates unwanted worn groove on crankshaft created by timing cover seal which may cause oil leaks. Pulley must be removed to install.



| Part No. | Description  |      |      |
|----------|--|------|------|
| ME256    | 1937-72 Chevrolet six cylinder and<br>1939-59 GMC six cylinder ..... | each | 7.95 |



### • Hub Cap Wheel Clips

Secures original hub caps to factory wheels. Made with spring steel as original. Nicely replaces rusted and broken clips.

| Part No. | Description          |      |      |
|----------|----------------------|------|------|
| ME150    | 1936-60 1/2 ton..... | each | 1.50 |



### • Wheel Cylinder Block Attaching Bolt, Rear

| Part No. | Description  |      |      |
|----------|--|------|------|
| MEE244   | 1936-50 All (Hollow bolt plus 2 washers for MEE246)..... | each | 3.95 |



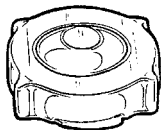




# MECHANICAL

*...visit our website for SPECIAL savings!*

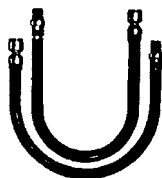
## MISCELLANEOUS MECHANICAL (continued)



|                  |  |           |
|------------------|--|-----------|
| <b>• Oil Cap</b> |  |           |
| <b>Part No.</b>  | <b>Description</b>   |           |
| ME271            | 1937-48 Chevrolet and most GMC's. Fits on top of side breather pipe..... | each 7.50 |



|   |   |            |
|---|---|------------|
| <b>• Oil Filter Cartridges</b>  |   |            |
| Disposable cartridge inside canister type filter assembly. Not late model spin on type. |   |            |
| <b>Part No.</b>   | <b>Description</b>  |            |
| ME289   | 1937-62 Chevrolet 4-1/8" diameter (cloth wrap as original)..... | each 19.50 |
| ME756   | 1937-62 Chevrolet 4-1/8" diameter (metal wrap replacement) .    | each 19.50 |
| ME373   | 1939-59 GMC 3-5/8" diameter.....                                | each 18.50 |

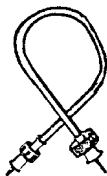


|   |                           |            |
|---|---------------------------|------------|
| <b>• Oil Filter Lines with Fittings, (Chevrolet six cylinder only)</b>  |                           |            |
| For optional external type oil filter assembly that attaches to intake manifold. Chevrolet 216 or 235 engine. Oil resistant rubber. |                           |            |
| <b>Part No.</b>   | <b>Description</b>        |            |
| ME295   | 14" Lower.....            | each 16.95 |
| ME296   | 18" Upper.....            | each 18.95 |
| ME739   | Both upper and lower..... | each 35.25 |

|  |                    |            |
|--|--------------------|------------|
| <b>• Oil Filter Pressure Lines, GMC</b>  |                    |            |
| Includes the two flexible lines (not the hard long lines) that often leak after many years. One of these flex lines is permanently attached to a formed metal line near the oil filter. Includes brass fittings. |                    |            |
| <b>Part No.</b>  | <b>Description</b> |            |
| MEB141   | 1939-59.....       | pair 48.75 |



|  |   |            |
|--|---|------------|
| <b>• Oil Filter Assembly</b>   |   |            |
| When you haven't found the original style. We now stock an attractive remote filter that is equal or better than GM. Attaches to firewall or inner fender (not to intake manifold). You provide oil lines to the factory pre-drilled holes in your block. With instructions. |   |            |
| <b>Part No.</b>  | <b>Description</b>                                    |            |
| MEO255   | 1941-62 216, 235 and 261 Chevrolet six cylinder ..... | pair 73.50 |



|   |  |            |
|---|--|------------|
| <b>• Speedometer Cables with Metal Wrap Housing</b> |  |            |
| Exact as original.                                  |  |            |
| <b>Part No.</b>                                     | <b>Description</b>   |            |
| ME485   | 1934-36 Chevrolet and 1936-46 GMC with square end connect at speedometer end - 72" ..... | each 46.50 |
| ME2721C   | 1937-46 Chevrolet - 72" .....  | each 37.50 |
| ME812   | 1939-59 Cab Over Engine body - 108".....   | each 42.50 |



|  |  |            |
|--|--|------------|
| <b>• Speedometer Cables with Black Vinyl Housing</b> |  |            |
| Excellent replacement.                               |  |            |
| <b>Part No.</b>                                      | <b>Description</b>                             |            |
| ME2274   | 1937-46 Some 4 speeds approx: - 72" long ..... | each 26.50 |
| ME811  | 1939-59 Cab Over Engine body - 108" .....      | each 39.50 |



|   |                    |           |
|---|--------------------|-----------|
| <b>• Speedometer Cable Firewall Grommet</b> |                    |           |
| <b>Part No.</b>                             | <b>Description</b> |           |
| FP183                                       | 1936-59.....       | each 1.75 |


# MECHANICAL



...visit our website for SPECIAL savings!

## MISCELLANEOUS MECHANICAL (continued)

### • Wheel Studs



| Part No. | Description                                   | each |      |
|----------|---|------|------|
| MEW200   | 1936-50 1/2 ton, front .....                  | each | 2.30 |
| ME344    | 1946-70 3/4 ton, front, 2wd, 1-3/4" long..... | each | 3.75 |
| ME521    | 1940-55 1st 1-1/2 and 2 ton, front .....      | each | 4.25 |
| ME1552   | 1936-62 1/2 rear .....                        | each | 2.75 |

### • Lug Nuts

For attaching wheels.



| Part No. | Description   | each |      |
|----------|---|------|------|
| ME141    | 1934-72 1/2 ton and<br>1934-45 3/4 ton, 7/16" x 20 threads..... | each | .75  |
| ME345    | 1946-72 3/4 ton and<br>1934-72 1 ton, 1/2" x 20 threads.....    | each | 1.95 |

### • Lug Nut Covers


Chrome acorn nut covers. A nice non-original dress up item.



| Part No. | Description             | each |     |
|----------|-------------------------|------|-----|
| MS341    | All years 1/2 ton ..... | each | .85 |
| MS344    | 3/4 ton .....           | each | .95 |

**NOTE:** MS272 fits over the 1-1/16" side to side lug nuts on the 1-1/2 and 2 ton 20 inch wheels.

## SUSPENSION PARTS




### • Leaf Springs

As original. Not re-arched, but freshly made new assemblies ready to install on your truck. Correct 1 3/4" wide.

| Part No. | Description                                   | each |        |
|----------|---|------|--------|
| MES106   | 1934-55 Center leaf spring bolt with nut..... | each | 1.90   |
| MES117   | 1934-36 1/2 ton, front .....                  | each | 159.00 |
| MES131   | 1937-38 1/2 ton, front .....                  | each | 225.00 |
| MES111   | 1939-46 1/2 and 3/4 ton, front .....          | each | 149.50 |
| MES112   | 1939-46 1/2 ton, rear .....                   | each | 225.00 |


**NOTE:** Request pricing and availability of leaf springs not shown above.

### • Spring Shackles



| Part No. | Description   | each |       |
|----------|---|------|-------|
| ME183    | 1934-46 1/2 and 3/4 ton, front .....                | each | 46.00 |
| MES200   | 1934-46 1, 1 1/2, And 2 ton, front (2" spring)..... | each | 50.50 |
| ME186    | 1934-46 1/2 ton, rear .....                         | each | 46.00 |

### • Spring Shackle Rubber Grease Seals

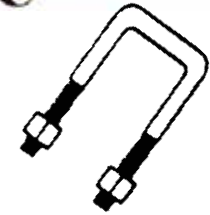


| Part No. | Description  | each |     |
|----------|--|------|-----|
| ME187    | Replaces original round cork type (included in ME183 and ME186)..... | each | .95 |



# MECHANICAL

*...visit our website for SPECIAL savings!*



**SUSPENSION PARTS (continued)**

**• Spring U-Bolts**

Holds leaf spring to axle. Includes proper attaching nuts. Two per spring required.

| Part No. | Description                  |      |       |
|----------|------------------------------|------|-------|
| ME276    | 1940-54 1/2 ton, front ..... | each | 10.00 |
| MES300   | 1934-46 1/2 ton, rear .....  | each | 16.00 |



**• Spring Bolt and Bushings**

| Part No. | Description   |      |       |
|----------|---|------|-------|
| ME260    | 1934-55 1st 1/2 ton front & rear, 3/4 ton front<br>1-3/4" spring..... | each | 29.75 |
| ME805    | 1941-55 1st 1 and 1-1/2 ton, 2" spring.....                           | each | 29.95 |

**• Spring Pins and Bushings, Rear Springs**

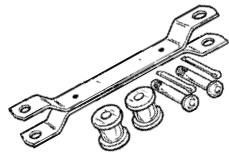
| Part No. | Description  |      |       |
|----------|--|------|-------|
| ME432    | 1937-55 1st 3/4 and 1 ton, for 2" rear springs ..... | pair | 59.95 |
| ME433    | 1937-62 1-1/2 ton, for 2-1/2" rear springs.....      | pair | 59.95 |



**• Shock Absorbers - Single Action Lever Type**

Original lever action type. Units are totally rebuilt to operate like new, including shaft resurfacing, modern seals, and fluid. Equal to new in quality and long life! They will out last the modern telescoping style 4 to 1. Plus core charge.


| Part No. | Description  |      |        |
|----------|--|------|--------|
| REME815  | 1934-46 Left front and<br>1947-49 Right front, 1/2 and 3/4 ton ..... | each | 119.50 |
| REME816  | 1934-46 Right front and<br>1947-49 Left front, 1/2 and 3/4 ton ..... | each | 119.50 |
| REME817  | 1934-49 Left, rear .....   | each | 119.50 |
| REME818  | 1934-49 Right, rear .....  | each | 119.50 |
| ME819    | Core charge for "Single Action" shock absorbers .....                | core | 30.00  |



**• Shock Absorber Link - For Single Action Shocks**

Complete with both bushings, pins, and brass sleeves.

| Part No. | Description  |      |       |
|----------|--|------|-------|
| ME263    | 1930-39 Front and<br>1933-36 Rear (8" long) .....    | each | 23.50 |
| ME410    | 1940-46 Front (6 3/4" long).....                     | each | 26.50 |
| ME411    | 1930-32 Rear and<br>1937-49 Rear (9 1/4" long) ..... | each | 27.50 |



**• Shock Absorber Link Rubber Bushings, Pins, and Sleeves**

Included in ME263, ME410, and ME411. Set of 2. Single action type only!

| Part No. | Description  |     |       |
|----------|--------------|-----|-------|
| ME262    | 1930-49..... | set | 12.75 |



**• Shock Absorber Link Upper Bushings - For Double Action Shocks**

| Part No. | Description  |      |       |
|----------|--------------|------|-------|
| MES110   | 1937-49..... | each | 13.75 |

...visit our website for **SPECIAL savings!**



**SUSPENSION PARTS (continued)**


• **Shock Absorber Link Lower Bushings - For Double Action Shocks**

| Part No. | Description  |       |
|----------|--|-------|
| MES115   | 1937-49 Front or rear. (metal cups over rubber).....pair | 24.75 |

• **Shock Absorber Fluid**

A proper replacement when adding fluid to the original 1949 and older lever action shock absorbers.

| Part No. | Description              |           |
|----------|--------------------------|-----------|
| ME672    | 32 ounce container ..... | each 8.95 |



• **Grease Fittings**

| Part No. | Description                                 |          |
|----------|---|----------|
| ME190    | Straight fitting .....                      | each .55 |
| ME191    | Angled fitting .....                        | each .65 |
| ME192    | Steering kit for tie rods and kingpins..... | set 9.75 |
| ME193    | 1940-59 Spring kit for 4 springs.....       | kit 9.75 |



**ME758**



**ME757**

• **Axle Bumpers, Rubber**

| Part No. | Description   |            |
|----------|---|------------|
| ME758    | 1940-55 1st Front, fits on axle above spring, square.....     | each 10.95 |
| ME757    | 1929-46 1/2 ton, rear, fits on axle above spring, round ..... | each 15.95 |



For hard farm service . . . for all-round duty  
**World's thriftiest high-powered trucks**  
*Buy one . . . be convinced!*



**NEW PERFECTED HYDRAULIC BRAKES**  
strongest available for trucks, economy, low "negative bias" stops



**NEW FULL-TRIMMED DE LUXE CAB**  
with Chevrolet instrument panel for extra comfort

**BUY one of these new Chevrolets for 1936 and you will own the world's thriftiest high-powered truck!**

*Buy one, and you will get all the power you need at the lowest cost. . . . Buy one, and you will keep farm profits up by keeping loadage costs down!*

*These new Chevrolets, powered by a High-Compression Valve-in-Head Engine, give the greatest pulling-power of any trucks in their price range. And, what is even more important, they give this greater pulling-power with less gas and oil. Moreover, they are the most economical of all trucks to maintain, because of the extra strength and dependability which Chevrolet builds into every part.*

*Pulling-power and economy! That's what you want when you buy trucks. And that's what you get, in unqualified measure, when you buy a Chevrolet. PLUS the unsurpassed safety of New Perfected Hydraulic Brakes; the greater comfort of a New Full-Trimmed De Luxe Cab, with clean-riveted instrument panel for safe control; and the greater reliability of a Full-Floating Rear Axle on 1 1/2-ton models—with the highest quality construction throughout.*

*Your Chevrolet dealer will be glad to give you complete information about the world's thriftiest high-powered truck and a convincing demonstration of its ability. See list—page 9!*

**6% NEW MONEY-SAVING G.M.A.C. TIME PAYMENT PLAN**  
Compare Chevrolet's low delivered price and low monthly payments.



**NEW HIGH-COMPRESSION VALVE-IN-HEAD ENGINE**  
with increased horsepower, increased torque, greatest economy in gas and oil



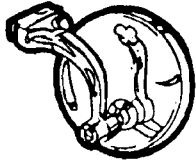
**FULL-FLOATING REAR AXLE**  
with load type wheel bearing on 1 1/2-ton models

## CHEVROLET TRUCKS



# MIRROR PARTS

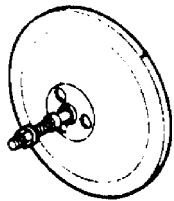
*...visit our website for SPECIAL savings!*



**• Mirrors, Peep Type**

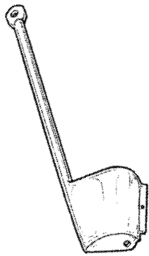
Very popular with those not going original. Attaches to door edge. Complete with bracket and attaching screws. Fits all years and models.

| Part No. | Description   |      |       |
|----------|---|------|-------|
| MI101    | Left, short curved chrome arm with 4" stainless head .....  | each | 19.95 |
| MI102    | Right, short curved chrome arm with 4" stainless head ..... | each | 19.95 |
| MI148L   | Left, 6" straight chrome arm with 4" stainless head .....   | each | 19.95 |
| MI148R   | Right, 6" straight chrome arm with 4" stainless head.....   | each | 19.95 |



**• Mirrors, Outside**

| Part No. | Description  |      |       |
|----------|--|------|-------|
| MI103    | Black 5" round.....  | each | 9.65  |
| MI125    | Chrome 5" round.....   | each | 10.50 |
| MI104    | Black rectangular type to replace MI103. Gives slightly more viewing area (5 1/2" x 7 1/2").....     | each | 13.50 |
| MI149    | Stainless rectangular type to replace MI125. Gives slightly more viewing area (5 1/2" x 7 1/2")..... | each | 16.95 |



**MI107**

**• Mirror Arms, Outside**

Attach to door hinge as original. In prime.

| Part No. | Description  |      |       |
|----------|--|------|-------|
| MI302    | 1934-36 High cab, left or right. Hand made in USA,!..... | each | 39.50 |
| MI127    | 1936-38 Low cab, left .....                              | each | 25.50 |
| MI128    | 1936-38 Low cab, right .....                             | each | 25.50 |
| MI106    | 1939-46 Left.....  | each | 25.50 |
| MI107    | 1939-46 Right .....                                      | each | 25.50 |



**• Mirror Arm Extension**


A great idea that allows you to add a 6" mirror arm extension. In seconds one bolt connects this extension to your original shorter arm. A hook holds it in place. The existing mirror head is moved to the end of this extension. It even swings back toward the cab if you have a narrow garage door opening. There are the same diameter of the original arm so they match that size. Fits right or left. Hand made in the USA!

| Part No. | Description  |      |       |
|----------|--------------|------|-------|
| MI304    | 1937-55..... | each | 17.75 |



**• Door Hinge Pins for Mirror Arms**

| Part No. | Description  |      |      |
|----------|--|------|------|
| DP112    | 1934-38 2-5/8" long. Also used on 1939-46 hinges without mirror arm..... | each | 2.50 |
| DP135    | 1939-46 3" long. Use with mirror arm .....                               | each | 2.75 |



# General Motors Trucks



# MISCELLANEOUS

...visit our website for **SPECIAL** savings!



• **Door Lubrication Stickers**

Chevrolet. Blue, yellow, and white, as original. Attaches to door post.

| Part No. | Description                    |      |      |
|----------|--------------------------------|------|------|
| MS101    | Lube sticker .....             | each | .60  |
| MS501    | Lube stickers (set of 5) ..... | set  | 2.75 |



• **Sales and Service Signs**

For garage, recreation room, shop, etc. Baked-on white enamel metal signs with vinyl decals. Approximately 14" x 17" in original three colors, as always displayed in dealerships. Punched right angle edge and ready to be secured to a vertical board or post. Double sided. Exterior or interior use. An excellent gift!

| Part No. | Description     |      |       |
|----------|-----------------|------|-------|
| MS102    | Chevrolet ..... | each | 31.95 |
| MS103    | GMC .....       | each | 31.95 |



• **"Decal Only" From Above Advertising Sales and Service Signs**

Use on windows, your own signs, etc. Approximately 11 1/2" diameter.

| Part No. | Description     |      |      |
|----------|-----------------|------|------|
| DE101    | Chevrolet ..... | each | 8.95 |
| DE102    | GMC .....       | each | 8.95 |



• **Chevrolet and GMC "Miniature Service Sign" Decals**

Use on windows, your own signs, etc. A miniature of DE101 and DE102 above.

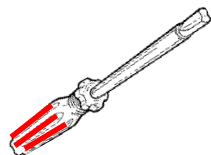
| Part No. | Description   |     |      |
|----------|---|-----|------|
| DE103    | Weatherproof vinyl, approximately 3" diameter.<br>One of each on a single sheet ..... | set | 1.95 |



• **Clutch Head Drivers**

Hard to find high quality drivers to complete your Chevrolet tool collection. A "must" when installing this unique bolt head.

| Part No. | Description                                       |           |       |
|----------|---|-----------|-------|
| MS110    | 5/32" .....                                       | each      | 6.95  |
| MS111    | 1/4" .....  | each      | 6.95  |
|          | 5/16" Not available separately .....              | set only. |       |
| MS313    | Full set of three, with clear plastic pouch ..... | set       | 16.95 |



• **Inner Tube**

| Part No. | Description                      |      |       |
|----------|----------------------------------|------|-------|
| MS204    | For original 16 inch tires ..... | each | 16.50 |

# MISCELLANEOUS



...visit our website for **SPECIAL** savings!

## WHEELS AND HUB CAPS

Our new wheels are very close to originals. They fit well with drum or disc brakes. Designed for tubeless radial or bias belted tires. We stock both original 6 lug pattern as well as 5 X 4 3/4" pattern for popular Chevy car wheels.

The following hub caps are slightly modified inside to fit this wheel center, however the changes are not visible when installed.



**MST150**

### • Wheels, Bare Steel

Smooth finish. Ready for priming and paint. Used with MST155, MST159 or MST163 hub cap listed below.

| Part No. | Description                                  | each | Price |
|----------|--|------|-------|
| MST150   | 1934-59 15" x 5" wide, 6 hole .....          | each | 85.50 |
| MST166   | 1934-59 15" x 6" wide, 5 hole x 4 3/4" ..... | each | 76.95 |

### • Wheels, Chrome

High polished mirror finish. Use with MST155, MST158, or MST163 hub cap listed below.

| Part No. | Description                                  | each | Price  |
|----------|--|------|--------|
| MST149   | 1934-59 15" x 5", 6 hole .....               | each | 115.00 |
| MST167   | 1934-59 15" x 6" wide, 5 hole x 4 3/4" ..... | each | 115.00 |



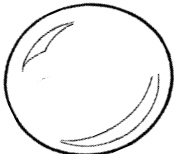
**MST158**

### • Hub Caps - Chrome Plated

Designed to fit "only" the above new wheels:

| Part No. | Description  | each | Price |
|----------|--|------|-------|
| MST158   | 1936-59 With Chevrolet red/blue stampings as 1941-46 ..... | each | 38.75 |
| MST155   | 1936-59 8" Without logo .....                              | each | 25.75 |
| MST163   | 1936-59 9" Without logo .....                              | each | 32.50 |

**WARNING:** The above hub caps will only fit these new wheels. They will not attach to the original wheels with inside spring clips. (Chrome ring not included. See.)



**MST155  
AND  
MST163**



**MST150 with  
MST158**



**MST149**



**MST150 shown with  
baby moon cap MST163**

### • Stainless Steel Wheel Ring

As used on deluxe pickups. Top quality! Looks great in combination with a chrome hub cap. 1 3/4" wide.

| Part No. | Description | each | Price |
|----------|-------------|------|-------|
| TR146    | 15" .....   | each | 24.00 |





# MISCELLANEOUS

...visit our website for **SPECIAL** savings!



**MST270NC**

• **Spare Tire Mounting Parts, Side Mount**

| Part No. | Description   | Price      |
|----------|---|------------|
| MST269   | 1934-36 Side mount cowl and fender rubber grommet ..... | each 12.00 |
| MST270NC | 1934-36 Side mount tire clamp. Paint as original. ....  | each 40.00 |



• **Spare Tire Under Bed Assembly**

Includes short and long arm and "J" hook. Slightly wider than original narrow 1937-46 unit but looks great!

| Part No. | Description                             | Price      |
|----------|---|------------|
| MST273   | 1941-50 1/2 ton.....                    | set 295.00 |
| MST274   | 1941-50 1/2 ton suburban and panel..... | set 295.00 |



• **Spare Tire Hook**

Holds up factory tire rack by attaching into rear cross sill. Includes special long retaining nut. (Included in spare tire under bed assembly.)

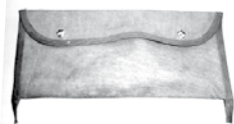
| Part No. | Description                  | Price      |
|----------|------------------------------|------------|
| MS107    | 1937-50 1/2 and 3/4 ton..... | each 14.50 |



• **Spare Tire Hook Locking Nut**

This special long brass nut fits MS107, however, it has a groove for use with your factory spare tire lock. Hand made in the USA!

| Part No. | Description                  | Price      |
|----------|------------------------------|------------|
| MS275    | 1937-50 1/2 and 3/4 ton..... | each 18.75 |



• **Factory Tool Bag**

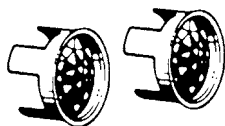
An exact copy of the original canvas tool bag placed in new GM trucks during the 1940s and 1950s. Made with proper olive color material and snaps. Inside are cardboard sheets with scale artist's drawings of each tool. You will know which tools to look for at swap meets, second-hand stores, garage sales, etc.

| Part No. | Description            | Price     |
|----------|------------------------|-----------|
| MS151    | Factory tool bag ..... | set 18.95 |



• **Key Blank, General Motors Style**

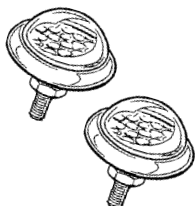
| Part No. | Description  | Price     |
|----------|--|-----------|
| MS120    | Authentic key for ignition, doors and glovebox. Ready to be cut..... | each 1.95 |



• **Blue Dots**

An after-market option. Very popular during prior years. Cut glass with chrome over brass ring. The best quality made! Easy to install in all plastic taillight lenses.

| Part No. | Description         | Price     |
|----------|---------------------|-----------|
| MS225    | Blue dot lens ..... | pair 8.95 |



• **Reflector License Plate Fasteners**

An inexpensive extra accessory to go with that older truck. Adds the final detail to an otherwise plain area. Quality reflective jewels with aluminum back, long bolt, and nut.

| Part No. | Description            | Price      |
|----------|------------------------|------------|
| MS157    | Red plastic lens ..... | pair 2.50  |
| MS158C   | Clear glass lens ..... | pair 10.50 |
| MS158O   | Orange glass lens..... | pair 10.50 |
| MS158G   | Green glass lens.....  | pair 10.50 |
| MS158B   | Blue glass lens.....   | pair 10.50 |
| MS158R   | Red glass lens .....   | pair 10.50 |

# MISCELLANEOUS



...visit our website for **SPECIAL** savings!



• **Scratch Pads**

For jotting down your important notes. Edges are bordered and have four truck fronts at bottom. Logo states: "Old Chevy Trucks".

| Part No. | Description                   |           |
|----------|-------------------------------|-----------|
| MS149    | About 50 sheets (7" x 7-1/4") | each 1.95 |



• **Identification Tag**

Exact copies of the oval etched plate used on the generator, starter, and distributor. Includes two threaded drive rivets.

| Part No. | Description  |           |
|----------|--|-----------|
| MS128    | Black etching on aluminum. Correct for 1941-59 distributor and 1941-55 generator and starter | each 7.50 |

• **Identification Tag Fasteners**

Correctly attach your tags (distributor, starter, and generator) just like GM. Press in spline design. Eight fasteners.

| Part No. | Description |          |
|----------|-------------|----------|
| MS518    | 1941-62     | set 7.95 |



• **Identification Tags**

The final authentic detail on your restored GM Truck! Black on silver tag showing the vehicle manufacturer, gross weight, horsepower, etc. (You stamp your serial number on spot provided.)

| Part No. | Description   |            |
|----------|---|------------|
| TR403    | 1936-38 GMC, All truck sizes, inner center firewall   | each 39.50 |
| TR404    | 1939-46 GMC, All truck sizes, right mid-cowl          | each 17.90 |
| *TR104   | 1939-41, Chevrolet, all truck sizes, right upper cowl | each 17.90 |
| TR105    | 1942-46 Chevrolet 1/2 ton, 4600 pounds                | each 17.90 |

\*On all but TR105, You stamp your truck's weight on plate as original. Thus, one fits all.



• **Coffee Mug**

Quality 11 ounce cobalt blue porcelain mug with white drawings of three early Chevrolet trucks. (Showing 1941-46, 1947-53, and 1955-56.) Red lettering states: "Old Chevy Haulers - An American Legend".

| Part No. | Description |           |
|----------|-------------|-----------|
| MS240    | Coffee mug  | each 8.50 |

**BASEBALL CAPS, HEAVY WEIGHTS**

We challenge you to find a better quality heavy weight baseball cap. These are embroidered with official GM registered logos and come in low profile brushed cotton twill. One size fits all due to adjustable rear band. Available in either black, tan with medium blue bill or tan with black bill. For great colored view of these attractive caps, click the miscellaneous section of our website 1934-46 catalog at [www.jimcartertruckparts.com](http://www.jimcartertruckparts.com).

**Chevrolet**

| Part No. | Description                                |            |
|----------|--|------------|
| MST430   | Black (Bowtie\Chevy Trucks)                | each 14.95 |
| MST432   | Tan with blue bill (Bowtie\Chevy Trucks)   | each 14.95 |
| MST431   | Tan with black bill (Bowtie\Chevy Trucks)  | each 14.95 |
| MST433   | Visor Black with Bowtie and flames on bill | each 16.95 |
| MST434   | Black with Bowtie and flames on bill       | each 17.95 |





# MISCELLANEOUS

...visit our website for **SPECIAL** savings!



## BASEBALL CAPS, HEAVY WEIGHTS (continued)

| GMC      |   |
|----------|---|
| Part No. | Description                                     |
| MST435   | Black (GMC Trucks).....each 14.95               |
| MST436   | Tan with black bill (GMC Trucks).....each 14.95 |



### • T-Shirts

The "Haulin' Heartland" is one of the most popular Chevrolet truck T-shirts. This colorful 100% pre-shrunk cotton shirt is just right for those that like the full range of Chevy trucks on the front and back. This shirt features such great trucks as 1941-46, 1947-53, 1955-56, 1967-68, 1969-70, 1971-72, and late 1990's. For a great view of this attractive double sided shirt check the "miscellaneous" section of our website 1934-46 catalog at [www.oldchevytrucks.com](http://www.oldchevytrucks.com).

| Part No. | Description               |
|----------|---------------------------|
| MST423   | Large..... each 17.95     |
| MST424   | X Large ..... each 17.95  |
| MST425   | XX Large ..... each 19.95 |



### • Don't Touch Me Sign

7" x 11" cardboard window sign at car show's to help keep finger prints off your truck.

| Part No. | Description   |
|----------|---|
| MS995    | Please Don't Touch Me, I'm Not That Kind of Truck! .....each 2.00 |



### • Vise Pads

Non-metal pads have internal magnets that attaches to vise jaws. Protects chrome and polished surfaces.

| Part No. | Description    |
|----------|----------------|
| MS715    | .....pair 8.95 |



### • Cage Nut

For many restorations, these unusual fasteners can be a great help. Weld both ears to your sheet metal. The inside square nuts are held in place and accept an attaching bolt. We stock three diameters with these thread sizes:

| Part No. | Description               |
|----------|---------------------------|
| MS657    | 5/16" X 18 .....each 1.95 |
| MS658    | 1/4" X 20 .....each 1.95  |
| MS659    | 3/8" X 24 .....each 1.95  |



### • Hood Hold Open Supports

When you want your hood securely held in the open position. Originally on GMC but fit equally well on Chevrolet. Installs quickly on wishbone rod where it attaches to firewall.

| Part No. | Description                                     |
|----------|---|
| MS508    | 1939-46 (Available Aug 2010) .....pair Inquire! |

**And they are every bit as outstanding in performance . . .  
endurance . . . and operating economy as they are in price**

*Always, demand follows quality and value! . . . Again in 1934, the demand for Chevrolet products has made Chevrolet the world's largest builder of trucks as well as of passenger cars. And now, thanks to economies resulting from volume production, Chevrolet offers still greater values—the highest quality Chevrolet Trucks ever built and the lowest-priced trucks you can buy! Truck buyers who want to save money will find that these are not only the*

*world's lowest-priced trucks, but that they are also very economical to operate and maintain. They are big—rugged—dependable trucks. They are powered by six-cylinder valve-in-head engines which use very little gas and oil. And they are extremely long-lived . . . built to do their job faithfully over a long period of years. Buy a Chevrolet Truck and you buy fine, dependable, economical haulage service—at the world's lowest price!*

CHEVROLET MOTOR COMPANY, DETROIT, MICHIGAN

*Compare Chevrolet's low delivered prices and easy G. M. A. C. terms. A General Motors Value*



**\*1 1/2-Ton Stake, \$720**  
(157" Wheelbase)



**\*1 1/2-Ton Stake, \$660**  
(131" Wheelbase)



**\*1 1/2-Ton Platform, \$630**  
(131" Wheelbase)



**\*1 1/2-Ton High Rack, \$745**  
(157" Wheelbase)



**\*1 1/2-Ton Chassis and Cab, \$605**  
(157" Wheelbase)



**1 1/2-Ton Open Express, \$655**  
(131" Wheelbase)


*Above are list prices of commercial cars f.o.b. at Flint, Mich. Special equipment extra. \*Dual wheels and tires \$20 extra. Prices subject to change without notice.*

**TRUCKS**



# MISCELLANEOUS

*...visit our website for SPECIAL savings!*



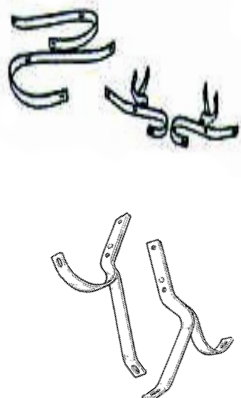
**• Bumpers**

| Part No. | Description  | Price       |
|----------|--|-------------|
| MS197    | 1934-36 Chevrolet only, front. Chrome.....   | each 355.00 |
| MS226    | 1934-36 Chevrolet and GMC, rear. Chrome.....   | each 355.00 |
| MS199    | 1937 Chevrolet only, front or rear. Chrome.....  | each 375.00 |
| MS200    | 1938-39 Chevrolet only, front or rear. Chrome with correct center horizontal indentation ..... | each 375.00 |
| MSB213   | 1940 Chevrolet front or rear. Chrome with 2 horizontal grooves, as original .....              | each 375.00 |
| MS237    | 1941-46 Chevrolet only, front or rear. Polished stainless.....                                 | each 395.00 |

**NOTE:** We have USED 1937-45 Chevrolet front bumper 1 1/2 ton you chrome or paint . 70.00 each. Call for availability.

**• Bumper Braces and Brackets**

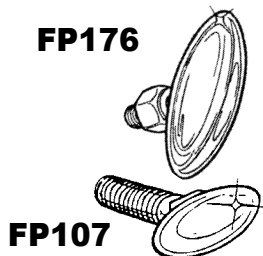
Steel flat bars formed as original.



| Part No. | Description   | Price       |
|----------|---|-------------|
| MSB106   | 1934-36 1/2 ton, front. For reproduction bumpers only! .....    | pair 145.00 |
| MSB108   | 1937 1/2, 3/4, and 1 ton, front.....                            | pair 149.00 |
| MSB203   | 1938-39 1/2 and 3/4 ton, front .....                            | set 149.00  |
| MSB207   | 1940 1/2 and 3/4 ton, front.....                                | pair 160.00 |
| MSB206   | 1941-46 1/2, 3/4, and 1 ton, front .....                        | pair 125.00 |
| MS202    | 1934-36 Inner bumper brace without frame extensions, rear ..... | each 145.00 |
| MSB107   | 1934-36 Rear extensions (use with MS202). Set of 4 .....        | set 79.00   |
| MSB199   | 1937 1/2 ton, rear. Set of 6 items.....                         | set 160.00  |
| MSB204   | 1938-39 1/2 ton, rear. Set of 6 items .....                     | set 160.00  |
| MSB208   | 1940 1/2 ton, rear. Set of 6 items.....                         | set 175.00  |
| MS184    | 1941-46 1/2 ton, rear. Set of 6 items .....                     | set 129.00  |

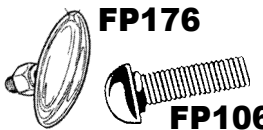
**BUMPER BOLTS, NUTS, ETC.**

**• Bumper Bolts - Chevrolet**



| Part No. | Description   | Price      |
|----------|---|------------|
| FP176    | 1931-36 With large oval head, nut, and washer (polished stainless) 3 1/2" inches high ..... | each 21.95 |
| FP173    | 1931-36 Bumper end eye bolts, nuts, and washers (polished stainless).....                   | pair 36.50 |
| FP106    | 1937 With rounded chrome head as original.....  | each 1.75  |
| FP107    | 1938-46 With oval head as original (polished stainless).....                                | each 8.50  |
| FP600    | 1938-46 FP107 sold in a set of 5.....   | set 39.50  |

**• Bumper Bolts - GMC**



| Part No. | Description   | Price      |
|----------|---|------------|
| FP176    | 1936-38 With large oval head, nut, and washer (stainless).... | each 21.95 |
| FP106    | 1936-46 With rounded chrome head as original.....             | each 1.75  |

**• Bumper Bolt Nuts**



| Part No. | Description  | Price     |
|----------|--|-----------|
| FP210    | For use with FP106 bumper bolts.....                       | each .20  |
| FPF211   | Marsden style has original slots in sides. For FP106 ..... | each 1.75 |

**Note:** For the perfectionist: The slotted Marsden nuts came on early trucks.

**• Bumper Brace Rubber Covers**



| Part No. | Description  | Price      |
|----------|--|------------|
| FP228    | 1941-46 Fits over brace openings in front splash apron below grille..... | pair 12.75 |

# MISCELLANEOUS




...visit our website for **SPECIAL** savings!

## RUNNING BOARDS, ETC.

### • Running Boards, Fiberglass, 1941-46 1/2 Ton

We finally found a pair of original 1/2 ton running boards that were the necessary quality to make the best molds. This product looks just like the originals. They bolt to your fenders and braces like the GM units. If you don't have New Old Stock GM metal boards, ours should be your choice for the perfect restoration. These black fiberglass 1941-46 running boards separate the men from the boys! They are also excellent with step plates MS215 or MS215G.




#### Part No. Description

|        |                            |      |        |
|--------|----------------------------|------|--------|
| MSR223 | 1941-46 1/2 ton left.....  | each | 295.00 |
| MSR224 | 1941-46 1/2 ton right..... | each | 295.00 |

### • Running Boards, Fiberglass

Top quality to perfectly fit your special truck. Made from new old stock patterns so they are correct in dimensions. Excellent for use with the aluminum decorative step plates, MS215 or MS215G. Fits Chevrolet and GMC 1/2 ton short bed.




#### Part No. Description

|        |   |      |        |
|--------|---|------|--------|
| MS222  | 1934-36 Left and right. Includes proper diamond tread.....  | pair | 390.25 |
| MS223  | 1937-38 Left and right. Ribbed like original.....   | pair | 475.00 |
| MS224  | 1941-46 Left and right. Smooth top surface without ridges.....  | pair | 450.00 |
| MSR226 | 1941-46 Left and right, 3/4 ton only. Ribbed like original. (Slight modification if used on 1939-40)..... | pair | 595.00 |
| MSR225 | 1941-46 Left and right. Smooth top, 2" wider than stock.....  | pair | 394.50 |

**Note:** For the non-original 1940-46 1/2 ton using wider tires, the wider rear fenders from a 1939 (SM257) are often used. These should be attached to the appropriate wider running boards MSR225.

### • Running Boards, Metal "Smoothie" Reproductions

An original gauge metal board particularly popular with those doing a street rod type pickup. Excellent for use with the aluminum step plates, MS215 or MS215G. Fits Chevrolet and GMC 1/2 ton short bed. Smooth metal. No ridges.

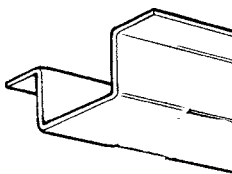


#### Part No. Description

|       |              |      |        |
|-------|--------------|------|--------|
| MS400 | 1934-36..... | pair | 575.00 |
| MS401 | 1937-38..... | pair | 575.00 |
| MS402 | 1939-40..... | pair | 575.00 |
| MS403 | 1941-46..... | pair | 575.00 |

### • Running Board Reinforcements

Perfectly replaces rusted-out welded on running board reinforcement between the two brace securing units. Cut these 30" units to your exact needs.



#### Part No. Description

|       |                                   |      |       |
|-------|-----------------------------------|------|-------|
| MS189 | 1934-55 2 required per truck..... | each | 11.00 |
|-------|-----------------------------------|------|-------|

# MISCELLANEOUS

...visit our website for **SPECIAL** savings!



RUNNING BOARDS, ETC. (continued)

• **Running Board to Brace Brackets**

Weld to the underside of your boards as original. Has proper bolt slots for securing to braces.

| Part No. | Description                                     |      |      |
|----------|---|------|------|
| MS2291   | 1936-55 5-3/4" long, 4 required per truck ..... | each | 9.00 |
| MS2292   | 1936-55 9" long, 2 required per side truck..... | each | 9.00 |


• **Running Board Step Plates**

Beautiful polished aluminum.

| Part No. | Description  |      |       |
|----------|--|------|-------|
| MS220    | Chevrolet with toe kick 5" x 8 3/4".....                         | pair | 58.95 |
| MS215    | Chevrolet with blue Bow-tie emblem 5-1/4" x 11".....             | pair | 55.95 |
| MS215G   | GMC with attractive early style letter design 5" x 10 5/8" ..... | pair | 44.50 |
| MSR222   | GMC as MS215G except non-polished 5" x 10 5/8".....              | pair | 29.00 |



**MS220**



**MS215**



**MS215G & MSR222**

**MISCELLANEOUS PARTS, ETC.**

• **Truck Covers, Universal Truck Fit**

A great light weight single layer cover designed for protecting your truck during inside storage. Very close to a custom fit. Clean with a garden hose. Not designed for longterm outside storage.



| Part No. | Description                                      |      |       |
|----------|--|------|-------|
| MST179   | 1947-55 Chevrolet/GMC shortbed (Universal) ..... | each | 89.50 |
| MST196   | 1947-55 Chevrolet/GMC Suburban and Panel.....    | each | 93.75 |

• **Vintage Flashlight**

Now available for the first time since the 1940's. The metal housing attaches to the steering column and the chrome flashlight snaps to the rubber edge clamp. A popular item made just like the original! Requires 2 D-cell batteries. (Not included.)

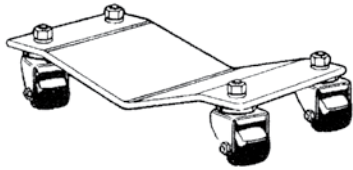
| Part No. | Description               |      |       |
|----------|---------------------------|------|-------|
| MS720    | Flashlight and clamp..... | each | 14.50 |



# MISCELLANEOUS



...visit our website for **SPECIAL** savings!



• **Auto Dolly**

Move your special car or truck easily across a floor. Free up space in garage or storage buildings.

These heavy duty dollies are U.S. made and rated at 6000 lbs. Low profile 1/4" powder coated steel plate. Polyurethane ball bearing won't mar floors and can turn 360° circle. Packed in sets of four each.

| Part No. | Description                          |     |        |
|----------|--------------------------------------|-----|--------|
| MS710    | set of 4 (8" wide x 16" long) .....  | set | 149.00 |
| MS711    | set of 4 (12" wide x 16" long) ..... | set | 159.00 |

**GOT TO SEE THESE!**

**MS652**



• **Counter or Bar Stool**

We provide seven "GM" counter or bar stools. Great for your shop or rec. room. Their colorful 14" cushions swivel on chrome legs 30" high.

| Part No. | Description                        |     |       |
|----------|------------------------------------|-----|-------|
| MS650    | GMC General Motors Trucks .....    | set | 99.95 |
| MS651    | Super Service .....                | set | 99.95 |
| MS652    | We Use Genuine Parts .....         | set | 99.95 |
| MS653    | Chevrolet Racing .....             | set | 99.95 |
| MS654    | Red Bowtie on all Black Seat ..... | set | 99.95 |
| MS655    | Ok Used Cars .....                 | set | 99.95 |
| MS656    | Chevrolet GM Genuine Parts.....    | set | 99.95 |

**MS651**



**MS654**



**MS655**

**MS650 Below!**



**MS653**







# PAINT

*...visit our website for SPECIAL savings!*

## PAINT, EXTERIOR

To date, most of our customers have found no supplier for the proper colors for vintage GM trucks. The only choice was to have paint mixed close to the original. We can now correct that problem. We have obtained a source for the more popular exterior colors for Chevrolet and GMC 1936 and up. 1/2 and 3/4 ton pickups usually require 1-1/2 gallons for good paint coverage. These are mixed in fresh acrylic enamel.

**Note:** Sorry, no paint shipped out of the 48 Continental United States.



### • Paint Sheets

Lists the names and years of the various colors which were available from 1936 to 1966.

| Part No. | Description             |      |     |
|----------|-------------------------|------|-----|
| LI124    | 1936-66 Chevrolet ..... | each | .15 |
| LI142    | 1938-66 GMC .....       | each | .15 |



### • Basic Colors - Chevrolet

| Part No. | Description   |        |        |
|----------|---|--------|--------|
| PT490Q   | 1936-42 Apple Green (not the pin stripe color)..... | quart  | 56.50  |
| PT490G   | 1936-42 Apple Green (not the pin stripe color)..... | gallon | 169.50 |
| PT401Q   | 1936-48 Boatswain Blue.....                         | quart  | 56.50  |
| PT401G   | 1936-48 Boatswain Blue.....                         | gallon | 169.50 |
| PT402Q   | 1936-48 Brewster Green .....                        | quart  | 56.50  |
| PT402G   | 1936-48 Brewster Green .....                        | gallon | 169.50 |
| PT403Q   | 1936-48 Export Blue .....                           | quart  | 56.50  |
| PT403G   | 1936-48 Export Blue .....                           | gallon | 169.50 |
| PT404Q   | 1936-52 Armour Yellow.....                          | quart  | 59.80  |
| PT404G   | 1936-52 Armour Yellow.....                          | gallon | 179.50 |
| PT406Q   | 1936-55 1st Cream Medium .....                      | quart  | 56.50  |
| PT406G   | 1936-55 1st Cream Medium .....                      | gallon | 169.50 |



### • Basic Colors - GMC

| Part No. | Description                  |        |        |
|----------|------------------------------|--------|--------|
| PT801Q   | 1938-50 Ferrara Blue.....    | quart  | 56.50  |
| PT801G   | 1938-50 Ferrara Blue.....    | gallon | 169.50 |
| PT802Q   | 1938-52 Morat Green .....    | quart  | 56.50  |
| PT802G   | 1938-52 Morat Green .....    | gallon | 169.50 |
| PT803Q   | 1938-52 Narva Green .....    | quart  | 56.50  |
| PT803G   | 1938-52 Narva Green .....    | gallon | 169.50 |
| PT806Q   | 1939-53 Brewster Green ..... | quart  | 56.50  |
| PT806G   | 1939-53 Brewster Green ..... | gallon | 169.50 |

### • Red and Maroons - Chevrolet

| Part No. | Description               |        |        |
|----------|---------------------------|--------|--------|
| PT405Q   | 1936-52 Swifts Red .....  | quart  | 59.80  |
| PT405G   | 1936-52 Swifts Red .....  | gallon | 179.50 |
| PT407Q   | 1936-72 Omaha Orange..... | quart  | 59.80  |
| PT407G   | 1936-72 Omaha Orange..... | gallon | 179.50 |

# PAINT



...visit our website for **SPECIAL** savings!



**PAINT, EXTERIOR (continued)**

• **Red and Maroons - GMC**

| Part No. | Description                     |        |        |
|----------|---------------------------------|--------|--------|
| PT804Q   | 1938-52 Pimpernel Scarlet ..... | quart  | 59.80  |
| PT804G   | 1938-52 Pimpernel Scarlet ..... | gallon | 179.50 |
| PT805Q   | 1938-53 Permanent Red .....     | quart  | 59.80  |
| PT805G   | 1938-53 Permanent Red .....     | gallon | 179.50 |

• **Kildare Green**

During 1939-46, Brewster green was the standard color on Chevrolet trucks. The other colors were non extra cost options. We now have the harmonizing green color that was placed on the cab and hood belt moulding of the Brewster Green trucks. An apple green stripe PT603AG was then placed on the center of the belt line.

| Part No. | Description         |      |       |
|----------|---------------------|------|-------|
| PT602    | Kildare green ..... | pint | 24.60 |

• **Pin Striping Tape for Cabs**

A final detail for the perfectionist. Furnished in the original width and most of the factory colors. Location and technical instructions included for 1939-46. (Example: Scarlet stripe was used over Boatswain Blue. Black was used over Medium Cream. Argent Silver stripe was used over Swifts Red and Black.)

| Part No. | Description         |     |       |
|----------|---------------------|-----|-------|
| PT603AG  | Apple Green.....    | kit | 13.00 |
| PT603CM  | Cream .....         | kit | 13.00 |
| PT603LG  | Light Green .....   | kit | 13.00 |
| PT603SC  | Scarlet.....        | kit | 13.00 |
| PT603SI  | Argent Silver ..... | kit | 13.00 |
| PT603WH  | White.....          | kit | 13.00 |

• **Striping Tape**

When you want to paint or spray your own cab stripe and not use the above colored tape. Once applied, the tape center can be pulled away to expose the paintable stripe surface. See LITERATURE SECTION for pin striping sheet, LI158.

| Part No. | Description            |      |       |
|----------|------------------------|------|-------|
| PT217    | 15 Yards per roll..... | each | 24.95 |

**PAINT, INTERIOR**

• **1936-38 Chevrolet and GMC Special "Wrinkle" Finish**

As original on these early trucks. Spray and baking instructions included.

**Note:** After spraying wrinkle paint (PT134 and PT135) you must place items in a drying oven to give it the proper wrinkle texture. A small drying oven can easily be constructed with a cardboard box over a grill. Hot air will rise from Bar B.Q. briquettes below the drying grill that holds the freshly painted parts. Do not overheat! Practice with painted scrap metal first. Do this outside only, not inside any building.

| Part No. | Description                 |       |       |
|----------|-----------------------------|-------|-------|
| PT134    | Brown, original color ..... | quart | 38.50 |
| PT135    | Black .....                 | quart | 38.50 |
| PT128    | Black, spray can .....      | each  | 10.20 |



# PAINT

*...visit our website for SPECIAL savings!*



**PAINT, INTERIOR (continued)**

• **Interior Paint**

For cab, doors, dash, seat frame, etc. Formulated to exact color. Two quarts normally required.

| Part No. | Description  |             |
|----------|--|-------------|
| PT105    | 1939 Chevrolet, gray brown enamel.....   | quart 55.50 |
| PT106    | 1940-46 Chevrolet, special beige color "Hammered" type, as original. Gives that unique cloud or "fish eye" appearance. Instructions included ..... | quart 49.75 |
| PT133    | 1940-46 GMC, silver brown enamel with slight metallic.....   | quart 62.50 |

• **Steering Wheel and Column Paint**

| Part No. | Description                          |            |
|----------|--------------------------------------|------------|
| PT136    | 1942-46 Brown (1941 was black) ..... | pint 39.50 |



**PAINT, ENGINE AND TRANSMISSION**

• **Engine Paint**

The best high-temperature engine enamel available anywhere. Exact factory colors to give your engine that "final touch". Fast drying.

| Part No. | Description                               |             |
|----------|---|-------------|
| PT115    | 1929-62 Chevrolet six cylinder, grey..... | quart 45.95 |
| PT117    | 1939-48 GMC six cylinder, olive .....     | quart 45.95 |

• **Transmission Paint**

Gives the appearance of new cast iron. A must for the perfect restoration.

| Part No. | Description              |           |
|----------|--------------------------|-----------|
| PT138    | 12 ounce spray can ..... | each 8.75 |



• **Paint, Stainless Exhaust Manifold**

A special blend of stainless steel high temperature engine paint. Gives the appearance of new metal. Excellent on cast iron.

| Part No. | Description                  |            |
|----------|------------------------------|------------|
| PT139    | Exhaust manifold paint ..... | pint 35.75 |

• **Exhaust Manifold Filler**

Hi temp paste fills rust pit holes.

| Part No. | Description  |            |
|----------|--------------|------------|
| MEE324   | 1936-52..... | each 15.00 |



• **Engine Accessory Paint**

Black. For generator, starter, distributor, frame, etc. High temperature.

| Part No. | Description       |             |
|----------|-------------------|-------------|
| PT119    | Black paint ..... | quart 19.50 |

# PAINT



...visit our website for **SPECIAL** savings!

FOR THE  
PERFECTIONIST!

## PAINT, BUMPER AND GRILLE

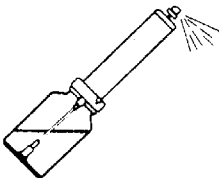
### • Turret Grey

During World War II when chrome was not available, grey paint was substituted. We now have the proper enamel color as used on Chevrolet grilles, bumpers, and hood strips during most of 1943-45.

| Part No. | Description  | Price       |
|----------|--------------|-------------|
| PT100    | 1943-45..... | quart 59.00 |

### • Paint Sprayer, Portable

Can be used to spray over 1,001 products. With this self-powered unit you can make your own sprayer for quality paints. Particularly good in spraying paints or doing smaller touch-up jobs. Sprays 12 to 16 ounces of liquid.



| Part No. | Description                          | Price     |
|----------|--------------------------------------|-----------|
| PT124    | Complete sprayer .....               | set 7.50  |
| PT125    | Extra power unit.....                | each 6.50 |
| PT126    | Extra product container, glass ..... | each 1.75 |



# GMC POWER

## Takes Hills Faster

Save Time ... Cut Gas Costs with these Stronger-Pulling Low-Priced Trucks!

THAT EXTRA MARGIN OF POWER makes a General Motors Truck the best performer on any haul. You not only save time on hills, but often pull through in a higher gear than you ever used before. And you also save gas! That's because a GMC develops its greater pulling power by burning fuel more efficiently—not by burning more of it. The secret is the GMC Turbo-TopPiston, pictured above, and the revolutionary combustion chamber it forms in the GMC engine. No other truck engine is like it. And no other truck gives you so many additional engineering advancements, GMC Ball-Bearing Steering saves as much as 37% of the work at the wheel. Cradle-Coil Seats give the GMC driver the most comfortable ride of any truck. Try a GENERAL MOTORS TRUCK today!



AMERICA'S Low-Priced Truck of Value **GMC TRUCKS**... Gasoline-Diesel



# PAINT

*...visit our website for SPECIAL savings!*



**Most everyone has heard about POR-15.**

We were so impressed with what this product can do for you in your restoration, we became a dealer! Whether you are painting the frame on a body-off restoration or just protecting your battery tray from acid chemicals, this "one time" application will do the job. Even great on farm machinery and underwater marine items. It's proven reputation is unequalled!!

**• Metal Ready**

Provides the best adhesion on any metal surface including aluminum and polished surfaces. It gently etches the metal and gives an ideal surface for coatings such as POR-15 after thoroughly degreasing, "Metal Ready" will neutralize rust and etch any clean bare metal. (This is not needed for the POR-15 coating below if the surface is grease free.)

| Part No.   | Description             |            |
|------------|-------------------------|------------|
| POR15D20MR | 20oz spray bottle ..... | each 19.95 |



**• POR-15 Coating**

This is what its all about !! Chemically combines with rust as you paint. No need to remove rust first. Great on truck and car parts such as frames, suspension, floor pans, corroded battery trays, and even engines. This is not just paint. It is so tough you will be surprised how little the chassis is effected by rocks on gravel roads.

| Part No.  | Description           |             |
|-----------|-----------------------|-------------|
| POR15DPSG | Semi gloss black..... | pint 34.75  |
| POR15DPQB | Semi gloss black..... | quart 55.75 |
| POR15DPB  | Black .....           | pint 36.95  |



**• Chassis Top Coat Gloss Black**

This sunlight resistant coating is just right for metal that will be exposed to the sun. Its UV additives prevent sun fading and keeps that new high shine appearance. Paint over the POR-15 for the toughest, most permanent protection against rust, corrosion, and sunlight ever developed.

| Part No.   | Description |             |
|------------|-------------|-------------|
| POR15DQCHB | .....       | quart 49.95 |



**• Fuel Tank Sealer**

This high-tech sealer is formulated to not only stop pin hole leaks but resists all fuels including those with higher alcohol content. Stops rust corrosion, and leaks permanently. Chemically bonds to the inside tank metal surface. Seals up to a 25 gallon tank.

| Part No.   | Description |             |
|------------|-------------|-------------|
| POR15DQFTS | .....       | quart 44.75 |



**• Marine-Clean**

Cleans and degreases in one application without leaving residues, noxious fumes or flammable solvents.

| Part No.  | Description |             |
|-----------|-------------|-------------|
| POR15DQMC | .....       | quart 13.50 |



**• POR-15 Solvent**

Specially formulated for easy cleanup or thinning of POR-15 Rust Preventive Paint.

| Part No.  | Description |             |
|-----------|-------------|-------------|
| POR15QSLV | .....       | quart 18.50 |

# RADIO



...visit our website for **SPECIAL savings!**



## RESTORED RADIOS

### • Radio - Rebuilt AM

These under dash 60 year old radios have been disassembled and rebuilt to play like new. Includes speaker. Secured to lower edge of dash at the left of steering column. Due to the rarity of rebuildable cores, please inquire on availability.

| Part No. | Description                | each | Price  |
|----------|----------------------------|------|--------|
| RERA121  | 1939-46 6 volt radio ..... | each | 425.00 |



## RADIO ANTENNA

### • Radio Antenna

Exact duplicate of an original style with small red ball on top and bullet shape end on bottom. Stainless mast and hand polished chrome trim caps. Show quality!

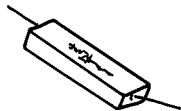
| Part No. | Description  | each | Price |
|----------|--|------|-------|
| RA108    | 1946 and older bodies. Nice copy of the original attaches to side of cab with two brackets. .... | each | 43.50 |



## • Radio Noise Suppressors


On some applications annoying radio noise is picked up and heard through the speakers. This is usually due to original style copper spark plug wires. It can be eliminated with our suppressors. They originally were attached to three places on your truck's electrical system. Try one or all three to eliminate noise. Place on battery terminal of voltage regulator, battery side of coil, and armature side of generator..

| Part No. | Description           | each | Price |
|----------|-----------------------|------|-------|
| RA450    | Radio suppressor..... | each | 15.50 |



## • Voltage Reducer, Radio

| Part No. | Description   | each | Price |
|----------|---|------|-------|
| EL135    | Drops 12 to 6 volts. Necessary if you have converted to a 12 volt system and use a 6 volt radio ..... | each | 10.50 |





# SHEET METAL

...visit our website for *SPECIAL* savings!

## CAB REPAIR PANELS

Save much body time attempting to make these unusual panels. Made in USA!



### • Cowl Panel, Lower Front

Two piece set (1 inner and 1 outer). Original gauge metal! Hand formed. 6" high.

| Part No. | Description         |     |       |
|----------|---------------------|-----|-------|
| SM464L   | 1939-40 Left .....  | set | 98.00 |
| SM464R   | 1939-40 Right ..... | set | 98.00 |
| SM456L   | 1941-46 Left .....  | set | 85.00 |
| SM456R   | 1941-46 Right ..... | set | 85.00 |

### • Upper Windshield Opening on Cab



| Part No. | Description                                       |      |       |
|----------|---|------|-------|
| SMC193L  | 1939-46 Left, (Approx: 4" high x 22" long) .....  | each | 62.00 |
| SMC193R  | 1939-46 Right, (Approx: 4" high x 22" long) ..... | each | 62.00 |

### • Door Patch Panels



#### Part No. Description

These hand rolled and formed panels nicely replace your rusted out door skins. Includes the three right angle edges to bend over your door frame. The shorter panel will repair the spotted rust on the door bottom edge if all else is good. Professional installation recommended to insure a perfect final appearance! Welding these short panels is difficult for an amateur! Made in USA!

| Part No. | Description                          |      |       |
|----------|--------------------------------------|------|-------|
| SMD146L  | 1936-38 left, approx:6" high .....   | each | 55.50 |
| SMD146R  | 1936-38 right, approx:6" high .....  | each | 55.50 |
| SMD147L  | 1939-46 left, approx:6" high .....   | each | 55.50 |
| SMD147R  | 1939-46 right, approx:6" high .....  | each | 55.50 |
| SM308L   | 1936-38 Left, approx:26" high .....  | each | 98.00 |
| SM308R   | 1936-38 Right, approx:26" high ..... | each | 98.00 |
| SM309L   | 1939-46 Left, approx:25" high .....  | each | 98.00 |
| SM309R   | 1939-46 Right, approx:25" high ..... | each | 98.00 |

### • Door Bottoms

Will perfectly fit your original doors. These hand made pieces include the proper bends and curved edges. Original gauge metal. Made in USA!

| Part No. | Description         |      |       |
|----------|---------------------|------|-------|
| SMD149L  | 1936-38 Left.....   | each | 85.00 |
| SMD149R  | 1936-38 Right ..... | each | 85.00 |
| SMD150L  | 1939-46 Left.....   | each | 85.00 |
| SMD150R  | 1939-46 Right ..... | each | 85.00 |

### • Floorboard Sections - Fiberglass

Proper grooves and bends. Top quality fiberglass. The flat section below your feet. Add hole for master cylinder cover.



| Part No. | Description           |      |       |
|----------|-----------------------|------|-------|
| FL168    | 1936-38 4-Speed ..... | each | 76.50 |
| FL169    | 1939-40 4-Speed ..... | each | 76.50 |
| FL153    | 1941-46 3-Speed ..... | each | 76.50 |
| FL154    | 1941-46 4-Speed ..... | each | 76.50 |

# SHEET METAL

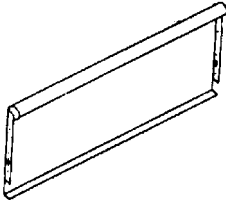


...visit our website for **SPECIAL** savings!



• **Rocker Panels, Fit on cab below door.**

| Part No. | Description                     | each | Price |
|----------|---------------------------------|------|-------|
| SMR458   | 1936-38 Left, fiberglass .....  | each | 70.00 |
| SMR459   | 1936-38 Right, fiberglass ..... | each | 70.00 |
| SMR460   | 1939-46 Left, fiberglass .....  | each | 75.00 |
| SMR461   | 1939-46 Right, fiberglass ..... | each | 75.00 |




**BED SHEET METAL**

• **Front Bed Panels**

Now, for the first time since discontinued by General Motors. Exact gauge, bends, welds, holes, etc., as original. Bolts into place as original. Price includes the mounting rod and the bolts, nuts, and washers for securing the panel to the bed sides and flat surface.

| Part No. | Description                          | each | Price |
|----------|--------------------------------------|------|-------|
| SM113    | 1934-39 Chevrolet, 1934-38 GMC ..... | each | 99.50 |
| SM114    | 1940-46 Chevrolet, 1939-46 GMC.....  | each | 99.50 |

**Note:** 1939-46 GMC uses a metal bed floor (not wood).



• **Tailgates**

Formed steel, with ends. Ready for final sanding and painting. These quality tailgates are made to original specifications. In primer. Made in USA!

| Part No. | Description   | each | Price  |
|----------|---|------|--------|
| SM117    | 1934-39 Chevrolet, non lettered. Also fits GMC .....          | each | 205.00 |
| SM241    | 1939 Chevrolet, includes rolling script as original.....      | each | 250.00 |
| SM319    | 1934-39 GMC with rolling script in oval ring as original..... | each | 325.00 |
| SM207    | 1940 Chevrolet, with rolling script as original .....         | each | 295.00 |
| SM320    | 1940 GMC, with rolling script as original .....               | each | 325.00 |
| SM321    | 1941-46 GMC, includes rolling script as original .....        | each | 328.00 |
| SM172    | 1941-46 Chevrolet, non lettered. Will also fit GMC.....       | each | 175.00 |
| SMT199   | 1941-46 <b>Custom</b> Chevrolet block lettered .....          | each | 225.00 |
| SM166    | 1940 Chevrolet or GMC, non lettered.                          |      |        |

Custom tailgate (not original).....each 205.00

**Note:** If you want the Chevrolet script on your 1934-38, use the 1939 tailgate (SM241). However, the 1934-38 and 1941-46 Chevrolet tailgate did not come with lettering.

**Note:** 1939-46 GMC uses a metal bed floor (not wood).

**Note:** SM207 has the correct large lower roll.



• **Tailgate Ends**

| Part No. | Description                                 | pair | Price |
|----------|---|------|-------|
| SM226    | 1941-53 (included in SM321 and SM172) ..... | pair | 28.00 |



• **Tailgate Hinges and Adaptor**

| Part No. | Description                      | each | Price |
|----------|----------------------------------|------|-------|
| SM151    | 1934-39 (Also fits SM166.) ..... | each | 16.95 |
| SMT196   | 1940 Adaptor .....               | pair | 52.00 |
| SM175    | 1941-53.....                     | each | 11.00 |

**Note:** If you don't have the original hinge, we have the special hinge adaptor for large roll on the 1940 SM207 only. Use with SM175.



• **Hidden Tailgate Latches, Stepside**

For use in custom applications for replacing the old tailgate chains. This is a unique "locking" system that keeps them in open position when the gate is down. Zinc plated. These work great with the tailgate arms below.

| Part No. | Description   | pair | Price |
|----------|---------------|------|-------|
| SM608    | 1941-72 ..... | pair | 85.00 |





# SHEET METAL

*...visit our website for SPECIAL savings!*



### BED SHEET METAL (continued)

• **Tailgate Support Arms, Stepside**

When you want to eliminate the original tailgate chains! Hidden when gate is closed. Excellent for the custom stepped truck for something a little different! Zinc plated. Assembly includes upper and lower pivots, links, and installation hardware.

| Part No. | Description                  |            |
|----------|------------------------------|------------|
| SM610    | 1941-53 Chevrolet / GMC..... | pair 70.00 |



• **Tailgate Chain Hook Protectors**

Protect your newly painted tailgate from chips. This is always a problem where the chain enters the tailgate. The small clear vinyl covers are almost invisible!

| Part No. | Description   |           |
|----------|---------------|-----------|
| SM245    | 1932-53 ..... | pair 1.25 |

• **Tailgate Chains**

| Part No. | Description  |            |
|----------|--|------------|
| SM229    | 1932-53 Remove eyebolts if used on 1932-40, zinc plated..... | pair 33.90 |
| SMT300   | 1932-53 Stepside, polished stainless steel.....              | pair 49.50 |



• **Tailgate Chain Cover**

Protect the paint on your bed with these original type tubular covers. Includes water drain hole.

| Part No. | Description                   |           |
|----------|-------------------------------|-----------|
| SM246    | 1932-72 Stepside - black..... | pair 4.75 |
| SM2461   | 1932-72 Stepside - clear..... | pair 7.95 |



• **Running Board to Bed Apron**

Metal reproduction. Exact bends and gauge.

**Left**

| Part No. | Description          |            |
|----------|----------------------|------------|
| SM208    | 1934-36 1/2 ton..... | each 44.00 |
| SM164    | 1937-39 1/2 ton..... | each 42.50 |
| SM152    | 1940-46 1/2 ton..... | each 34.95 |
| SM237    | 1940-46 3/4 ton..... | each 57.00 |

**Right**

| Part No. | Description          |            |
|----------|----------------------|------------|
| SM209    | 1934-36 1/2 ton..... | each 44.00 |
| SM163    | 1937-39 1/2 ton..... | each 42.50 |
| SM149    | 1940-46 1/2 ton..... | each 34.95 |
| SM238    | 1940-46 3/4 ton..... | each 57.00 |

• **Running Boards, See Miscellaneous Section**



NEW HIGH-COMPRESSION  
VALVE-IN-HEAD ENGINE

# SHEET METAL



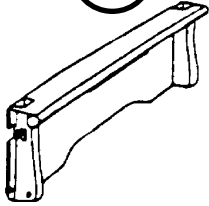
...visit our website for **SPECIAL** savings!

## BED SIDES FOR STEPSIDE PICKUPS

Excellent metal reproductions. Includes stake pockets and corner bed strips. A few exceptions noted below are without these welded-on parts. (On these, use your own corners and stake pockets.)

**Note:** The 1934-36 bed sides do not have center wheelwell humps which provides clearance for original lever action shock absorber arms. For 1940-46 GMC metal bottom beds. See Metal Bed Floors in our Bed Part Section.

TL



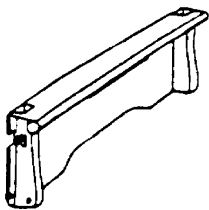
### • Bed Sides for Stepside Pickups - 1/2 Ton

| Part No. | Description  |      |        |
|----------|--|------|--------|
| **SM243L | 1934-36 Left, no stake pockets or corner strips.....   | each | 280.00 |
| **SM243R | 1934-36 Right, no stake pockets or corner strips ..... | each | 280.00 |
| **SM244L | 1934-36 Left.....                                      | each | 410.00 |
| **SM244R | 1934-36 Right .....                                    | each | 410.00 |
| SM222L   | 1937-39 Left, no stake pockets or corner strips.....   | each | 254.25 |
| SM222R   | 1937-39 Right, no stake pockets or corner strips ..... | each | 254.25 |
| SM223L   | 1937-39 Left.....                                      | each | 410.00 |
| SM223R   | 1937-39 Right .....                                    | each | 410.00 |
| SMB398   | *1940 Left .....                                       | each | 449.00 |
| SMB399   | *1940 Right.....                                       | each | 449.00 |
| SM159L   | 1941-53 Left, no stake pockets or corner strips.....   | each | 249.00 |
| SM159R   | 1941-53 Right, no stake pockets or corner strips ..... | each | 249.00 |
| SMB400   | 1941-46 Left, with fender holes .....                  | each | 369.00 |
| SMB401   | 1941-46 Right, with fender holes .....                 | each | 369.00 |

**\*Note:** The 1940 bed sides are similar to the 1941-46 design however the chain connection is on a separate welded bracket.

**\*\*Note:** The 1934-36 Bed sides have approx: 72" length while 1937 and newer increased an additional 5 inches.

TL



### • Long Bed for Stepside Pickups - 1/2 and 3/4 Ton

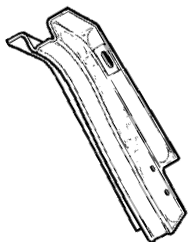
**Note:** Minor alterations when placing bed sides (SM212L, SM212R, SM213L, and SM213R) on a 1940 pickup. Tailgate chain brackets SMB300 must be welded on to match brackets on your tailgate.

| Part No. | Description  |      |        |
|----------|--|------|--------|
| SM232L   | 1937-39 Left, no stake pockets or corner strips.....   | each | 299.45 |
| SM232R   | 1937-39 Right, no stake pockets or corner strips ..... | each | 299.45 |
| SM233L   | 1937-39 Left.....                                      | each | 449.75 |
| SM233R   | 1937-39 Right .....                                    | each | 449.75 |
| SM212L   | 1940-53 Left, no stake pockets or corner strips.....   | each | 276.85 |
| SM212R   | 1940-53 Right, no stake pockets or corner strips ..... | each | 276.85 |
| SM211L   | 1941-46 Left.....                                      | each | 435.00 |
| SM211R   | 1941-46 Right .....                                    | each | 435.00 |

### • Stake Pockets

Contour and metal gauge as original. Weld to bed sides.

| Part No. | Description                        |      |       |
|----------|------------------------------------|------|-------|
| SM161F   | 1934-39 Front, right or left ..... | each | 44.50 |
| SM161LR  | 1934-39 Left rear .....            | each | 44.50 |
| SM161RR  | 1934-39 Right rear .....           | each | 44.50 |
| SM160F   | 1940-53 Front, right or left ..... | each | 48.50 |
| SM160LR  | 1940-53 Left rear .....            | each | 48.50 |
| SM160RR  | 1940-53 Right rear.....            | each | 48.50 |






# SHEET METAL

...visit our website for *SPECIAL* savings!

• **Tailgate Chain Brackets**

Attaches to bed side to hold tailgate chain.

| Part No. | Description  |      |       |
|----------|--------------|------|-------|
| SMB100   | 1934-40..... | pair | 28.95 |



• **Bed Side Hole Cap, 1-3/4" Diameter Roll**

For the finishing touch on your modified truck. A rubber O-ring band surrounds the outside of the metal cap and holds it in place. Just press in and the job is done.

| Part No. | Description   |      |       |
|----------|---|------|-------|
| SMC100   | 1940-66 Smooth finish.....                            | pair | 34.50 |
| SMC101   | 1940-66 With a Bowtie cut in the smooth surface ..... | pair | 42.75 |



• **Bed Roll Custom Lights**

For the custom non-original stepside pickup. Fits in the bed roll and is a great addition to the original taillights. A pair of double filament units are extra stop and turn signal lights. Your wiring runs forward through bed roll, down a stake pocket and connects to the tail light harness. A included rubber O ring keeps this light secure in bed roll. Complete with lens, housing, sockets, wiring, and instructions. A great extra.

| Part No. | Description                                |      |       |
|----------|--|------|-------|
| SMC120   | 1940-72 Stepside 1 5/8" diameter roll..... | pair | 81.50 |

**FENDERS, Fiberglass**

We offer fiberglass fenders, which we feel are the best available. Molds for these fenders have been formed from "New Old Stock" GM fenders. These fiberglass units are the state-of-the-art and will be an excellent replacement for those almost extinct good metal originals.



• **Front**

| Part No. | Description                          |      |        |
|----------|--------------------------------------|------|--------|
| SM259L   | 1934-35 Left, 1/2 ton.....           | each | 393.95 |
| SM259R   | 1934-35 Right, 1/2 ton .....         | each | 393.95 |
| SM260L   | 1936 Left, 1/2 ton.....              | each | 406.05 |
| SM260R   | 1936 Right, 1/2 ton .....            | each | 406.05 |
| SM261L   | 1937-38 Left, 1/2 and 3/4 ton.....   | each | 429.00 |
| SM261R   | 1937-38 Right, 1/2 and 3/4 ton ..... | each | 429.00 |
| SM262L   | 1939-40 Left, 1/2 and 3/4 ton.....   | each | 434.00 |
| SM262R   | 1939-40 Right, 1/2 and 3/4 ton ..... | each | 434.00 |
| SM263L   | 1941-46 Left, 1/2 and 3/4 ton.....   | each | 450.00 |
| SM263R   | 1941-46 Right, 1/2 and 3/4 ton ..... | each | 450.00 |



• **COE (Cab-Over-Engine) Front Fenders and Grille Panel, Fiberglass**

| Part No. | Description                                     |      |        |
|----------|---|------|--------|
| SM264L   | 1941-46 Left fender .....                       | each | 490.00 |
| SM264R   | 1941-46 Right fender .....                      | each | 490.00 |
| FP658    | 1941-46 Fiberglass grille panel with bars ..... | each | 455.00 |



• **Front Inner Fender, Molded Fiberglass**

| Part No. | Description         |      |        |
|----------|---------------------|------|--------|
| SMF3436L | 1934-36 Left.....   | each | 157.90 |
| SMF3436R | 1934-36 Right ..... | each | 157.90 |
| SMF3738L | 1937-38 Left.....   | each | 159.00 |
| SMF3738R | 1937-38 Right ..... | each | 159.00 |
| SMF4146L | 1941-46 Left.....   | each | 224.50 |
| SMF4146R | 1941-46 Right ..... | each | 224.50 |

# SHEET METAL



...visit our website for **SPECIAL** savings!

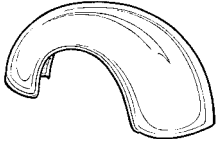
## FENDERS, Fiberglass (continued)

### • Rear

| Part No. | Description   |      |        |
|----------|---|------|--------|
| SM255L1  | 1934-36 Left, 1/2 ton Panel, Suburban, and Pickup.....  | each | 385.00 |
| SM255R1  | 1934-36 Right, 1/2 ton Panel, Suburban, and Pickup..... | each | 385.00 |
| SM256L   | 1937-38 Left, 1/2 and 3/4 ton.....                      | each | 385.00 |
| SM256R   | 1937-38 Right, 1/2 and 3/4 ton.....                     | each | 385.00 |
| SM400L   | 1939-46 Left, 1/2 and 3/4 ton Panel and Suburban.....   | each | 344.40 |
| SM400R   | 1939-46 Right, 1/2 and 3/4 ton Panel and Suburban.....  | each | 344.40 |
| *SM257L  | 1939 Left, 1/2 and 3/4 ton.....                         | each | 385.00 |
| *SM257R  | 1939 Right, 1/2 and 3/4 ton.....                        | each | 385.00 |
| SM258L   | 1940-46 Left, 1/2 and 3/4 ton.....                      | each | 358.00 |
| SM258R   | 1940-46 Right, 1/2 and 3/4 ton.....                     | each | 358.00 |

**\*Note:** Due to a narrower bed on the 1939, its rear fenders are wider than those on the 1940-46. These 1939 units are also excellent when using wide tires on the more custom 1940-46 trucks. For those using this wider fender on the 1940-46, we also have the appropriate wider running boards (MSR225). See the MISCELLANEOUS section under Running Boards.

TL



### • Fender Protectors

Stop fender paint stars! Yes, sharp gravel points hitting under your fenders at high speed can put unsightly stars on the top painted surface. Protect your fiberglass and metal fenders. Deflect road gravel using specially developed "knobby" designed, flexible, black panels that form and adhere to the underside of your fenders. Great insurance protection against paint stars. Guaranteed not to separate when applied properly. Each kit contains two 1/4" panels, 10" x 42", adhesive, and instructions.

#### Part No. Description

|        |                        |      |       |
|--------|------------------------|------|-------|
| SMP100 | Fender protectors..... | pair | 69.50 |
|--------|------------------------|------|-------|

### • Fender Braces

#### Part No. Description

|        |   |      |       |
|--------|---|------|-------|
| MSB101 | 1937-38 Rear fender.....  | pair | 45.00 |
| MSB100 | 1940-41 Rear fender. Original style brace for lower rear of fender.....   | each | 23.50 |
| MS109  | 1940-46 Rear fender. Fits under top crown of fender. Original on 1942-46, but excellent support on all 1940-46 pickup rear fenders..... | each | 16.95 |

MSB101



MS109

## MISCELLANEOUS

### • Grille Shell or Housing

Fiberglass copies made from originals.

#### Part No. Description

|        |              |      |        |
|--------|--------------|------|--------|
| FPG546 | 1934-35..... | each | 314.00 |
| FPG547 | 1936.....    | each | 314.00 |



### • Hoods

Quality fiberglass hoods for the non-original street rod enthusiast. We provide a one piece top and optional sides. You furnish firewall mounted hood hinges which allow the hood top to open like later model vehicles. **(Hood tops must ship truckline.)**

#### Part No. Description

|       |  |      |        |
|-------|--|------|--------|
| SM525 | 1937 Top, one piece.....                     | each | 478.00 |
| SM526 | 1937 Sides, with original style louvers..... | pair | 250.00 |
| SM527 | 1937 Sides, no louvers, smooth.....          | pair | 242.00 |

SM525

TL



# SHEET METAL

*...visit our website for SPECIAL savings!*



**• Hoods, Fiberglass (continued)**

| Part No. | Description                          |      |        |
|----------|--------------------------------------|------|--------|
| SM542    | 1938 Top, one piece .....            | each | 479.00 |
| SM544    | 1938 Sides, no louvers, smooth ..... | pair | 242.00 |

**• Rear Cab Patch Panels, (Below and at sides of rear window)**

Now for the first time! We have just begun stocking patch panels for the rear of the 1939-46 cab. These 4" high metal panels are hand made in the USA! They include the lower horizontal rib or hump that so often is rusted beyond repair.

We can provide the rear 2' foot long section and both the right and left corners. Steel dies were created just for these unique difficult to make shapes!

| Part No. | Description                          |      |       |
|----------|--------------------------------------|------|-------|
| SM458L   | 1939-46 cab corner left.....         | each | 95.00 |
| SM458R   | 1939-46 cab corner right .....       | each | 95.00 |
| SM459    | 1939-46 cab horizontal panel 2'..... | each | 65.00 |



**• Rear Valance Edge, Panel, Suburban (Below double doors.)**

The upper edge of this panel welds against body. Correct horozonital ribs.

| Part No. | Description               |      |       |
|----------|---------------------------|------|-------|
| SM574    | 1939-46 1 3/4" wide ..... | pair | 89.50 |



**•Sheet Metal Tools**

These Spotweld Cutters are the Professional's choice for removing spot welds. They make body panel repairs easy. By cutting around the spot weld and leaving the underlying panel undamaged, the damaged panel can quickly be taken off. The panel can be repaired and welded back on or a new panel be put back using the spotweld cutters to make plug holes for welding. Our Spotweld Cutters are used in a regular hand-held drills. There's no need to buy expensive spot weld guns to drill out spotwelds. So, whether you work in a high-end collision shop or in your garage restoring your dream machine, these Spotweld Cutters will make life easier.

| Part No. | Description   |      |       |
|----------|---|------|-------|
| TL093    | Spotweld Cutter, Premium With Skip Proof Arbor .....  | each | 49.95 |
| TL094    | Spotweld Cutter, Premium With Standard Pilot .....  | each | 32.04 |
| TL224    | Spotweld Cutter, Double-End .....   | each | 18.50 |
| TL096    | Spotweld Cutter Kit, Premium With Skip Proof Arbor (3) 3/8" Cutters, Arbor w/ Skip-Proof Pilot, & Extra Pilot ..... | each | 54.95 |
| TL082    | Spotweld Cutter Kit, Premium With Standard Arbor (3) 3/8" Cutters, Arbor w/ Standard Pilot, & Extra Pilot .....     | each | 49.59 |
| TL1083   | Replacement Cutters for TL094, TL093 , TL082 & TL096 . (3) 3/8" Cutters .....                                       | set  | 34.95 |
| TL214    | Replacement Cutters for TL224 Three Double-End cutters (3) 3/8" Cutters .....                                       | set  | 17.28 |
| TL750    | Cutter Stick Lubricant For Spotweld Cutter 1.6 oz tube .....  | each | 6.95  |

This Sheet Metal Flanger makes a perfect step joint fast and easy! Repairs made in half the time with absolutely no stretching or distortion of material. Makes a perfect joint even through underbody deadener in sculptured contours and high crowns. No need to remove parts of the vehicle - with the Blair Flanger, all work is performed from one side. Lightweight 7" cam action flanger springs open for quick release and position of next compression.

| Part No. | Description   |      |       |
|----------|---|------|-------|
| TL229    | Flanger, For Sheet Metal, Makes a perfect joint ..... | each | 34.95 |



TL093



TL082



TL224



TL1083



TL214



Make Step Joints

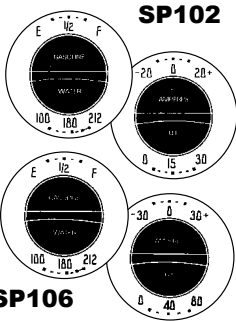


Weld Joint

# SPEEDOMETER AND GAUGE



...visit our website for **SPECIAL savings!**



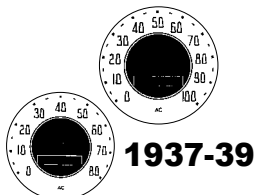
## • Gauge Refacing Kits

Finally, a proper refacing kit for those otherwise good dash gauges. Many hours and much talent put into this project. If your gauges work, you can make them look like new with this kit. Custom waterless, stick-on decals perfectly cover those weathered gauges. Exact, as original. Kit includes detailed instructions, plus decals to do all instruments, speedometer and odometer.

### Part No. Description

|       |  |     |       |
|-------|--|-----|-------|
| SP107 | 1934-35 Chevrolet, black. For 90 mph gauge ..... | set | 10.50 |
| SP102 | 1936-39 Chevrolet, cream. For 100 mph gauge..... | set | 12.75 |
| SP106 | 1936-39 GMC, dark cream. For 80 mph gauge.....   | set | 12.75 |
| SP101 | 1940-46 Chevrolet, brown. For 100 mph gauge..... | set | 12.75 |
| SP174 | 1940-46 GMC, dark cream. For 80 mph gauge.....   | set | 12.75 |

## CHEVROLET



1937-39

## GMC



40-46 GMC

## • Speedometers - Rebuilt

Professionally rebuilt AC Delco units. Not reproductions. Include new odometer, needle, and face decal, as appropriate. Other items rebuilt or replaced. Top quality.

### Part No. Description

|         |  |      |        |
|---------|--|------|--------|
| RESP168 | *1934-35 Chevrolet (attaches to square end type cable) ..... | each | 169.50 |
| RESP169 | *1936 Chevrolet (attaches to square end type cable).....     | each | 169.50 |
| RESP184 | 1937-39 Chevrolet .....                                      | each | 169.50 |
| RESP170 | *1936-39 GMC (attaches to square end type cable) .....       | each | 169.50 |
| RESP179 | 1940-46 Chevrolet .....                                      | each | 169.50 |
| RESP171 | 1940-46 GMC .....  | each | 169.50 |
| RESP174 | *1940-46 GMC Big truck (attaches to square type cable) ..... | each | 169.50 |
| SP187   | Core charge for speedometers listed above.....               | core | 60.00  |

**NOTE:** \*These units have a larger 7/8" rear threaded shaft. The others are 5/8".

## • Gauge Clusters - Professionally Rebuilt

We can restore your 1940-46 cluster to excellent condition including new glass, chrome bezel, gaskets, painted metal, new decals on working checked gauges, rebuilt speedometer, etc.

### Exchange only.


### Part No. Description

|          |  |      |        |
|----------|--|------|--------|
| RESP230  | 1940-46 Chevrolet .....  | each | 385.00 |
| RESP231  | 1940-46 GMC .....  | each | 385.00 |
| RESP230V | 1940-46 Chevrolet Heat gauge extended for V-8 .....              | each | 410.00 |
| RESP231V | 1940-46 GMC Heat gauge extended for V-8 .....                    | each | 410.00 |
| SPC233   | Core charge for RESP230, RESP231, RESP230V<br>and RESP231V ..... | core | 100.00 |

**Note:** Gauges, rebuilt cleaned, repaired, with new face decal. For the show truck. Inquire about rebuilt 1934-39 Chevrolet and GMC, 40-46 GMC gauges. Special order as cores are available! Yes, your older gauges are probably rebuildable if they haven't been in water.



RESP231





# SPEEDOMETER AND GAUGE

...visit our website for *SPECIAL* savings!

## GAUGES

We have new (or restored to look new) gauges for the 1934-46 trucks. Let us know your specific needs if you don't require our complete restored clusters listed in this catalog. Important: We can restore your other GM truck gauges. Send us your cores. Inquire about other years.

### • Oil Gauge



| Part No. | Description                   |      |       |
|----------|-------------------------------|------|-------|
| RESP234  | 1940-46 Chevrolet 30lbs ..... | each | 35.00 |
| RESP239  | 1940-46 GMC 30lbs .....       | each | 35.00 |
| ME679    | core charge .....             | core | 30.00 |

### • Amp Gauge



| Part No. | Description             |      |       |
|----------|-------------------------|------|-------|
| RESP235  | 1940-46 Chevrolet ..... | each | 32.00 |
| RESP237  | 1940-46 GMC .....       | each | 32.00 |
| ME679    | core charge .....       | core | 30.00 |

### • Fuel Gauge



| Part No. | Description                                  |      |       |
|----------|--|------|-------|
| RESP255  | 1940-46 Chevrolet 6 volt, White needle.....  | each | 55.00 |
| RESP256  | 1940-46 Chevrolet 12 volt, White needle..... | each | 55.00 |
| RESP253  | 1940-46 GMC 6 volt, Red needle .....         | each | 55.00 |
| RESP254  | 1940-46 GMC 12 volt, Red needle .....        | each | 55.00 |
| ME679    | core charge .....                            | core | 30.00 |

### • Temperature Sending Unit - Mechanical Six Cylinder

Complete recharged gas filled unit, including dash gauge, line, engine head sending unit, and new face decal.

**Note:** We now offer extended tubing line for V8's.



1934-35  
Chevrolet



1936-39  
Chevrolet



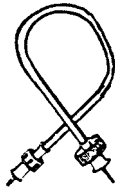
1940-46  
Chevrolet

| Part No. | Description  |      |       |
|----------|--|------|-------|
| REME920  | 1934-35 Chevrolet .....  | each | 70.00 |
| REME921  | 1936-39 Chevrolet .....  | each | 60.00 |
| REME922  | 1936-39 GMC .....  | each | 60.00 |
| REME923  | 1940-46 Chevrolet .....  | each | 60.00 |
| REME924  | 1940-46 GMC .....  | each | 60.00 |
| REME920V | 1934-35 Chevrolet (extended to 60" for V-8) .....  | each | 95.00 |
| REME921V | 1936-39 Chevrolet (extended to 60" for V-8) .....  | each | 74.00 |
| REME922V | 1936-39 GMC (extended to 60" for V-8) .....  | each | 74.00 |
| REME923V | 1940-46 Chevrolet (extended to 60" for V-8) .....  | each | 74.00 |
| REME924V | 1940-46 GMC (extended to 60" for V-8) .....  | each | 74.00 |
| ME671    | Core charge for above sending units. Must have dash head and engine probe. Hollow line not important ..... | core | 30.00 |

# SPEEDOMETER AND GAUGE



...visit our website for **SPECIAL** savings!



## SPEEDOMETER CABLES AND GROMMETS

### • Speedometer Cables with Metal Wrap Housing

Exact as original. Made in the USA! Show quality.

| Part No. | Description  |      |       |
|----------|--|------|-------|
| ME485    | 1934-36 Chevrolet and 1936-46 GMC with square end connect at speedometer end - 65" ..... | each | 41.50 |
| ME2721C  | 1937-46 Chevrolet - 65" .....  | each | 34.50 |
| ME812    | 1939-59 Cab over engine body - 108" .....  | each | 36.50 |



### • Speedometer Cables with Black Vinyl Housing

Excellent replacement.

| Part No. | Description  |      |       |
|----------|--|------|-------|
| ME2274   | 1937-46 Some 4 speeds approx: - 64" long .....     | each | 26.50 |
| ME811    | 1939-59 Cab Over Engine body - 108 1/2" long ..... | each | 39.50 |



### • Speedometer Cable Firewall Grommet

| Part No. | Description  |      |      |
|----------|--------------|------|------|
| FP183    | 1936-59..... | each | 1.75 |



### • Speedometer Ratio Adapter

Corrects the error in your speedometer when your rear tires or total differential has been changed. Fits all GM applications. Simply follow a vehicle with a correct speedometer and tell us what correction you need. We will have a ratio adapter custom built for your truck. Takes minutes to install to your transmission!

| Part No. | Description  |      |       |
|----------|--------------|------|-------|
| SP249    | 1934-72..... | each | 75.00 |



## GLASS DASH BEZELS, PANELS, NEEDLES, ETC.

### • Bezel for Gauge Cluster

Finally, tooling is finished to make the rectangular bezel that surrounds speedometer and gauges. Chromed steel with or without the brown inside trim paint.

| Part No. | Description  |      |       |
|----------|--|------|-------|
| SPS400   | 1940-46 Chrome, not painted .....                  | each | 39.00 |
| SPS401   | 1940-46 Chrome with brown paint, as original ..... | each | 51.50 |



### • Speedometer Glass Panels

Has white lettering, as original. Exact for 1940-46.

| Part No. | Description              |      |       |
|----------|--------------------------|------|-------|
| SP189    | Chevrolet, 100 mph ..... | each | 16.95 |
| SP190    | GMC, 80 mph .....        | each | 16.95 |



Like SP189 above except is printed with higher maximum oil pressure and water temperature numbers. Excellent if you have a more modern 235 six cylinder. Oil pressure is 60 lbs. Temperature is 220 degrees.

| Part No. | Description   |      |       |
|----------|---|------|-------|
| SPS001   | 1940-46 Chevrolet, 100 mph with higher numbers..... | each | 18.50 |

### • Speedometer Bezel to Glass Gasket

| Part No. | Description                            |     |      |
|----------|--|-----|------|
| SP188    | 1940-46 Use with SP189 and SP190 ..... | set | 4.75 |



### • Speedometer Needles

| Part No. | Description                   |      |      |
|----------|-------------------------------|------|------|
| SP223    | 1940-46 Chevrolet, white..... | each | 9.65 |
| SP224    | 1940-46 GMC, red.....         | each | 9.65 |



# TRIM

*...visit our website for SPECIAL savings!*

## EMBLEMS AND ORNAMENTS

### • Grille Emblems

Chevrolet only.

#### Part No. Description

|       |  |      |       |
|-------|--|------|-------|
| TR283 | 1934-35 Three color porcelin over metal .....      | each | 48.00 |
| TR139 | 1936 Chrome plated (background not painted) .....  | each | 58.50 |
| TR141 | 1937 Chrome plated (background not painted) .....  | each | 65.00 |
| TR142 | 1938 Chrome plated .....                           | each | 95.00 |
| TR102 | 1941-46 Chrome, plus with red and blue paint ..... | each | 25.50 |

TR142



TR102



TR101



### • Hood Side Emblem

Show chrome with dark blue background as original. Top quality.

#### Part No. Description

|       |                             |      |       |
|-------|-----------------------------|------|-------|
| TR101 | Mid 1936-38 Chevrolet ..... | pair | 69.50 |
|-------|-----------------------------|------|-------|

### • Hood Ornaments

Finally, we have these in demand, front chrome ornaments. Necessary to hold the front of hood in place.

#### Part No. Description

|         |   |      |        |
|---------|---|------|--------|
| TR143   | 1937 Chevrolet .....                            | each | 225.00 |
| TR143NC | 1937 Chevrolet (non-chrome).....                | each | 155.00 |
| TR164   | 1938 Chevrolet .....                            | each | 225.00 |
| TR164NC | 1938 Chevrolet (non-chrome).....                | each | 155.00 |
| TR165   | 1939-40 Chevrolet (chrome with red strips)..... | each | 225.00 |
| TR165NC | 1939-40 Chevrolet (non-chrome).....             | each | 155.00 |



TR143

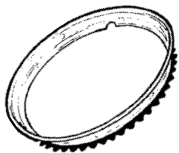
## WHEEL RINGS

### • Stainless Steel Wheel Rings

As used on deluxe pickups. Top quality! The mirror finish looks great in combination with original hub caps. 1 3/4" wide.

#### Part No. Description

|       |           |      |       |
|-------|-----------|------|-------|
| TR146 | 15" ..... | each | 26.00 |
| TR147 | 16".....  | each | 26.00 |



## HUB CAPS

For Chevrolet and GMC pickups, we are the hubcap source! Like original in shape and color. A perfect addition for your special truck. Fits factory inside clip wheels.

#### Part No. Description


|         |   |      |       |
|---------|---|------|-------|
| TR300   | 1935-36 Chevrolet. As TR118 below except is a complete wire wheel cap with stainless skin .....   | each | 69.50 |
| TR118   | 1935-36 Chevrolet. A brass skin for your original 17" wire wheel cap. Ready to attach to your base and then you have chromed. The complete unit looks just like factory ..... | each | 20.00 |
| TR128   | 1936 Chevrolet. For factory 17" artillery wheel. Polished stainless. With Blue Bowtie emblem .....  | each | 39.00 |
| TR140NC | 1937-60 Chevrolet or GMC 1/2 ton, non-chrome. No-logo rounded baby-moon style. You chrome or paint. ....  | each | 7.50  |



# TRIM



...visit our website for **SPECIAL** savings!



## HUB CAPS (continued)

| Part No. | Description  |            |
|----------|--|------------|
| TR140SS  | 1937-66 Chevrolet or GMC 1/2 ton, stainless, Smooth rounded babymoon style with no logo..... | each 25.75 |
| TR129    | 1936-46 GMC 1/2 ton and 1936-45 GMC 3/4 ton, stainless with black letters .....              | each 32.75 |
| TR156    | 1937-38 Chevrolet 1/2 and 3/4 ton, stainless .....   | each 39.50 |
| TR154    | 1939 Chevrolet 1/2 and 3/4 ton, stainless .....  | each 39.50 |
| TR130    | 1940 Chevrolet 1/2 and 3/4 ton, stainless .....  | each 39.50 |
| TR131    | 1941-46 Chevrolet 1/2 ton and 1941-45 3/4 ton, stainless.....                                | each 30.75 |
| TR144    | 1946-51 Chevrolet 3/4 and 1 ton, stainless with red letters .....                            | each 48.50 |
| TR320    | 1946-51 GMC 3/4 and 1 ton, stainless with red letters.....                                   | each 59.50 |

**NOTE:** The TR144 and TR320 fit 15" and 17" original split rim wheels.

## FP634



## FP649

## MISCELLANEOUS TRIM ITEMS

### • Hood Side Polished Stainless Steel Trim Strips

Red center stripe. Chevrolet only. Show quality.

| Part No. | Description           |            |
|----------|-----------------------|------------|
| FP634    | 1939-40 .....         | pair 84.75 |
| FP649    | 1941-46 set of 6..... | set 92.50  |

### • Hood Side Trim Strip Clips

For above strips.



| Part No. | Description  |           |
|----------|--|-----------|
| TRC124   | 1939-40 One per strip (has threaded stud retainer) ..... | each 2.45 |
| TRC123   | 1939-40 Five per strip (twist tab to install).....       | each 2.00 |
| TRC115   | 1941-46 One per strip (has threaded stud retainer) ..... | each 2.45 |
| TRC116   | 1941-46 Three per strip (twist tab to install) .....     | each 2.00 |

### • Dash Trim Clips

Secures horizontal trim to dash. Twist tab to install.



| Part No. | Description   |           |
|----------|---------------|-----------|
| TRC116   | 1940-46 ..... | each 2.00 |

### • Grill Center Horizontal Clip

Secures the original center divider horizontal grill strip to grill.



| Part No. | Description                         |           |
|----------|-------------------------------------|-----------|
| TRC113   | 1941-46 (twist tab to install)..... | each 2.00 |

### • Hub Cap Wheel Clip

Secures original hubcaps to factory wheels. Made with spring steel as original. Nicely replaces rusted and broken clips.




| Part No. | Description          |           |
|----------|----------------------|-----------|
| ME150    | 1936-60 1/2 ton..... | each 1.50 |

# UPHOLSTERY

*...visit our website for SPECIAL savings!*

### UPHOLSTERED SEAT KITS

Quality interiors to complete your restoration. Now available, interiors for the perfectionist. Complete seat kits for the old GM pickups. These are pre-made with piping, dimensions, and stitching, as original. These covers are ready for you to install on your springs and frame. Seat material available in grain brown or black. Very close to the original. All seat kits below require UP100 Installation Kit.



| Part No. | Description  |      |        |
|----------|--|------|--------|
| UP150BN  | 1937-Early 38 Grain Brown (with split bottom seat) | each | 170.35 |
| UP150BK  | 1937-Early 38 Black (with split bottom seat)       | each | 170.35 |
| UP221BN  | 1938 Grain Brown                                   | each | 130.80 |
| UP221BK  | 1938 Black   | each | 130.80 |
| UP101BN  | 1939-46 Grain Brown                                | each | 135.00 |
| UP101BK  | 1939-46 Black                                      | each | 135.00 |

#### • Seat Kits, Installation Kit

| Part No. | Description   |     |       |
|----------|---|-----|-------|
| UP100    | Installation kit includes cotton, burlap, clips, and instructions | kit | 39.75 |



#### • Seat to Frame "C" Clips

If your originals are broken, we have the replacements. Secures seat material to frame edges with no holes.

| Part No. | Description      |     |      |
|----------|------------------|-----|------|
| UP220    | 1937-59 70 clips | set | 4.80 |

## 1939 Chevrolet



# UPHOLSTERY



...visit our website for **SPECIAL** savings!

## HEADLINERS AND KICK PANELS

UPH148



### • Headliners, Fiberglass

In addition to our original cardboard style, now have one piece fiberglass copies. These are easy to install and are already formed to the shape of your cab. Can be painted or even covered with cloth.

#### Part No. Description

|        |  |      |        |
|--------|--|------|--------|
| UPH150 | 1936 Low Cab and 1937-38 .....                           | each | 155.00 |
| UPH149 | 1936 Correct rear cab panel, will also fit 1937-38 ..... | each | 99.00  |
| UPH151 | 1939-46.....   | each | 155.00 |

UPH149



### • Pickup and Larger Truck Headliners, Heavy Fiberboard

All headliners from 1936 to 1953 were originally Medium Brown. You Hand cut "one piece" 1937-38, 1939, and 1940-mid 41. Die cut "two piece" mid 1941-46.

#### Part No. Description

|        |   |      |       |
|--------|---|------|-------|
| UP2391 | 1934-36 Medium Brown. <u>Two</u> sheets provided for you to cut and form. Also good for Universal use ..... | pair | 48.00 |
| UP2392 | 1934-36 Black. <u>Two</u> sheets provided for you to cut and form. Also good for Universal use .....        | pair | 48.00 |
| UP1051 | 1937-38 Medium Brown. Forming with ammonia and water necessary.....   | each | 40.00 |
| UP1052 | 1937-38 Black. Forming with ammonia and water necessary .....   | each | 40.00 |
| UP1054 | 1937-38 Gray. Forming with ammonia and water necessary .....  | each | 40.00 |
| UP1061 | 1939 Medium Brown. Forming with ammonia and water necessary.....  | each | 40.00 |
| UP1062 | 1939 Black. Forming with ammonia and water necessary .....  | each | 40.00 |
| UP1141 | 1940-41 Medium Brown. Forming with ammonia and water necessary.....   | each | 40.00 |
| UP1142 | 1940-41 Black. Forming with ammonia and water necessary .....   | each | 40.00 |
| UP1144 | 1940-41 Gray. Forming with ammonia and water necessary .....  | each | 40.00 |
| UP2431 | 1940-41 Medium Brown. Die cut .....   | each | 40.00 |
| UP2432 | 1940-41 Black. Die cut.....   | each | 40.00 |
| UP2071 | 1942-46 Medium Brown. Two piece type.....   | pair | 35.50 |
| UP2072 | 1942-46 Black. Two piece type.....  | pair | 35.50 |
| UP2074 | 1942-46 Gray. Two piece type .....  | pair | 35.50 |





# UPHOLSTERY

...visit our website for *SPECIAL* savings!



• **Panel Truck Headliners, Heavy Fiberboard**

| Part No. | Description                           |      |       |
|----------|---------------------------------------|------|-------|
| UP1111   | 1939-46 Medium Brown. One piece ..... | each | 39.00 |
| UP1112   | 1939-46 Black. One piece .....        | each | 39.00 |



• **Headliner Washers**

Necessary to hold the above factory cardboard sheet against cab roof. Exact as original.

| Part No. | Description                                     |     |      |
|----------|---|-----|------|
| UP112    | 1934-41 Black rubber over metal. Set of 3 ..... | set | 4.00 |



• **Kick Panels, Heavy Fiberboard**

| Part No. | Description               |      |       |
|----------|---------------------------|------|-------|
| UP2461   | 1936-38 Medium Brown..... | pair | 37.50 |
| UP2462   | 1936-38 Black.....        | pair | 37.50 |
| UP2471   | 1939-46 Medium Brown..... | pair | 15.50 |
| UP2472   | 1939-46 Black.....        | pair | 15.50 |

**Note:** These 1936-38 units even include the sewed-on edge welting just like original!



# A LINE OF "HUSKIES" ON HITLER'S TRAIL

"Somewhere in Africa" these and other long lines of Chevrolet trucks are moving forward with our fighting men in irresistible pursuit of the Axis. . . . And all over the embattled world Chevrolet-built airplane engines, anti-aircraft guns, armor-piercing shells and other war equipment are likewise serving side by side with our fighting men. . . . They're the world's best fighting men, and they deserve the world's best equipment—in a great, growing, inexhaustible stream—in

**VOLUME FOR VICTORY!**



*Chevrolet trucks on duty in the North African campaign.*

DIVISION OF **CHEVROLET**  
**GENERAL MOTORS**

**BUILDING ARMS THE QUALITY WAY—FOR QUALITY MEANS LIVES TODAY**



# USED PARTS

...visit our website for *SPECIAL savings!*

We are the leader in sales of used truck parts for 1934-72. Chances are good we will find your needs in our large inventory. The items are very restorable and are not rebuilt or upgraded. Inquire about items not listed here.

**Note:** These parts are in good restorable condition.

• **Air Breather**

1937-40 and 1941-46 Oil bath

• **Ash Tray**

1940-46

• **Axle, front**

• **Bed Sides**

A major price drop from our new bed sides. May have some scrapes and minor tears. Includes stake pockets.

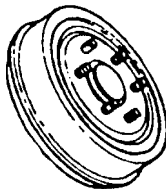
1941-53 1/2 ton

• **Brake Drums - Front or Rear**

Turned, ready to install.

1938-50 Rear

1938-50 Front with hubs

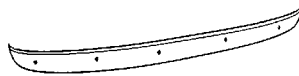


• **Bumpers**

Many available for small and large trucks.

• **Bumper Braces**

1941-46 Chevrolet or GMC



• **Cab Interior Sheet Metal**

Most items available.

• **Cylinder Heads**

No valves or guides.

Chevrolet six cylinder, cleaned and checked for cracks

GMC six cylinder, cleaned and checked for cracks

• **Doors, Without Hardware**


Check on condition. Will ship by UPS.

1939-46

• **Distributor**

1937-53 Chevrolet 216 engine

1941-53 Chevrolet 235 engine



• **Engine To Frame Side Plates**

216 six cylinder

• **Exhaust and Intake Manifold Combination**

Specify Chevrolet 216 or 235 engine (inquire)

• **Glovebox Lock with Key**

1940-53 Nice appearance.

• **Glovebox Doors**

1936-38, 1939, or 1940-46 Specify year.

• **Headlight Stand**

1939-40 Left or right



• **Headlight Buckets**

1941 or 1942-46 Left or right

• **Hoods**

1941-46 Chevrolet

• **Hood Strips**

Horizontal trim on hood sides. Specify left or right.

1941-46 Chevrolet

• **Grille Emblem**

Will have some pits and fair chrome.

1941-46 Chevrolet



• **Horns**

1937-52 Original, 6 volt, works good, but needs cosmetics

• **Ignition Housing with Key and Cylinder**

1940-46 Without cable to coil  
1940-46 With cable to coil

• **Lower Air Filler Panel**

1941-46

• **Oil Filter Assembly**

The outer housing needs cleaning and painting.

Chevrolet, six cylinder, with new lines and new cartridge

# USED PARTS

...visit our website for SPECIAL savings!



- **Oil Pans**

Six cylinder (specify year)

- **Radiators**

1946 and older. Pressure checked. When available

- **Rear Window Die Cast Metal Frame**

1936-38

- **Rocker Panels**

1939-46 Right side



- **Running Boards**

1937-38, 1939-40, and 1941-46 1-1/2 and 2 ton, left or right. Check on availability.

- **Seat Cushion Springs**

1939-46 Needs totally reupholstered.

- **Shock Absorbers**

1946 and older, single action lever type with arms

- **Spindle**

1941-50 1/2 or 3/4, and 1 ton, for front axle



- **Steering Column**

Complete with good box and shaft (specify year)

- **Valve Cover**

Stock both Chevrolet and GMC style.

- **Valve Cover Kits**

If you place a late model 235 engine in your 1937-46 Chevrolet truck, we can help you disguise its appearance. It will then look much like your trucks original 216 engine. Specify your year of truck.

1937-46 Chevrolet. This set includes a used valve cover with new gasket, attaching studs with seals and cap nuts, engine breather tube with oil cap.

- **Wheels**

We attempt to stock 15" to 20" units from 1/2 to 1 1/2 ton. Check our supplies. All need bead blasting and paint.

- **Window Crank or Inside Door Handles**

1939-46

- **U-Joint Bell**

Excellent, original aluminum.



**It doesn't cost any more to work with Jim Carter Truck Parts.**

**It Pays!!**





# WINDOW ITEMS

*...visit our website for SPECIAL savings!*

**Attention!** No dealer supplies more different styles of glass for the 1936-46 Chevrolet / GMC trucks. These are clear glass as original, however light green tint is available on special order.

Windshields are safety glass while other panels are usually tempered for your safety.

**NOTE:** For “clear” glass use numbers listed under main headings below. For light green tint add the part # plus G. There are two additional windshield tint options. Light green with Blue Upper Band = part # plus B and Clear with Blue Upper Band (only the 1939-46 V shape one piece) = part # plus CB.

**1939-46**



**• Windshields**

| Part No. | Description   |      |        |
|----------|---|------|--------|
| WI441    | 1939-46 Sold in halves, clear .....                         | each | 59.95  |
| WI442    | 1939-46 1 piece V- shaped for the custom truck, clear ..... | each | 390.00 |

**Note:** The custom 1939-46 one piece V windshields come with the rubber perimeter seal.



**WI444**

**• Door Glass, Clear (Also Suburban and Panel)**

| Part No. | Description  |      |       |
|----------|--|------|-------|
| WI444    | 1936 low cab-1938 .....                                  | each | 42.00 |
| WI445    | 1939-40.....   | each | 52.00 |
| WI446    | 1941-46 (used with steel outer frame, not included)..... | each | 52.00 |



**WI451**

**• Rear Glass, Clear**

| Part No. | Description   |      |       |
|----------|---|------|-------|
| WI450    | 1936 high cab-1938 .....                                    | each | 33.00 |
| WI451    | 1939-41 (used with die-cast outer frame, not included)..... | each | 39.00 |
| WI452    | 1942-46 .....   | each | 39.00 |



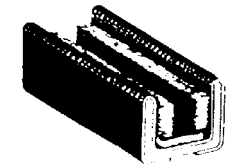
**• Suburban and Panel Truck Body Glass, Clear**

| Part No. | Description                          |      |       |
|----------|--------------------------------------|------|-------|
| WI224    | 1939-46 rear double door glass ..... | each | 35.00 |
| WI454    | 1939-46 Suburban, front side .....   | each | 68.00 |
| WI455    | 1939-46 Suburban, rear side .....    | each | 72.00 |

# WINDOW ITEMS



...visit our website for SPECIAL savings!



**• Window Channel**

Premium quality. Properly cloth coated and lined. Stop the rattling or breaking of your roll up door glass. Will give years of top service. Glues in place.

| Part No. | Description  |            |
|----------|--|------------|
| WI201    | 1934-46 Black (cut into 3 pcs per side for 1934-35)..... | pair 48.50 |

**• Glass Setting Tape, (Tightens glass in metal frame.)**

| Part No. | Description  |          |
|----------|--|----------|
| WI101    | For roll-up windows and windshield frames (sold per foot)..... | foot .90 |



**• Window, Outer Seal**

Slides into horizontal track on inside and outside of door. Helps stop rattles and drafts. Identical to original. Four pieces.

| Part No. | Description  |           |
|----------|--------------|-----------|
| WI416    | 1936-46..... | set 12.75 |



**• Windshield Wing Nut**

Holds swing out windshield frame. Brass. You paint black as original.

| Part No. | Description  |            |
|----------|--------------|------------|
| WI412    | 1929-36..... | each 29.95 |



**• Window, Handle**

| Part No. | Description                               |            |
|----------|---|------------|
| WIH349   | 1939 With black knob, left or right ..... | each 35.00 |
| WIH350   | 1940-46 With tan knob, left or right..... | each 35.00 |

**NOTE:** Either of these can work on 1934-38, however are not authentic in appearance.



**• Window Handle Escutcheon**

Fits between inside handle and door panel.

| Part No. | Description  |            |
|----------|--------------|------------|
| WIH346   | 1934-38..... | pair 29.95 |



**• Window Handle Screw, Chrome**

Made one at a time to give you this correct Fillister head.

| Part No. | Description  |           |
|----------|--------------|-----------|
| WIB204   | 1929-46..... | each 3.90 |



**• Window, Side Rubber Bumper Stops**

| Part No. | Description                       |           |
|----------|-----------------------------------|-----------|
| WI197    | 1934-36 (set of 4) High cab ..... | set 3.75  |
| WI230    | 1936-46 Low cab .....             | pair 1.90 |



**• Windshield Gaskets**

New black rubber as original.

| Part No. | Description  |            |
|----------|--|------------|
| WI122    | 1932-36 High cab .....                               | each 25.95 |
| WI123    | 1936-46 Low cab .....                                | each 19.95 |
| WI460    | 1939-46 Low cab, one piece (meeting ends glued)..... | each 37.00 |



**• Window Regulator Repair Kit**

Replace the worn gear to give a much smoother operation.

| Part No. | Description  |           |
|----------|--------------|-----------|
| WI198    | 1934-46..... | kit 24.95 |



# WINDOW ITEMS

*...visit our website for SPECIAL savings!*

**• Windshield Frames**

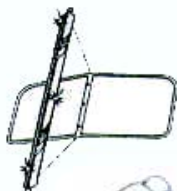
Formed with same gauge material as original. Includes metal connectors. Top quality! Non-chrome steel. You paint or chrome.



| Part No. | Description                                       |      |        |
|----------|---|------|--------|
| WI152    | 1934-35.....                                      | each | 550.00 |
| WI154    | 1936 High Cab with top hinge. ....                | each | 550.00 |
| WI158    | 1936 Low Cab. ....                                | each | 399.00 |
| WI159    | 1937-38.....                                      | each | 399.00 |
| WI200    | 1939-46 Without center vertical (see below) ..... | each | 425.00 |

**• Windshield Center Division Bar**

Includes a high polished vertical and the necessary rubber seals to fit your windshield frame.



| Part No. | Description  |     |       |
|----------|--------------|-----|-------|
| WIB202   | 1939-46..... | set | 85.50 |

**• Windshield Crank Handle**

Show quality, equal or better than original.



| Part No. | Description                       |      |       |
|----------|-----------------------------------|------|-------|
| WIH348   | 1939 Chrome with black knob ..... | each | 35.50 |
| WIH355   | 1940-46 Chrome with tan knob..... | each | 35.50 |

**• Windshield Crank Handle Screws, Chrome**

Made one at a time to give you the correct Fillister head.

WIB208



| Part No. | Description                     |      |      |
|----------|---------------------------------|------|------|
| WIB204   | 1936-39 (3/4" inch long) .....  | each | 3.90 |
| WIB208   | 1940-46 (1 3/8" inch long)..... | each | 3.90 |

**• Windshield Crank-Out Assembly**

Reconditioned to operate as original. **Exchange only.**



| Part No. | Description  |      |        |
|----------|--|------|--------|
| REWI161  | 1936-38.....   | each | 125.00 |
| REWI162  | 1939.....  | each | 125.00 |
| REWI163  | 1940-46.....   | each | 125.00 |
| WI164    | Core charge for crank-out assemblies listed above.<br>Core must be complete with good stainless tongue<br>and non-cracked housing or it may not be repairable..... | core | 95.00  |

**• Windshield Connector**

Attaches the crankout assembly to windshield frame. Hand made in the USA to original specifications.



| Part No. | Description  |      |       |
|----------|--------------|------|-------|
| WIC300   | 1936-38..... | each | 27.50 |
| WIC301   | 1939-46..... | each | 35.00 |

**• Windshield Crank Grommet for Dash Handle**



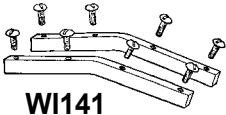
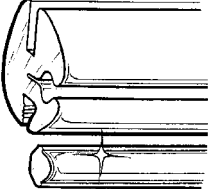






| Part No. | Description  |      |      |
|----------|--------------|------|------|
| WI165    | 1936-39..... | each | 1.50 |

# WINDOW ITEMS



...visit our website for SPECIAL savings!

|  |   |
|--|---|
|               | <p>• <b>Windshield Crank Fiber Washer for Dash Handle</b><br/> <b>Part No. Description</b><br/>                     WI166 1940-46 each 1.25</p>   |
|               | <p>• <b>Windshield Bumpers</b><br/>                     Prevents metal to metal contact between lower windshield frame and cab. Rubber surrounding metal washer.<br/> <b>Part No. Description</b><br/>                     WI231 1936-46 Two per truck .....pair 5.95</p>   |
|  <p>WI141</p> | <p>• <b>Windshield Connecting Bars</b><br/>                     Threaded brackets for holding together windshield halves. Includes necessary screws. These are included with windshield frames above. Chevrolet and GMC.<br/> <b>Part No. Description</b><br/>                     WI368 1936-38.....pair 19.95<br/>                     WI141 1939-46 .....pair 24.95</p>  |
|              | <p>• <b>Window, Rear Rubber Kits</b><br/> <b>Part No. Description</b><br/>                     WI132 1936-41 Fits behind metal rear window frame (1 piece)..... each 19.00<br/>                     WI133 1942-59 With black filler lock strip. (2 pieces) ..... kit 21.50<br/>                     WI134 1942-59 With chrome filler lock strip. (2 pieces)..... kit 24.75<br/> <b>Note:</b> The chrome filler strip (WI134) is not original but a nice addition to the custom truck.</p> |
|             | <p>• <b>Window, Rear Rubber Kits for Panel or Suburban</b><br/> <b>Part No. Description</b><br/>                     WI1371 1939-59 Close to original style (for double doors).....pair 24.50</p>   |
|             | <p>• <b>Window, Rear Filler Strip Installation Tool</b><br/>                     Save glass shop installation fees. For installing lock strip-1942 and newer.<br/> <b>Part No. Description</b><br/>                     WI140 Glass filler installation tool .....each 9.50</p>   |
|             | <p>• <b>Window, Rear Molding Screw Set</b><br/>                     The proper pan head fine thread screws.<br/> <b>Part No. Description</b><br/>                     WI138 1936-42 14 pieces .....set 7.95</p>   |
|             | <p>• <b>Window Trim Clips</b><br/>                     Covers meeting point at top of upper interior window trim. Two required per truck.<br/> <b>Part No. Description</b><br/>                     TRC145 1936-38.....each 10.50<br/>                     TRC146 1939-46.....each 10.50</p>  |

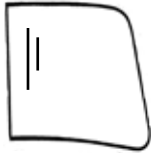


# WINDOW ITEMS

...visit our website for *SPECIAL savings!*

### Window Glass Patterns

We have sets of patterns on heavy paper. A great help when you need new glass cut at your local shop.



| Part No. | Description           |     |       |
|----------|-----------------------|-----|-------|
| WI173    | 1934-36 High cab..... | kit | 21.00 |
| WI169    | 1936-38.....          | kit | 19.00 |
| WI170    | 1939-46.....          | kit | 19.00 |



They're the outstanding trucks for 1937...  
 because they're modern to the minute...  
 because they give "more power per gallon,  
 lower cost per load"... and because they're  
 good for years of dependable service.

General Motors Installment Plan—monthly payments to suit your purse.  
 CHEVROLET MOTOR DIVISION, General Motors Sales Corporation, DETROIT, MICHIGAN

FOR ECONOMICAL TRANSPORTATION  
**CHEVROLET**  
 Powerful beyond their price, modern to the minute, famous for economical transportation, Chevrolet trucks are carrying an ever-increasing volume of the daily shipments of truck users throughout the country. They're the *thrift carriers for the nation*... staying on the job day after day... requiring a minimum of gas, oil and upkeep... giving many thousands of miles of safe, dependable service. Extra-rugged construction explains their dependability; Perfected Hydraulic Brakes, their safety; and a New High-Compression Valve-in-Head Engine, their ability to give *more power per gallon, lower cost per load.*

**"MORE POWER per gallon LOWER COST per load!"**

# WIPER ITEMS



...visit our website for **SPECIAL savings!**



**• Wiper Motor, Electric**

Finally, a heavy duty electric wiper motor for those not requiring the original vacuum style. Also includes one wiper blade, wiper arm, and metal cover plate. Easy bolt-in application. Fits in original location and is hidden by the wiper cover plate that is normally a blank-out for the right side. To regulate speed, use with our under dash rheostat switch EL117 or EL118 in our Electrical Section.

| Part No. | Description           |     |       |
|----------|-----------------------|-----|-------|
| WW349    | 1939-46 6 volt .....  | set | 67.50 |
| WW350    | 1939-46 12 volt ..... | set | 67.50 |



**• Wiper Arm and Blade Replacement, (for WW349 AND WW350 Only.)**


| Part No. | Description                                      |      |       |
|----------|--|------|-------|
| WW351    | 1939-46 Sold as 1 pair (1 arm and 1 blade) ..... | pair | 19.95 |



**• Wiper Motor, Electric 12 Volt (Deluxe Design)**

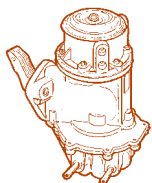
A newly designed US made assembly. One 12 volt motor operates the pair of wiper arms through a specially designed linkage. Arms move together at the same speed!

| Part No. | Description   |     |        |
|----------|---------------|-----|--------|
| WW355    | 1939-46 ..... | set | 345.00 |



**• Wiper Motors, Reconditioned Originals**  
**Exchange only. Check availability.**

| Part No. | Description  |      |       |
|----------|--|------|-------|
| REWW131  | 1934-36 High cab .....                                 | each | 57.00 |
| REWW151L | 1936 Left.....   | each | 52.00 |
| REWW151R | 1936 Right .....                                       | each | 52.00 |
| REWW152L | 1937-38 Left.....                                      | each | 52.00 |
| REWW152R | 1937-38 Right.....                                     | each | 52.00 |
| REWW119L | 1939-46 Left.....                                      | each | 52.00 |
| REWW119R | 1939-46 Right.....                                     | each | 52.00 |
| WW133    | Core charge for vacuum wiper motors listed above ..... | core | 50.00 |



**• Fuel Pump, Double-Action**

Double action type. To help stop vacuum wiper slow down, this combination fuel pump and vacuum pump may be appropriate. Keeps constant vacuum on to the original wiper motor. Standard equipment on large commercial trucks. Optional on smaller trucks.

| Part No. | Description   |      |        |
|----------|---|------|--------|
| ME222    | 1937-62 Chevrolet and 1939-59 GMC six cylinder..... | each | 110.00 |

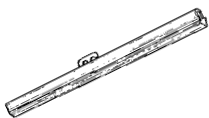


**• Wiper Bezels, Chrome (Above Windshield)**

| Part No. | Description  |      |       |
|----------|--------------|------|-------|
| WW137    | 1936-38..... | each | 19.75 |
| WW138    | 1939-46..... | each | 19.75 |

**• Wiper Chrome Bezel Nut**

| Part No. | Description  |      |      |
|----------|--------------|------|------|
| WW346    | 1936-46..... | each | 6.50 |



**• Wiper Blades**

| Part No. | Description  |      |      |
|----------|--|------|------|
| WW108    | 1929-46 Original flat blade type (approximately 8")..... | each | 7.00 |



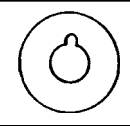
# WIPER ITEMS

*...visit our website for SPECIAL savings!*



**• Wiper Arms**  
As original. Used with original type blades only.

| Part No. | Description  | Price      |
|----------|--|------------|
| WW136    | 1934-38 Left or right, stainless steel (8" long) ..... | each 15.00 |
| WW122    | 1939-46 Left or right, chrome (9 1/4" long) .....      | each 18.00 |



**• Wiper Shaft Gasket**

| Part No. | Description                                      | Price    |
|----------|--|----------|
| WW104    | 1936-46 Fits between chrome bezel and roof ..... | each .95 |



**• Wiper Motor Cover Plate Grommets**

| Part No. | Description                              | Price     |
|----------|--|-----------|
| WW213    | 1936-46 Fits in cover plate in cab ..... | pair 2.50 |



**• Wiper Vacuum Tubing**


| Part No. | Description         | Price    |
|----------|---------------------|----------|
| WW114    | Vacuum tubing ..... | foot .95 |



**• Vacuum Line Firewall Grommet**  
For line leading to wiper motor.

| Part No. | Description   | Price     |
|----------|---------------|-----------|
| FP104    | 1936-59 ..... | each 1.00 |

**• Wiper Motor Cover Plates**  
We now have the plates that cover the wiper panel rectangular hole above windshield. See CAB RELATED PARTS section.

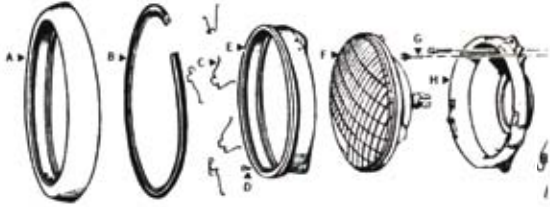


# HELP PAGE

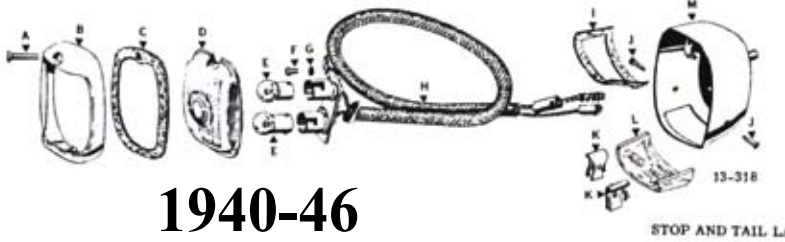
...visit our website for SPECIAL savings!



## 1940-46

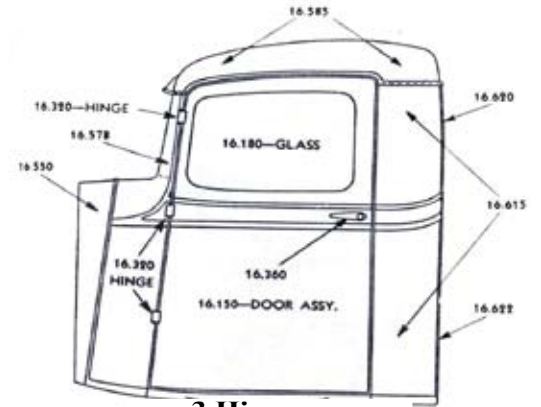


SEALED BEAM HEADLIGHT



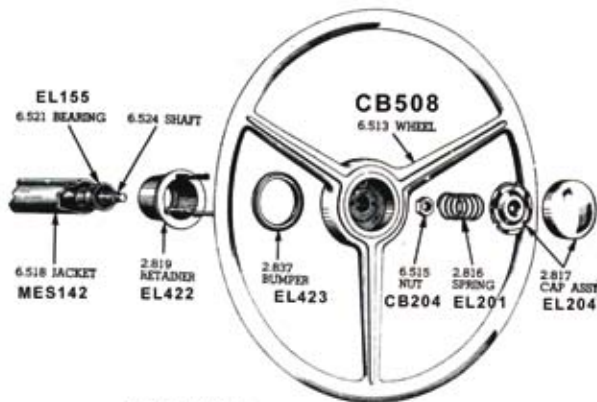
STOP AND TAIL LA

## 1940-46



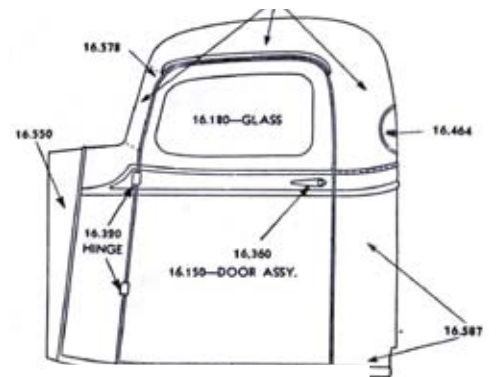
3 Hinges

1936 HIGH ROOF CAB



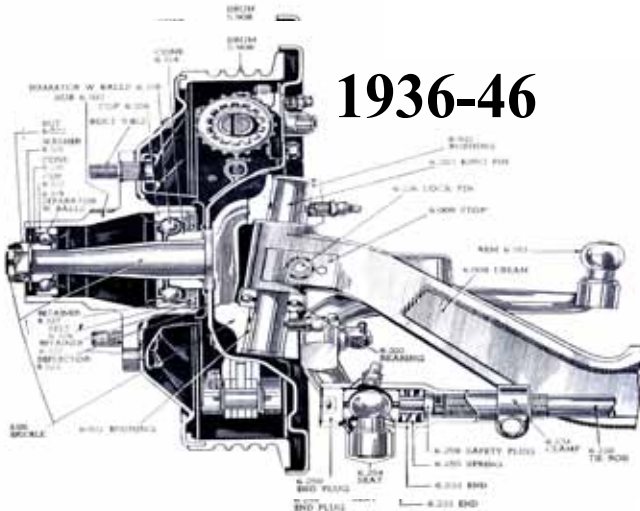
HORN CONTACT PARTS-

## 1941-46

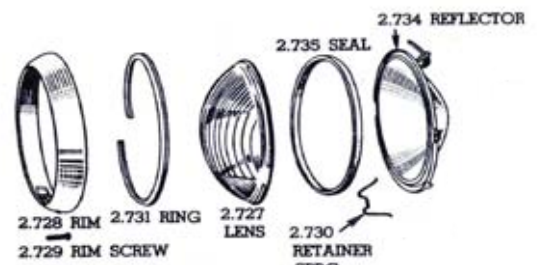


(2 Hinges)

1936 LOW ROOF CAB



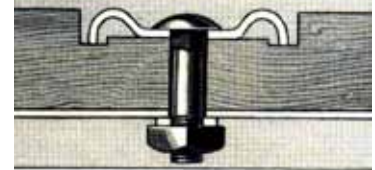

## 1936-46



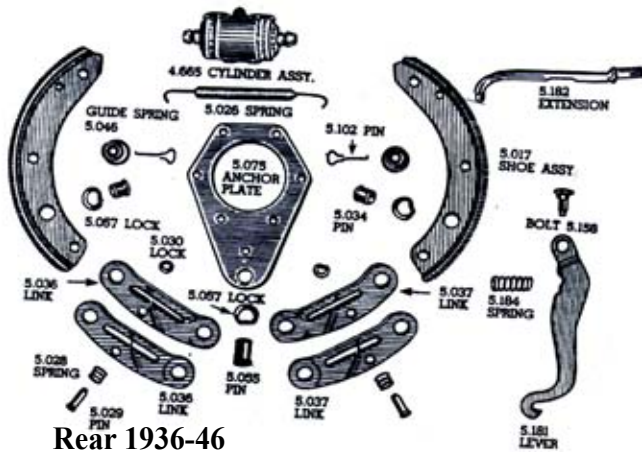
## 1937-39



...visit our website for *SPECIAL* savings!




**Recessed Floor Bolts**—Only the rounded moldings of the skid strips project above the floor level.



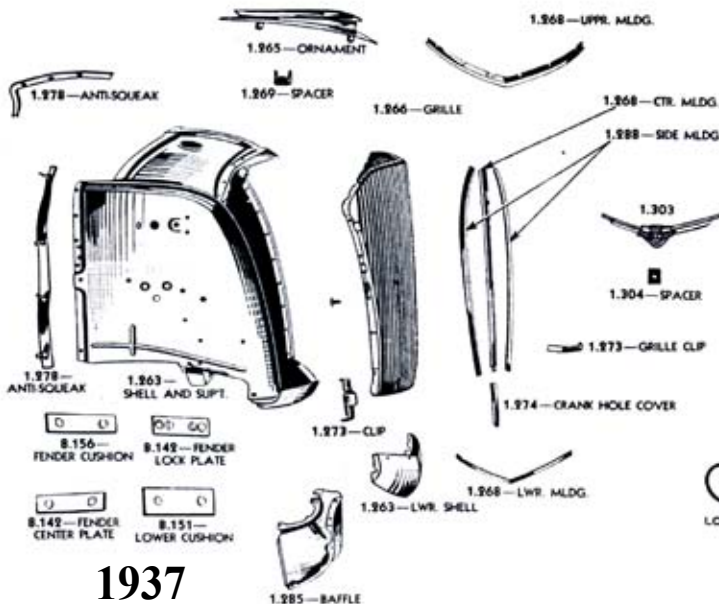
ME533



ME216

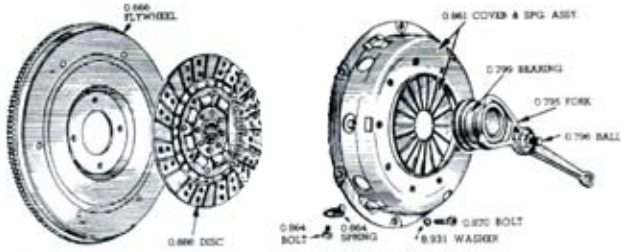


**Front Motor Mount Assembly**

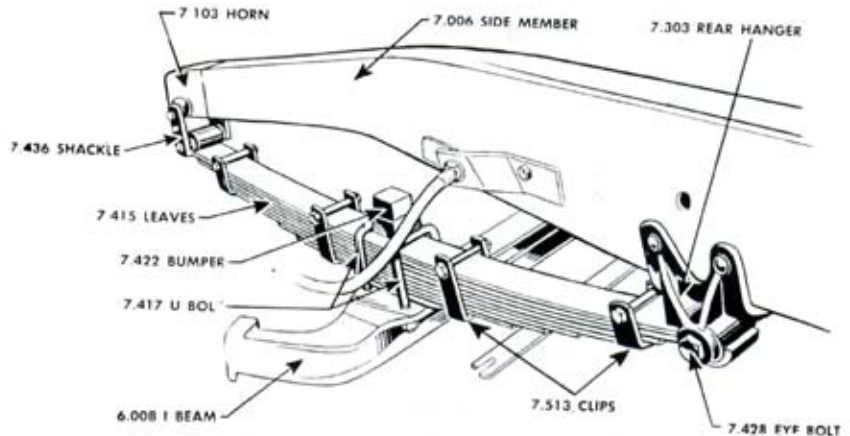
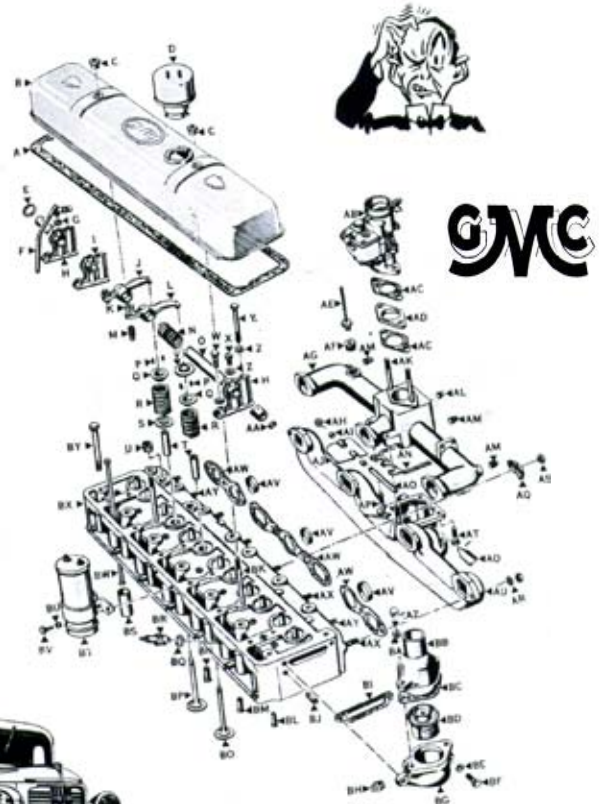


# HELP PAGE

...visit our website for SPECIAL savings!

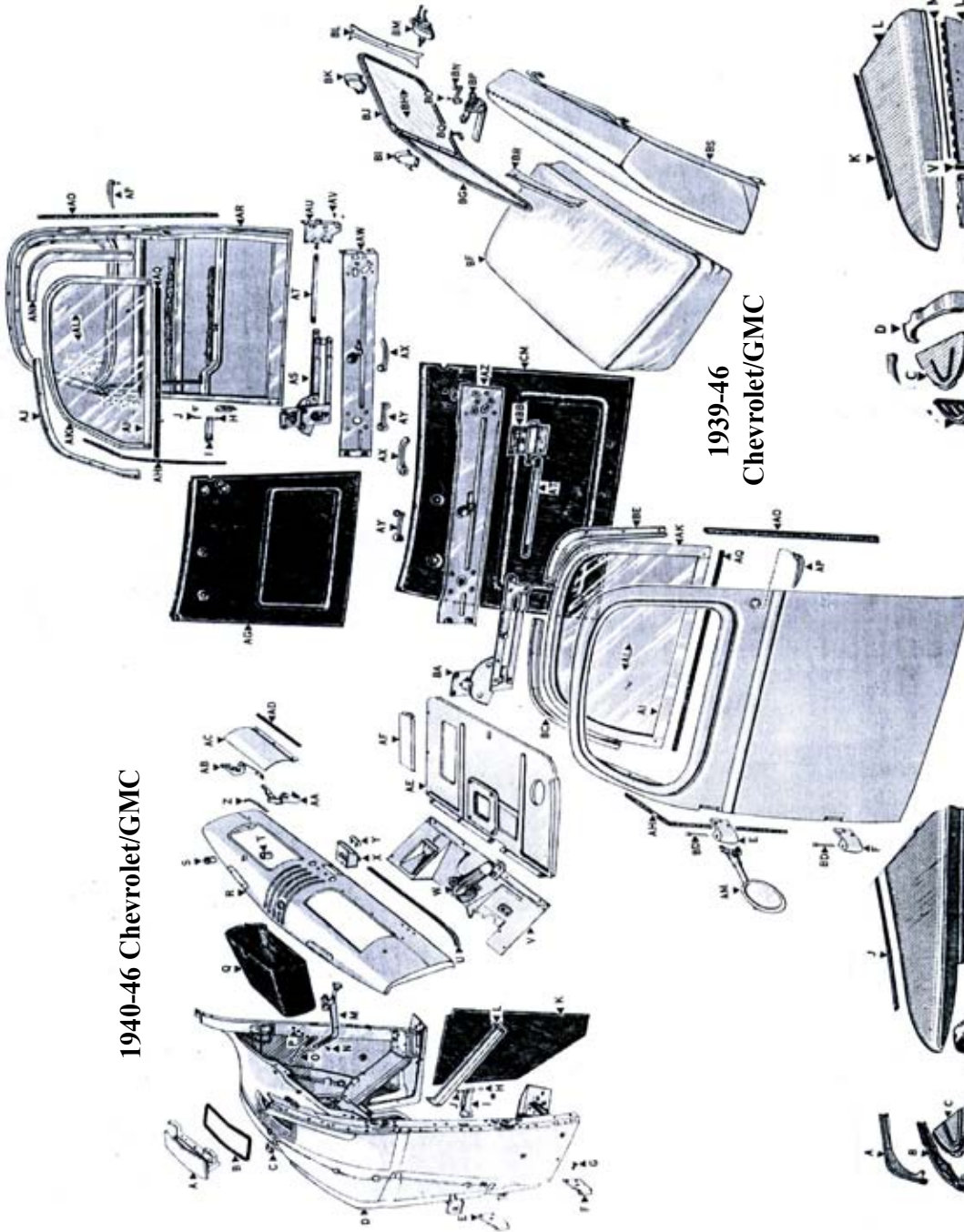


Diaphragm type clutch  
1938-53

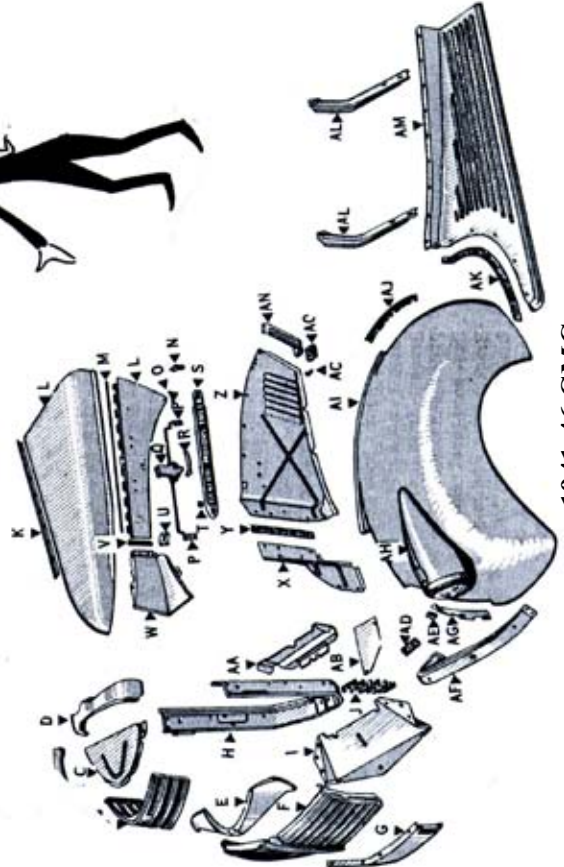


FRONT SPRING PARTS

...visit our website for SPECIAL savings!

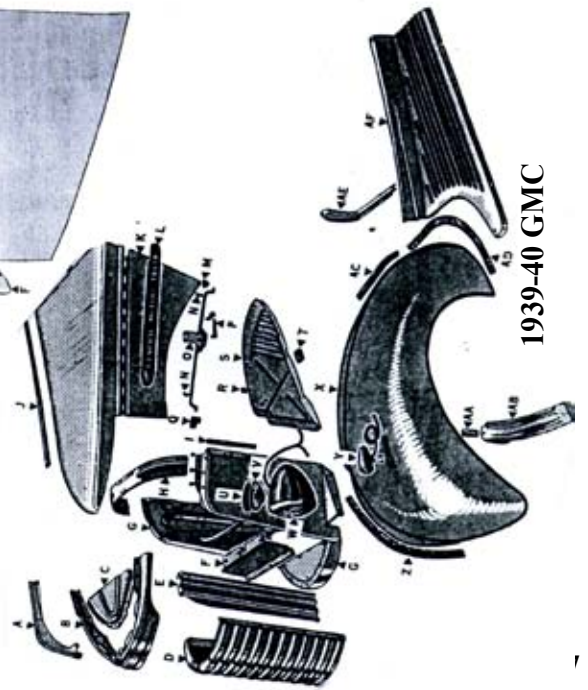


1939-46  
Chevrolet/GMC



1941-46 GMC

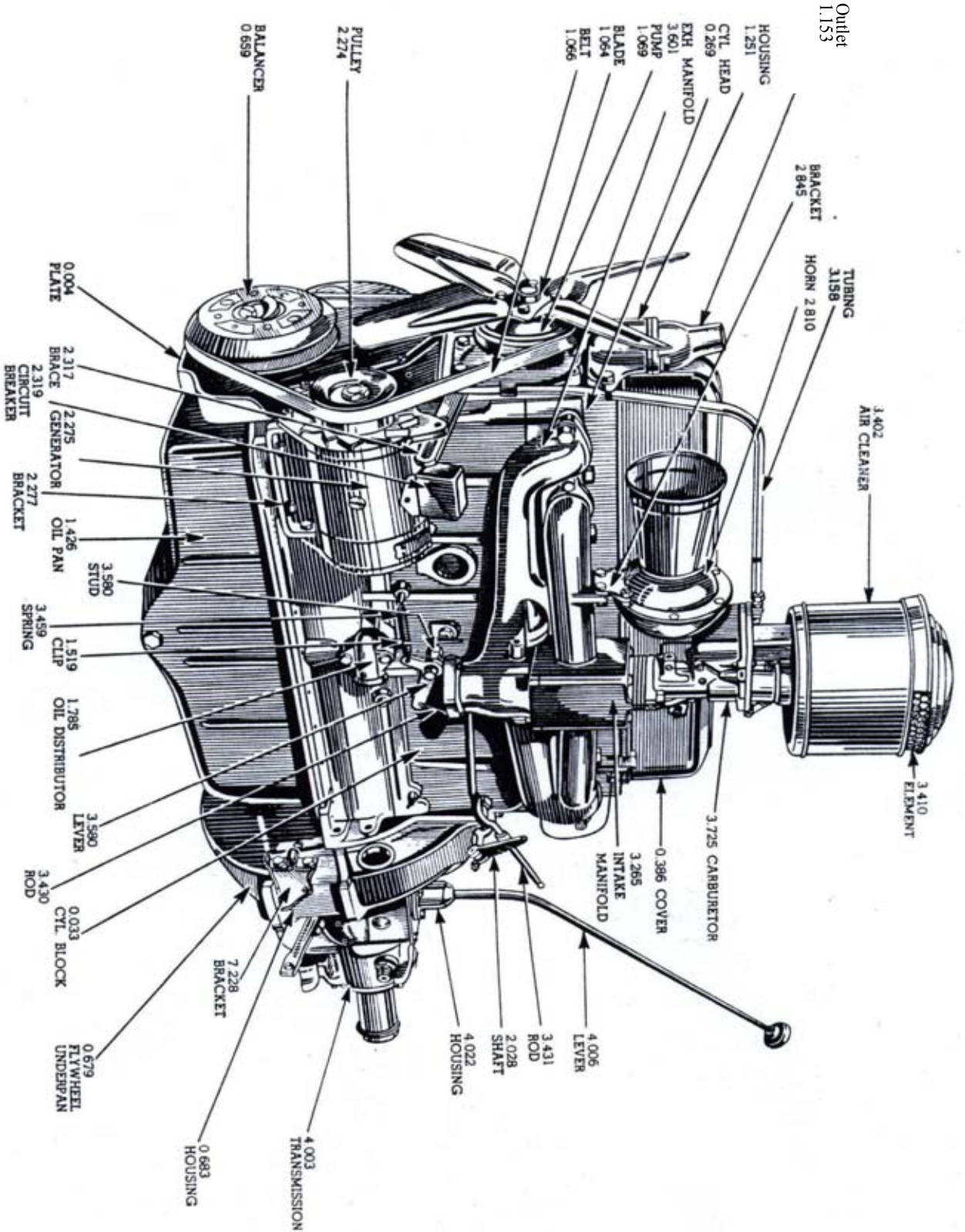
1940-46 Chevrolet/GMC



1939-40 GMC

# HELP PAGE

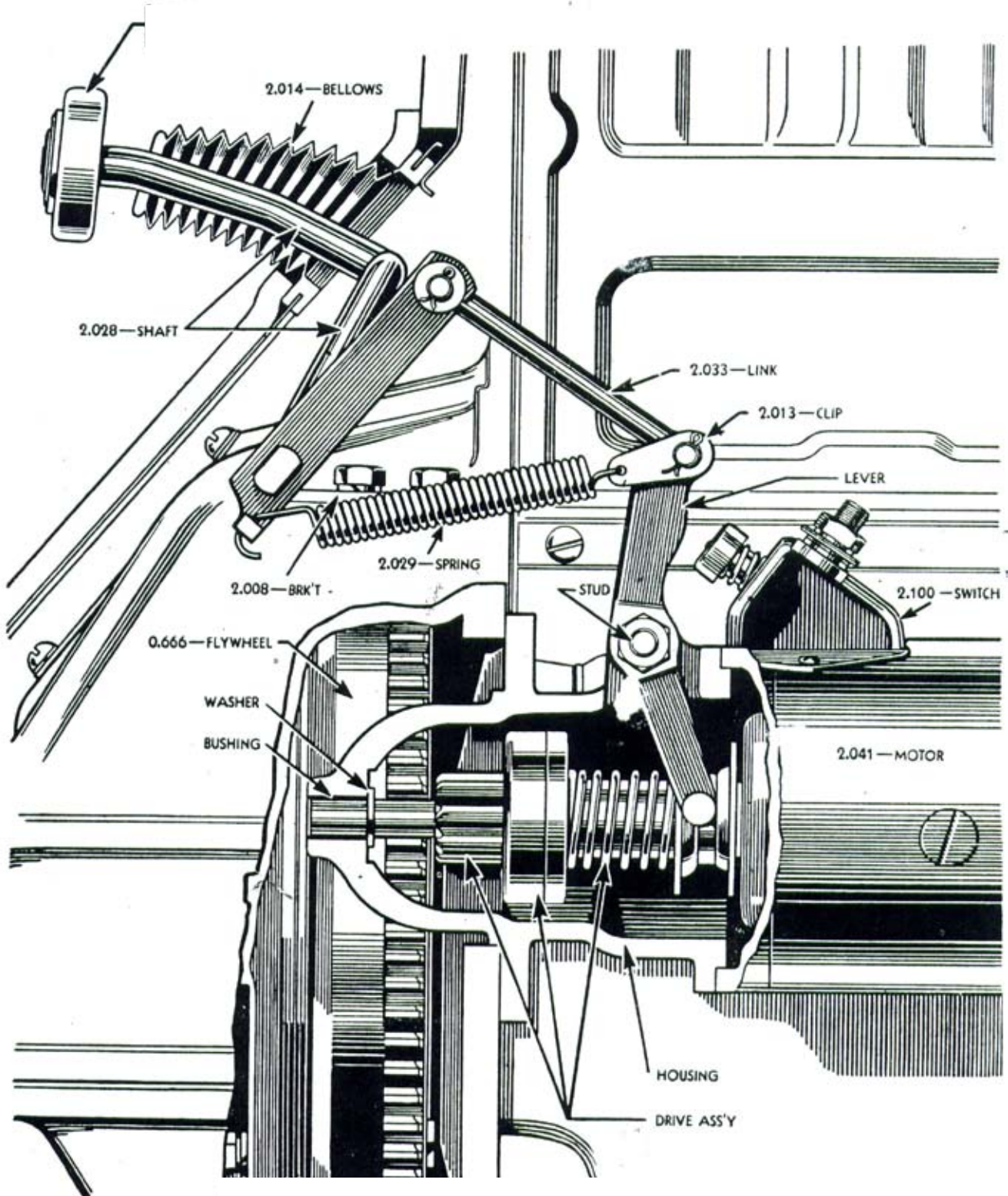
...visit our website for SPECIAL savings!



"216", "224" and "235" ENGINE ASSEMBLY—LEFT SIDE

1937 - 1939

...visit our website for *SPECIAL* savings!



**MECHANICAL FOOT STARTER**  
(with factory numbers)



