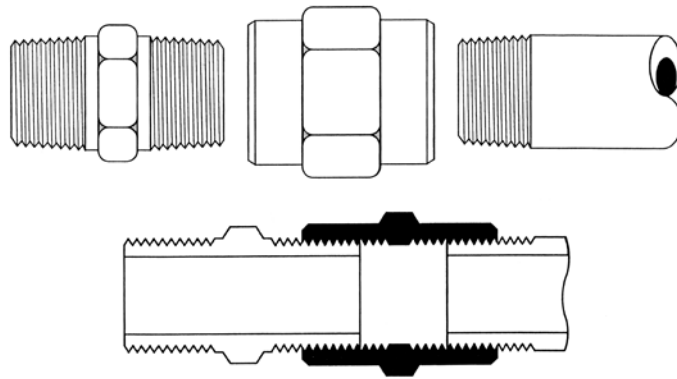


**Pipe**



<b>Pipe Size</b>	<b>1/16</b>	<b>1/8</b>	<b>1/4</b>	<b>3/8</b>	<b>1/2</b>	<b>3/4</b>	<b>1</b>
<b>Thread Size</b>	<b>1/16-27</b>	<b>1/8-27</b>	<b>1/4-18</b>	<b>3/8-18</b>	<b>1/2-14</b>	<b>3/4-14</b>	<b>1-11<sup>1/2</sup></b>
<b>Working Pressure</b>	<b>1200</b>	<b>1200</b>	<b>1200</b>	<b>1200</b>	<b>1200</b>	<b>1000</b>	<b>1000</b>
<b>Thread OD</b>	<b>1/4</b>	<b>3/8</b>	<b>1/2</b>	<b>5/8</b>	<b>3/4</b>	<b>1</b>	<b>1-1/4</b>

**•Typical Application**

Grease, fuels, LP and Natural gas (available on special order), refrigeration, instrumentation and hydraulic systems.

**•Pressure**

Operating pressure up to 1200 PSI.

**•Vibration**

Fair resistance.

**•Temperature Range**

-65°F to +250°F (-53°C to +121°C).

**•Material**

CA360 Brass for Barstock fittings.  
CA377 Brass for forged fittings.

**•Used With**

Brass, bronze, copper, steel, aluminum and iron pipe.

**•Tolerance**

+/- .02 on all dimensions. Dimension Data can change without notice. Please call us when dimensions are critical.

**•Conformance**

Meets specifications and standards of ASA, ASME and SAE.

**•“L” at the end of a Part# means Light Pattern**

- these fittings are completely interchangeable with full pattern fittings, but have been modified in some way. This modification is usually in the length of the pipe threads. Used in plumbing and light industrial applications.

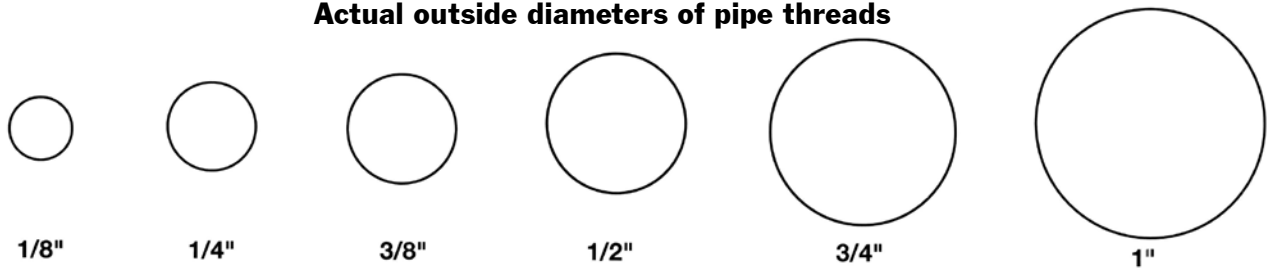
**•Assembly Instructions**

- 1- Tighten approximately 2-1/2 turns past hand tight.
- 2- Fittings with Everseal tighten two turns past hand tight. Brittle materials require special cautions.

**• for larger sizes see bronze fittings on page 190**

**• see page 240 for plastic pipe fittings.**

**Actual outside diameters of pipe threads**



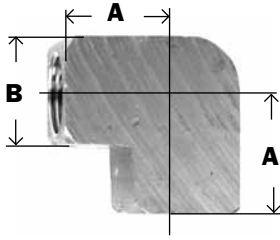
**Actual Male Thread Profiles**



**90° FEMALE ELBOW**

SAE# 130238

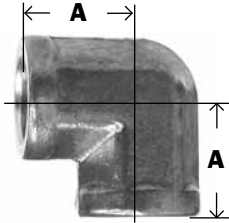
2200P  
3500  
302  
200



Part #	Thread Size NPTF	A	B	Approx. Wt. Lbs.	
28-001	1/8"	0.55	0.56	0.09	----
28-002	1/4"	0.78	0.68	0.13	----
28-003	3/8"	0.84	0.81	0.16	----
28-004	1/2"	1.09	1.00	0.34	----
28-005	3/4"	1.16	1.25	0.60	----

**90° FORGED FEMALE ELBOW**

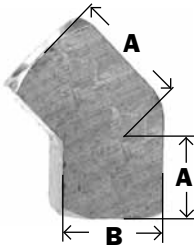
1200P  
E7  
100AF  
100B



Part #	Thread size NPTF	A	Body Width	Approx. Wt. Lbs.	
28-009	1/8"	0.57	0.50	0.04	----
28-010	1/4"	0.70	0.68	0.10	----
28-011	3/8"	0.81	0.81	0.12	----
28-012	1/2"	1.00	1.00	0.23	----
28-013	3/4"	1.13	1.25	0.42	----
28-014	1/4" x 1/8"	0.72	0.69	0.12	----
28-015	3/8" x 1/4"	0.81	0.81	0.15	----
28-016	1/2" x 3/8"	1.00	1.00	0.28	----

**45° FEMALE ELBOW**

129  
2201P  
205  
23355  
45EZ  
105  
100-45A

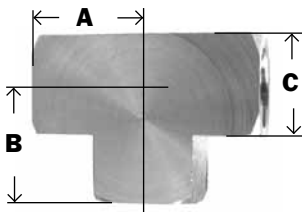


Part #	Thread size NPTF	A	B	Approx. Wt. Lbs.	
28-018	1/8"	0.45	0.56	0.06	----
28-019	1/4"	0.66	0.68	0.12	----

**UNION TEE**

SAE# 130438


311  
101A  
322  
2203P  
3700  
203



Part #	Thread size NPTF	A	B	C	Approx. Wt. Lbs.	
28-024	1/8"	0.55	0.55	0.56	0.08	----
28-025	1/4"	0.78	0.78	0.68	0.17	----
28-026	3/8"	0.84	0.84	0.81	0.22	----
28-027	1/2"	1.09	1.09	1.00	0.43	----
28-028	3/4"	1.16	1.16	1.25	0.64	----

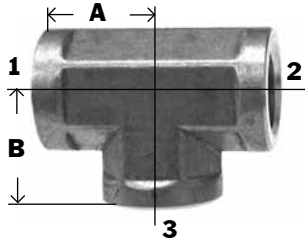
**UNION FORGED TEE**

1203P  
LT7  
101AF  
101B



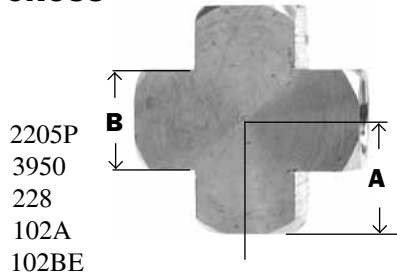
Part #	Thread size NPTF	A & B	Body Width	Approx. Wt. Lbs.	
28-032	1/8"	0.56	0.50	0.06	----
28-033	1/4"	0.71	0.68	0.13	----
28-034	3/8"	0.81	0.81	0.16	----
28-035	1/2"	1.00	1.00	0.27	----
28-036	3/4"	1.16	1.25	0.53	----

**REDUCING FORGED TEES**




Part #	1 NPT	2 NPT	3 NPT	A & B	Body Width	Approx. Wt. Lbs.	
28-029	1/8"	1/8"	1/4"	0.72	0.69	0.16	----
28-030	1/4"	1/4"	1/8"	0.72	0.69	0.14	----
28-031	1/4"	1/4"	3/8"	0.81	0.81	0.21	----
28-037	3/8"	3/8"	1/8"	0.81	0.81	0.19	----
28-038	3/8"	1/4"	3/8"	0.81	0.81	0.18	----
28-039	3/8"	3/8"	1/4"	0.81	0.81	0.18	----
28-046	1/2"	1/2"	3/8"	1.00	1.00	0.30	----
28-047	3/4"	1/2"	3/4"	1.16	1.25	0.56	----
28-048	3/4"	3/4"	1/2"	1.16	1.25	0.59	----

**CROSS**



Part #	Thread size NPTF	A	B	Approx. Wt. Lbs.	
28-041	1/8"	0.50	0.50	0.10	----
28-042	1/4"	0.78	0.68	0.21	----
28-043	3/8"	0.84	0.81	0.25	----
28-044	1/2"	1.09	1.00	0.51	----
28-045	3/4"	1.16	1.25	0.75	----


**FORGED CROSS**



Part #	Thread size NPTF	A	Body Width	Approx. Wt. Lbs.	
28-049	1/8"	0.56	0.50	0.06	----
28-050	1/4"	0.72	0.69	0.15	----
28-051	3/8"	0.81	0.81	0.18	----
28-052	1/2"	1.00	1.00	0.34	----

**COUPLING**

**SAE# 130238**




Part #	Thread size NPTF	A	Hex	Approx. Wt. Lbs.	
28-058L	1/8"	0.75	0.50	0.02	----
28-058	1/8"	0.75	0.56	0.03	----
28-059L	1/4"	0.88	0.63	0.03	----
28-059	1/4"	1.12	0.75	0.09	----
28-060L	3/8"	1.00	0.81	0.06	----
28-060	3/8"	1.12	0.87	0.10	----
28-061L	1/2"	1.19	0.93	0.09	----
28-061	1/2"	1.50	1.06	0.19	----
28-062L	3/4"	1.19	1.25	0.18	----
28-062	3/4"	1.53	1.25	0.24	----

**\* For larger sizes, see bronze couplings on pg. 193**

Dimension data can change without notice.  
Please call us when dimensions are critical.

**REDUCING COUPLING**


SAE# 130138



Part #	Thread size NPTF	A	Hex	Approx. Wt. Lbs.	
28-181L	1/4" x 1/8"	0.83	0.62	0.04	----
28-181	1/4" x 1/8"	0.97	0.75	0.08	----
28-182	3/8" x 1/8"	0.94	0.87	0.10	----
28-183L	3/8" x 1/4"	1.00	0.81	0.06	----
28-183	3/8" x 1/4"	1.16	0.87	0.12	----
28-180*	1/2" x 1/8"	1.19	0.93	0.15	----
28-184L	1/2" x 1/4"	1.11	1.00	0.10	----
28-184	1/2" x 1/4"	1.28	1.06	0.20	----
28-185L	1/2" x 3/8"	1.19	0.93	0.10	----
28-185	1/2" x 3/8"	1.38	1.06	0.20	----
28-188*	3/4" x 3/8"	1.32	1.37	0.20	----
28-189*	3/4" x 1/2"	1.19	1.18	0.14	----

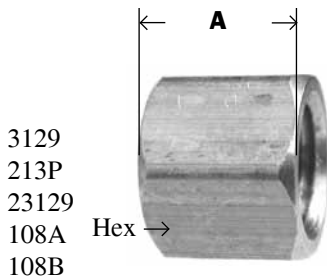
\*Not to SAE specs

**UNION**



Part #	Thread size NPTF	A	Hex	Approx. Wt. Lbs.	
28-067	1/8"	1.19	0.94	0.13	----
28-068	1/4"	1.31	1.06	0.18	----
28-069	3/8"	1.75	1.25	0.33	----
28-070	1/2"	1.79	1.56	0.50	----

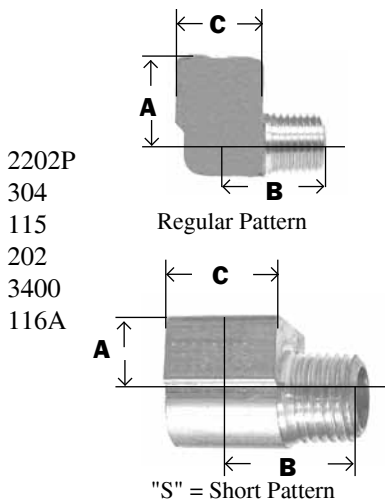
**CAP**



Part #	Thread size NPTF	A	Hex	Approx. Wt. Lbs.	
28-075	1/8"	0.47	0.56	0.03	----
28-076	1/4"	0.60	0.68	0.04	----
28-077	3/8"	0.69	0.81	0.06	----
28-078	1/2"	0.78	0.93	0.08	----
28-079	3/4"	0.94	1.25	0.16	----

**90° STREET ELBOW**

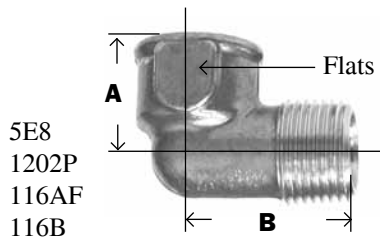
SAE# 130239



Part #	Thread size NPTF	A	B	C	Approx. Wt. Lbs.	
28-156	1/8"	0.48	0.66	0.56	0.05	----
28-156S	1/8" short	0.34	0.57	0.50	0.03	----
28-157	1/4"	0.72	0.91	0.68	0.09	----
28-157S	1/4" short	0.45	0.78	0.68	0.07	----
28-158	3/8"	0.78	0.97	0.81	0.16	----
28-159	1/2"	1.03	1.25	1.00	0.33	----
28-160	3/4"	1.12	1.38	1.25	0.52	----

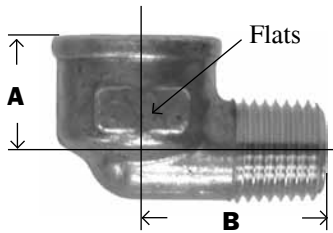


**FORGED 90° STREET ELBOW**



Part #	Thread size NPTF	A	B	Wrench Flats	Approx. Wt. Lbs.	
28-165	1/8"	0.61	0.85	0.62	0.06	----
28-166	1/4"	0.50	0.86	0.72	0.08	----
28-167	3/8"	0.70	1.00	0.88	0.10	----
28-168	1/2"	0.96	1.43	1.00	0.20	----
28-169	3/4"	0.90	1.40	1.25	0.25	----

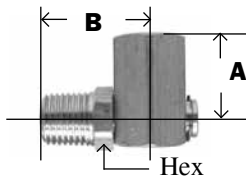
**FORGED REDUCING 90° STREET ELBOW**



Part #	Thread size NPTF FxM	A	B	Wrench flats	Approx. Wt. Lbs.	
28-260	1/8" x 1/4"	0.50	0.87	0.71	0.08	----
28-261B*	1/4" x 1/8"	0.53	0.72	0.69	0.07	----
28-261	1/4" x 1/8"	0.50	0.81	0.72	0.06	----
28-262	1/4" x 3/8"	0.93	1.06	0.59	0.12	----
28-263	3/8" x 1/4"	0.58	0.94	0.81	0.07	----
28-264	3/8" x 1/2"	0.97	1.36	1.00	0.28	----
28-265	1/2" x 3/8"	0.96	1.37	1.00	0.22	----

\*Barstock

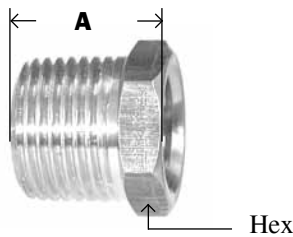
**PIPE SWIVEL 90° STREET ELBOW**



Part #	Thread size NPTF	A	B	Hex	Approx. Wt. Lbs.	
28-430	1/4"	1.18	1.25	.625	0.22	----

**HEX BUSHING**

**SAE# 130140**



Part #	Thread size NPTF MxF	A	Hex	Approx. Wt. Lbs.	
28-102L	1/4" x 1/8"	0.62	0.56	0.02	----
28-102	1/4" x 1/8"	0.75	0.56	0.04	----
28-103	3/8" x 1/8"	0.75	0.68	0.05	----
28-104L	3/8" x 1/4"	0.69	0.68	0.03	----
28-104	3/8" x 1/4"	0.75	0.75	0.05	----
28-105L	1/2" x 1/8"	0.81	0.81	0.08	----
28-105	1/2" x 1/8"	1.00	0.87	0.10	----
28-106L	1/2" x 1/4"	0.81	0.81	0.08	----
28-106	1/2" x 1/4"	1.00	0.87	0.11	----
28-107L	1/2" x 3/8"	0.81	0.81	0.05	----
28-107	1/2" x 3/8"	1.00	0.87	0.10	----
28-108	3/4" x 1/8"	0.94	1.06	0.20	----
28-109L	3/4" x 1/4"	0.94	1.06	0.18	----
28-110L	3/4" x 3/8"	0.94	1.06	0.15	----
28-111L	3/4" x 1/2"	0.94	1.06	0.11	----
28-111	3/4" x 1/2"	1.00	1.12	0.14	----
28-112	1" x 1/4"	1.15	1.37	0.32	----
28-113	1" x 3/8"	1.12	1.37	0.30	----
28-114	1" x 1/2"	1.31	1.44	0.29	----
28-115	1" x 3/4"	1.31	1.37	0.20	----

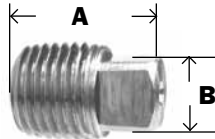
373  
3220  
209P  
110A  
110B

**FACE BUSHING**



Part #	Thread size NPTF MxF	A	Approx. Wt. Lbs.	
28-121	1/4" x 1/8"	0.45	0.01	----
28-122	3/8" x 1/8"	0.50	0.03	----
28-116	3/8" x 1/4"	0.50	0.02	----
28-090	1/2" x 1/8"	0.56	0.06	----
28-128	1/2" x 1/4"	0.56	0.05	----
28-117	1/2" x 3/8"	0.56	0.03	----
28-129	3/4" x 1/4"	0.62	0.11	----
28-130	3/4" x 3/8"	0.62	0.08	----
28-118	3/4" x 1/2"	0.64	0.03	----

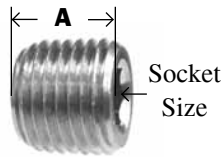
**SQUARE HEAD PLUG**



3151  
211P  
109A  
109B

Part #	Thread size NPTF	A	B	Approx. Wt. Lbs.	
28-084	1/8"	0.58	0.27	0.02	----
28-085	1/4"	0.80	0.37	0.03	----
28-086	3/8"	0.80	0.43	0.06	----
28-087	1/2"	1.07	0.55	0.13	----
28-088	3/4"	1.11	0.61	0.20	----
28-089	1"	1.24	0.81	0.35	----

**COUNTERSUNK HEX PLUG**




3155  
219P  
109CS  
118

SAE J531

Part #	Thread size NPTF	A	Socket size	Approx. Wt. Lbs.	
28-092	1/16"	0.30	0.12	0.01	----
28-093	1/8"	0.30	0.18	0.01	----
28-094	1/4"	0.45	0.26	0.02	----
28-095	3/8"	0.45	0.31	0.03	----
28-096	1/2"	0.61	0.39	0.05	----
28-097	3/4"	0.62	0.56	0.10	----

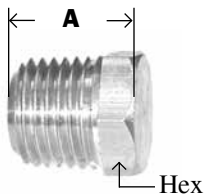
**SLOTTED-HEAD PLUG**



220P  
3150  
117A  
117B

Part #	Thread size NPTF	A	Approx. Wt. Lbs.	
28-174	1/8"	0.31	0.01	----
28-175	1/4"	0.42	0.02	----
28-176	3/8"	0.45	0.05	----

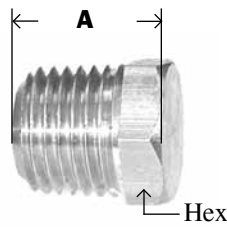
**CORED HEX PLUGS**



218P  
3152  
121A  
103  
121B  
PPH  
218P

Part #	Thread size NPTF	A	Hex	Approx. Wt. Lbs.	
28-201	1/8"	0.55	0.43	0.01	----
28-202	1/4"	0.62	0.56	0.02	----
28-203	3/8"	0.72	0.68	0.06	----
28-204	1/2"	0.81	0.87	0.09	----
28-205	3/4"	0.94	1.06	0.16	----
28-206	1"	1.16	1.37	0.28	----

**SOLID HEX HEAD PLUGS**



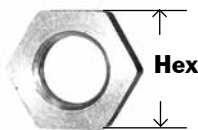
121AS

Part #	Thread size NPTF	A	Hex	Approx. Wt. Lbs.	
28-201S	1/8"	0.55	0.43	0.02	----
28-202S	1/4"	0.62	0.56	0.05	----
28-203S	3/8"	0.66	0.68	0.07	----
28-204S	1/2"	0.81	0.87	0.12	----
28-205S	3/4"	0.92	1.06	0.24	----
28-206S	1"	1.00	1.31	0.38	----

**LOCKNUT**

- Jam Nuts
- Straight pipe thread


210P  
21102  
111A  
111B



Part #	Thread size NPSM	Hex	Thickness	Approx. Wt. Lbs.	
28-123	1/8"	0.68	0.19	0.02	----
28-124	1/4"	0.87	0.25	0.04	----
28-125	3/8"	1.00	0.31	0.04	----
28-126	1/2"	1.125	0.25	0.04	----

**CLOSE NIPPLE**


165  
215PN  
3326  
112A  
112B



Part #	Thread size NPTF	A	Approx. Wt. Lbs.	
28-131	1/8"	0.75	0.01	----
28-132	1/4"	0.88	0.02	----
28-133	3/8"	1.00	0.05	----
28-134	1/2"	1.12	0.06	----
28-135	3/4"	1.31	0.11	----

**LONG NIPPLE**

113B  
113A  
166  
3327  
3331  
215PNL




Part #	Thread size NPTF	A Length	Approx. Wt. Lbs.	
28-140	1/8"	1.50	0.03	----
28-141	1/8"	2.00	0.04	----
28-142	1/8"	2.50	0.06	----
28-143	1/8"	3.00	0.06	----
28-144	1/4"	1.50	0.03	----
28-145	1/4"	2.00	0.05	----
28-146	1/4"	2.50	0.08	----
28-147	1/4"	3.00	0.10	----
28-148	3/8"	1.50	0.06	----
28-149	3/8"	2.00	0.10	----
28-150	3/8"	2.50	0.10	----
28-151	3/8"	3.00	0.13	----
28-152	1/2"	1.50	0.08	----
28-153	1/2"	2.00	0.12	----
28-154	1/2"	2.50	0.16	----
28-155	1/2"	3.00	0.20	----

• NOTE: For longer lengths and larger diameters, see our red brass nipples section, pg. 184-185

**HEX NIPPLE**

**SAE# 130137**




- 216P
- 3325
- 379
- 122AH
- 122B

Part #	Thread size NPTF	A	Hex	Approx. Wt. Lbs.	
28-211L	1/8"	0.91	0.43	0.02	----
28-211	1/8"	0.97	0.43	0.03	----
28-212L	1/4"	1.12	0.56	0.04	----
28-212	1/4"	1.38	0.56	0.06	----
28-213L	3/8"	1.25	0.68	0.07	----
28-213	3/8"	1.41	0.68	0.07	----
28-214L	1/2"	1.50	0.87	0.11	----
28-214	1/2"	1.81	0.87	0.17	----
28-215	3/4"	1.96	1.13	0.23	----
28-216	1"	2.30	1.37	0.43	----

**REDUCING HEX NIPPLE**

**SAE# 130137**

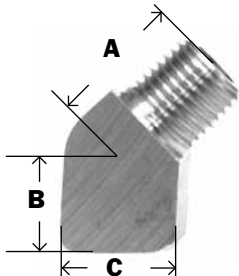


- 216P
- 3325
- 379
- 122AH
- 122B

Part #	Thread size NPTF	A	Hex	Approx. Wt. Lbs.	
28-220L	1/4" x 1/8"	1.00	0.56	0.04	----
28-220	1/4" x 1/8"	1.19	0.56	0.04	----
28-221L	3/8" x 1/8"	1.11	0.68	0.06	----
28-221	3/8" x 1/8"	1.22	0.68	0.07	----
28-222L	3/8" x 1/4"	1.19	0.68	0.06	----
28-222	3/8" x 1/4"	1.41	0.68	0.07	----
28-223L	1/2" x 1/4"	1.34	0.87	0.09	----
28-223	1/2" x 1/4"	1.62	0.87	0.12	----
28-224L	1/2" x 3/8"	1.41	0.87	0.11	----
28-224	1/2" x 3/8"	1.62	0.87	0.12	----
28-225	3/4" x 1/2"	1.50	1.06	0.15	----

**45° STREET ELBOW**

**SAE# 130339**

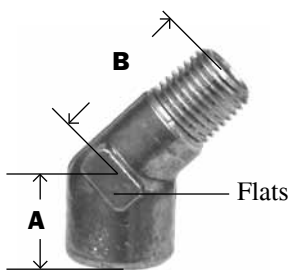


- 306
- 3350
- 2214P
- 224

Part #	Thread size NPTF	B	A	C	Approx. Wt. Lbs.	
28-230	1/8"	0.38	0.50	0.56	0.03	----
28-231	1/4"	0.56	0.72	0.68	0.09	----
28-232	3/8"	0.56	0.78	0.81	0.12	----
28-233	1/2"	0.75	1.00	1.00	0.20	----
28-234	3/4"	0.75	1.06	1.25	0.34	----

**45° FORGED STREET ELBOW**

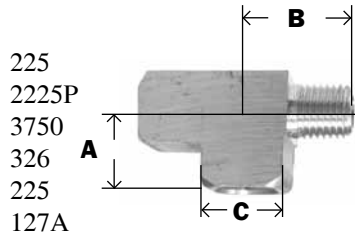
- 45E8
- 124B



Part #	Thread size NPTF	A	B	Wrench flats	Approx. Wt. Lbs.	
28-238	1/8"	0.63	0.81	0.56	0.05	----
28-239	1/4"	0.63	1.06	0.81	0.11	----
28-240	3/8"	0.72	1.06	0.93	0.17	----

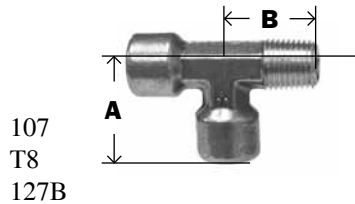
**STREET TEE/ SERVICE TEE**

SAE# 130424



Part #	Thread size NPTF	A	B	C	Approx. Wt. Lbs.	
28-245	1/8"	0.55	0.66	0.56	0.08	----
28-246	1/4"	0.78	0.91	0.68	0.17	----
28-247	3/8"	0.84	0.97	0.81	0.22	----
28-248	1/2"	1.09	1.25	1.00	0.40	----
28-249	3/4"	1.16	1.39	1.25	0.60	----


**FORGED STREET TEE**



Part #	Thread size NPTF	A	B	Body Width	Approx. Wt. Lbs.	
28-253	1/8"	0.56	0.75	0.50	0.05	----
28-254	1/4"	1.03	0.11	0.46	0.13	----
28-255	3/8"	1.19	1.09	0.68	0.24	----
28-256	1/2"	1.52	1.40	0.88	0.45	----
28-257	3/4"	1.34	1.73	1.25	0.65	----

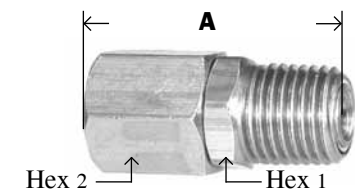
**EXTENDER ADAPTER**

SAE# 130139



Part #	Thread size NPTF FxM	A	Hex	Approx. Wt. Lbs.	
28-190L	1/8" x 1/8"	0.83	0.50	0.03	----
28-190	1/8" x 1/8"	0.88	0.56	0.04	----
28-191L	1/4" x 1/8"	0.94	0.62	0.04	----
28-191	1/4" x 1/8"	1.06	0.75	0.07	----
28-192L	1/4" x 1/4"	1.00	0.62	0.04	----
28-192	1/4" x 1/4"	1.25	0.75	0.07	----
28-198	3/8" x 1/8"	1.00	0.81	0.06	----
28-193L	3/8" x 1/4"	1.12	0.81	0.08	----
28-193	3/8" x 1/4"	1.25	0.87	0.09	----
28-194L	3/8" x 3/8"	1.24	0.81	0.10	----
28-194	3/8" x 3/8"	1.25	0.87	0.11	----
28-199	1/2" x 1/4"	1.46	1.06	0.08	----
28-195L	1/2" x 3/8"	1.19	0.93	0.09	----
28-195	1/2" x 3/8"	1.47	1.06	0.18	----
28-196	1/2" x 1/2"	1.66	1.06	0.12	----
28-207	3/4" x 3/8"	1.59	1.25	0.26	----
28-208	3/4" x 1/2"	1.69	1.37	0.14	----
28-209	3/4" x 3/4"	1.69	1.37	0.34	----

**PIPE SWIVEL ADAPTER**



Part #	Thread size NPTF FxM	A	Hex 1	Hex 2	Approx. Wt. Lbs.	
28-425	1/4"	1.34	0.56	0.62	0.06	----
28-426	3/8"	1.36	0.68	0.75	0.08	----

**SWIVEL FITTING**

- 360° Turning
- Swivels

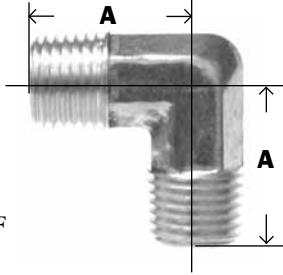


**Male NPT x Female NPT**

Part #	Size	
320-061	1/4	----

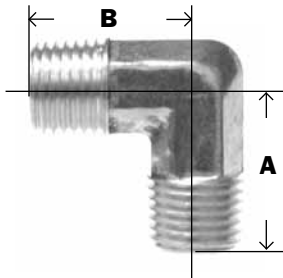
**FORGED 90° MALE ELBOW**

LE5  
3455  
116AMF



Part #	Thread size NPTF	A	Body Width	Approx. Wt. Lbs.	
28-266 <sup>3.5</sup>	1/8"	0.79	0.38	0.04	----
28-267 <sup>3.5</sup>	1/4"	0.87	0.45	0.06	----
28-268 <sup>3.5</sup>	3/8"	1.00	0.59	0.12	----
28-269 <sup>3.5</sup>	1/2"	1.38	0.78	0.21	----

**FORGED 90° MALE REDUCING ELBOW**




Part #	Thread size NPTF	A	B	Body Width	Approx. Wt. Lbs.	
28-274	1/4" x 1/8"	0.88	0.78	0.47	0.06	----
28-275	3/8" x 1/4"	0.90	0.90	0.46	0.06	----
28-276	1/2" x 3/8"	1.12	1.00	0.59	0.12	----

**MALE BRANCH TEE**


SAE# 130425

X106  
23601  
3600  
2224P  
226  
329  
128



Part #	Thread size NPTF	A	B	C	Approx. Wt. Lbs.	
28-281 <sup>3.5</sup>	1/8"	0.66	0.55	0.56	0.08	----
28-282 <sup>3.5</sup>	1/4"	0.91	0.78	0.68	0.15	----
28-283 <sup>3</sup>	3/8"	0.97	0.84	0.81	0.22	----
28-284 <sup>3.5</sup>	1/2"	1.25	1.09	1.00	0.40	----
28-285 <sup>3.5</sup>	3/4"	1.38	1.16	1.25	0.62	----

**FORGED MALE BRANCH TEE**



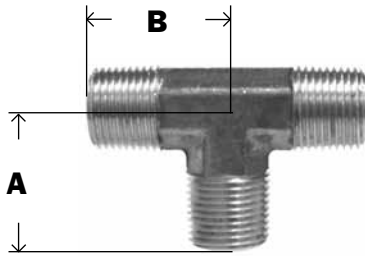
Part #	Thread size NPTF	A	B	Body Width	Approx. Wt. Lbs.	
28-281F	1/8"	0.75	0.56	0.50	0.06	----
28-282F	1/4"	1.00	1.03	0.46	0.12	----

T9

Logic will get you from A to B. Imagination will take you everywhere.

- Albert Einstein

**FORGED ALL MALE TEE**

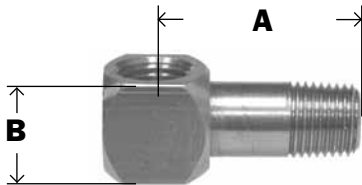


Part #	Thread size NPTF	A	B	Body Width	Approx. Wt. Lbs.	
28-290	1/8"	0.75	0.75	0.43	0.06	----
28-291	1/4"	0.86	0.86	0.43	0.08	----
28-292	3/8"	1.09	1.09	0.60	0.16	----
28-293	1/2"	1.22	1.22	0.68	0.22	----
28-294	3/4"	1.43	1.43	0.87	0.38	----

T12  
M101

**LONG STREET ELLS**


D.O.T. Approved



Part #	Thread size NPTF	A	B	Approx. Wt. Lbs.	
28-440	1/8"	1-3/16"	0.50	0.06	----
28-441	1/8"	1-7/16"	0.50	0.06	----
28-442	1/8"	1-11/16"	0.50	0.06	----
28-443	1/8"	1-7/8"	0.50	0.16	----
28-328	1/4"	1-3/16"	0.75	0.12	----
28-329	1/4"	1-7/16"	0.75	0.14	----
28-330	1/4"	1-11/16"	0.75	0.15	----
28-332	1/4"	2-1/4"	0.75	0.17	----
28-333	3/8"	1-3/4"	0.87	0.22	----

**LONG EXTENSION ADAPTERS**

D.O.T. Approved




Part #	Thread size NPTF	A	Hex	Approx. Wt. Lbs.	
28-335	1/8"	1-1/4"	0.50	0.04	----
28-336	1/8"	1-3/4"	0.50	0.05	----
28-337	1/8"	3"	0.50	0.09	----
28-338	1/4"	1-9/16"	0.62	0.07	----
28-339	1/4"	1-13/16"	0.62	0.08	----
28-340	1/4"	2-1/16"	0.62	0.10	----


Dimension data can change without notice.  
Please call us when dimensions are critical.

**BULKHEAD / ANCHOR / FRAME COUPLINGS**


Part #	Terminal Bolts/ Frame				Length (in.)
	A	B	C	D	



28-300	1/8-27 NPTF	5/8-18 UNS	----	----	1-1/2	----	
28-303	3/8-18 NPTF	1-14 UNS	----	----	1-5/16	----	
28-301	1/4-18 NPTF	3/4-16 UNS	----	----	15/16	----	
28-302	1/4-18 NPTF	3/4-16 UNS	----	----	1-1/2	----	
28-315	1/4-18 NPTF	3/4-16 UNS	----	----	1-1/2	----	
		*(same as 28-302 except with larger mounting nut)					
28-304	1/2-14 NPTF	1-1/8-14 UNS	----	----	1-1/2	----	




28-317	1/2-14 NPTF	1-14 UNS	1/4-18 NPTF	----	2-1/8	----
28-318	1/2-14 NPTF	1-14 UNS	3/8-18 NPTF	----	1-11/16	----
28-319	1/2-14 NPTF	1-14 UNS	3/8-18 NPTF	----	1-29/32	----




28-325	1/2-14 NPTF	3/4 - 16 UNS	1/4-18 NPTF	1/4-18 NPTF	1-11/16	----
28-345*	1/2-14 NPTF	3/4 - 16 UNS	1/4-18 NPTF	----	2-5/32	----


\* Steel



28-313	1/2-14 NPTF	1-14 UNS	1/4-18 NPTF	----	2-7/8	----
--------	-------------	----------	-------------	------	-------	------



28-346	3/8-18 NPTF	1-14 UNS	1/2-14 NPTF	----	1-7/8	----
28-347	1/2-14 NPTF	1-14 UNS	1/2-14 NPTF	----	2-3/8	----




28-321	1/2-O.D. Tube	7/8-20 UNCF	3/8-18 NPTF	----	1-5/16	----
28-322	3/8-O.D. Tube	7/8-20 UNCF	3/8-18 NPTF	----	1-3/8	----



28-348	3/8-18 NPTF	7/8-20 UNCF	3/8-18 NPTF	----	2-5/16	----
--------	-------------	-------------	-------------	------	--------	------


**STEEL BULKHEAD FITTINGS**



28-306	1/4-18 NPTF	3/4 - 16 UNS		----	0.94	----
28-307	1/4-18 NPTF	3/4 - 16 UNS		----	1.50	----



28-309	1/2-14 NPTF	3/4 - UNS	1/4-18 NPTF	1/4-18 NPTF	2.16	----
28-310	1/2-14 NPTF	3/4 - UNS	1/4-18 NPTF	----	2.53	----



28-312	1/2-14 NPTF	1-14 UNS	1/4-18 NPTF	----	2.94	----
--------	-------------	----------	-------------	------	------	------

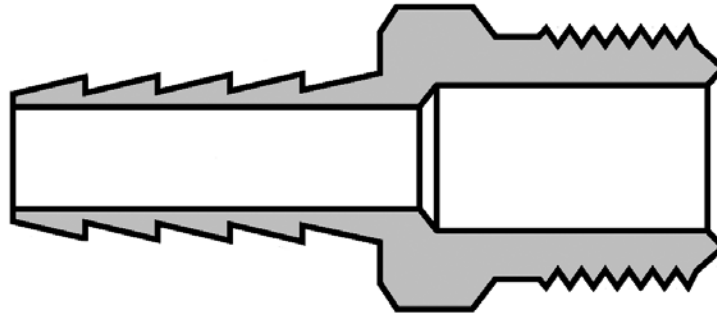
**MARINE BULKHEAD FITTINGS**



46-540	5/16 Hose ID	----	----	----	2.37	----
46-541	3/8 Hose ID	----	----	----	2.37	----



# Hose Barb Fittings



**•Temperature and Working Pressure Ranges**

From -40°F to + 160°F at 150 PSI maximum.

**• Tolerance**

+/- .02 on all dimensions. Dimension Data can change without notice. Please call us when dimensions are critical.

**•Material**

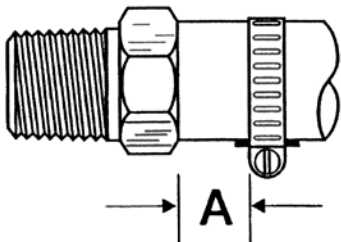
CA360 Brass for Barstock fittings.  
CA377 Brass for Forged fittings.

**Note:** These fittings are intended for use with hose clamp, similar type clamp or a crimped ferrule.

**• Assembly Instructions**

- 1- Cut hose cleanly and squarely to length.
- 2- Slide clamp on hose.
- 3- Lubricate hose. Push hose on fitting until hose bottoms against stop ring or hex.
- 4- Position hose clamp as shown below and secure with a screwdriver or wrench. Maintain "A" dimension noted below for proper clamp positioning.

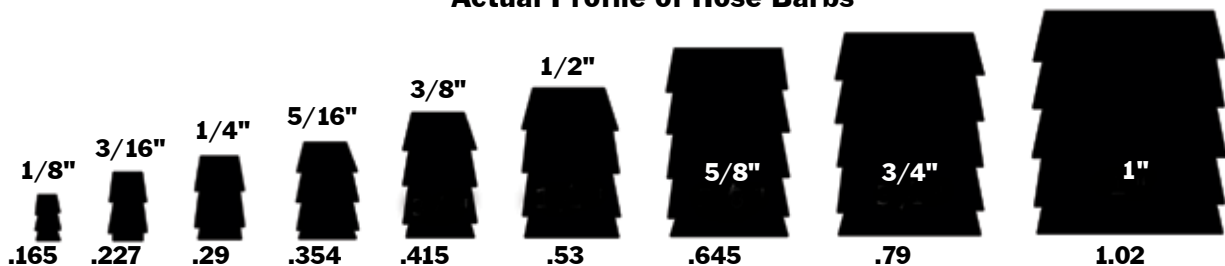
See page 255-269 for hose clamps  
See page 248-249 for plastic hose barb fittings  
See page 26 for stainless steel hose barbs



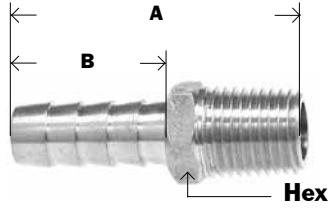
Hose Size	A
3/16"	1/4"
1/4"	1/4"
5/16"	1/4"
3/8"	1/8"
1/2"	1/8"
5/8"	1/8"
3/4"	1/8"

Stainless Steel hose barbs for beverage service available -  
See beverage fitting section, pg. 301

**Actual Profile of Hose Barbs**



**RIGID MALE ADAPTER**



PGH  
101  
102  
201A  
125HBL  
105B-1  
KF-PS  
MPB

Part #	Hose I.D. x Male NPTF	A	B	Hex	Approx. Wt. Lbs.	
32-300	1/8" x 1/16"	1.13	0.60	0.31	0.02	----
32-001	1/8" x 1/8"	1.19	0.69	0.43	0.02	----
32-027	1/8" x 1/4"	1.16	0.46	0.56	0.02	----
32-002	3/16" x 1/8"	1.19	0.75	0.43	0.02	----
32-003	3/16" x 1/4"	1.37	0.69	0.56	0.04	----
32-301	1/4" x 1/16"	1.44	0.88	0.43	0.02	----
32-004	1/4" x 1/8"	1.47	0.97	0.43	0.02	----
32-005	1/4" x 1/4"	1.72	0.97	0.56	0.04	----
32-006	1/4" x 3/8"	1.72	0.97	0.68	0.05	----
32-007	1/4" x 1/2"	1.72	0.81	0.87	0.10	----
32-008	5/16" x 1/8"	1.47	0.97	0.43	0.02	----
32-009	5/16" x 1/4"	1.72	0.97	0.56	0.04	----
32-010	5/16" x 3/8"	1.76	0.97	0.68	0.06	----
32-390	5/16" x 1/2"	1.88	0.95	0.87	0.10	----
32-011	3/8" x 1/8"	1.53	0.97	0.56	0.03	----
32-012	3/8" x 1/4"	1.75	0.97	0.56	0.05	----
32-013	3/8" x 3/8"	1.72	0.96	0.68	0.06	----
32-014	3/8" x 1/2"	1.97	0.97	0.87	0.09	----
32-026	3/8" x 3/4"	1.97	0.97	1.06	0.16	----
32-333	7/16" x 1/4"	1.76	0.97	0.56	0.04	----
32-302	1/2" x 1/8"	1.57	0.95	0.56	0.06	----
32-015	1/2" x 1/4"	1.72	0.97	0.56	0.04	----
32-016	1/2" x 3/8"	1.76	0.97	0.68	0.07	----
32-017	1/2" x 1/2"	1.87	0.96	0.87	0.11	----
32-018	1/2" x 3/4"	1.94	0.97	1.06	0.16	----
32-303	1/2" x 1"	2.31	0.99	1.37	0.33	----
32-304	5/8" x 1/4"	1.67	0.92	0.68	0.06	----
32-019	5/8" x 3/8"	1.76	0.97	0.68	0.08	----
32-020	5/8" x 1/2"	1.87	0.96	0.87	0.11	----
32-021	5/8" x 3/4"	1.87	0.96	1.06	0.14	----
32-305	5/8" x 1"	2.31	0.96	1.37	0.36	----
32-306	3/4" x 3/8"	1.65	0.87	0.81	0.12	----
32-022	3/4" x 1/2"	1.87	0.96	0.87	0.14	----
32-023	3/4" x 3/4"	1.87	0.96	1.06	0.15	----
32-316	3/4" x 1"	2.55	1.15	1.37	0.38	----
32-307	1" x 1/2"	1.80	0.87	1.06	0.24	----
32-024	1" x 3/4"	2.19	1.19	1.06	0.32	----
32-025	1" x 1"	2.48	1.19	1.37	0.39	----
32-029	1-1/4" x 3/4"	2.37	1.19	1.37	0.35	----
32-028	1-1/4" x 1"	2.55	1.19	1.37	0.46	----

\* See Bronze insert fittings on page 300 for larger sizes.

For Stainless Barb Fittings see pg. 26 or beverage section, pg. 301  
For BSPT Barb Fittings see pg. 111


Dimension data can change without notice.  
Please call us when dimensions are critical.

**BRASS RIGID MALE BSPT BARB ADAPTER**



Part #	Hose I.D. x BSPT	
32-450	1/4" x 1/8"	----
32-451	1/4" x 1/4"	----
32-452	3/8" x 1/4"	----
32-453	3/8" x 3/8"	----
32-454	3/8" x 1/2"	----
32-455	1/2" x 3/8"	----
32-456	1/2" x 1/2"	----
32-457	3/4" x 3/4"	----
32-458	1" x 1"	----


**SWIVEL MALE ADAPTER**



SMS  
103

Part #	Hose I.D. x Male NPTF	A	B	Hex	Approx. Wt. Lbs.	
32-200	1/4" x 1/4"	2.12	0.97	0.56	0.04	----
32-201	3/8" x 1/4"	2.12	0.97	0.56	0.07	----
32-202	3/8" x 3/8"	2.12	0.97	0.68	0.08	----
32-355	1/2" x 3/8"	2.12	0.97	0.68	0.10	----
32-356	1/2" x 1/2"	2.33	0.97	0.87	0.14	----
32-357	3/4" x 3/4"	2.33	0.97	1.06	0.20	----

**MENDER/ SPLICER**



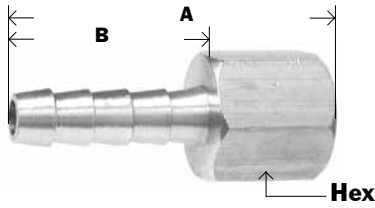
MSB  
122HBL  
HM  
129  
178  
73  
108

Part #	Hose I.D. x Hose I.D.	A	B	O.D.	Approx. Wt. Lbs.	
32-091	1/8"	0.98	0.45	0.31	0.01	----
32-092	3/16"	1.62	0.77	0.36	0.02	----
32-093	1/4"	2.00	0.96	0.37	0.02	----
32-079	1/4" x 1/8"	1.55	0.97	0.56		----
32-094	5/16"	2.00	0.96	0.39	0.02	----
32-095	3/8"	2.00	0.94	0.51	0.04	----
32-080	3/8" x 1/4"	2.06	0.97	0.56		----
32-096	1/2"	2.00	0.96	0.62	0.06	----
32-087	1/2" x 3/8"	2.06	0.97	0.71		----
32-097	5/8"	2.05	0.96	0.75	0.08	----
32-088	5/8" x 3/8"	2.06	0.97	0.75		----
32-098	3/4"	2.50	1.15	0.87	0.10	----
32-089	3/4" x 1/2"	2.28	1.19	0.87		----
32-099	1"	3.00	1.44		0.23	----

See Bronze insert fittings on page 300 for larger sizes.  
See Hose Clamps on page 255-269 .  
For Stainless Barb Fittings see pg. 26 or beverage section, pg. 301

Dimension data can change without notice.  
Please call us when dimensions are critical.

**RIGID FEMALE ADAPTER**



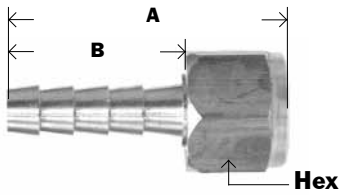
209A      FPB  
 128      105B-2  
 29A      KF-RS  
 29F      104  
 126HB  
 126

Part #	Hose I.D. x Female NPTF	A	B	Hex	Approx. Wt. Lbs.	
32-050	1/8" x 1/8"	0.96	0.46	0.50	0.02	----
32-317	1/8" x 1/4"	1.15	0.46	0.62	0.04	----
32-051	3/16" x 1/8"	1.10	0.68	0.50	0.02	----
32-062	3/16" x 1/4"	1.44	0.75	0.62	0.04	----
32-052	1/4" x 1/8"	1.35	0.93	0.50	0.02	----
32-053	1/4" x 1/4"	1.60	0.97	0.62	0.06	----
32-054	1/4" x 3/8"	1.65	1.03	0.75	0.04	----
32-441	1/4" x 1/2"	1.66	0.97	0.93		----
32-055	5/16" x 1/8"	1.47	0.97	0.56	0.04	----
32-056	5/16" x 1/4"	1.66	0.97	0.62	0.04	----
32-318	5/16" x 3/8"	1.66	0.97	0.75	0.06	----
32-320	5/16" x 1/2"	1.67	0.96	0.93	0.08	----
32-057	3/8" x 1/8"	1.47	0.97	0.56	0.04	----
32-058	3/8" x 1/4"	1.61	0.97	0.62	0.06	----
32-059	3/8" x 3/8"	1.63	1.00	0.81	0.08	----
32-063	3/8" x 1/2"	1.72	0.94	0.93	0.12	----
32-442	3/8" x 3/4"	1.97	0.97	1.18		----
32-064	1/2" x 1/4"	1.66	0.69	0.62	0.08	----
32-060	1/2" x 3/8"	1.66	0.97	0.75	0.08	----
32-061	1/2" x 1/2"	1.76	0.96	0.93	0.12	----
32-443	1/2" x 3/4"	1.97	0.97	1.18		----
32-444	5/8" x 3/8"	1.66	0.97	0.75		----
32-445	5/8" x 1/2"	1.66	0.97	0.93		----
32-446	5/8" x 3/4"	1.97	0.97	1.18		----
32-447	3/4" x 1/2"	1.88	1.19	0.93		----
32-065	3/4" x 3/4"	2.19	1.21	1.18	0.22	----
32-049	1" x 3/4"	2.19	1.19	1.18	0.26	----
32-321	1" x 1"	2.32	1.19	1.18	0.35	----
32-448	1-1/4" x 1"	2.32	1.19	1.43		----

Imagination is more important than knowledge. For knowledge is limited to all we now know and understand, while imagination embraces the entire world, and all there ever will be to know and understand.

**- Albert Einstein**

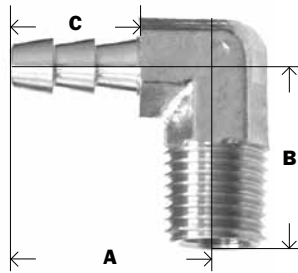
**SWIVEL FEMALE ADAPTER - With Gasket**



130  
126  
29FSG  
KF-RN  
NPSM Gasket

Part #	Hose I.D. x Female NPSM	A	B	Hex	Approx. Wt. Lbs.	
32-131	1/8" x 1/8"	0.90	0.46	0.50	0.02	----
32-132	3/16" x 1/8"	1.19	0.75	0.50	0.03	----
32-133	3/16" x 1/4"	1.28	0.75	0.62	0.04	----
32-120	1/4" x 1/8"	1.41	0.97	0.50	0.02	----
32-121	1/4" x 1/4"	1.50	0.97	0.62	0.02	----
32-129	1/4" x 3/8"	1.63	0.97	0.75	0.04	----
32-130	5/16" x 1/4"	1.50	0.97	0.62	0.04	----
32-122	3/8" x 1/4"	1.54	1.00	0.62	0.06	----
32-123	3/8" x 3/8"	1.60	0.97	0.75	0.06	----
32-354	3/8" x 1/2"	1.66	0.97	0.93	0.10	----
32-124	1/2" x 3/8"	1.60	0.97	0.75	0.08	----
32-125	1/2" x 1/2"	1.66	0.97	0.93	0.12	----
32-117	1/2" x 3/4"	1.82	1.19	1.18	0.16	----
32-118	5/8" x 3/4"	1.82	1.19	1.18	0.18	----
32-119	3/4" x 3/4"	1.82	1.19	1.18	0.14	----

**FORGED HOSE BARB 90° ELBOW**



129  
HBE1  
KF-PS90  
HE-1  
29E  
139



Grooved End Barb



Square Body

Part #	Hose I.D. x Male NPTF	A	B	C	Body Size	Approx. Wt. Lbs.	
32-308	3/16" x 1/8"	0.95	0.70	0.66	0.37	0.02	----
32-391	3/16" x 1/4"	1.00	0.84	0.63	0.46	0.10	----
32-038	1/4" x 1/8"	1.01	0.81	0.71	0.47	0.06	----
32-039	1/4" x 1/4"	1.01	0.87	0.63	0.47	0.06	----
32-309*	1/4" x 3/8"	1.08	0.97	0.73	0.69	0.12	----
32-036	5/16" x 1/8"	1.01	0.81	0.63	0.47	0.04	----
32-040	5/16" x 1/4"	1.01	0.87	0.63	0.47	0.06	----
32-310	5/16" x 3/8"	1.06	0.94	0.63	0.50	0.06	----
32-046	3/8" x 1/8"	1.01	0.81	0.63	0.47	0.06	----
32-041	3/8" x 1/4"	1.02	0.88	0.65	0.47	0.06	----
32-042	3/8" x 3/8"	1.09	0.93	0.68	0.50	0.08	----
32-047	3/8" x 1/2"	1.11	1.09	0.63	0.59	0.10	----
32-048	1/2" x 1/4"	1.06	1.00	0.68	0.59	0.10	----
32-043	1/2" x 3/8"	1.06	1.09	0.69	0.59	0.10	----
32-311	1/2" x 1/2"	1.31	1.19	0.87	0.56	0.22	----
32-044**	5/8" x 3/8"	1.12	1.06	0.61	0.56	0.12	----
32-045**	5/8" x 1/2"	1.12	1.12	0.66	0.59	0.14	----
32-312	5/8" x 3/4"	1.46	1.26	0.93	1.06	0.32	----
32-313***	3/4" x 1/2"	1.31	1.28	0.87	0.85	0.22	----
32-314	3/4" x 3/4"	1.46	1.26	0.91	1.06	0.32	----
32-330***	3/4" x 1"	1.57	1.64	0.90	1.34	0.64	----
32-315	1" x 3/4"	1.60	1.40	0.95	1.06	0.32	----
32-319	1" x 1"	1.69		0.98		0.43	----

\* Barstock  
\*\* Grooved End Barbs  
\*\*\* Square Body

See Bronze insert fittings on page 300 for larger sizes.

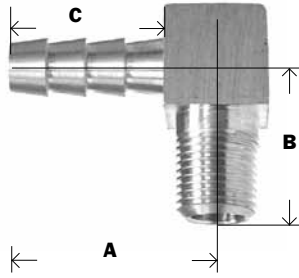
Dimension data can change without notice.  
Please call us when dimensions are critical.

Science is organized knowledge. Wisdom is organized life.

- Immanuel Kant

**BRASS**

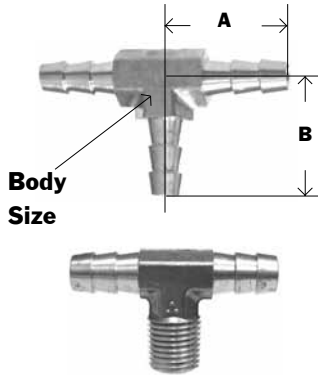
**BARSTOCK HOSE BARB 90° ELBOW**



129HB

Part #	Hose I.D. x Male NPTF	A	B	C	Body Size	Approx. Wt. Lbs.	
32-308B	3/16" X 1/8"	0.97	0.72	0.75	0.43	0.04	----
32-038B	1/4" X 1/8"	1.00	0.75	0.75	0.50	0.02	----
32-039B	1/4" X 1/4"	1.02	0.91	0.74	0.56	0.04	----
32-041B	3/8" X 1/4"	1.32	0.89	0.97	0.58	0.08	----
32-042B	3/8" X 3/8"	1.50	1.06	0.97	0.75	0.14	----
32-043B	1/2" X 3/8"	1.53	1.07	0.97	0.72	0.16	----

**HOSE BARB TEES**

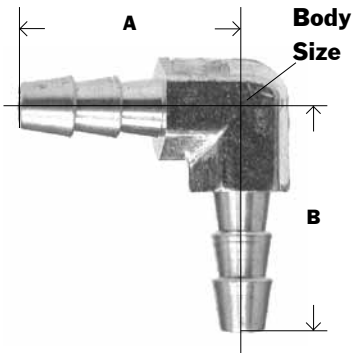


32-128

Part #	Hose Barb Size	A	B	Body Size	Approx. Wt. Lbs.	
32-367	1/8"	0.84	0.83	0.25	0.02	----
32-368	3/16"	1.02	1.02		0.03	----
32-365	1/4"	1.00	1.00	0.44	0.06	----
32-366	5/16"	1.00	1.00	0.44	0.06	----
32-126	3/8"	1.01	1.01	0.43	0.06	----
32-400	1/2"	1.02	1.00	0.43	0.08	----
32-361	5/8"	1.26	1.26		0.16	----
32-363	3/4"	1.26	1.26		0.18	----
32-128	3/8"HB x 1/4" MIP	1.00	0.94	0.43	0.06	----

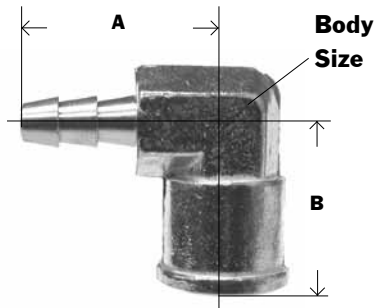
\* See Bronze insert fittings on page 300 for larger sizes.

**90° HOSE BARB ELBOW**



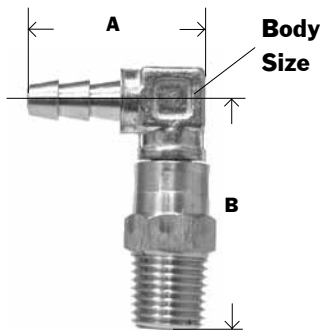
Part #	Hose I.D. x Hose I.D.	A	B	Body Size	Approx. Wt. Lbs.	
32-429	1/8" x 1/8"	0.55	0.55	0.37		----
32-433	3/16" x 3/16"	0.90	0.90	0.37		----
32-412	1/4" x 1/8"	1.02	1.02	0.44	0.04	----
32-413	1/4" x 1/4"	1.01	1.01	0.44	0.04	----
32-425	5/16" x 5/16"	1.15	1.15	0.48	0.05	----
32-414	3/8" x 1/8"	1.01	1.01	0.44	0.04	----
32-415	3/8" x 1/4"	1.00	1.00	0.44	0.04	----
32-416	3/8" x 3/8"	1.02	1.02	0.44	0.04	----
32-417	3/8" x 1/2"	1.24	1.10	0.50	0.06	----
32-418	1/2" x 1/4"	1.24	1.08	0.50	0.06	----
32-419	1/2" x 3/8"	1.22	1.09	0.50	0.06	----
32-420	1/2" x 1/2"	1.24	1.24	0.50	0.06	----
32-434	5/8" x 5/8"	1.20	1.20	0.75		----
32-435	3/4" x 1/2"			0.88		----
32-436	3/4" x 3/4"	1.28	1.28	0.88		----

**90° FEMALE HOSE BARB ELBOW**



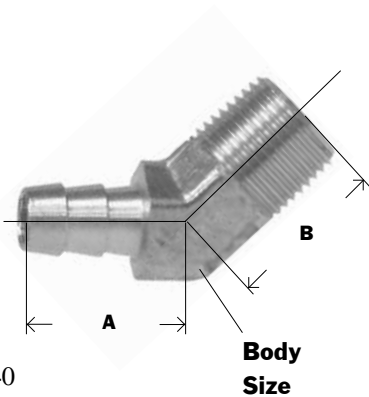
Part #	Hose I.D. x Female NPTF	A	B	Body Size	Approx. Wt. Lbs.	
32-401	1/4" x 1/8"	1.01	0.82	0.47	0.06	----
32-402	1/4" x 1/4"	1.13	0.91	0.56	0.10	----
32-403	3/8" x 1/8"	1.01	0.82	0.47	0.06	----
32-404	3/8" x 1/4"	1.15	0.91	0.56	0.10	----
32-405	3/8" x 3/8"	1.15	1.11	0.68	0.14	----
32-406	3/8" x 1/2"	1.26	1.39	0.75	0.20	----
32-407	1/2" x 1/4"	1.26	0.91	0.56	0.10	----
32-410	1/2" x 3/8"	1.24	1.11	0.68	0.14	----
32-411	1/2" x 1/2"	1.37	1.39	0.75	0.20	----
32-409	3/4" x 3/4"			0.81		----

**90° HOSE BARB x SWIVEL MALE PIPE**



Part #	Hose I.D. x Male NPTF	A	B	Body Size	Approx. Wt. Lbs.	
32-421	1/4" x 1/8"	1.00	1.53	0.47	0.08	----
32-422	1/4" x 1/4"	1.00	1.54	0.56	0.08	----
32-423	3/8" x 1/8"	1.00	1.53	0.47	0.08	----
32-424	3/8" x 1/4"	1.00	1.54	0.56	0.08	----
32-426	3/8" x 3/8"	0.98	1.46	0.68	0.12	----
32-427	3/8" x 1/2"	1.01	1.79	0.87	0.18	----
32-428	1/2" x 1/4"	1.07	1.61	0.56	0.12	----
32-431	1/2" x 3/8"	1.07	1.53	0.68	0.14	----
32-432	1/2" x 1/2"	1.07	1.79	0.87	0.16	----

**45° ELBOW**



Part #	Hose I.D. x Male NPTF	A	B	Body Size	Approx. Wt. Lbs.	
32-110	1/4" x 1/8"	0.91	0.62	0.53	0.04	----
32-109*	1/4" x 1/4"	1.00	0.62	0.57	0.06	----
32-111	3/8" x 1/8"	0.83	0.66	0.53	0.04	----
32-112	3/8" x 1/4"	0.82	0.84	0.53	0.06	----
32-113	3/8" x 3/8"	0.93	0.87	0.59	0.08	----
32-346	1/2" x 1/4"	1.00	0.84	0.59	0.08	----
32-114	1/2" x 3/8"	1.00	0.88	0.59	0.08	----
32-115	5/8" x 3/8"	0.97	0.88	0.59	0.10	----
32-345	3/4" x 1/2"			0.81		----

\* Barstock


- 140
- HE145
- 139HB
- KF-PS45
- 139

If I have seen further it is by standing on the shoulders of giants.

- Isaac Newton

**BALL END SWIVEL**

NPSM - Ball seat type




- 128HBLSV
- 29FS
- 209AS
- 124
- 131

Part #	Hose I.D. x NPSM	A	B	Hex	Approx. Wt. Lbs.	
32-066	1/8" x 1/8"	0.46	0.44	0.50	0.03	----
32-067	3/16" x 1/8"	0.75	0.44	0.50	0.03	----
32-068	3/16" x 1/4"	0.75	0.52	0.62	0.04	----
32-069	1/4" x 1/8"	0.97	0.44	0.50	0.04	----
32-070	1/4" x 1/4"	0.97	0.53	0.62	0.06	----
32-078	1/4" x 3/8"	0.97	0.63	0.75	0.06	----
32-071	5/16" x 1/4"	0.97	0.52	0.62	0.05	----
32-072	3/8" x 1/4"	0.97	0.53	0.62	0.06	----
32-073	3/8" x 3/8"	0.97	0.59	0.75	0.08	----
32-074	3/8" x 1/2"	0.97	0.69	0.94	0.14	----
32-075	1/2" x 3/8"	0.97	0.59	0.75	0.08	----
32-076	1/2" x 1/2"	0.97	0.69	0.94	0.10	----
32-077	3/4" x 3/4"	0.97	0.70	1.12	0.14	----

**BALLSEAT MALE ADAPTER**

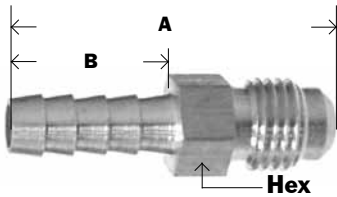
Beveled seat



- 172
- 134
- 127HB
- 122AS

Part #	NPSM x Male NPTF	A	Hex	Approx. Wt. Lbs.	
32-359	1/8" x 1/8"	0.94	0.43	0.03	----
32-034	1/4" x 1/8"	1.06	0.56	0.04	----
32-030	1/4" x 1/4"	1.25	0.56	0.06	----
32-362	3/8" x 1/4"	1.28	0.68	0.08	----
32-031	3/8" x 3/8"	1.30	0.68	0.08	----
32-364	1/2" x 3/8"	1.35	0.87	0.10	----
32-032	1/2" x 1/2"	1.53	0.87	0.14	----
32-033	3/4" x 3/4"	1.53	1.06	0.20	----

**45° FLARE ADAPTER**



- 142
- 201BF
- KF-MS

Part #	Hose I.D. x 45° Flare	A	B	Hex	Approx. Wt. Lbs.	
32-322	3/16" x 1/4"	1.5	0.75	0.43	0.03	----
32-081	1/4" x 1/4"	1.72	0.97	0.43	0.03	----
32-082	1/4" x 3/8"	1.82	0.97	0.62	0.07	----
32-083	5/16" x 5/16"	1.75	0.97	0.50	0.08	----
32-084	3/8" x 3/8"	1.82	0.97	0.62	0.08	----
32-085	3/8" x 1/2"	1.97	0.97	0.75	0.10	----
32-086	1/2" x 1/2"	1.97	0.97	0.75	0.10	----

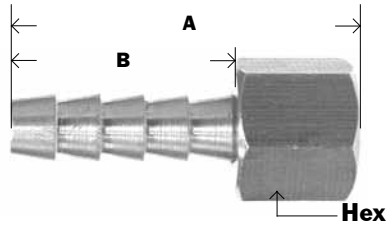
Dimension data can change without notice. Please call us when dimensions are critical.

Some people make things happen, some people watch things happen, and some ask what happened.

- Casey Stengel




**FEMALE 45° FLARE SWIVEL**



29SAE      FSS  
 209ASF    146  
 146HBLFSV 144  
 KF-NS  
 128


Part #	Hose I.D. x Female 45° Flare	A	B	Hex	Approx. Wt. Lbs.	
32-326	3/16" x 3/16"	1.19	0.75	0.43	0.04	----
32-107	3/16" x 1/4"	1.34	0.75	0.56	0.04	----
32-101	1/4" x 1/4"	1.57	0.97	0.56	0.04	----
32-102	1/4" x 5/16"	1.53	0.97	0.62	0.06	----
32-103	1/4" x 3/8"	1.64	0.97	0.75	0.08	----
32-104	5/16" x 5/16"	1.58	0.97	0.62	0.05	----
32-327	5/16" x 3/8"	1.64	0.97	0.75	0.08	----
32-105	3/8" x 3/8"	1.64	0.97	0.75	0.08	----
32-106	3/8" x 1/2"	1.81	0.97	0.87	0.10	----
32-100	1/2" x 1/2"	1.68	0.97	0.87	0.12	----
32-328	3/4" x 3/4"	2.00	0.97	1.25	0.20	----

**DUAL 45° / 37° FLARE SWIVEL**




Part #	Hose I.D. x Dual Seat	A	B	Hex	Approx. Wt. Lbs.	
32-337	1/4" x 1/4"	1.56	0.97	0.56	0.04	----
32-339	5/16" x 5/16"	1.60	0.97	0.62	0.06	----
32-340	3/8" x 1/2"	1.68	0.97	0.87	0.10	----
32-341	1/2" x 1/2"	1.68	0.97	0.87	0.10	----
32-342	1/2" x 5/8"	1.76	0.97	1.00	0.12	----

**INVERTED FLARE SWIVEL**



Part #	Hose I.D. x Inverted Flare	A	B	Hex	Approx. Wt. Lbs.	
32-369	1/4" x 1/4"	1.56	0.95	0.43	0.04	----
32-371	3/8" x 3/8"	1.70	0.96	0.62	0.06	----
32-372	1/2" x 1/2"	1.80	0.96	0.75	0.08	----
32-373	5/8" x 5/8"	2.05	1.17	0.87	0.15	----

**FEMALE 37° J.I.C. FLARE SWIVEL**

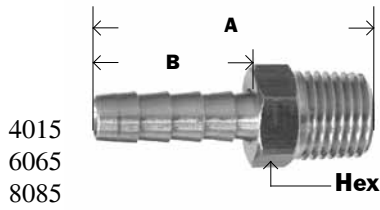


Part #	Hose I.D. x Female 37° JIC	A	B	Hex	Approx. Wt. Lbs.	
32-334	1/4" x 3/8"	1.60	0.97	0.68	0.06	----
32-335	5/16" x 3/8"	1.60	0.97	0.68	0.06	----
32-336	3/8" x 3/8"	1.60	0.97	0.68	0.10	----
32-338	3/4" x 3/4"	2.00	0.97	1.25	0.20	----

We learn something every day, and lots of times it's that what we learned the day before was wrong.

- Bill Vaughan

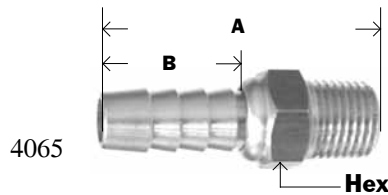
**MALE SWIVEL**



Part #	Hose I.D. x Male NPTF	A	B	Hex	Approx. Wt. Lbs.	
32-765	1/4" x 1/4"	1.64	0.89	0.56	0.06	----
32-766	3/8" x 3/8"	1.77	1.00	0.68	0.08	----

See page 15 for more male swivels.


**HIGH PRESURE MALE SWIVEL**



Part #	Hose I.D. x Male NPTF	A	B	Hex	Approx. Wt. Lbs.	
32-781	3/8" x 1/4"	1.83	0.87	0.62	0.07	----

**HOSE ID x MALE BALL SWIVEL**

**300 PSI. Max. Working Pressure**




Part #	Hose I.D. x Male ball swivel	A	B	Hex	Approx. Wt. Lbs.	
28-415	1/4" x 1/4"	1.30	0.94	0.81	0.14	----
28-417	3/8" x 1/4"	1.30	1.00	0.81	0.14	----

Many more sizes available.

**1/4" MALE THREAD ID x OD**

**Reusable Hose Couplings**

183




Part #	Size 1/4" Male Thread ID x OD	Length	Hex 1	Hex 2	Approx. Wt. Lbs.	
32-725	3/8" x 3/4"(23/32)	1.97	0.87	0.56	0.14	----
32-726	1/4" x 5/8"	1.86	0.81	0.56	0.13	----
32-727	1/4" x 1/2"	1.86	0.69	0.56	0.11	----
32-728	1/4" x 9/16"	1.86	0.75	0.56	0.12	----
32-741	5/16" x 5/8"	1.97	0.81	0.56	0.13	----
32-742	3/8" x 5/8"	1.97	0.81	0.56	0.14	----

Many more sizes and shapes available...just ask!

Dimension data can change without notice.  
Please call us when dimensions are critical.

**STEM ONLY - WELDING HOSE CONNECTOR**

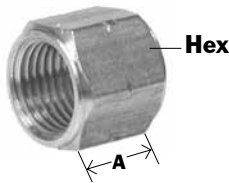


201RWA  
WRS  
WLS

Part #	Hose I.D.	A	Approx. Wt. Lbs.	
30-410	3/16"	1.43	0.02	----
30-411	1/4"	1.43	0.02	----
30-412	5/16"	1.43	0.03	----
30-413	3/8"	1.43	0.04	----

Assemble with nuts below.

**RIGHT HAND 9/16 - 18 FOR OXYGEN LINE - WELDING HOSE CONNECTOR**




201RWA  
WRS  
KF-PE  
152

Part #	Size	A	Hex	Approx. Wt. Lbs.	
30-420	R.H. Nut only	0.63	0.68	0.04	----

Assemble with stem above.

**LEFT HAND 9/16 - 18 FOR ACETYLENE LINE - WELDING HOSE CONNECTOR**




209LWA  
WLS  
154  
KF-RE

Part #	Size	A	Hex	Approx. Wt. Lbs.	
30-421	L.H. Nut only	0.63	0.68	0.04	----

Assemble with stem above.


**RIGHT HAND 9/16 - 18 #122RWA - WELDING HOSE CONNECTOR**



156

Part #	Size	A	Hex	Approx. Wt. Lbs.	
30-401	1/4"-18	1.30	0.62	0.06	----

**LEFT HAND 9/16 - 18 #122LWA - WELDING HOSE CONNECTOR**



158

Part #	Size	A	Hex	Approx. Wt. Lbs.	
30-406	1/4"-18	1.30	0.62	0.06	----

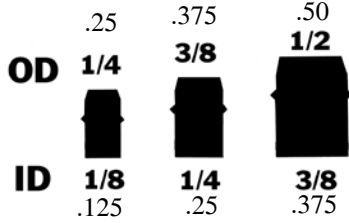
Only the mediocre are always at their best.

- Jean Giraudoux

**HOSE BARB**

**BRASS BARBS FOR POLYETHYLENE TUBING**

- Quick connecting fittings that do not require tube preparations for hand assembly. Inexpensive with excellent resistance to vibration.
- All sizes are tube O.D. (I.D.)



**UNION**



1062  
962

TUBE O.D. (TUBE I.D.) X TUBE O.D. (TUBE I.D.)

Part #	Size	
21-003	1/4(1/8) x 1/4(1/8)	----
21-007	3/8(1/4) x 1/4(1/8)	----
21-009	3/8(1/4) x 3/8(1/4)	----

**MALE ADAPTER**



1068  
968  
688

TUBE O.D. (TUBE I.D.) X MALE PIPE

Part #	Size	
21-021	1/4(1/8) x 1/16	----
21-025	1/4(1/8) x 1/4	----
21-027 <sup>+</sup>	3/8(1/4) x 1/8	----

**FEMALE ADAPTER**



1066  
966  
26  
668

TUBE O.D. (TUBE I.D.) X FEMALE PIPE

Part #	Size	
21-043	1/4(1/8) x 1/8	----
21-047	3/8(1/4) x 1/4	----

**BULKHEAD UNION**



1074

TUBE O.D. (TUBE I.D.)

Part #	Size	
21-083	3/8(1/4)	----

*More sizes and styles available  
...just ask!*

**BRASS FITTINGS**

**UNION ELBOW**



1065  
965

TUBE O.D (I.D.)

Part #	Size	
21-095	1/4(1/8)	----
21-097	3/8(1/4)	----
21-099	1/2(3/8)	----

**MALE 90° ELBOW**



1069  
969  
229

TUBE O.D. (I.D.) X MALE PIPE

Part #	Size	
21-111	1/4(1/8) x 1/16	----
21-113	1/4(1/8) x 1/8	----
21-115	1/4(1/8) x 1/4	----
21-117	3/8(1/4) x 1/8	----
21-119	3/8(1/4) x 1/4	----
21-121	1/2(3/8) x 3/8	----

**FEMALE 90° ELBOW**



1070  
970  
230

TUBE O.D. (I.D.) X FEMALE PIPE

Part #	Size	
21-133	1/4(1/8) x 1/8	----

**UNION TEE**




1064  
964  
224

O.D. (I.D.) X O.D. (I.D.) X O.D. (I.D.)

Part #	Size	
21-151	1/4(1/8)	----
21-153	3/8(1/4)X 3/8(1/4)X1/4(1/8)	----
21-155	3/8(1/4)	----
21-159	1/2(3/8)X1/2(3/8)X3/8(1/4)	----
21-161	1/2(3/8)	----


**MALE BRANCH TEE**



O.D. (I.D.) X O.D. (I.D.) X MALE PIPE

Part #	Size	
21-193	1/4(1/8) x 1/4(1/8) x 1/8	----
21-195	3/8(1/4) x 3/8(1/4) x 1/8	----
21-197	3/8(1/4) x 3/8(1/4) x 1/4	----

**FEMALE BRANCH TEE**

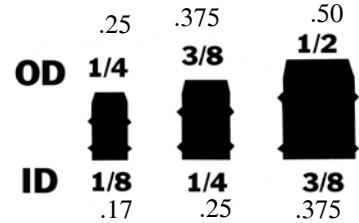


O.D. (I.D.) X O.D. (I.D.) X FEMALE PIPE

Part #	Size	
21-207	1/4(1/8) x 1/4(1/8) x 1/8	----

**TWO BARB FITTINGS**

More Sizes Available - Please Ask!



**MALE ADAPTER PIPE**



TUBE O.D. (I.D.) X MALE PIPE

Part #	Size	
32-150	1/4(1/8) x 1/8	----
32-151	1/4(1/8) x 1/4	----
32-153	3/8(1/4) x 1/4	----

**UNION TEE**



Part #	Tube O.D. (I.D.)	
32-159	1/4(1/8 ID)	----
32-160	3/8(1/4 ID)	----

**90° ELBOW**



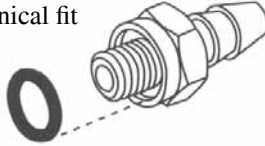
Part #	Tube O.D. (I.D.)	
32-170	1/4(1/8 ID)	----
32-171	3/8(1/4 ID)	----

# BRASS FITTINGS

# MINIATURE FITTINGS

## FEATURES: O-RING FITTINGS

- Reliability of a metal-to-metal mechanical fit
- Captured O-Ring for superior seal
- Precision machined barb design
- Electroless Nickel Plated Brass



This O-Ring fitting was designed with the superior static sealing qualities of an O-ring plus the reliability of a metal-to-metal mechanical fit.

When properly installed the skirt around the O-ring allows the fitting to mechanically seat on the rim of the female thread and hold the fitting tight. The high quality Buna-N O-ring is captured inside the skirt of the fitting, concealing

it from view and providing a clean looking connection. The result is superior sealing power - the Buna-N O-ring is not pinched but rather compressed within the fitting skirt which ensures a leakproof fit even when mated with a less than perfect sealing surface. When torqued down the mechanical fit keeps the fittings tight and retains its position even under constant vibration. Our captured O-ring design also eases installation, there is no need to replace or reposition the seal - we have eliminated the need for replacement gaskets or washers.

BRASS

## STRAIGHT CONNECTORS

Sizes are for Polyurethane Tubing w/ these additional inclusions.

Note	Exception
<b>A</b>	7/64 ID Nylon Tubing
<b>B</b>	9/64 ID Nylon Tubing
<b>C</b>	.170 ID Polyethylene



Part #	Thread x Hose ID	
99-250	10-32 x 1/16	----
99-251	10-32 x 1/16 w/ 1/4 Hex	----
99-252	10-32 x 1/16	----
99-253	10-32 x 5/64	----
99-254	10-32 x 5/64 w/ <b>A</b>	----
99-255	10-32 x 1/8 <b>A</b>	----
99-256	10-32 x .160 <b>B</b>	----
99-257	10-32 x .160 <b>C</b> w/ 1/4 Hex	----

## RUN TEES



Part #	Thread x Hose ID	
99-258	10-32 x 1/16	----
99-259	10-32 x 5/64	----
99-260	10-32 x 1/8 <b>A</b>	----

## BRANCH TEES



Part #	Thread x Hose ID	
99-261	10-32 x 1/16	----
99-262	10-32 x 5/64 <b>A</b>	----
99-263	10-32 x 1/8 <b>B</b>	----

## CROSSES

Note	Exception
<b>A</b>	7/64 ID Nylon Tubing
<b>B</b>	9/64 ID Nylon Tubing
<b>C</b>	.170 ID Polyethylene



Part #	Thread x Hose ID	
99-264	10-32 x 1/16	----
99-265	10-32 x 5/64	----
99-266	10-32 x 1/8 <b>A</b>	----

## ELBOWS



Part #	Thread x Hose ID	
99-267	10-32 x 1/16	----
99-268	10-32 x 5/64	----
99-269	10-32 x 1/8 <b>A</b>	----

## UNIONS



Part #	Hose ID x Hose ID	
99-270	1/16 x 1/16	----
99-271	.160 x 1/16 <b>C</b>	----
99-272	.160 x .160 <b>C</b>	----

More miniature fittings available, just ask!

## UNION ELBOWS

Note	Exception
<b>A</b>	7/64 ID Nylon Tubing
<b>B</b>	9/64 ID Nylon Tubing
<b>C</b>	.170 ID Polyethylene



Part #	Hose ID	
99-273	.160 x .160 <b>C</b>	----

## UNION CROSSES



Part #	Hose ID	
99-274	.160 <b>C</b>	----

## BARBED TEES



Part #	Hose ID	
99-275	5/64	----
99-277	1/16 <b>A</b>	----
99-278	.160 x .160 x .160 <b>C</b>	----

- All sizes are for polyurethane tubing with additions noted.

Laughing at our mistakes can lengthen our own life. Laughing at someone else's can shorten it.

- Cullen Hightower

**STAINLESS STEEL HOSE BARBS**



• Cast

**304 STAINLESS STEEL HOSE NIPPLES**

Part #	Hose I.D. x Male Pipe	
73-951	1/4"	----
73-952	3/8"	----
73-953	1/2"	----
73-954	3/4"	----
73-955	1"	----
73-956	1-1/4"	----
73-957	1-1/2"	----
73-958	2"	----
73-959	2-1/2"	----
73-960	3"	----

**304 STAINLESS STEEL REDUCING HOSE NIPPLES**

Part #	Hose I.D. x Male Pipe	
73-970	1/4" X 1/8"	----
73-971	3/8" X 1/4"	----
73-972	1/2" X 3/8"	----
73-973	1/2" X 1/4"	----
73-974	3/4" X 1/2"	----
73-975	1" X 3/4"	----
73-976	1" X 1/2"	----
73-977	1-1/4" X 1"	----
73-979	1-1/2" X 1-1/4"	----
73-980	1-1/2" X 1"	----
73-981	2" X 1-1/2"	----
73-982	2" X 1-1/4"	----

**316 STAINLESS STEEL HOSE NIPPLES**


Part #	Hose I.D. x Male Pipe	
973-951	1/4"	----
973-952	3/8"	----
973-953	1/2"	----
973-954	3/4"	----
973-955	1"	----
973-956	1-1/4"	----
973-957	1-1/2"	----
973-958	2"	----
973-959	2-1/2"	----
973-990	3"	----
973-991	4"	----

Dimension data can change without notice. Please call us when dimensions are critical.



**316 STAINLESS STEEL MACHINED RIGID MALE ADAPTER**

Part #	Hose I.D. x NPT	
32-001SS	1/8" x 1/8"	----
32-002SS	3/16" x 1/8"	----
32-003SS	3/16" x 1/4"	----
32-004SS	1/4" x 1/8"	----
32-005SS	1/4" x 1/4"	----
32-006SS	1/4" x 3/8"	----
32-008SS	5/16" x 1/8"	----
32-009SS	5/16" x 1/4"	----
32-010SS	5/16" x 3/8"	----
32-011SS	3/8" x 1/8"	----
32-012SS	3/8" x 1/4"	----
32-013SS	3/8" x 3/8"	----
32-014SS	3/8" x 1/2"	----
32-015SS	1/2" x 1/4"	----
32-016SS	1/2" x 3/8"	----
32-017SS	1/2" x 1/2"	----
32-018SS	1/2" x 3/4"	----
32-019SS	5/8" x 3/8"	----
32-020SS	5/8" x 1/4"	----
32-021SS	5/8" x 3/4"	----
32-022SS	3/4" x 1/2"	----
32-023SS	3/4" x 3/4"	----
32-024SS	1" x 3/4"	----

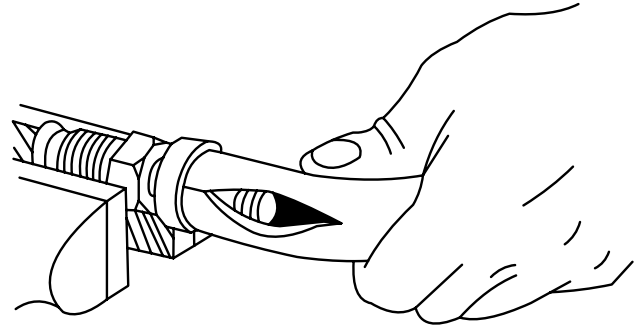
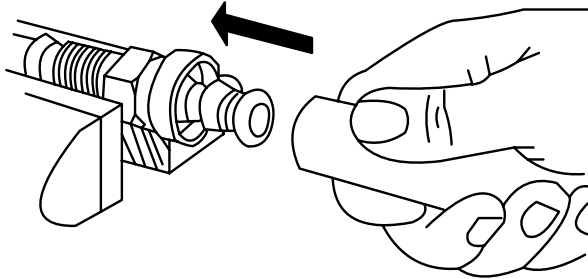


**316 STAINLESS STEEL SPLICER**

Part #	Hose I.D. x Hose I.D.	A	B	
32-093SS	1/4"	2.03	0.97	----
32-095SS	3/8"	2.06	0.97	----
32-096SS	1/2"	2.06	0.97	----
32-098SS	3/4"	2.50	1.19	----

• NOTE: See Stainless Steel Hose Barbs for beverage on pg. 301

# Push On Barb Fittings



**Typical Application:** Low Pressure Air, Fuel, Lube, and Oil Lines

**Material:** CA360 Brass

**Advantages:** Easy assembly. No clamps needed!!

• **Assembly Instructions**

1- Lubricate insert.

2- Hold hose at angle as shown & push on and up over first barb.

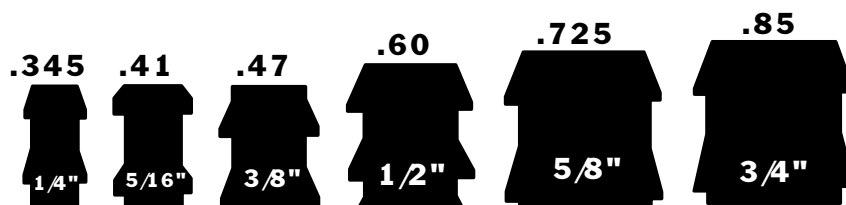
3- Continue to push straight on until hose is seated under protective plastic cap. Keep hands back from hose end area so that hose can expand.

• **Disassembling Instructions**


1- Split hose as shown above. Do not cut completely through hose. Sealing edge of barb could be damaged.

2- Bend hose and remove with a quick pull.

## Actual Profile of Push On Barbs



**MALE ADAPTER**




- 301
- P990A
- HLM
- 100B-1
- KA-MB
- 272
- 29PO
- 725
- 625

Part #	Hose I.D. x Male NPTF	A	B	Hex	Approx. Wt. Lbs.	
30-200	1/4" x 1/8"	1.43	0.87	0.50	0.04	----
30-201	1/4" x 1/4"	1.66	0.87	0.56	0.06	----
30-211	1/4" x 3/8"	1.66	0.87	0.68	0.06	----
30-212	5/16" x 1/8"	1.42	0.77	0.43	0.04	----
30-213	5/16" x 1/4"	1.66	0.87	0.56	0.06	----
30-202	3/8" x 1/8"	1.53	0.97	0.50	0.04	----
30-203	3/8" x 1/4"	1.69	0.89	0.56	0.07	----
30-204	3/8" x 3/8"	1.76	0.97	0.68	0.08	----
30-205	3/8" x 1/2"	1.97	0.97	0.87	0.10	----
30-392	3/8" x 3/4"	1.97	0.92	1.06	0.16	----
30-216	1/2" x 1/4"	1.76	0.97	0.68	0.08	----
30-206	1/2" x 3/8"	1.76	0.97	0.68	0.09	----
30-207	1/2" x 1/2"	1.97	0.97	0.87	0.14	----
30-217	1/2" x 3/4"	1.97	0.97	1.06	0.16	----
30-219	5/8" x 3/8"	2.34	1.50	0.75	0.12	----
30-209	5/8" x 1/2"	2.45	1.45	0.87	0.16	----
30-214	5/8" x 3/4"	2.45	1.45	1.06	0.18	----
30-215	3/4" x 1/2"	2.45	1.45	0.87	0.21	----
30-210	3/4" x 3/4"	2.45	1.45	1.06	0.20	----
30-238	1" x 3/4"	2.93	1.50	1.25	0.43	----
30-239	1" x 1"	3.11	1.50	1.37	0.49	----

For STAINLESS PUSH ON FITTINGS see pg. 33

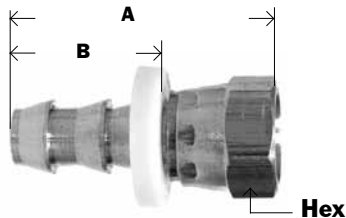
**MALE SWIVEL**



- HMS
- 285

Part #	Hose I.D. x Male NPTF	A	B	Hex	Approx. Wt. Lbs.	
30-385 <sup>3.5</sup>	1/4" x 1/4"	2.02	0.87	0.56	0.06	----
30-386 <sup>3.5</sup>	3/8" x 1/4"	2.12	0.97	0.56	0.08	----
30-387 <sup>3.5</sup>	3/8" x 3/8"	2.12	0.97	0.68	0.08	----
30-388 <sup>3.5</sup>	1/2" x 3/8"	2.12	0.97	0.68	0.10	----
30-389 <sup>3.5</sup>	1/2" x 1/2"	2.33	0.97	0.87	0.14	----
30-390 <sup>3.5</sup>	3/4" x 3/4"	2.80	1.45	1.06	0.24	----

**FEMALE SWIVEL**




Part #	Hose I.D. x Gasket Swivel	A	B	Hex	Approx. Wt. Lbs.	
30-359	1/4" x 1/8"	1.39	0.77	0.50	0.03	----
30-358	1/4" x 1/4"	1.47	0.82	0.68	0.06	----
30-360	3/8" x 1/4"	1.61	1.00	0.68	0.06	----
30-361	3/8" x 3/8"	1.77	0.97	0.81	0.08	----
30-362	3/8" x 1/2"	1.80	0.92	0.93	0.09	----
30-365	5/8" x 3/4"	2.40	1.55	1.18	0.28	----
30-363	1/2" x 1/2"	1.88	1.02	0.93	0.11	----
30-366	3/4" x 3/4"	2.36	1.55	1.18	0.32	----

Dimension data can change without notice.  
Please call us when dimensions are critical.



**HOSE SPLICER**




- 696 100B-Y
- 29SPO KA-RM
- 296 MHL
- 729 296

Part #	Hose I.D.	A	Approx. Wt. Lbs.	
30-300	1/4"	1.87	0.04	----
30-305	5/16"	1.80	0.04	----
30-301	3/8"	2.00	0.06	----
30-302	1/2"	2.01	0.08	----
30-303	5/8"	3.03	0.14	----
30-304	3/4"	3.03	0.14	----
30-306	1"			----

For STAINLESS see pg. 33

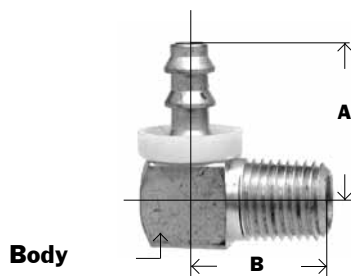
**RIGID FEMALE ADAPTER**



- 29FPO 274
- HLF 726
- 626

Part #	Hose I.D. x Female NPTF	A	B	Hex	Approx. Wt. Lbs.	
30-220	1/4" x 1/8"	1.35	0.87	0.50	0.02	----
30-221	1/4" x 1/4"	1.51	0.87	0.62	0.06	----
30-384	1/4" x 3/8"	1.51	0.77	0.75	0.06	----
30-391	5/16" x 1/8"	1.32	0.77	0.50	0.03	----
30-222	5/16" x 1/4"	1.51	0.87	0.62	0.06	----
30-393	3/8" x 1/8"	1.47	0.92	0.56	0.06	----
30-224	3/8" x 1/4"	1.61	0.97	0.62	0.06	----
30-225	3/8" x 3/8"	1.63	0.97	0.75	0.06	----
30-394	3/8" x 1/2"	1.66	0.92	0.93	0.12	----
30-397	3/8" x 3/4"	1.97	0.97	1.18		----
30-223	1/2" x 1/4"	1.76	1.02	0.68	0.08	----
30-226	1/2" x 3/8"	1.63	0.97	0.75	0.08	----
30-227	1/2" x 1/2"	1.77	0.97	0.93	0.14	----
30-396	1/2" x 3/4"	2.07	1.02	1.18	0.20	----
30-398	5/8" x 3/8"	2.24	1.55	0.75		----
30-229	5/8" x 1/2"	2.24	1.48	0.93	0.11	----
30-399	3/4" x 1/2"					----
30-395	3/4" x 3/4"	2.55	1.50	1.18	0.24	----
30-400	1" x 3/4"	2.55	1.55	1.18		----
30-402	1" x 1"	2.68	1.55	1.43		----


**MALE ELBOW**



- 100-C
- 29EPO

Part #	Hose I.D. x Male NPTF	A	B	Body Width	Approx. Wt. Lbs.	
30-372	1/4" x 1/8"	0.98	0.75	0.50	0.04	----
30-373	1/4" x 1/4"	1.04	0.95	0.56	0.06	----
30-374	5/16" x 1/8"	1.02	0.94	0.50	0.06	----
30-375	5/16" x 1/4"	1.09	0.94	0.56	0.08	----
30-370	3/8" x 1/8"	1.11	0.75	0.50	0.10	----
30-371	3/8" x 1/4"	1.13	0.90	0.56	0.10	----
30-376	3/8" x 3/8"	1.19	0.87	0.70	0.12	----
30-377	3/8" x 1/2"	1.30	1.19	0.87	0.22	----
30-382	1/2" x 3/8"	1.54			0.13	----
30-378	1/2" x 1/2"	1.50	1.19	0.87	0.22	----
30-379	5/8" x 1/2"	1.98	1.19	0.87	0.26	----
30-380	5/8" x 3/4"	2.07	1.28	1.06	0.32	----
30-383	3/4" x 1/2"	2.15			0.25	----
30-381	3/4" x 3/4"	2.07	1.28	1.06	0.34	----


**RIGID TUBE ADAPTER**



294 303  
100B-X 732  
KA-RL 694

Part #	Hose I.D. x O.D Tube	A	B	Approx. Wt. Lbs.	
30-290	1/4" x 3/16"	1.68	0.77	0.04	----
30-291	1/4" x 1/4"	1.88	0.77	0.04	----
30-292	1/4" x 5/16"	1.88	0.77	0.04	----
30-293	5/16" x 5/16"	1.91	0.79	0.04	----
30-294	3/8" x 3/8"	2.03	0.92	0.06	----
30-297	1/2" x 1/2"	2.13	1.02	0.06	----
30-298	5/8" x 5/8"	2.61	1.50	0.10	----
30-299	3/4" x 3/4"	2.61	1.50	0.25	----

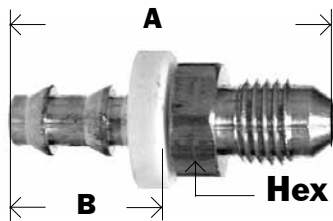
**MALE SAE FLARE ADAPTER**



100B-3 682  
KA-MS 302  
727 282


Part #	Hose I.D. x 45° Male Flare	A	B	Hex	Approx. Wt. Lbs.	
30-240	1/4" x 1/4"	1.45	0.84	0.43	0.04	----
30-241	1/4" x 5/16"	1.59	0.84	0.50	0.04	----
30-249	5/16" x 5/16"	1.60	0.80	0.50	0.06	----
30-271	3/8" x 5/16"	1.64	0.86	0.50	0.08	----
30-243	3/8" x 3/8"	1.83	0.92	0.62	0.08	----
30-245	1/2" x 1/2"	2.04	1.05	0.75	0.10	----
30-246	5/8" x 5/8"	2.73	1.50	0.87	0.19	----
30-247	3/4" x 3/4"	2.98	1.50	1.06	0.32	----

**MALE JIC FLARE ADAPTER**



Part #	Hose I.D. x Male JIC	A	B	Hex	Approx. Wt. Lbs.	
32-900	1/4" x 1/4"	1.57	0.84	0.50	0.04	----
32-901	1/4" x 5/16"	1.60	0.83	0.56	0.04	----
32-906	1/4" x 3/8"	1.63	0.77	0.62	0.05	----
32-902	3/8" x 3/8"	1.78	0.97	0.62	0.06	----
32-903	1/2" x 1/2"	1.97	0.97	0.75	0.10	----
32-907	5/8" x 5/8"	2.62	1.50	0.93	0.19	----
32-905	3/4" x 3/4"	2.79	1.50	1.12	0.29	----

**SAE/JIC DUAL 45°/37° FEMALE SWIVEL**




29FDS  
287  
HDF  
309  
735  
690  
P990-K  
305

Part #	Hose I.D. x Female 45°/37°	A	B	Hex	Approx. Wt. Lbs.	
30-230	1/4" x 1/4"	1.53	0.87	0.56	0.06	----
30-231	1/4" x 5/16"	1.57	0.87	0.62	0.04	----
30-232	5/16" x 5/16"	1.56	0.87	0.62	0.04	----
30-233	3/8" x 1/2"	1.79	0.97	0.87	0.10	----
30-234	1/2" x 1/2"	1.77	0.97	0.87	0.10	----
30-235	1/2" x 5/8"	1.84	0.97	1.00	0.12	----
30-236	5/8" x 1/2"	2.27	1.45	0.87	0.18	----
30-237	5/8" x 5/8"	2.33	1.45	1.00	0.14	----

For STAINLESS see pg. 33 or Beverage section, pg. 301

Dimension data can change without notice.  
Please call us when dimensions are critical.


**45° SAE FLARE FEMALE SWIVEL**



Part #	Hose I.D. x 45° Female Flare	A	B	Hex	Approx. Wt. Lbs.	
30-250	1/4" x 1/4"	1.54	0.87	0.56	0.04	----
30-251	1/4" x 5/16"	1.57	0.87	0.62	0.04	----
30-253	1/4" x 3/8"	1.63	0.87	0.75	0.06	----
30-254	5/16" x 5/16"	1.58	0.87	0.68	0.06	----
30-260	5/16" x 3/8"	1.63	0.87	0.75	0.08	----
30-252	3/8" x 3/8"	1.73	0.97	0.75	0.10	----
30-257	3/8" x 1/2"	1.85	0.87	0.87	0.10	----
30-261	1/2" x 3/8"	1.92	1.05	0.75	0.10	----
30-255	1/2" x 1/2"	1.77	0.97	0.87	0.12	----
30-258	5/8" x 5/8"	2.35	1.45	1.00	0.14	----
30-259	3/4" x 3/4"	2.42	1.45	1.25	0.22	----

728 100S-4  
 P990-H KA-MB  
 29AEPO HSF  
 307 684  
 284

**FEMALE 37° JIC FLARE SWIVEL**




Part #	Hose I.D. x Female JIC	A	B	Hex	Approx. Wt. Lbs.	
30-265	1/4" x 1/4"	1.54	0.87	0.56	0.04	----
30-264	1/4" x 3/8"	1.60	0.87	0.68	0.06	----
30-270	5/16" x 3/8"	1.60	0.82	0.68	0.06	----
30-266	3/8" x 3/8"	1.70	0.97	0.68	0.08	----
30-267	1/2" x 1/2"	1.78	0.97	0.87	0.10	----
30-268	5/8" x 5/8"	2.33	1.45	1.00	0.14	----
30-269	3/4" x 3/4"	2.40	1.45	1.25	0.22	----

29J1CPO 288  
 HJF 100B-6  
 688 308  
 738 P990-F

For STAINLESS see pg. 33

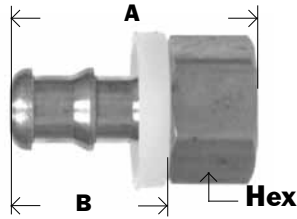
**INVERTED FLARE MALE SWIVEL**



Part #	Hose I.D. x Male INV Flare	A	B	Hex	Approx. Wt. Lbs.	
30-275	1/4" x 3/16"	1.52	0.87	0.37	0.04	----
30-276	1/4" x 1/4"	1.56	0.87	0.43	0.04	----
30-277	1/4" x 5/16"	1.62	0.87	0.50	0.04	----
30-278	5/16" x 1/4"	1.56	0.87	0.43	0.06	----
30-280	5/16" x 5/16"	1.62	0.87	0.50	0.06	----
30-283	5/16" x 3/8"	1.63	0.87	0.62	0.06	----
30-284	3/8" x 5/16"	1.72	0.97	0.50	0.06	----
30-279	3/8" x 3/8"	1.76	0.97	0.62	0.06	----
30-281	1/2" x 3/8"	1.86	1.06	0.62	0.08	----
30-282	1/2" x 1/2"	1.84	0.97	0.75	0.10	----
30-286	5/8" x 5/8"	2.50	1.57	0.87	0.14	----

290  
 100B-B  
 KA-MF  
 1MS


**INVERTED FLARE FEMALE ADAPTER**



306 P990-J  
 100B-A 736  
 KA-NG 692  
 292

Part #	Hose I.D. x Female INV Flare	A	B	Hex	Approx. Wt. Lbs.	
30-310	1/4" x 3/16"	1.12	0.84	0.50	0.02	----
30-311	1/4" x 1/4"	1.14	0.84	0.56	0.02	----
30-312	1/4" x 5/16"	1.18	0.84	0.62	0.02	----
30-316	5/16" x 5/16"	1.25	0.81	0.62	0.04	----
30-313	3/8" x 5/16"	1.32	0.87	0.62	0.04	----
30-314	3/8" x 3/8"	1.35	0.95	0.75	0.06	----
30-315	1/2" x 1/2"	1.73	1.04	0.87	0.12	----

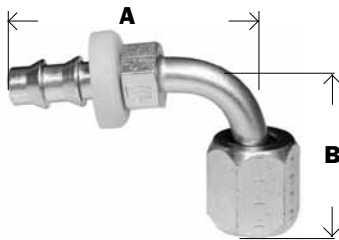
**FEMALE BALLSEAT SWIVEL**



628 731  
 278 NPSM  
 29SPO

Part #	Hose I.D. x Female NPSM	A	B	Hex	Approx. Wt. Lbs.	
30-340	1/4" X 1/8"	1.39	0.85	0.50	0.06	----
30-341	1/4" X 1/4"	1.47	0.80	0.68	0.06	----
30-342	1/4" x 3/8"	1.40	0.77	0.68	0.09	----
30-343	3/8" X 1/4"	1.61	0.97	0.68	0.08	----
30-344	3/8" X 3/8"	1.75	0.95	0.81	0.10	----
30-346	1/2" X 1/2"	1.88	1.09	0.93	0.12	----
30-345	1/2" x 3/4"	2.36	1.02	1.18	0.18	----
30-349	3/4" X 3/4"	2.36	1.55	1.18	0.22	----

**SAE/ JIC 37° / 45° FEMALE SWIVEL 90° ZINC PLATED STEEL**




Part #	Hose I.D. x Female 37°/45°	A	B	Approx. Wt. Lbs.	
30-480	1/4"	1.55	0.83	.064	----
30-482	3/8"	1.85	0.91	.095	----
30-483*	3/8"	1.98	0.85	.095	----
30-484	1/2"	2.33	1.09	.171	----
30-486	3/4"	3.26	1.81	.281	----

\* SAE

Watch your thoughts; they become words.  
 Watch your words; they become actions.  
 Watch your actions; they become habits.  
 Watch your habits; they become character.  
 Watch your character; it becomes your destiny.


- Lao Tze

**STAINLESS STEEL MALE ADAPTERS**




Part #	Hose I.D. x NPT	A	B	Hex	Approx. Wt. Lbs.	
30-200SS	1/8" x 1/8"	1.42	0.77	0.44	0.027	----
30-201SS	1/4" x 1/4"	1.61	0.77	0.56	0.043	----
30-203SS	3/8" x 1/4"	1.76	0.92	0.56	0.053	----
30-204SS	3/8" x 3/8"	1.76	0.92	0.69	0.067	----
30-206SS	1/2" x 3/8"	1.86	1.02	0.69	0.071	----
30-207SS	1/2" x 1/2"	2.07	1.02	0.88	0.119	----
30-215SS	3/4" x 1/2"	2.55	1.50	0.88	0.20	----
30-210SS	3/4" x 3/4"	2.55	1.50	1.06	0.194	----

**STAINLESS STEEL SAE/ JIC 45°/ 37° FEMALE SWIVEL**




Part #	Hose I.D. x Female 45°/37°	A	B	Hex	Approx. Wt. Lbs.	
30-230SS	1/4" x 1/4"	2.03	0.97	0.56	0.023	----
30-234SS	1/2" x 1/2"	2.06	0.97	0.88	0.04	----

**STAINLESS STEEL FEMALE 37° JIC FLARE SWIVEL**



Part #	Hose I.D. x Female 37°	A	B	Hex	Approx. Wt. Lbs.	
30-266SS	3/8"	1.75	.92	1.06	0.065	----
30-269SS	3/4"	2.53	1.50	1.25	0.259	----

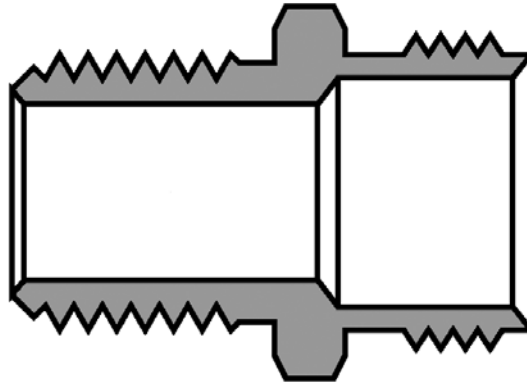
**STAINLESS STEEL HOSE SPLICER**



Part #	Hose I.D. x Tube O.D.	A	Approx. Wt. Lbs.	
30-300SS	1/4"	1.73	0.025	----
30-301SS	3/8"	2.05	0.051	----
30-302SS	1/2"	2.25	0.073	----

• NOTE: See Stainless Steel beverage fittings on pg. 301

# Garden Hose Fittings



Dimension data can change without notice.  
Please call us when dimensions are critical.



See page 250 for  
Plastic Garden Hose Fittings

### •Temperature and Working Pressure Ranges

From +35°F to +100°F at 75 PSI maximum or the recommended working pressure of the garden hose. (Not to exceed 150 PSI.)

**Note:** All female connector ends should have a rubber washer inserted prior to usage.

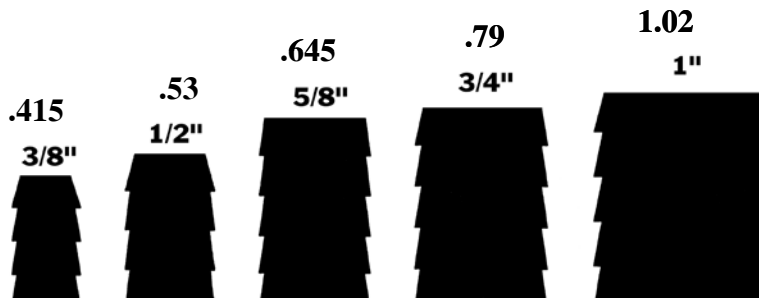
**FGH** = Female Garden Hose threads  
**MGH** = Male Garden Hose threads



### Male Garden Hose Profile


Male garden hose threads are all 3/4" with an outside diameter of 1.0625 and 11-1/2" threads per inch.

### Actual Profile of Garden Hose Barbs



**SWIVEL - MGH X FGH**

•WASHER INCLUDED

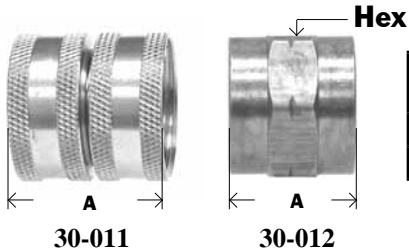


Part #	MGH X FGH	A	Hex	Approx. Wt. Lbs.	
30-000	3/4" x 3/4"	1.03	0.50*	0.26	----

\* Internal Hex

**SWIVEL - FGH X FGH**

•WASHER INCLUDED



Part #	FGH X FGH	A	Hex	Approx. Wt. Lbs.	
30-011	3/4" x 3/4"	1.03	1.18 O.D.	0.24	----
30-012	No Swivel	1.08	1.19	0.24	----

HUS      GSU  
 91      101GHSV    506  
 203W    22AS      FS66

**SWIVEL - FGH X FEMALE PIPE**

•WASHER INCLUDED



Part #	FGH x Female NPTF	A	Hex	Approx. Wt. Lbs.	
30-001	3/4" x 1/2"	1.05	0.87	0.11	----
30-006	3/4" x 3/4"	1.11	1.12	0.11	----

HSU11    5AS  
 91Z      21517  
 197S     502  
 98GHSV   F565

**RIGID - FGH X FEMALE PIPE**

•WASHER INCLUDED



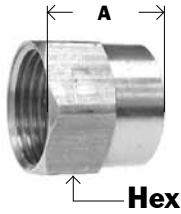
Part #	FGH x Female NPTF	A	Hex	Approx. Wt. Lbs.	
30-016	3/4" x 1/8"	1.02	1.18	0.08	----
30-017	3/4" x 1/4"	0.65	1.12	0.07	----
30-018	3/4" x 3/8"	1.19	1.18	0.11	----

95GH  
 501

I have never met a man so ignorant that I couldn't learn something from him.

- Galileo Galilei

**RIGID - FGH X FEMALE PIPE**




FS67  
198  
HU11  
21507  
502  
99GH  
5A  
H15PP

Part #	FGH x Female NPTF	A	Hex	Approx. Wt. Lbs.	
30-078	3/4" x 1/2"	1.06	1.18	0.10	----
30-083	3/4" x 3/4"	1.06	1.18	0.12	----

**SWIVEL - FGH X MALE PIPE**

•WASHER INCLUDED




504  
89GH  
W1  
62H4  
88GH  
W1

Part #	FGH x Male NPTF	A	Hex	Approx. Wt. Lbs.	
30-047	3/4" x 1/4"	2.04	0.75	0.13	----
30-048	3/4" x 3/8"	2.06	0.75	0.14	----
30-049	3/4" x 1/2"	2.06	0.87	0.18	----

**SWIVEL - FGH X MALE PIPE**

•WASHER INCLUDED



Part #	FGH x Male NPTF	A	Hex	Approx. Wt. Lbs.	
30-183	3/4" x 1/2"	1.32	0.81	0.11	----

**RIGID - FGH X MALE PIPE**




21505  
503  
83GH  
20A  
HU21  
199  
H7

Part #	FGH x Male NPTF	A	Hex	Approx. Wt. Lbs.	
30-088	3/4" x 1/2"(1/2"SWT)**	1.06	1.18	0.09	----
30-093	3/4" x 3/4"	1.06	1.18	0.11	----
30-094	3/4" x 3/4"(1/2" FIP)	1.17	1.18	0.11	----
30-093L*	3/4" x 3/4"	1.22	1.18	0.14	----

\* Long pattern  
\*\* 1/2 Swt = 5/8 O.D.

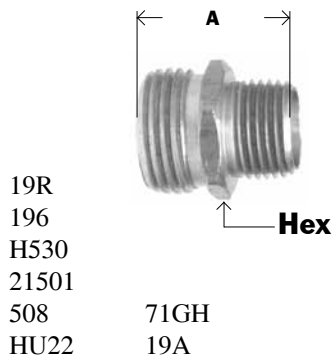


**RIGID - MGH X FEMALE PIPE**



Part #	MGH X Female NPTF	A	Hex	Approx. Wt. Lbs.	
30-066	3/4" x 1/4"	1.10	1.06	0.09	----
30-067	3/4" x 3/8"	1.09	1.06	0.12	----
30-068	3/4" x 1/2"	0.81	1.06	0.10	----
30-073	3/4" x 3/4"	1.12	1.18	0.10	----

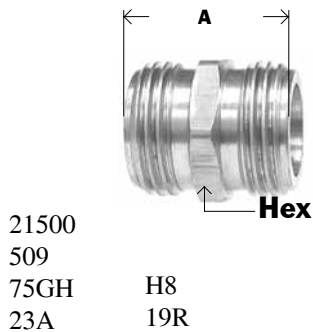
**RIGID - MGH X MALE PIPE**



Part #	MGH X Male NPTF	A	Hex	Approx. Wt. Lbs.	
30-053	3/4" x 3/8"	1.25	1.06	0.10	----
30-058*	3/4" x 1/2"	1.31	1.06	0.12	----
30-063**	3/4" x 3/4" x 1/2"	1.31	1.06	0.13	----
30-063BE****	3/4" x 3/4"	1.31	1.06	0.15	----
30-063L	Long Pattern	1.43	1.06	0.12	----
30-063S	3/4" x 3/4" Short	1.10	1.06	0.10	----

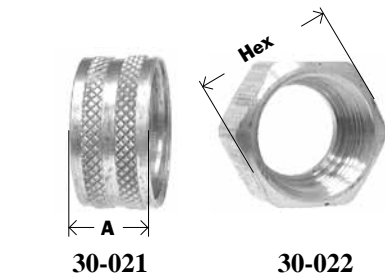
No Tap  
 \* (1/2 Swt = 5/8 O.D.)  
 \*\* (Tapped 1/2 FIP)  
 \*\*\*\* (Tapped 1/2 FIP Both ends)

**RIGID - MGH X MGH**



Part #	MGH X MGH	A	Hex	Approx. Wt. Lbs.	
30-098	3/4" x 3/4" (1/2" FIP)	1.22	1.06	0.13	----


**GARDEN HOSE NUT**



Part #	Size	A	Hex	Approx. Wt. Lbs.	
30-021	Knurled	0.61	1.37 O.D.	0.08	----
30-022	Hex Nut	0.51	1.12	0.08	----

Dimension data can change without notice.  
 Please call us when dimensions are critical.

**GARDEN HOSE WASHERS**




Part #	Size	A	B	Thickness	Approx. Wt. Lbs.	
30-149	recessed washer	1.02	0.49	0.18	0.01	----
30-150	black*	0.98	0.68	0.13	0.01	----
30-150R	red	1.00	0.68	0.13	0.01	----

\* plasticized rubber

GHW  
901GH


**GARDEN HOSE FILTER WASHER**



Part #	Size	A	B	Approx. Wt. Lbs.	
30-180	30 Mesh	0.52	1.00	0.02	----
30-180F	60 Mesh	0.52	1.00	0.02	----

LA662

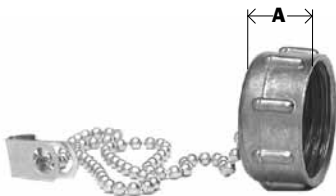
**GARDEN HOSE CAP - Die Cast Brass**



Part #	Size	A	Approx. Wt. Lbs.	
30-103	3/4" Die Cast	0.58	0.04	----

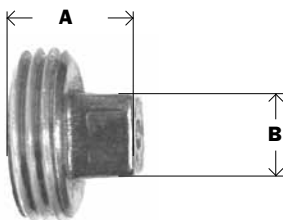
513  
96GH  
GHN5  
HC1      21518  
LA215    200-W

**GARDEN HOSE CAP WITH CHAIN**



Part #	Size	A	Approx. Wt. Lbs.	
30-142	3/4" w/ 8" Chain	0.58	0.06	----

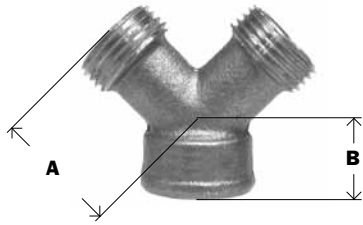
**GARDEN HOSE PLUG**



Part #	Size	A	B	Approx. Wt. Lbs.	
30-026	3/4"	0.69	0.61	0.12	----

**CAST BRASS HOSE - "Y" CONNECTOR**

•WASHER INCLUDED




Part #	Size	A	B	Approx. Wt. Lbs.	
30-140	3/4"	1.40	0.67	0.22	----

• See more Garden Hose "Y"'s on page 43

21A

**QUICK DISCONNECT GARDEN HOSE COUPLERS**

•WASHER INCLUDED




Part #	Size	A	Approx. Wt. Lbs.	
30-450	Complete	----	0.24	----
30-451	Female end	1.14	0.12	----
30-452	Male end	1.26	0.12	----

LA73C

**MALE FLARE X FEMALE HOSE RIGID**

190  
46WH  
HFU21




Part #	Male Flare x Female Hose	A	Hex	Approx. Wt. Lbs.	
30-123	3/8" x 3/4"	1.31	1.18	0.10	----
30-128	1/2" x 3/4"	1.38	1.18	0.12	----
30-133	5/8" x 3/4"	1.53	1.18	0.14	----

**MALE FLARE x FEMALE HOSE SWIVEL**

•WASHER INCLUDED

50GHSV  
51GHSV 68H  
W1 191




Part #	Male Flare x Female Hose	A	Hex	Approx. Wt. Lbs.	
30-052	1/4" x 3/4"	1.24	0.75	0.10	----
30-138	3/8" x 3/4"	1.25	0.25*	0.12	----
30-139	1/2" x 3/4"	1.49	0.81	0.14	----

\* Internal Hex

**COMPRESSION X FGH**

•WASHER INCLUDED



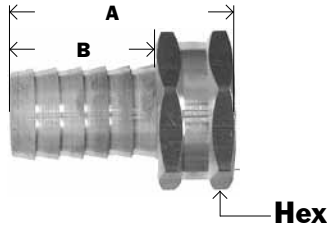
Part #	Compression x FGH	A	Hex 1	Hex 2	Approx. Wt. Lbs.	
30-050	1/4" x 3/4"	1.02	0.50	0.75	0.09	----
30-051	3/8" x 3/4"	1.04	0.62	0.75	0.12	----

**BARSTOCK BRASS GARDEN HOSE COUPLINGS**

**BRASS**

**FEMALE SWIVEL ONLY**

•WASHER INCLUDED



**BRASS**

Part #	Hose Barb x FGH	A	B	Hex	Approx. Wt. Lbs.	
30-031	3/8" x 3/4"	1.82	1.19	1.18	0.11	----
30-032	1/2" x 3/4"	1.82	1.19	1.18	0.12	----
30-033	5/8" x 3/4"	1.82	1.19	1.18	0.13	----
30-034	3/4" x 3/4"	1.82	1.19	1.18	0.15	----
30-035	1" x 1"	2.28	1.47	1.50	0.18	----


22RF KF-RY  
591 HU126  
GHF 195



**STAINLESS STEEL 316**

30-032SS	1/2" x 3/4"	1.82	1.19	1.18	0.12	----
30-033SS	5/8" x 3/4"	1.82	1.19	1.18	0.13	----
30-034SS	3/4" x 3/4"	1.82	1.19	1.18	0.15	----

**MALE END ONLY**



**BRASS**

Part #	Hose Barb x MGH	A	B	Hex	Approx. Wt. Lbs.	
30-039	3/8" x 3/4"	1.88	1.19	1.06	0.12	----
30-040	1/2" x 3/4"	1.88	1.19	1.06	0.12	----
30-041	5/8" x 3/4"	1.88	1.19	1.06	0.12	----
30-042	3/4" x 3/4"	1.88	1.19	1.06	0.13	----
30-043	1" x 1"	2.34	1.47	1.37	0.26	----

22RM  
590 201GH  
GHM 193  
KF-PY HU125



**STAINLESS STEEL 316**

30-040SS	1/2" x 3/4"	1.88	1.19	1.06	0.12	----
30-041SS	5/8" x 3/4"	1.88	1.19	1.06	0.12	----
30-042SS	3/4" x 3/4"	1.88	1.19	1.06	0.13	----

**GARDEN HOSE COUPLING**

•WASHER INCLUDED



**BRASS**

Part #	Hose Barb	
30-025	3/8"	----
30-027	1/2"	----
30-028	5/8"	----
30-029	3/4"	----
30-030	1"	----

GHS  
92GH 22R  
936H 592  
202GHS

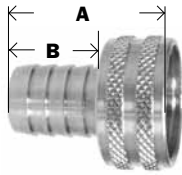


**STAINLESS STEEL 316**

30-027SS	1/2"	----
30-028SS	5/8"	----
30-029SS	3/4"	----

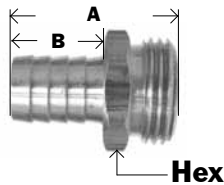
Dimension data can change without notice.  
Please call us when dimensions are critical.

**GARDEN HOSE COUPLING - Short Shank Knurled Nut**



Part #	Hose Barb x FGH	A	B	Approx. Wt. Lbs.	
30-466	1/2" x 3/4"	1.50	0.88	0.08	----
30-467	5/8" x 3/4"	1.50	0.88	0.09	----
30-468	3/4" x 3/4"	1.47	0.88	0.10	----

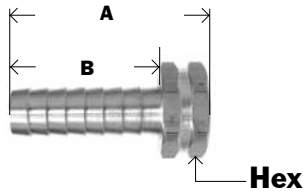
**GARDEN HOSE COUPLING - Short Shank**



Part #	Hose Barb x MGH	A	B	Hex	Approx. Wt. Lbs.	
30-471	1/2" x 3/4"	1.55	0.88	1.06	0.11	----
30-472	5/8" x 3/4"	1.56	0.88	1.06	0.12	----
30-473	3/4" x 3/4"	1.56	0.88	1.06	0.13	----

**ROD BRASS - 2" SHANK**

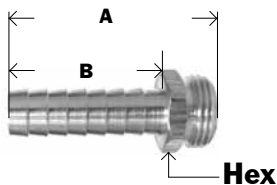
•WASHER INCLUDED



Part #	Hose Barb x FGH	A	B	Hex	Approx. Wt. Lbs.	
30-505	1/2" x 3/4"	2.55	2.04	1.18	0.13	----
30-506	5/8" x 3/4"	2.56	2.04	1.18	0.16	----
30-507	3/4" x 3/4"	2.56	2.04	1.18	0.17	----

GHFL  
594

**ROD BRASS - 2" SHANK**



Part #	Hose Barb x MGH	A	B	Hex	Approx. Wt. Lbs.	
30-510	1/2" x 3/4"	2.72	2.04	1.06	0.16	----
30-511	5/8" x 3/4"	2.72	2.04	1.06	0.17	----
30-512	3/4" x 3/4"	2.72	2.04	1.06	0.20	----

GHML  
593

**My friends tell me I have an intimacy problem. But they don't really know me.**

**- Garry Shandling**

# GARDEN HOSE


# BRASS FITTINGS

## WROUGHT BRASS

BRASS

### WROUGHT BRASS - Female end only


•WASHER INCLUDED



85L

Part #	Hose Barb x FGH	A	B	Approx. Wt. Lbs.	
30-526	5/8" x 3/4"	1.58	0.91	0.05	----
30-527	3/4" x 3/4"	1.50	0.84	0.06	----

### WROUGHT BRASS COUPLINGS - Male end only

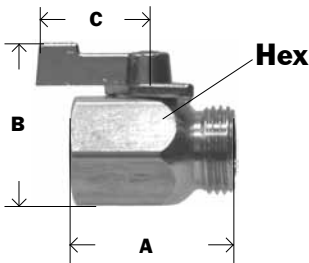


85M

Part #	Hose Barb x MGH	A	B	Approx. Wt. Lbs.	
30-530	1/2" x 3/4"	1.50	0.88	0.02	----
30-531	5/8" x 3/4"	1.50	0.88	0.02	----

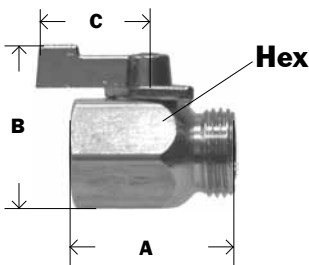
## GARDEN HOSE VALVES

### ONE WAY BRASS BALL VALVE - FGH x MGH




Part #	FGH x MGH	A	B	C	Hex	Approx. Wt. Lbs.	
30-161	3/4" x 3/4"	1.55	1.89	1.31	1.06	0.42	----

### ONE WAY BRASS BALL VALVE - Female x 3/4 MGH Pipe




Part #	Female NPTF x MGH	A	B	C	Hex	Approx. Wt. Lbs.	
30-162	3/4" x 3/4"	1.55	1.89	1.31	1.06	0.42	----

### ZINC ALLOY HOSE SHUT-OFF W/ ONE LEVER



Part #	FGH x MGH	A	Approx. Wt. Lbs.	
30-631	3/4" x 3/4"	1.67	0.08	----


**PLASTIC GARDEN HOSE VALVE • CYCOLAC BODY & BALL**



LA450C

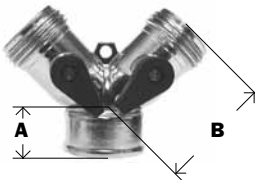
Part #	FGH x MGH	A	Hex	Approx. Wt. Lbs.	
30-163	3/4" x 3/4"	1.75	1.25	0.04	----

**PLASTIC, NON-CORROSIVE, 2-WAY HOSE SHUT-OFF "Y"**



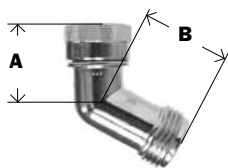
Part #	Size	A	B	Approx. Wt. Lbs.	
30-160	3/4"	0.74	1.87	0.08	----

**"Y" SHAPE ZINC ALLOY CONNECTOR W/ TWO LEVERS**



Part #	Size	A	B	Approx. Wt. Lbs.	
30-626	3/4"	0.60	1.66	0.10	----

**ZINC ALLOY SWIVEL HOSE CONNECTOR**



Part #	Size	A	B	Approx. Wt. Lbs.	
30-629	3/4"	1.31	1.50	0.08	----

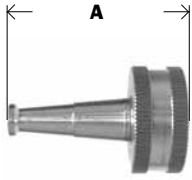
**"Y" SHAPE BRASS CONNECTOR W/ 2-WAY SHUT OFF**



Part #	Size	Description	Approx. Wt. Lbs.	
30-627	3/4"	3/4 Double Y valve, swivel inlet	0.56	----


Dimension data can change without notice. Please call us when dimensions are critical.

**BRASS NOZZLE**




Part #	Size	A	Approx. Wt. Lbs.	
30-637	3/4"	1.87	0.14	----

**3" CROSSED PATTERN BRASS NOZZLE**



Part #	Size	A	Approx. Wt. Lbs.	
30-640	3/4"	2.89	0.25	----

**4" CROSSED PATTERN BRASS NOZZLE**



Part #	Size	A	Approx. Wt. Lbs.	
30-638	3/4"	3.80	0.50	----



Lead Free

Part #	Size	Zinc Alloy spray nozzle with insulated handle soft grip and front thread protector	
30-600	5-1/2"		----



Lead Free

Part #	Size	Zinc Alloy spray nozzle	
30-620	4-1/4"		----



Lead Free

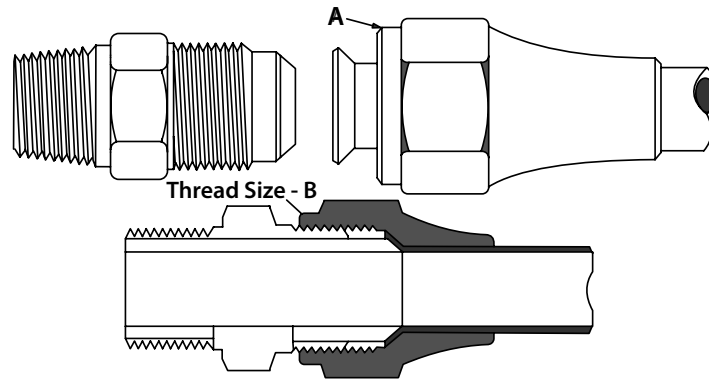
Part #	Size	Zinc Alloy spray nozzle with easily adjustable brass head and plastic grip	
30-609	5-1/4"		----



Part #	Size	Plastic spray nozzle	
30-630	4-1/2"		----



# SAE 45° Flare



<b>Tube O.D.</b>	<b>1/8</b>	<b>3/16</b>	<b>1/4</b>	<b>5/16</b>	<b>3/8</b>	<b>7/16</b>	<b>1/2</b>	<b>5/8</b>	<b>3/4</b>
<b>Thread Size-B</b>	<b>5/16-24</b>	<b>3/8-24</b>	<b>7/16-20</b>	<b>1/2-20</b>	<b>5/8-18</b>	<b>11/16-16</b>	<b>3/4-16</b>	<b>7/8-14</b>	<b>1-1/16-14</b>

**•Typical Application**

LP and natural gas, flammable liquids, instrumentation, refrigeration, power steering, hydraulic and pneumatic systems.

**•Working Pressure Ranges**

Temperature and type of tubing used are important factors. However, the following table is a good guide for proper selection. Temperature 73°F with copper tubing:

<b>PSI</b>	<b>Tube O.D. (in.)</b>	<b>Tube Wall (in.)</b>
<b>2800</b>	<b>1/8</b>	<b>.030</b>
<b>1900</b>	<b>3/16</b>	<b>.030</b>
<b>1400</b>	<b>1/4</b>	<b>.030</b>
<b>1200</b>	<b>5/16</b>	<b>.032</b>
<b>1000</b>	<b>3/8</b>	<b>.032</b>
<b>750</b>	<b>1/2</b>	<b>.032</b>
<b>650</b>	<b>5/8</b>	<b>.035</b>
<b>550</b>	<b>3/4</b>	<b>.035</b>
<b>450</b>	<b>7/8</b>	<b>.035</b>

**•Vibration**

Good resistance - use long nut when greater vibration resistance is required.

**•Temperature Range**

-65°F to +250°F (-53°C to +121°C) range at maximum operating pressures.

**•Material**

CA360 Brass for Barstock fittings.  
CA377 Brass for forged fittings.

**•Used With**

Copper, brass, aluminum and steel hydraulic tubing that can be flared.

**•Tolerance**

+/- .03 on all dimensions. Dimension data can change without notice. Please call us when dimensions are critical.

**•Conformance**

Meets specifications and standards of ASA, ASME, SAE and MS (Military standards).

**Assembly Instructions**

- 1- Cut tubing to desired length. Make sure all burrs are removed and ends are cut square.
- 2- Slide nut on tube. Threaded end "A" of nut must face out.
- 3- Flare end of tube with a 45° flaring tool.
  - a- Measure flare diameter.
  - b- Examine flare for excessive thin out.
- 4- Lubricate threads and assemble to fitting body. Nut should be turned hand tight.
- 5- Tighten assembly with wrench until a solid feeling is encountered. From that point, apply a one-sixth turn.


**Note:** Do not over-torque as it may damage the fitting or split the tubing at the flare.

**Actual O.D. of Flare Fittings**



**SHORT ROD NUT**


**SAE# 010110**



20910  
41FS  
1110  
N1  
41FX  
441S  
L'

Part #	Thread Size UNF	A	Hex	Approx. Wt. Lbs.	
10-013	1/8"	0.50	0.37	0.01	----
10-014	3/16"	0.62	0.43	0.02	----
10-015	1/4"	0.75	0.56	0.03	----
10-015L	1/4"	0.75	0.50	0.03	----
10-016	5/16"	0.88	0.62	0.04	----
10-017L	3/8"	0.88	0.75	0.05	----
10-017	3/8"	1.00	0.75	0.04	----
10-018	7/16"	1.06	0.81	0.06	----
10-019L	1/2"	0.93	0.87	0.06	----
10-019	1/2"	1.12	0.87	0.09	----
10-020L	5/8"	1.08	1.00	0.10	----
10-020	5/8"	1.31	1.06	0.15	----
10-021	3/4"	1.50	1.25	0.24	----
10-022	7/8"	1.62	1.50	0.36	----
10-026	1"	1.81	1.62	0.44	----


**REDUCING SHORT ROD NUT**



Part #	Thread Size UNF	A	Hex	Approx. Wt. Lbs.	
10-023	3/8" x 1/4"	0.74	0.81	0.06	----
10-024	1/2" x 3/8"	0.86	0.94	0.10	----
10-025	5/8" x 1/2"	0.99	1.06	0.12	----

**LONG ROD NUT**

**SAE# 010111**



41FL  
N2  
241  
441  
41

Part #	Thread Size UNF	A	Hex	Approx. Wt. Lbs.	
10-001	1/8"	0.75	0.37	0.01	----
10-002	3/16"	0.81	0.43	0.02	----
10-003	1/4"	0.94	0.56	0.03	----
10-004	5/16"	1.12	0.62	0.04	----
10-005	3/8"	1.31	0.75	0.06	----
10-006	1/2"	1.62	0.87	0.12	----
10-007	5/8"	1.88	1.06	0.20	----
10-008	3/4"	2.19	1.25	0.34	----




**"L" means light pattern.**

-These fittings are completely interchangeable with full pattern fittings, but have been modified in some way. This modification is usually in the length of the pipe threads. Used in plumbing and light industrial applications.

**LONG FORGED NUT**

**SAE# 010167**

41FF  
39  
N4  
14FL  
641




Part #	Thread Size UNF	A	Hex	Approx. Wt. Lbs.	
10-028	1/4"	0.94	0.62	0.05	----
10-030	3/8"	1.06	0.81	0.08	----
10-031	1/2"	1.19	0.94	0.12	----
10-032	5/8"	1.44	1.06	0.26	----
10-033	3/4"	1.75	1.31	0.35	----

**SHORT FORGED NUT**

**SAE# 010166**


14FS  
41FFS  
40  
641-S  
1116  
NS4



Part #	Thread Size UNF	A	Hex	Approx. Wt. Lbs.	
10-038	3/16"	0.56	0.50	0.02	----
10-039	1/4"	0.60	0.62	0.04	----
10-040	5/16"	0.66	0.69	0.04	----
10-041	3/8"	0.70	0.81	0.06	----
10-042	1/2"	0.82	0.94	0.08	----
10-043	5/8"	0.95	1.06	0.12	----
10-044	3/4"	1.16	1.31	0.22	----
10-045	7/8"	1.18	1.38	0.30	----

**EXTRA HEAVY SHORT FORGED NUT**

NSA



Part #	Thread Size UNF	A	Hex	Approx. Wt. Lbs.	
10-046	1/4"	0.63	0.75	0.04	----
10-047	3/8"	0.72	0.88	0.06	----
10-048	1/2"	0.88	1.00	0.08	----
10-049	5/8"	0.98	1.12	0.12	----


**FORGED REDUCING NUT**

NSR4  
14FS  
41FRS  
40R  
662-S



Part #	Thread Size UNF	A	Hex	Approx. Wt. Lbs.	
10-051	5/16" x 1/4"	0.66	0.75	0.06	----
10-052	3/8" x 1/4"	0.72	0.81	0.06	----
10-053	3/8" x 5/16"	0.72	0.81	0.08	----
10-054	1/2" x 3/8"	0.81	0.94	0.08	----
10-055	5/8" x 3/8"	0.96	1.12	0.15	----
10-056	5/8" x 1/2"	0.97	1.06	0.12	----
10-058	3/4" x 5/8"	1.17	1.31	0.30	----


**FLARED PLUG**



58 57 439  
639F P2  
PF 2229

Part #	Thread Size UNF	A	Hex	Approx. Wt. Lbs.	
10-063	3/16"	0.59	0.50	0.02	----
10-064	1/4"	0.69	0.43	0.02	----
10-065	5/16"	0.78	0.50	0.04	----
10-066	3/8"	0.88	0.62	0.06	----
10-067	1/2"	1.06	0.75	0.10	----
10-068	5/8"	1.19	0.87	0.14	----

**FLARED CAP**




640F N5 440  
41FC 2129  
56 54

Part #	Thread Size UNF	A	Hex	Approx. Wt. Lbs.	
10-074	3/16"	0.47	0.50	0.02	----
10-075	1/4"	0.48	0.50	0.02	----
10-076	5/16"	0.62	0.62	0.04	----
10-077	3/8"	0.58	0.75	0.03	----
10-078	1/2"	0.69	0.81	0.14	----
10-079	5/8"	0.81	0.94	0.20	----
10-080	3/4"	1.17	1.37	0.30	----

**FINGER TIGHTENING CAP**

• O-Ring Included

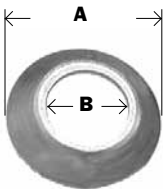


NFT5

Part #	Thread Size UNF	A	Approx. Wt. Lbs.	
10-081	1/4"	0.62	0.02	----

**COPPER GASKET**

SAE# 010113

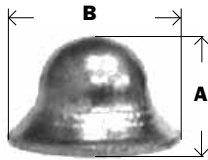


B2  
2GF  
6251  
FG  
157  
59  
463

Part #	Size	A	B	Approx. Wt. Lbs.	
10-084	3/16"	0.31	0.12	0.01	----
10-085	1/4"	0.36	0.19	0.01	----
10-086	5/16"	0.42	0.22	0.01	----
10-087	3/8"	0.55	0.28	0.01	----
10-088	1/2"	0.66	0.41	0.01	----
10-089	5/8"	0.77	0.50	0.01	----
10-090	3/4"	0.95	0.62	0.01	----

**COPPER BONNET**


**SAE# 010114**



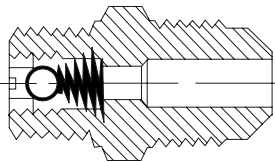
B1	156
3GF	FB
64C	695
57	464

Part #	Size	A	B	Approx. Wt. Lbs.	
10-094	3/16"	0.16	0.31	0.01	----
10-095	1/4"	0.22	0.36	0.01	----
10-097	3/8"	0.34	0.55	0.01	----
10-098	1/2"	0.41	0.66	0.01	----
10-099	5/8"	0.44	0.77	0.01	----
10-100	3/4"	0.56	0.95	0.01	----

**MALE BALL CHECK CONNECTOR**



43A




Part #	Male UNF x Male NPTF	A	Hex	Approx. Wt. Lbs.	
10-131	1/4" x 1/8"	1.06	0.43	0.04	----
10-133	3/8" x 1/4"	1.31	0.62	0.08	----

Note: Ball & Spring position may be reversed to change flow/check position. Min working pressure 3 PSI.

**UNION**

**SAE# 010101**




42F  
U2

Part #	Thread Size UNF	A	Hex	Approx. Wt. Lbs.	
10-104	1/8"	0.91	0.31	0.02	----
10-105	3/16"	1.06	0.37	0.02	----
10-106L	1/4"	1.19	0.43	0.03	----
10-106	1/4"	1.19	0.43	0.03	----
10-107	5/16"	1.34	0.50	0.05	----
10-108L	3/8"	1.50	0.62	0.09	----
10-108	3/8"	1.50	0.62	0.09	----
10-109L	1/2"	1.67	0.75	0.12	----
10-109	1/2"	1.81	0.75	0.14	----
10-110L	5/8"	2.00	0.87	0.20	----
10-110	5/8"	2.12	0.87	0.20	----
10-111	3/4"	2.44	1.06	0.35	----
10-112	7/8"	2.72	1.25	0.52	----

"L" means light pattern.

-These fittings are completely interchangeable with full pattern fittings, but have been modified in some way. This modification is usually in the length of the pipe threads. Used in plumbing and light industrial applications.

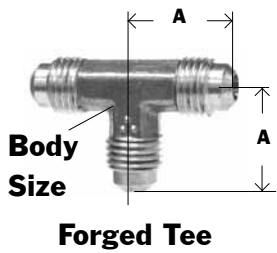
**REDUCING UNION**



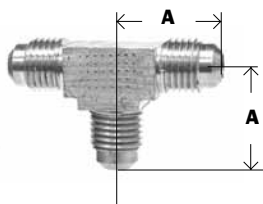
656F  
UR2  
42-R

Part #	Thread Size UNF	A	Hex	Approx. Wt. Lbs.	
10-117	5/16" x 1/4"	1.28	0.50	0.04	----
10-118	3/8" x 1/4"	1.38	0.62	0.06	----
10-119	3/8" x 5/16"	1.44	0.62	0.08	----
10-120	1/2" x 1/4"	1.53	0.75	0.10	----
10-121	1/2" x 3/8"	1.69	0.75	0.10	----
10-122	5/8" x 3/8"	1.88	0.87	0.17	----
10-123	5/8" x 1/2"	1.75	0.87	0.14	----

**UNION TEE**



**Forged Tee**



**Barstock Tee**

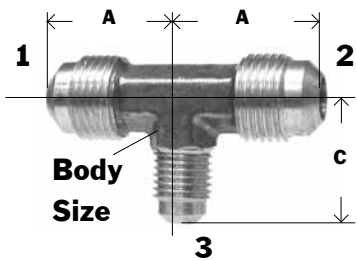
244F  
T2  
144F

**SAE# 010401**

Part #	Thread Size UNF	A	Body Size	Approx. Wt. Lbs.	
10-157	1/8"	0.67	0.36	0.04	----
10-158	3/16"	0.75	0.36	0.06	----
10-159	1/4"	0.78	0.36	0.06	----
10-159B*	1/4"	0.88	0.50	0.08	----
10-160	5/16"	0.91	0.44	0.10	----
10-161	3/8"	1.00	0.44	0.12	----
10-162	1/2"	1.16	0.59	0.19	----
10-163	5/8"	1.41	0.69	0.30	----
10-164	3/4"	1.64	0.88	0.53	----
10-165	7/8"	1.75	1.25	0.93	----

\* Barstock

**REDUCING TEE 1 x 2 x 3**

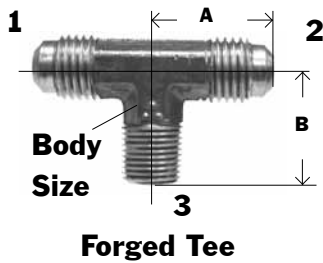


144F  
TR2  
659F  
684F  
44R

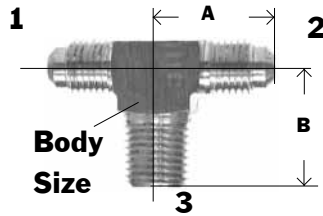
Part #	Thread Size UNF 1x2x3	A	C	Body Size	Approx. Wt. Lbs.	
10-170	1/4" x 1/4" x 3/8"	0.91	1.00	0.44	0.10	----
10-171	5/16" x 5/16" x 1/4"	0.94	0.94	0.44	0.12	----
10-172	3/8" x 1/4" x 1/4"	0.91	1.00	0.44	0.10	----
10-173	3/8" x 1/4" x 3/8"	1.00	0.91	0.44	0.12	----
10-174	3/8" x 3/8" x 1/4"	1.00	0.88	0.44	0.11	----
10-175	3/8" x 3/8" x 1/2"	1.00	1.19	0.59	0.14	----
10-176	3/8" x 3/8" x 5/8"	1.16	1.44	0.69	0.16	----
10-178	1/2" x 3/8" x 3/8"	1.16	1.12	0.59	0.18	----
10-179	1/2" x 3/8" x 1/2"	1.16	1.09	0.59	0.18	----
10-180	1/2" x 1/2" x 1/4"	1.16	0.97	0.59	0.18	----
10-181	1/2" x 1/2" x 3/8"	1.16	1.12	0.59	0.19	----
10-182	1/2" x 1/2" x 5/8"	1.28	1.41	0.69	0.28	----
10-187	5/8" x 1/2" x 5/8"	1.44	1.33	0.69	0.27	----
10-188	5/8" x 5/8" x 3/8"	1.38	1.16	0.69	0.30	----
10-189	5/8" x 5/8" x 1/2"	1.38	1.28	0.69	0.28	----
10-197	3/4" x 3/4" x 5/8"	1.66	1.50	0.88	0.36	----

**MALE BRANCH TEE**

SAE# 010425



**Forged Tee**



**Barstock Tee**

T1  
145F  
45

Part #	Male Flare x Male NPT (1&2)x3	A	B	Body Size	Approx. Wt. Lbs.	
10-203	3/16" x 1/8"	0.75	0.75	0.36	0.10	----
10-204	1/4" x 1/8"	0.78	0.75	0.36	0.05	----
10-204B*	1/4" x 1/8"	0.82	0.81	0.47	0.08	----
10-205	1/4" x 1/4"	0.88	0.88	0.44	0.08	----
10-205B*	1/4" x 1/4"	0.91	0.94	0.56	0.10	----
10-206	1/4" x 3/8"	0.92	1.00	0.47	0.10	----
10-207	5/16" x 1/8"	0.89	0.78	0.44	0.08	----
10-208	5/16" x 1/4"	0.94	0.94	0.44	0.08	----
10-209	3/8" x 1/8"	1.00	0.91	0.44	0.14	----
10-210	3/8" x 1/4"	1.00	0.94	0.44	0.12	----
10-211	3/8" x 3/8"	1.00	1.00	0.47	0.13	----
10-212	3/8" x 1/2"	1.12	1.22	0.69	0.22	----
10-213	1/2" x 1/4"	1.16	1.00	0.59	0.20	----
10-214	1/2" x 3/8"	1.16	1.14	0.59	0.19	----
10-215	1/2" x 1/2"	1.22	1.22	0.69	0.24	----
10-216	1/2" x 3/4"	1.38	1.41	0.88	0.22	----
10-217	5/8" x 3/8"	1.38	1.25	0.69	0.24	----
10-218	5/8" x 1/2"	1.41	1.31	0.69	0.29	----
10-219	5/8" x 3/4"	1.41	1.41	0.88	0.36	----
10-220	3/4" x 1/2"	1.63	1.59	0.88	0.49	----
10-221	3/4" x 3/4"	1.63	1.44	0.88	0.48	----

\* Barstock

**BRASS**


For having lived long, I have experienced many instances of being obliged, by better information or fuller consideration, to change opinions, even on important subjects, which I once thought right but found to be otherwise.

**- Benjamin Franklin**

Dimension data can change without notice.  
Please call us when dimensions are critical.

**FEMALE ADAPTER**

**SAE# 010103**



46  
U3

Part #	Male Flare x Female NPTF	A	Hex	Approx. Wt. Lbs.	
10-226	1/8" x 1/8"	0.91	0.56	0.03	----
10-227	3/16" x 1/8"	0.97	0.56	0.03	----
10-228L	1/4" x 1/8"	1.03	0.56	0.03	----
10-228	1/4" x 1/8"	1.03	0.56	0.04	----
10-229L	1/4" x 1/4"	1.06	0.68	0.06	----
10-229	1/4" x 1/4"	1.23	0.68	0.07	----
10-230	1/4" x 3/8"	1.18	0.75	0.08	----
10-231	1/4" x 1/2"	1.31	0.94	0.06	----
10-232	5/16" x 1/8"	1.06	0.56	0.05	----
10-233	5/16" x 1/4"	1.28	0.68	0.08	----
10-224	5/16" x 3/8"	1.34	0.81	0.09	----
10-234	3/8" x 1/8"	1.09	0.62	0.08	----
10-235L	3/8" x 1/4"	1.25	0.68	0.08	----
10-235	3/8" x 1/4"	1.31	0.81	0.08	----
10-236L	3/8" x 3/8"	1.25	0.81	0.08	----
10-236	3/8" x 3/8"	1.25	0.81	0.10	----
10-237L	3/8" x 1/2"	1.31	0.94	0.08	----
10-237	3/8" x 1/2"	1.60	1.00	0.16	----
10-238	3/8" x 3/4"	1.41	1.18	0.11	----
10-239	1/2" x 1/4"	1.37	0.75	0.10	----
10-240L	1/2" x 3/8"	1.38	0.81	0.12	----
10-240	1/2" x 3/8"	1.50	0.81	0.14	----
10-241L	1/2" x 1/2"	1.42	0.87	0.10	----
10-241	1/2" x 1/2"	1.75	1.00	0.12	----
10-242	1/2" x 3/4"	1.60	1.12	0.16	----
10-243	5/8" x 3/8"	1.24	0.87	0.12	----
10-244	5/8" x 1/2"	1.62	0.94	0.12	----
10-245	5/8" x 3/4"	1.65	1.12	0.17	----
10-246	3/4" x 1/2"	1.74	1.18	0.32	----
10-247	3/4" x 3/4"	1.75	1.18	0.22	----
10-248	7/8" x 3/4"	1.94	1.31	0.26	----

 **"L" means light pattern.**

Dimension data can change without notice.  
Please call us when dimensions are critical.

-These fittings are completely interchangeable with full pattern fittings, but have been modified in some way. This modification is usually in the length of the pipe threads. Used in plumbing and light industrial applications.


You know you're getting old when you stop to tie your shoelaces and wonder what else you could do while you're down there.

**- George Burns**



**MALE ADAPTER**

**SAE# 010102**



U1  
48

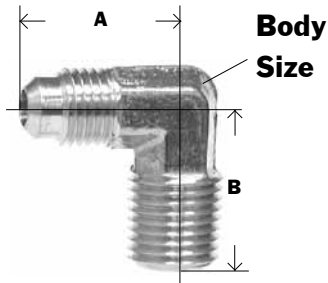
Part #	Male Flare x Male NPTF	A	Hex	Approx. Wt. Lbs.	
10-253	1/8" x 1/8"	0.92	0.43	0.02	----
10-254	3/16" x 1/8"	1.00	0.43	0.03	----
10-255L	1/4" x 1/8"	1.06	0.43	0.03	----
10-255	1/4" x 1/8"	1.06	0.43	0.04	----
10-256L	1/4" x 1/4"	1.15	0.56	0.03	----
10-256	1/4" x 1/4"	1.25	0.56	0.04	----
10-257	1/4" x 3/8"	1.31	0.68	0.06	----
10-258	1/4" x 1/2"	1.44	0.87	0.11	----
10-259L	5/16" x 1/8"	1.15	0.50	0.04	----
10-259	5/16" x 1/8"	1.16	0.50	0.04	----
10-260L	5/16" x 1/4"	1.31	0.56	0.06	----
10-260	5/16" x 1/4"	1.34	0.56	0.06	----
10-261	5/16" x 3/8"	1.38	0.68	0.08	----
10-262	3/8" x 1/8"	1.25	0.62	0.07	----
10-263L	3/8" x 1/4"	1.31	0.62	0.06	----
10-263	3/8" x 1/4"	1.44	0.62	0.08	----
10-264L	3/8" x 3/8"	1.37	0.68	0.09	----
10-264	3/8" x 3/8"	1.44	0.68	0.09	----
10-265L	3/8" x 1/2"	1.49	0.89	0.12	----
10-265	3/8" x 1/2"	1.69	0.87	0.14	----
10-266	3/8" x 3/4"	1.81	1.06	0.18	----
10-267	1/2" x 1/4"	1.60	0.75	0.11	----
10-268L	1/2" x 3/8"	1.46	0.75	0.10	----
10-268	1/2" x 3/8"	1.62	0.75	0.12	----
10-269L	1/2" x 1/2"	1.62	0.87	0.13	----
10-269	1/2" x 1/2"	1.79	0.87	0.15	----
10-270	1/2" x 3/4"	1.75	1.06	0.22	----
10-271	5/8" x 1/4"	1.81	0.87	0.14	----
10-272L	5/8" x 3/8"	1.67	0.87	0.14	----
10-272	5/8" x 3/8"	1.81	0.87	0.18	----
10-273L	5/8" x 1/2"	1.80	0.87	0.11	----
10-273	5/8" x 1/2"	2.00	0.87	0.20	----
10-274	5/8" x 3/4"	1.85	1.06	0.21	----
10-275	3/4" x 1/2"	2.19	1.06	0.28	----
10-276	3/4" x 3/4"	2.08	1.06	0.28	----
10-277	7/8" x 1/2"	2.22	1.25	0.52	----
10-278	7/8" x 3/4"	2.35	1.25	0.41	----
10-279	1" x 3/4"	2.44	1.43	0.53	----
10-280	1" x 1"	2.44	1.43	0.53	----

 **"L" means light pattern.**

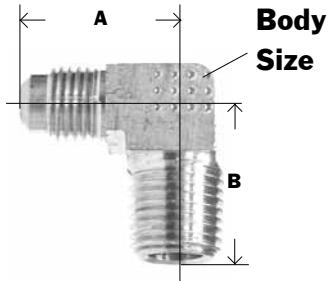
-These fittings are completely interchangeable with full pattern fittings, but have been modified in some way. This modification is usually in the length of the pipe threads. Used in plumbing and light industrial applications.

**90° MALE ELBOW**

**SAE# 010202**



**Forged Elbow**



**Barstock Elbow**

249F  
49  
E1  
149F

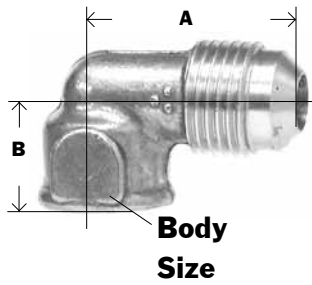
Part #	Male Flare x Male NPTF	A	B	Body Size	Approx. Wt. Lbs.	
10-283	1/8" x 1/8"	0.63	0.73	0.37	0.04	----
10-283B*	1/8" x 1/8"	0.62	0.69	0.43	0.04	----
10-284	3/16" x 1/8"	0.75	0.75	0.44	0.04	----
10-284B*	3/16" x 1/8"	0.75	0.75	0.43	0.06	----
10-285	3/16" x 1/4"	0.81	0.88	0.44	0.08	----
10-286	1/4" x 1/8"	0.84	0.78	0.38	0.04	----
10-286B*	1/4" x 1/8"	0.81	0.78	0.47	0.05	----
10-287	1/4" x 1/4"	0.81	0.88	0.44	0.05	----
10-287B*	1/4" x 1/4"	0.91	0.93	0.59	0.08	----
10-288	1/4" x 3/8"	0.91	0.91	0.47	0.08	----
10-289	1/4" x 1/2"	1.03	1.09	0.59	0.10	----
10-290	5/16" x 1/8"	0.91	0.88	0.44	0.06	----
10-290B*	5/16" x 1/8"	0.91	0.78	0.52	0.06	----
10-291	5/16" x 1/4"	0.98	0.96	0.44	0.08	----
10-291B*	5/16" x 1/4"	0.95	0.92	0.62	0.08	----
10-292	5/16" x 3/8"	1.06	1.09	0.59	0.08	----
10-293	3/8" x 1/8"	1.00	0.91	0.53	0.08	----
10-293B*	3/8" x 1/8"	1.03	0.91	0.65	0.08	----
10-294	3/8" x 1/4"	1.01	0.89	0.48	0.08	----
10-294B*	3/8" x 1/4"	0.97	1.04	0.68	0.11	----
10-295	3/8" x 3/8"	1.00	0.88	0.47	0.10	----
10-295B*	3/8" x 3/8"	1.06	1.09	0.69	0.12	----
10-296	3/8" x 1/2"	1.10	1.09	0.59	0.12	----
10-297	3/8" x 3/4"	1.25	1.31	0.81	0.12	----
10-298	1/2" x 1/4"	1.19	1.00	0.59	0.12	----
10-298B*	1/2" x 1/4"	1.22	1.19	0.81	0.12	----
10-299	1/2" x 3/8"	1.10	1.00	0.59	0.13	----
10-299B*	1/2" x 3/8"	1.22	1.12	0.77	0.18	----
10-300	1/2" x 1/2"	1.16	1.13	0.59	0.14	----
10-300B*	1/2" x 1/2"	1.26	1.36	0.94	0.26	----
10-301	1/2" x 3/4"	1.42	1.25	0.81	0.24	----
10-311	5/8" x 1/4"	1.34	1.13	0.72	0.28	----
10-302	5/8" x 3/8"	1.35	1.22	0.72	0.20	----
10-302B*	5/8" x 3/8"	1.41	1.25	0.94	0.20	----
10-303	5/8" x 1/2"	1.35	1.22	0.72	0.20	----
10-303B*	5/8" x 1/2"	1.41	1.38	0.94	0.20	----
10-304	5/8" x 3/4"	1.44	1.31	0.81	0.25	----
10-305	3/4" x 1/2"	1.67	1.50	0.88	0.34	----
10-306	3/4" x 3/4"	1.67	1.63	0.88	0.30	----
10-306B*	3/4" x 3/4"	1.60	1.62	0.91	0.32	----
10-307	7/8" x 3/4"	1.75	1.68	1.00	0.44	----
10-308	1" x 3/4"	1.94	1.69	1.31	0.75	----
10-309	1" x 1"	1.94	1.75	1.25	0.78	----

\* Barstock

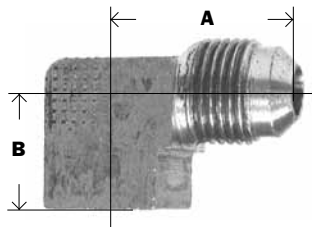
Dimension data can change without notice.  
Please call us when dimensions are critical.

**90° FEMALE ELBOW**

**SAE# 010203**



**Forged Elbow**



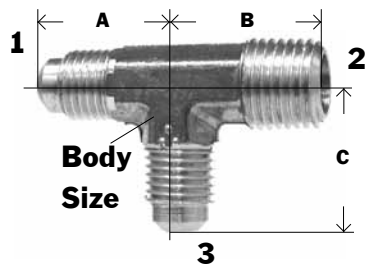
**Barstock Elbow**

E3  
50  
150F

Part #	Male Flare x Female NPTF	A	B	Body Size	Approx. Wt. Lbs.	
10-312	3/16" x 1/8"	0.81	0.44	0.56	0.05	----
10-313	1/4" x 1/8"	0.90	0.46	0.56	0.06	----
10-313B*	1/4" x 1/8"	0.88	0.47	0.56	0.06	----
10-314	1/4" x 1/4"	0.97	0.59	0.75	0.08	----
10-315	1/4" x 3/8"	1.03	0.57	0.81	0.09	----
10-333	1/4" x 1/2"	1.08	0.66	1.00	0.12	----
10-316	5/16" x 1/8"	0.94	0.88	0.45	0.08	----
10-317	5/16" x 1/4"	1.03	0.58	0.75	0.06	----
10-318	3/8" x 1/8"	1.00	0.88	0.47	0.10	----
10-319	3/8" x 1/4"	1.06	0.59	0.75	0.09	----
10-319B*	3/8" x 1/4"	1.09	0.69	0.75	0.10	----
10-320	3/8" x 3/8"	1.06	0.57	0.81	0.10	----
10-321	3/8" x 1/2"	1.16	0.66	1.00	0.14	----
10-322	3/8" x 3/4"	1.28	0.72	1.25	0.12	----
10-323	1/2" x 1/4"	1.25	0.70	0.88	0.13	----
10-324	1/2" x 3/8"	1.25	0.70	0.88	0.12	----
10-324B*	1/2" x 3/8"	1.28	0.75	0.81	0.19	----
10-325	1/2" x 1/2"	1.29	0.72	1.00	0.18	----
10-326	1/2" x 3/4"	1.41	0.72	1.25	0.20	----
10-327	5/8" x 3/8"	1.35	1.22	0.72	0.22	----
10-328	5/8" x 1/2"	1.38	0.75	1.00	0.20	----
10-329	5/8" x 3/4"	1.50	0.76	1.25	0.28	----
10-330	3/4" x 1/2"	1.63	1.06	1.06	0.42	----
10-331	3/4" x 3/4"	1.88	1.06	1.31	0.40	----

\* Barstock

**FORGED MALE RUN TEE**




T3  
151F  
51

Part #	Male Flare x Male NPTF (1&3) x 2	A	B	C	Body Size	Approx. Wt. Lbs.	
10-361	3/16" x 5/16" x 1/8"	0.87	0.78	0.97	0.44	0.08	----
10-343	3/16" x 1/8"	0.75	0.75	0.75	0.37	0.05	----
10-344	1/4" x 1/8"	0.78	0.75	0.78	0.37	0.06	----
10-345	1/4" x 1/4"	0.88	0.88	0.88	0.44	0.08	----
10-347	5/16" x 1/8"	0.88	0.80	0.88	0.44	0.08	----
10-348	5/16" x 1/4"	0.94	0.94	0.94	0.44	0.08	----
10-350	3/8" x 1/4"	1.00	0.94	1.00	0.44	0.12	----
10-351	3/8" x 3/8"	1.00	1.00	1.00	0.47	0.10	----
10-340	3/8" x 1/2" x 3/8"	1.09	1.09	1.16	0.59	0.18	----
10-352	3/8" x 1/2"	1.12	1.22	1.12	0.69	0.12	----
10-353	1/2" x 3/8" x 1/2"	1.22	1.22	1.15	0.69	0.22	----
10-354	1/2" x 3/8"	1.16	1.09	1.16	0.59	0.18	----
10-355	1/2" x 1/2"	1.22	1.22	1.22	0.69	0.22	----
10-357	5/8" x 1/2"	1.41	1.31	1.41	0.69	0.28	----
10-359	3/4" x 1/2"	1.63	1.59	1.63	0.88	0.48	----
10-360	3/4" x 3/4"	1.62	1.44	1.62	0.88	0.48	----

Dimension data can change without notice.  
Please call us when dimensions are critical.

**FORGED FLARE CROSS**

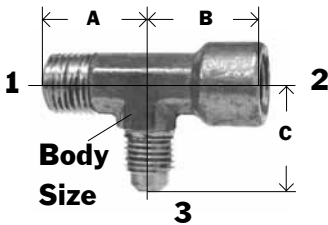
SAE# 010501



455  
C1  
147F  
52

Part #	Thread Size UNF	A	Body Size	Approx. Wt. Lbs.	
10-373	1/4"	0.88	0.44	0.10	----
10-374	5/16"	0.92	0.44	0.10	----
10-375	3/8"	1.00	0.44	0.16	----
10-376	1/2"	1.16	0.59	0.24	----

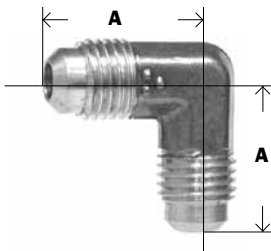
**FORGED ADAPTER TEE / SERVICE TEE**



T17  
53

Part #	Size 1 x 2 x 3	A	B	C	Body Size	Approx. Wt. Lbs.	
10-382	1/8" x 1/8" x 1/4"	0.72	0.53	0.80	0.47	0.08	----
10-383	1/4" x 1/4" x 1/4"	0.88	1.00	0.91	0.47	0.11	----

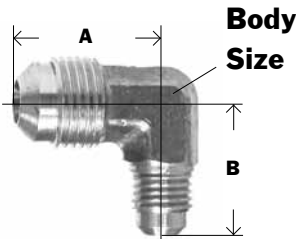
**FORGED 90° FLARE ELBOW**



E2  
155F

Part #	Thread Size UNF	A	Approx. Wt. Lbs.	
10-404	1/8"	0.64	0.04	----
10-405	3/16"	0.75	0.06	----
10-406	1/4"	0.81	0.08	----
10-407	5/16"	0.91	0.10	----
10-408	3/8"	1.00	0.10	----
10-409	1/2"	1.16	0.14	----
10-410	5/8"	1.41	0.22	----
10-411	3/4"	1.66	0.68	----
10-412	7/8"	1.81	0.82	----

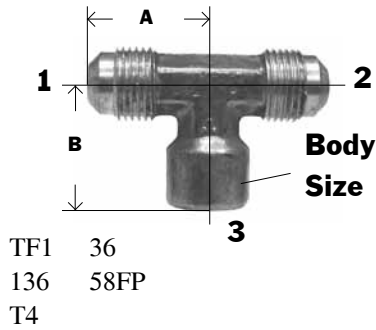
**FORGED REDUCING ELBOW**



ER2  
657F  
55R

Part #	Male Flare x Male Flare	A	B	Body Size	Approx. Wt. Lbs.	
10-416	3/8" x 1/4"	1.00	0.88	0.47	0.08	----
10-417	3/8" x 5/16"	1.00	0.94	0.44	0.08	----
10-419	1/2" x 3/8"	1.19	1.02	0.59	0.14	----
10-421	5/8" x 1/2"	1.34	1.23	0.72	0.21	----

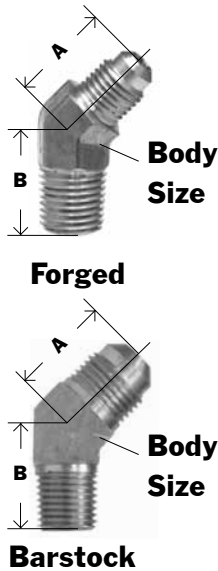
**FORGED FEMALE BRANCH TEE**



Part #	Male Flare x Female NPTF (1&2) x 3	A	B	Body Size	Approx. Wt. Lbs.	
10-429	1/4" x 1/4"	0.97	0.75	0.69	0.12	----
10-430	3/8" x 1/4"	1.00	1.03	0.47	0.14	----
10-431	3/8" x 3/8"	1.17	0.69	1.05	0.22	----
10-432	3/8" x 1/2"	1.16	0.69	1.05	0.19	----
10-434	1/2" x 1/2"	1.31	0.69	1.06	0.22	----
10-435	5/8" x 1/2"	1.38	0.76	1.06	0.24	----

**45° ELBOW**

**SAE# 010302**




E145 654F 47  
54 59FF 4945  
159F 254

Part #	Male Flare x Male NPTF	A	B	Body Size	Approx. Wt. Lbs.	
10-448	1/4" x 1/8"	0.67	0.64	0.41	0.04	----
10-448B*	1/4" x 1/8"	0.67	0.64	0.44	0.04	----
10-449	1/4" x 1/4"	0.75	0.86	0.53	0.07	----
10-450	5/16" x 1/8"	0.78	0.64	0.53	0.06	----
10-451	5/16" x 1/4"	0.81	0.86	0.53	0.07	----
10-452	3/8" x 1/4"	0.91	0.86	0.53	0.09	----
10-452B*	3/8" x 1/4"	0.89	0.86	0.64	0.12	----
10-453	3/8" x 3/8"	0.93	0.94	0.59	0.11	----
10-454	3/8" x 1/2"	0.99	1.17	0.75	0.19	----
10-455	1/2" x 3/8"	1.07	0.88	0.59	0.12	----
10-455B*	1/2" x 3/8"	1.06	0.94	0.76	0.18	----
10-456	1/2" x 1/2"	1.12	1.18	0.75	0.20	----
10-460	5/8" x 3/8"	1.13	0.95	0.81	0.22	----
10-457	5/8" x 1/2"	1.12	1.17	0.78	0.18	----
10-458	3/4" x 1/2"	1.28	1.16	0.88	0.26	----
10-459	3/4" x 3/4"	1.41	1.20	0.88	0.31	----

\* Barstock

**BRASS GAS RANGE FITTINGS**

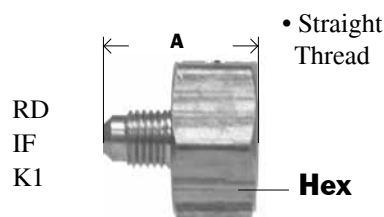
**BRASS MALE ADAPTERS**



Part #	Male Flare x Male NPTF	A	Hex	Approx. Wt. Lbs.	
35-132	1/2" x 1/2" (3/8" FIP TAP)	1.88	0.87	0.16	----
35-134	15/16" x 1/2"	1.90	0.94	0.14	----

**DRUM ADAPTERS**

**SAE# 010165**



RD  
IF  
K1

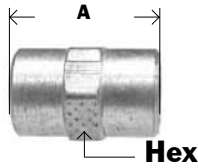
Part #	Male Flare x FIP	A	Hex	Approx. Wt. Lbs.	
50-011	1/4" x 1/2"	1.12	1.12	0.12	----
50-001	1/4" x 3/4"	1.16	1.25	0.14	----

**FEMALE 45° FLARE FITTINGS**

• Use with Copper Gasket

**UNION**

**SAE# 010107**




2310  
U4  
660HD  
32

Part #	Female Flare x Female Flare	A	Hex	Approx. Wt. Lbs.	
10-135	1/4"	1.00	0.62	0.06	----
10-136	3/8"	1.25	0.81	0.14	----
10-137	1/2"	1.43	0.94	0.18	----

**FEMALE FLARE ADAPTER**

**SAE# 010106**




U5  
664FHD  
33  
48-FF

Part #	Female Flare x Male NPTF	A	Hex	Approx. Wt. Lbs.	
10-440	1/4" x 1/8"	0.91	0.62	0.05	----
10-441	1/4" x 1/4"	1.01	0.62	0.06	----
10-442	3/8" x 1/4"	1.28	0.81	0.10	----
10-443	1/2" x 3/8"	1.36	0.94	0.14	----
10-444	1/2" x 1/2"	1.46	0.94	0.14	----

**FLARE REDUCER**

**SAE# 010105**

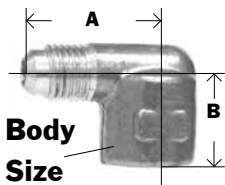


UR3  
661FHD  
227  
46-FF

Part #	Male Flare x Female Flare	A	Hex	Approx. Wt. Lbs.	
10-462	1/4" x 3/8"	1.22	0.81	0.10	----
10-461	1/4" x 1/2"	1.36	0.94	0.14	----
10-463	3/8" x 1/4"	1.12	0.62	0.06	----
10-464	3/8" x 1/2"	1.44	0.94	0.14	----
10-473	3/8" x 5/8"	1.63	1.12	0.16	----
10-467	1/2" x 3/8"	1.41	0.81	0.13	----
10-468	1/2" x 5/8"	1.68	1.06	0.20	----
10-469	5/8" x 1/2"	1.63	1.00	0.17	----
10-470	5/8" x 3/4"	1.97	1.31	0.31	----
10-471	3/4" x 5/8"	1.75	1.18	0.32	----

**90° ELBOW**

• Use with Copper Gasket



E4  
669F

Part #	Male Flare x Female Flare	A	B	Body Size	Approx. Wt. Lbs.	
10-500	1/4" x 1/4"	0.97	0.69	0.75	0.56	----
10-495	1/2" x 1/2"	1.41	1.12	0.81	0.72	----


Dimension data can change without notice.  
Please call us when dimensions are critical.

**BRASS FLARE SWIVEL FITTINGS**

**FORGED SWIVEL**


**SAE# 010108**

1350  
US4  
14FSV  
34



Part #	Female Flare UNF	A	Hex	Approx. Wt. Lbs.	
10-481	1/4"	0.59	0.62	0.04	----
10-482	5/16"	0.62	0.68	0.06	----
10-483	3/8"	0.69	0.81	0.10	----
10-484	1/2"	0.81	0.94	0.16	----
10-485	5/8"	0.94	1.06	0.24	----
10-486	3/4"	1.12	1.31	0.34	----


**REDUCING SWIVELS**



Part #	Female Flare UNF	A	B	Hex 1	Hex 2	Approx. Wt. Lbs.	
10-487	3/8" x 1/4"	0.72	0.60	0.81	0.62	0.08	----
10-488	1/2" x 3/8"	0.84	0.70	0.94	0.81	0.12	----
10-489	5/8" x 1/2"	0.98	0.82	1.03	0.94	0.22	----

**FORGED SWIVEL ELBOWS**

ES4



Part #	Male Flare x Female Flare	A	B	Hex	Approx. Wt. Lbs.	
10-493	1/4"	0.81	1.15	0.62	0.12	----
10-494*	3/8"	1.09	1.00	0.75	0.36	----


\* Steel

**BRASS SOLDER FITTINGS**

**FLARE TO SWT UNION**

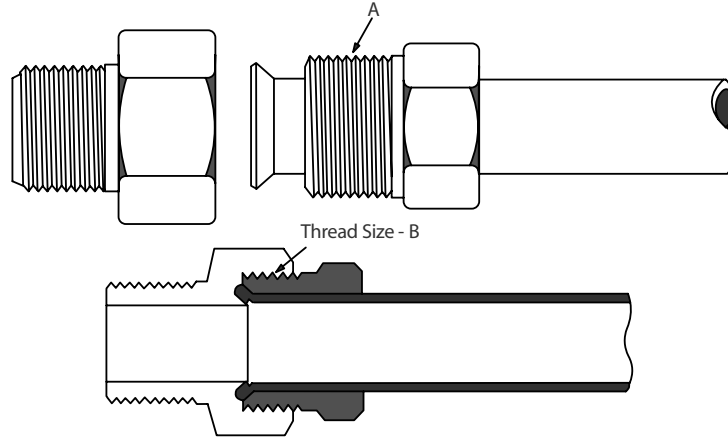
**SAE# 010104**

4085      46FS  
US3      277  
672FS



Part #	Male Flare x SWT	A	Hex	Approx. Wt. Lbs.	
10-602	1/4" x 3/8"	1.00	0.50	0.06	----
10-611	1/2" x 5/8"	1.56	0.75	0.12	----
10-615	3/4" x 3/4"	2.06	1.06	0.32	----

# Inverted Flare



<b>Tube O.D.</b>	<b>1/8</b>	<b>3/16</b>	<b>1/4</b>	<b>5/16</b>	<b>3/8</b>	<b>7/16</b>	<b>1/2</b>	<b>5/8</b>	<b>3/4</b>	<b>7/8</b>	<b>1</b>
<b>Thread Size-B</b>	<b>5/16-28</b>	<b>3/8-24</b>	<b>7/16-24</b>	<b>1/2-20</b>	<b>5/8-18</b>	<b>1 1/16-18</b>	<b>3/4-18</b>	<b>7/8-18</b>	<b>1-1/16-16</b>	<b>1-3/16-16</b>	<b>1-5/16-16</b>

**•Typical Application**

Hydraulic brake, power steering, fuel lines and transmission cooler lines, LP and natural gas.

**•Working Pressure Ranges**

Temperature and type of tubing used are important factors. However, the following table is a good guide for proper selection. Temperature 73°F with copper tubing:

<b>PSI</b>	<b>Tube O.D. (in.)</b>	<b>Tube Wall (in.)</b>
<b>2800</b>	<b>1/8</b>	<b>.030</b>
<b>1900</b>	<b>3/16</b>	<b>.030</b>
<b>1400</b>	<b>1/4</b>	<b>.030</b>
<b>1200</b>	<b>5/16</b>	<b>.032</b>
<b>1000</b>	<b>3/8</b>	<b>.032</b>
<b>750</b>	<b>1/2</b>	<b>.032</b>
<b>650</b>	<b>5/8</b>	<b>.035</b>
<b>550</b>	<b>3/4</b>	<b>.035</b>

**•Vibration**

Excellent resistance.

**•Temperature Range**

-65°F to +250°F (-53°C to +121°C) range at maximum operating pressures.

**•Material**

CA360 Brass.

**•Used With**

Copper, brass, aluminum and steel hydraulic tubing that can be flared.

**•Advantages**

Very low cost and reusable. Seats and threads are internal and protected. Compact, excellent vibration life. Short nut affords very close tube bends. Steel or brass tube nut.

**•Tolerance**

+/- .03 on all dimensions. Dimension data can change without notice. Please call us when dimensions are critical

**•Conformance**

Meets specifications and standards of ASA, ASME, SAE and MS (Military Standards).

**•Assembly Instructions**

- 1-Cut tubing to desired length. Make sure all burrs are removed and the ends are cut square.
- 2- Slide nut on tube. Threaded end "A" of nut must face out.
- 3- Flare end of tube with a 45° flaring tool.
  - a- Measure flare diameter.
  - b- Examine flare for excessive thin out.
  - c- On thin wall, welded or brazed tubing, use double flare to prevent pinch-off and cracked flares.
- 4- Lubricate threads and assemble to fitting body. Nut should be turned hand tight.
- 5- Tighten assembly with wrench until a solid feeling is encountered. From that point, apply a one-sixth turn.

**Note:** Do not over-torque as it may damage the fitting or split the tubing at the flare.

**Actual O.D. of male inverted flare threads**


<b>5/16"-28</b>	<b>3/8"-24</b>	<b>7/16"-24</b>	<b>1/2"-20</b>	<b>5/8"-18</b>	<b>3/4"-18</b>	<b>7/8"-18</b>	<b>1-1/16"-16</b>
<b>2800 PSI</b>	<b>1900 PSI</b>	<b>1400 PSI</b>	<b>1200 PSI</b>	<b>1000 PSI</b>	<b>750 PSI</b>	<b>650 PSI</b>	<b>550 PSI</b>





**ZINC CHROMATE STEEL NUT**


**SAE# 040110**



2105  
411FS  
105  
41W

Part #	Size	A	Hex	Approx. Wt. Lbs.	
12-001	1/8"	0.52	0.31	0.01	----
12-002	3/16"	0.56	0.37	0.02	----
12-003	1/4"	0.56	0.43	0.02	----
12-004	5/16"	0.62	0.50	0.02	----
12-005	3/8"	0.66	0.62	0.03	----
12-000	7/16"	0.68	0.68	0.04	----
12-011	3/8"(11/16-18)	0.66	0.68	0.05	----
12-006	1/2"	0.74	0.75	0.08	----
12-007	5/8"	0.80	0.87	0.10	----
12-008	3/4"	0.88	1.06	0.10	----

**LONG STEEL NUT**




7896

Part #	Size	A	Hex	Approx. Wt. Lbs.	
12-009	3/16"	0.84	0.37	0.02	----
12-010	1/4"	0.81	0.43	0.02	----

**INVERTED FLARE BRASS NUT**

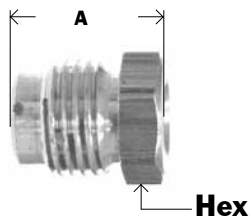
**SAE# 040110**



2100  
411F  
100  
411B

Part #	Size	A	Hex	Approx. Wt. Lbs.	
12-012	1/8"	0.52	0.31	0.01	----
12-013	3/16"	0.56	0.37	0.01	----
12-014	1/4"	0.56	0.43	0.02	----
12-015	5/16"	0.62	0.50	0.03	----
12-016	3/8"	0.66	0.62	0.04	----
12-017	1/2"	0.74	0.75	0.05	----

**SPECIAL FORD NUT**




431F

Part #	Size	A	Hex	Approx. Wt. Lbs.	
12-020	1/4"	0.82	0.50	0.02	----

**UNION INTERNAL**

**SAE# 040101**




2300  
42IFHD

Part #	Inv. Flare X Inv. Flare	A	Hex	Approx. Wt. Lbs.	
12-022	1/8"	0.59	0.40	0.02	----
12-023	3/16"	0.62	0.47	0.02	----
12-024	1/4"	0.62	0.50	0.03	----
12-025	5/16"	0.70	0.56	0.04	----
12-026	3/8"	0.80	0.75	0.08	----
12-027	1/2"	0.91	0.90	0.10	----

**FEMALE ADAPTER**

**SAE# 040103**




46IFHD  
252  
46W

Part #	Inv. Flare X Female NPTF	A	Hex	Approx. Wt. Lbs.	
12-032	3/16" x 1/8"	0.75	0.50	0.02	----
12-033	1/4" x 1/8"	0.75	0.53	0.02	----
12-034	5/16" x 1/8"	0.78	0.59	0.04	----
12-035	3/8" x 1/4"	1.03	0.75	0.08	----
12-036	1/2" x 3/8"	1.10	0.90	0.12	----

**MALE ADAPTER**

**SAE# 040102**



2200  
48IFHD  
202  
48W

Part #	Inv. Flare X Male NPTF	A	Hex	Approx. Wt. Lbs.	
12-041	1/8" x 1/8"	0.63	0.40	0.02	----
12-042	3/16" x 1/8"	0.70	0.43	0.02	----
12-043	1/4" x 1/8"	0.74	0.50	0.03	----
12-044	1/4" x 1/4"	0.89	0.56	0.04	----
12-045	5/16" x 1/8"	0.79	0.56	0.03	----
12-046	5/16" x 1/4"	0.98	0.56	0.05	----
12-047	3/8" x 1/8"	0.88	0.72	0.05	----
12-048	3/8" x 1/4"	1.02	0.75	0.06	----
12-049	3/8" x 3/8"	1.02	0.75	0.08	----
12-038	1/2" x 1/4"	0.97	0.87	0.10	----
12-050	1/2" x 3/8"	1.06	0.87	0.08	----
12-051	1/2" x 1/2"	1.06	0.87	0.11	----
12-052	5/8" x 1/2"	1.32	1.06	0.15	----
12-040	3/4" x 3/4"	1.39	1.25	0.24	----

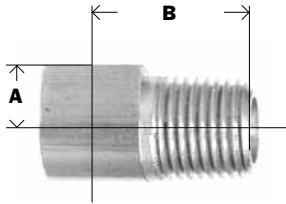
The nice part about being a pessimist is that you are constantly being either proven right or pleasantly surprised.

Dimension data can change without notice. Please call us when dimensions are critical.

- George F. Will

**ELBOW**

**SAE# 040202**



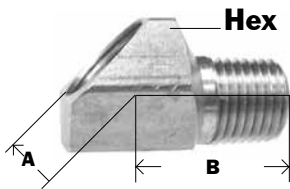
Part #	Inv. Flare X Male NPTF	A	B	Approx. Wt. Lbs.	
12-057	1/8" x 1/8"	0.26	0.59	0.03	----
12-058	3/16" x 1/8"	0.26	0.61	0.03	----
12-059	1/4" x 1/8"	0.33	0.65	0.04	----
12-054*	1/4" x 1/8"	0.33	0.65	0.04	----
12-060	1/4" x 1/4"	0.28	0.82	0.06	----
12-061	5/16" x 1/8"	0.47	0.68	0.05	----
12-062	5/16" x 1/4"	0.45	0.85	0.08	----
12-063	3/8" x 1/8"	0.54	0.76	0.14	----
12-064	3/8" x 1/4"	0.53	0.92	0.14	----
12-065	3/8" x 3/8"	0.50	0.94	0.12	----
12-066	1/2" x 3/8"	0.59	1.03	0.16	----
12-067	1/2" x 1/2"	0.66	1.22	0.25	----
12-056	5/8" x 3/8"	0.67	1.09	0.20	----
12-068	5/8" x 1/2"	0.67	1.29	0.18	----
12-069	3/4" x 1/2"	0.80	1.39	0.42	----
12-080	7/8" x 3/4"	0.94	1.43	0.48	----
12-081	1" x 1"	1.02	1.69	0.60	----

400  
2400  
249IFHD 249IF  
402 49W

\* Restricted pipe end .062

**45° ELBOW**

**SAE# 040302**




Part #	Inv. Flare X Male NPTF	A	B	Hex	Approx. Wt. Lbs.	
12-072	3/16" x 1/8"	0.25	0.55	0.53	0.02	----
12-073	1/4" x 1/8"	0.27	0.58	0.56	0.04	----
12-074	5/16" x 1/8"	0.36	0.56	0.62	0.06	----
12-075	5/16" x 1/4"	0.23	0.83	0.62	0.06	----
12-076	3/8" x 1/4"	0.51	0.84	0.78	0.09	----
12-077	1/2" x 3/8"	0.38	0.91	0.84	0.11	----
12-079	5/8" x 1/2"	0.44	1.00	1.06	0.21	----

154  
2352  
259IFHD  
352 94W

**UNION TEE**

**SAE# 040401**



Part #	Size	A	B	Approx. Wt. Lbs.	
12-085	1/8"	0.33	0.47	0.04	----
12-086	3/16"	0.39	0.55	0.04	----
12-087	1/4"	0.42	0.56	0.08	----
12-088	5/16"	0.45	0.63	0.09	----
12-089	3/8"	0.56	0.74	0.17	----
12-090	1/2"	0.67	0.88	0.24	----


244IFHD  
702  
44I

## INVERTED FLARE

## BRASS FITTINGS

## STEEL PLUG

• cored



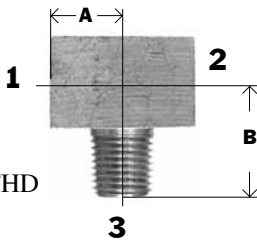
SAE# 040109

Part #	Size	A	Hex	Approx. Wt. Lbs.	
12-091	3/16"	0.53	0.37	0.01	----
12-092	1/4"	0.54	0.43	0.02	----
12-093	5/16"	0.59	0.50	0.03	----
12-094	3/8"	0.66	0.62	0.04	----

106  
411P  
131  
2131

## MALE BRANCH TEE

SAE# 040427

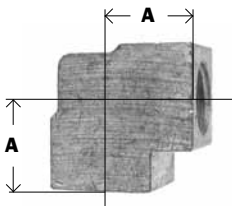


145  
245IFHD  
602  
2600  
600

Part #	Inv. Flare x Male NPTF (1&2)x3	A	B	Approx. Wt. Lbs.	
12-100	3/16" x 1/8"	0.41	0.60	0.04	----
12-101	1/4" x 1/8"	0.42	0.64	0.06	----
12-102	5/16" x 1/8"	0.47	0.68	0.07	----
12-103	3/8" x 1/4"	0.58	0.93	0.15	----

## FEMALE ELBOW

SAE# 040203

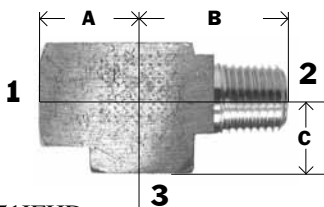


450

Part #	Inv. Flare x Female NPTF	A	Approx. Wt. Lbs.	
12-110	1/4" x 1/8"	0.55	0.07	----
12-111	5/16" x 1/8"	0.51	0.08	----
12-112	3/8" x 1/4"	0.68	0.10	----

## MALE RUN TEE

SAE# 040424

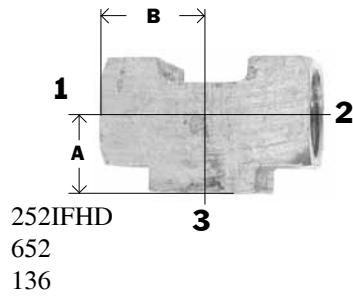


251IFHD  
752  
550  
151

Part #	Inv. Flare x Male NPTF (1&3)x2	A	B	C	Approx. Wt. Lbs.	
12-118	3/16" x 1/8"	0.53	0.72	0.39	0.06	----
12-119	1/4" x 1/8"	0.56	0.75	0.42	0.08	----
12-120	5/16" x 1/8"	0.62	0.85	0.45	0.10	----
12-121	3/8" x 1/4"	0.75	1.08	0.56	0.14	----


**FEMALE BRANCH TEE**

**SAE# 040427**



Part #	Inv. Flare x Female NPTF (1&2)x3	A	B	Approx. Wt. Lbs.	
12-127	3/16" x 1/8"	0.39	0.55	0.06	----
12-129	5/16" x 1/8"	0.45	0.63	0.12	----
12-130	3/8" x 1/4"	0.56	0.74	0.17	----


**TOWED TRAILER BRAKE TEE**



Part #	A	B	C	Reference #	Approx. Wt. Lbs.	
12-144	3/16" (9/16-20) 0.82	3/16" (3/8-24) 0.94	3/16" (9/16-20) 0.47	7905	0.18	----
12-145	3/16" (1/2-20) 0.68	3/16" (3/8-24) 0.94	3/16" (1/2-20) 0.47	7906	0.17	----
12-146	3/16" (7/16-24) 0.54	3/16" (3/8-24) 0.78	1/4" (7/16-24) 0.42	7914	0.08	----
12-147	3/16" (7/16-24) 0.57	3/16" (3/8-24) 0.76	3/16" (7/16-24) 0.42	7900	0.08	----
12-149	1/4" (9/16-18) 0.81	3/16" (3/8-24) 0.93	1/4" (9/16-18) 0.50	7904	0.10	----
12-150	1/4" (9/16-18) 0.56	3/16" (3/8-24) 0.77	1/4" (9/16-18) 0.43	7901	0.10	----
12-151	1/4" (9/16-18) 0.56	1/4" (9/16-18) 0.77	1/4" (9/16-18) 0.43	7898	0.12	----

**INVERTED FLARE AUTO FITTINGS**

**DUAL MASTER CYLINDER ADAPTER**




Part #	Male Flare x Female Inv.	A	Hex	Reference #	Approx. Wt. Lbs.	
12-200	3/16" x 3/16"	1.00	0.50	1441	0.03	----
12-202	5/16" x 3/16"	0.96	0.68	7897	0.07	----

Think like a man of action, act like a man of thought.

- Henri Bergson

**DUAL MASTER CYLINDER ADAPTER**




Part #	Male Inv. x Female Inv.	A	Hex	Reference #	Approx. Wt. Lbs.	
12-210	3/16" x 1/4"	0.84	0.56	7828	0.03	----
12-212	1/4" x 3/16"	0.84	0.50	7818	0.04	----
12-214*	7/16-20 x 1/4"	0.87	0.68	7732	0.06	----
12-216	5/16" x 3/16"	0.94	0.50	7909	0.04	----
12-218*	5/16" x 1/4"	0.93	0.62	7727	0.06	----
12-220	5/16" x 1/4"	0.95	0.68	7829	0.07	----
12-222*	5/16" x 5/16"	0.95	0.68	1074	0.06	----
12-224	3/8" MPT x 5/16"	0.87	0.75	7771	0.08	----

\* Seals on hex face

47W

**CARBURETOR TO FUEL LINE ADAPTER - FORD**




Part #	Size	A	Hex	Approx. Wt. Lbs.	
12-230	1/4"(1/2-20) x 1/8"MPT	1.06	0.56	0.04	----

1513

**RESTRICTION PIPE ADAPTER**


(.0625 ORIFICE)



Part #	Size	A	Hex	Approx. Wt. Lbs.	
12-310	1/8"	0.75	0.50	0.02	----

1510

**SAE FLARE X INVERTED FLARE**




Part #	SAE Flare x Inv. Flare	A	Hex	Approx. Wt. Lbs.	
12-250	1/4" x 3/16"	1.03	0.43	0.02	----
12-252	1/4" x 1/4"	1.03	0.43	0.03	----
12-254	3/8" x 5/16"	1.34	0.63	0.08	----
12-256	3/8" x 3/8"	1.37	0.63	0.09	----
12-257	3/8" x 7/16"	1.40	0.68	0.10	----

4205

Dimension data can change without notice.  
Please call us when dimensions are critical.

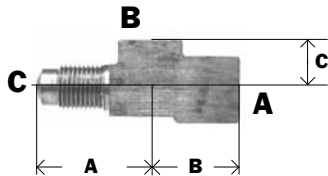
**METRIC HYDRAULIC BRAKE FITTINGS**

**METRIC ADAPTER**



Part #	Male	O.D.	A	Hex	Approx. Wt. Lbs.	
12-335	M10x1.0	3/16"(3/8-24)	1.02	0.50	0.02	----
12-326	M11x1.5	3/16"(M10x1.0)	1.06	0.50	0.02	----
12-327	M12x1.0	3/16"(M10x1.0)	1.02	0.53	0.04	----
12-328	M16x1.5	3/16"(M10x1.0)	1.02	0.56	0.06	----


**METRIC TOWED TRAILER BRAKE TEE**



Part #	A	B	C	Approx. Wt. Lbs.	
12-333	3/16" (M12x1.0) 1.03	3/16" (3/8-24) 0.75	3/16" (M12x1.0) 0.49	0.16	----


\* Bubble flare type

**ADAPTER STANDARD TO METRIC BUBBLE**



Part #	Female	Male	A	Hex	Reference #	Approx. Wt. Lbs.	
12-337	3/16" (3/8-24)	4.762(3/16") (10x1.25)	1.00	0.50	7970	0.02	----
12-339	3/16" (3/8-24)	13x1.5	1.03	0.56	7972	0.04	----
12-341	3/16" (3/8-24)	12x1.0	1.02	0.53	7974	0.04	----

**METRIC UNION**



Part #	Size	A	Hex	Reference #	Approx. Wt. Lbs.	
12-343	3/16"(10.0MM)	1.04	0.56	7975	0.04	----

**JIC 37° FLARE**

Thread Chart	
Size	JIC Thread
1/8	5/16-24
3/16	3/8-24
1/4	7/16-20
5/16	1/2-20
3/8	9/16-18
1/2	3/4-16
5/8	7/8-14
3/4	1-1/16-12
1	1-5/16-12

**STRAIGHT**



Part #	JIC Thread	Pipe Size	
28-701	7/16-20	1/8	----
28-702	7/16-20	1/4	----
28-703	7/16-20	3/8	----
28-704	1/2-20	1/8	----
28-705	1/2-20	1/4	----
28-706	9/16-18	1/8	----
28-707	9/16-18	1/4	----
28-708	9/16-18	3/8	----
28-709	9/16-18	1/2	----
28-710	3/4-16	1/4	----
28-711	3/4-16	3/8	----
28-712	3/4-16	1/2	----
28-713	3/4-16	3/4	----
28-714	7/8-14	3/8	----
28-715	7/8-14	1/2	----
28-716	7/8-14	3/4	----
28-717	1-1/16-12	3/4	----
28-718	1-5/16-12	1	----

**45° FORGED ELBOW**



Part #	JIC Thread	Pipe Size	
28-722F	7/16-20	1/8	----
28-724F	7/16-20	1/4	----
28-728F	1/2-20	1/4	----
28-729F <sup>1</sup>	9/16-18	1/8	----
28-731F	9/16-18	1/4	----
28-733F	9/16-18	3/8	----
28-734F	9/16-18	1/2	----
28-736F	3/4-16	3/8	----
28-738F	3/4-16	1/2	----
28-740F	7/8-14	1/2	----
28-742F	1-1/16-12	3/4	----

**BULKHEAD TUBE UNION**



Part #	JIC Thread	
28-797	9/16-18	----
28-955	1-1/16-12	----

**90° FORGED ELBOW**



Part #	JIC Thread	Pipe Size	
28-760F	7/16-20	1/8	----
28-762F	7/16-20	1/4	----
28-766F	1/2-20	1/4	----
28-768F	9/16-18	1/8	----
28-770F	9/16-18	1/4	----
28-772F	9/16-18	3/8	----
28-773F	9/16-18	1/2	----
28-774F	3/4-16	3/8	----
28-777F	3/4-16	1/2	----
28-778F	3/4-16	3/4	----
28-780F	7/8-14	1/2	----
28-781F	1-1/16-12	1/2	----
28-783F	1-1/16-12	3/4	----
28-784F	1-5/16-12	3/4	----
28-786F	1-5/16-12	1	----

**BRASS FITTINGS**

**STRAIGHT SWIVEL ADAPTER**



Part #	JIC Thread	Pipe Size	
28-753	9/16-18	1/4	----
28-754	9/16-18	3/8	----
28-756	3/4-16	1/2	----

**FEMALE STRAIGHT ADAPTER**



Part #	JIC Thread	Pipe Size	
28-957	7/16-20	1/8	----
28-958	7/16-20	1/4	----
28-959	9/16-18	1/4	----
28-960	9/16-18	3/8	----
28-961	3/4-16	3/8	----
28-962	3/4-16	1/2	----
28-963	7/8-14	1/2	----
28-964	1-1/16-12	3/4	----

**STRAIGHT TUBE UNION**



Part #	JIC Thread	
28-966	7/16-20	----
28-969	9/16-18	----
28-970	3/4-16	----
28-971	1-1/16-12	----
28-972	1-5/16-12	----

**TUBE TEE**



Part #	JIC Thread	List Price
28-981	7/16-20	----
28-982	9/16-18	----

**FEMALE ELBOW (FORGED BODY)**



Part #	JIC Thread	Pipe Size	
28-973	7/16-20	1/8	----
28-974	7/16-20	1/4	----
28-975	9/16-18	1/4	----



## BRASS FITTINGS

### POL BRASS FITTINGS (BOTTLE GAS)

Used for making connections in LP gas systems

POL Thread 880 - 14LH

Note: All bottle fittings are UL listed.

### TEE CHECK



POL-T1  
2000  
1000

Part #	Pipe Size	
34-001	M2000	----

### TAILPIECE WITH FLATS

1001AUL  
21605



POL-LPT  
POL-LTPH  
M-2001-A

Part #	Length	
34-011	2.34 w/ wrench Flats	----
34-012	2.13 w/ Hex	----

### STANDARD NUT

7/8" Hex



1001BUL  
POL-N  
21601  
M-2001-B

Part #	Pipe Size	
34-016	.880-14 LH	----

### TAILPIECE & NUT ASSEMBLY



2002AB

Part #	Pipe Size	
34-022	1/4	----

## POL ( BOTTLE GAS )

### POL CAP



POL-N5  
2004  
1004A  
M-2004

Part #	Pipe Size	
34-031	.880-14LH	----

### POL PLUG



1014A  
POL-P2  
2014  
M-2014

Part #	Pipe Size	
34-036	.880-14LH	----

### ADAPTERS

POL 2005  
POL 2006  
POL 2007



21607  
POL-U2  
1015

Part #	Pipe Size	
34-041	3/8 Flare x .880-14LH	----
34-046	1/2 Flare x .880-14LH	----
34-051	5/8 Flare x .880-14LH	----

### POL X 1/4 FPT



2008  
POL-U3B

Part #	Pipe Size	
34-056	.880-14LH POL x 1/4 FPT	----

### TAILPIECE & NUT ASSEMBLY



Part #	Size	
34-025	POL x 1/4 Barb	----

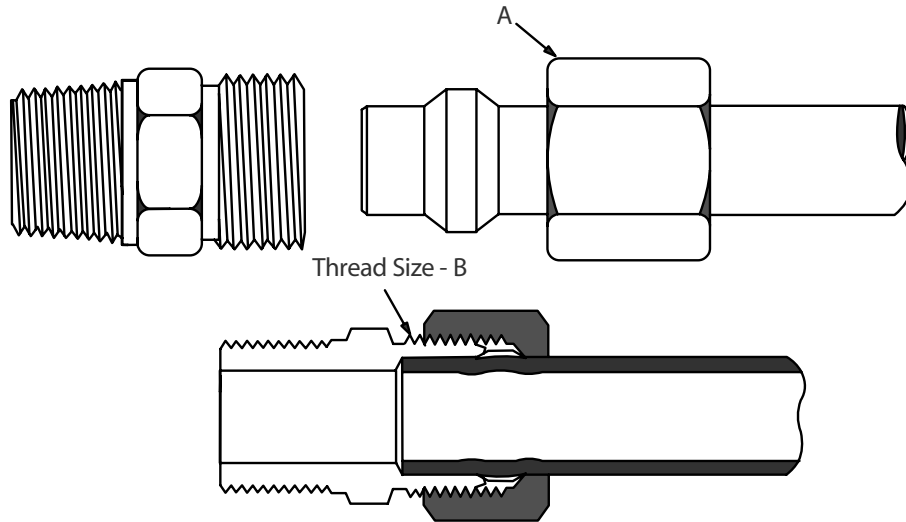
### CAP ORIFICE



GF6  
OH

Part #	Size	
34-032	72	----

# Compression Fittings



<b>Tube O.D.</b>	1/8	3/16	1/4	5/16	3/8	7/16	1/2	5/8	3/4	1
<b>Thread Size-B</b>	5/16-24	3/8-24	7/16-24	1/2-24	9/16-24	5/8-24	11/16-20	13/16-18	1-18	1-1/4-18

**•Typical Application**

Instrumentation, hydraulic and pneumatic systems.

**•Pressure**

Working pressure up to 2000 PSI with a 4:1 safety factor depending on tube size. When using plastic tubing, use the working pressure for type used.

**•Vibration**

Fair resistance - use long nut when greater vibration resistance is needed.

**•Temperature Range**

-65°F to +250°F (-53°C to +121°C) range at maximum operating pressures. (Refer to tubing temperature range.)

**•Material**

CA360 Brass for barstock fittings.  
CA377 Brass for forged fittings.

**•Used With**

Aluminum, copper, brass and plastic tubing. Plastic tubing requires insert. Not recommended for steel tubing.

**•Tolerance**

+/- .02 on all dimensions. Dimension data can change without notice. Please call us when dimensions are critical.

**• Conformance**

Meets specifications and standards of ASA, ASME and SAE.

**•Assembly Instructions**

- 1- Cut tubing to desired length.
- 2- Slide nut and then sleeve on tube. Threaded end "A" of nut must face toward fitting.
- 3- Insert tubing into fitting body. Be sure tubing is bottomed on fitting shoulder.
- 4- Lubricate threads and assemble nut to fitting body.
- 5- Tighten nut hand tight. From that point, tighten with a wrench the number of turns indicated in the chart below.

Tube Size	Additional Turns from Hand Tight
1/8" thru 1/4"	1-1/4"
5/16"	1-3/4"
3/8" thru 1"	2-1/4"

**•“L” at the end of a Part# means Light Pattern** -These fittings are completely interchangeable with full pattern fittings, but have been modified in some way. This modification is usually in the length of the pipe threads. Used in plumbing and light industrial applications.

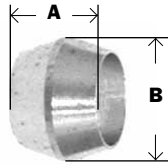
*Actual Profile of Compression Threads*



**BRASS SLEEVE**

**SAE# 060115**

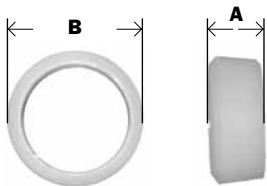
• FERRULES



60  
260

Part #	Size	A	B	Approx. Wt. Lbs.	
18-001	1/8"	0.19	0.19	0.01	----
18-002	3/16"	0.22	0.27	0.01	----
18-003	1/4"	0.25	0.34	0.01	----
18-004	5/16"	0.25	0.41	0.01	----
18-005	3/8"	0.25	0.47	0.02	----
18-006	7/16"	0.31	0.53	0.02	----
18-007	1/2"	0.38	0.59	0.02	----
18-008	5/8"	0.38	0.71	0.03	----
18-009	3/4"	0.44	0.87	0.03	----
18-010	7/8"	0.41	0.99	0.03	----

**DELTRIN SLEEVE**

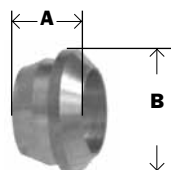


60-P

Part #	Size	A	B	Approx. Wt. Lbs.	
18-015	1/4"	0.19	0.37	0.01	----
18-016	5/16"	0.19	0.43	0.01	----
18-017	3/8"	0.19	0.50	0.02	----
18-018	1/2"	0.25	0.63	0.02	----
18-019	5/8"	0.22	0.74	0.02	----
18-020	3/4"	0.25	0.93	0.03	----

**SELF-ALIGN SLEEVE**

601



Part #	Size	A	B	Approx. Wt. Lbs.	
27-001	1/8"	0.19	0.25	0.01	----
27-002	3/16"	0.20	0.31	0.01	----
27-003	1/4"	0.21	0.37	0.02	----
27-005	3/8"	0.23	0.50	0.03	----
27-006	1/2"	0.35	0.62	0.03	----


\* Note: To buy compression fittings with self-align sleeve, simply delete the 18- prefix on the same size compression fitting and substitute 27- prefix. Pricing available upon request.

Dream as if you'll live forever. Live as if you'll die today.

- James Dean

**BRASS INSERT**

• SLEEVE

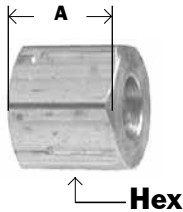


63-BI  
60AE  
2030  
63PT

Part #	Size	A	B	Approx. Wt. Lbs.	
22-008	1/8"	0.46	0.080	0.01	----
22-009	3/16"	0.45	0.135	0.01	----
22-009A	3/16"	0.52	0.095	0.01	----
22-010	1/4"	0.50	0.163	0.02	----
22-010A	1/4"	0.59	0.125	0.02	----
22-010B	1/4"	0.53	0.172	0.02	----
22-011A	5/16"	0.50	0.232	0.02	----
22-011	5/16"	0.53	0.187	0.02	----
22-012	3/8"	0.56	0.250	0.03	----
22-013	1/2"	0.72	0.372	0.03	----
22-014	5/8"	0.72	0.483	0.03	----
22-015	3/4"	1.03	0.563	0.03	----

**BRASS NUT**

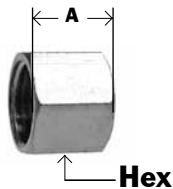
SAE# 060110



61  
261

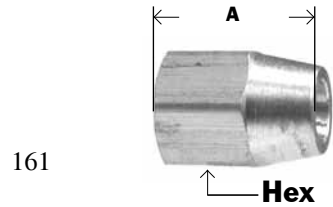
Part #	Size	A	Hex	Approx. Wt. Lbs.	
18-033	1/8"	0.38	0.37	0.01	----
18-034	3/16"	0.41	0.43	0.01	----
18-035L	1/4"	0.44	0.50	0.02	----
18-035	1/4"	0.44	0.50	0.02	----
18-036	5/16"	0.44	0.56	0.02	----
18-037L	3/8"	0.47	0.62	0.04	----
18-037	3/8"	0.47	0.62	0.04	----
18-038	7/16"	0.50	0.68	0.04	----
18-039L	1/2"	0.56	0.75	0.04	----
18-039	1/2"	0.62	0.81	0.04	----
18-040L	5/8"	0.56	0.87	0.06	----
18-040	5/8"	0.62	0.94	0.06	----
18-041	3/4"	0.68	1.12	0.08	----
18-042	7/8"	0.62	1.25	0.10	----

**NICKEL PLATED NUT**



Part #	Size	A	Hex	Approx. Wt. Lbs.	
18-054	1/4"	0.44	0.50	0.02	----
18-055	3/8"	0.45	0.62	0.02	----
18-056	1/2"	0.56	0.75	0.04	----
18-057	5/8"	0.56	0.94	0.04	----

**LONG NUT COMPRESSION**




161

Part #	Size	A	Hex	Approx. Wt. Lbs.	
24-003	1/4"	0.75	0.50	0.02	----
24-004	5/16"	0.84	0.56	0.02	----
24-005	3/8"	0.97	0.62	0.04	----
24-006	1/2"	1.06	0.81	0.06	----

\* Note: To buy compression fittings with long nut, simply delete the 18- prefix on the same size compression fitting and substitute a 24- prefix. Pricing available upon request. 72 hour lead time.


**CAPTIVE SLEEVE NUT**



Part #	Size	A	Hex	Approx. Wt. Lbs.	
26-001	1/8"	0.38	0.37	0.02	----
26-002	3/16"	0.40	0.43	0.02	----
26-003	1/4"	0.40	0.50	0.04	----
26-004	5/16"	0.44	0.56	0.04	----
26-005	3/8"	0.46	0.62	0.06	----
26-007	1/2"	0.50	0.75	0.08	----
26-008	5/8"	0.51	0.87	0.10	----

\* Note: To buy compression fittings with captive sleeve, simply delete the 18- prefix on the same size compression fitting and substitute a 26- prefix. Pricing available upon request. 72 hour lead time.

**BREAK-AWAY NUT**

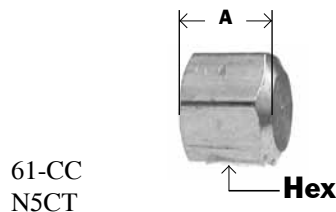


181-BA  
21604  
99LB  
81LB

Part #	Size	A	Hex	Approx. Wt. Lbs.	
16-090	3/16"	0.57	0.37	0.02	----
16-010	1/4"	0.62	0.43	0.02	----

\* Threaded sleeve fittings on page 83.

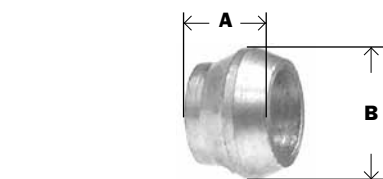
**CAP**



61-CC  
N5CT

Part #	Size	A	Hex	Approx. Wt. Lbs.	
18-047	1/4"	0.44	0.50	0.02	----
18-048	3/8"	0.40	0.62	0.04	----
18-049	1/2"	0.48	0.75	0.06	----
18-050	5/8"	0.56	0.94	0.10	----

**COMPRESSION PLUG**




CSP

Part #	Size	A	B	Approx. Wt. Lbs.	
18-029	3/8"	0.31	0.47	0.04	----
18-030	1/2"	0.34	0.59	0.06	----

**UNION**


**SAE# 060101BA**



M-62

Part #	Size	A	Hex	Approx. Wt. Lbs.	
18-062	1/8"	0.64	0.31	0.03	----
18-063	3/16"	0.75	0.37	0.04	----
18-064L	1/4"	0.79	0.43	0.06	----
18-064	1/4"	0.81	0.43	0.06	----
18-065	5/16"	0.88	0.50	0.06	----
18-066L	3/8"	0.96	0.56	0.09	----
18-066	3/8"	0.98	0.56	0.10	----
18-067	7/16"	1.02	0.62	0.12	----
18-068L	1/2"	1.06	0.68	0.16	----
18-068	1/2"	1.25	0.68	0.16	----
18-069L	5/8"	1.43	0.81	0.24	----
18-069	5/8"	1.25	0.81	0.26	----
18-070	3/4"	1.41	1.00	0.35	----
18-071L	7/8"	1.03	1.12	0.34	----
18-071	7/8"	1.00	1.12	0.36	----

**REDUCING UNION**




62-R

Part #	Size	A	Hex	Approx. Wt. Lbs.	
18-076	1/4" x 1/8"	0.73	0.44	0.04	----
18-077	1/4" x 3/16"	0.78	0.44	0.06	----
18-078	5/16" x 1/4"	0.81	0.50	0.06	----
18-079	3/8" x 1/4"	0.90	0.56	0.10	----
18-080	3/8" x 5/16"	0.94	0.56	0.10	----
18-081	1/2" x 3/8"	1.03	0.68	0.12	----
18-082	5/8" x 3/8"	1.03	0.81	0.15	----
18-083	5/8" x 1/2"	1.10	0.81	0.15	----
18-084	7/8" x 5/8"	1.23	1.18	0.20	----

**BULKHEAD UNIONS**

**SAE# 060101**



62BH  
75  
274

Part #	Size	A	Hex 1	Hex 2	Approx. Wt. Lbs.	
18-088	1/4"	1.58	0.56	0.56	0.10	----
18-090	3/8"	1.76	0.68	0.68	0.14	----

In mathematics you don't understand things. You just get used to them.

**- Johann von Neumann**

Dimension data can change without notice.  
Please call us when dimensions are critical.

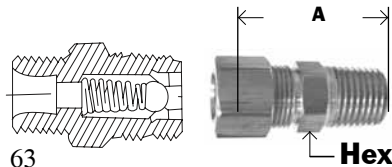
**BULKHEAD NUTS**



20102

Part #	Size	A	Hex	Approx. Wt. Lbs.	
18-097	1/4"	0.25	0.56	0.02	----
18-099	3/8"	0.25	0.68	0.04	----
18-100	1/2"	0.38	0.94	0.06	----

**BALL CHECK VALVE - Min. Working pressure 3 psi.**

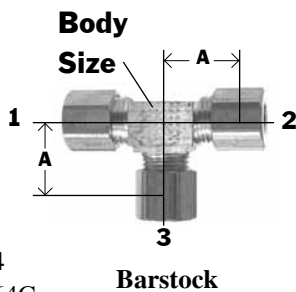
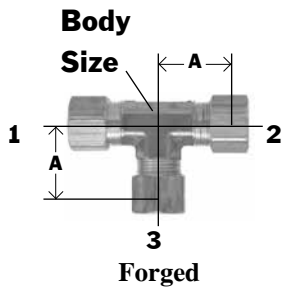


63  
263  
63A

Part #	Tube OD x Male NPTF	A	Hex	Approx. Wt. Lbs.	
18-092	1/8" x 1/8"	0.78	0.44	0.04	----
18-094	1/4" x 1/8"	0.88	0.44	0.04	----
18-096	3/8" x 1/4"	1.16	0.56	0.08	----

**TEE**

**SAE# 060401**

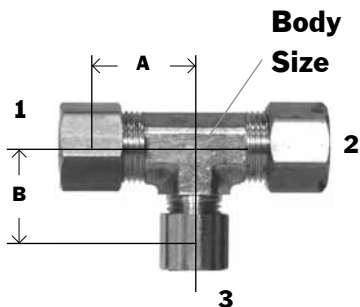


64  
264C

Part #	Size	A	Body Size	Approx. Wt. Lbs.	
18-101	1/8"	0.61	0.37	0.04	----
18-101B*	1/8"	0.62	0.33	0.04	----
18-102	3/16"	0.59	0.36	0.08	----
18-102B*	3/16"	0.60	0.38	0.08	----
18-103	1/4"	0.63	0.36	0.10	----
18-103B*	1/4"	0.62	0.49	0.10	----
18-104	5/16"	0.72	0.50	0.13	----
18-104B*	5/16"	0.60	0.50	0.14	----
18-105	3/8"	0.75	0.50	0.16	----
18-105B*	3/8"	0.73	0.59	0.16	----
18-106	1/2"	0.94	0.59	0.22	----
18-106B*	1/2"	0.94	0.69	0.24	----
18-107	5/8"	1.06	0.69	0.28	----
18-108	3/4"	1.22	0.88	0.32	----
18-109	7/8"	1.25	0.94	0.34	----

\* Barstock

**FORGED REDUCING TEE**

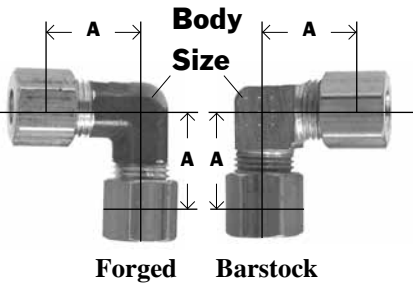


64-R

Part #	Size 1 x 2 x 3	A	B	Body Size	Approx. Wt. Lbs.	
18-114	1/4" x 1/4" x 1/8"	0.62	0.59	0.38	0.09	----
18-110	1/4" x 1/4" x 3/8"	0.69	0.75	0.50	0.14	----
18-111	3/8" x 1/4" x 1/4"	0.75	0.69	0.50	0.12	----
18-115	3/8" x 3/8" x 1/4"	0.75	0.69	0.50	0.14	----
18-116	1/2" x 1/2" x 1/4"	0.94	0.81	0.59	0.16	----
18-117	1/2" x 1/2" x 3/8"	0.94	0.81	0.59	0.24	----
18-118	5/8" x 5/8" x 3/8"	1.06	0.94	0.69	0.28	----
18-119	5/8" x 5/8" x 1/2"	1.06	1.06	0.69	0.30	----

**UNION ELBOW**

**SAE# 060201**

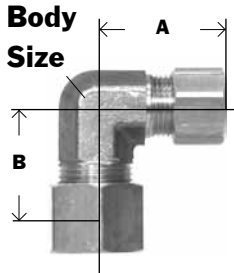


65  
BSE2  
165C  
265C

Part #	Size	A	Body Size	Approx. Wt. Lbs.	
18-122B*	1/8"	0.62	0.35	0.04	----
18-123	3/16"	0.61	0.37	0.06	----
18-123B*	3/16"	0.62	0.41	0.06	----
18-124	1/4"	0.66	0.38	0.08	----
18-124B*	1/4"	0.60	0.48	0.08	----
18-125	5/16"	0.69	0.47	0.09	----
18-125B*	5/16"	0.62	0.52	0.09	----
18-126	3/8"	0.72	0.43	0.12	----
18-127	1/2"	0.94	0.59	0.19	----
18-127B*	1/2"	0.94	0.71	0.19	----
18-128	5/8"	1.06	0.72	0.26	----
18-129	3/4"	1.19	0.94	0.48	----
18-130	7/8"	1.25	0.94	0.44	----

\* Barstock


**REDUCING ELBOW - Forged**



65-R

Part #	Size	A	B	Body Size	Approx. Wt. Lbs.	
18-135	3/8" x 1/4"	0.69	0.75	0.47	0.12	----
18-136	1/2" x 3/8"	0.88	0.94	0.59	0.15	----
18-137	5/8" x 3/8"	0.88	0.97	0.56	0.18	----


**TANK ADAPTER DRILLED THRU (NO STOP)**



68-T  
682C  
80F

Part #	Comp. X Male NPTF	A	Hex	Approx. Wt. Lbs.	
18-208	1/4" x 1/8"	0.88	0.43	0.04	----
18-209	1/4" x 1/4"	0.99	0.56	0.05	----
18-210	3/8" x 1/4"	1.16	0.56	0.05	----
18-211	3/8" x 3/8"	1.09	0.68	0.08	----
18-212	3/8" x 1/2"	1.19	0.87	0.10	----
18-213	1/2" x 3/8"	1.22	0.68	0.12	----
18-214	1/2" x 1/2"	1.09	0.81	0.14	----
18-215	5/8" x 1/2"	1.12	0.81	0.18	----

**COMP X SWEAT ADAPTER**




66-S

Part #	Comp. X Sweat Adapter	A	Hex	Approx. Wt. Lbs.	
18-171	3/8" x 1/2" nom.swt.	0.98	0.75	0.08	----



**FEMALE ADAPTER**

**SAE# 060103**



66

Part #	Comp. X Female NPTF	A	Hex	Approx. Wt. Lbs.	
18-142	1/8" x 1/8"	0.75	0.56	0.02	----
18-143	3/16" x 1/8"	0.78	0.56	0.04	----
18-144	3/16" x 1/4"	0.96	0.68	0.04	----
18-145L	1/4" x 1/8"	0.84	0.50	0.05	----
18-145	1/4" x 1/8"	0.78	0.56	0.05	----
18-146L	1/4" x 1/4"	0.88	0.62	0.09	----
18-146	1/4" x 1/4"	1.03	0.68	0.09	----
18-147	1/4" x 3/8"	1.00	0.81	0.10	----
18-148	1/4" x 1/2"	1.02	0.87	0.12	----
18-149	5/16" x 1/8"	0.81	0.56	0.05	----
18-150	5/16" x 1/4"	0.91	0.62	0.06	----
18-152	3/8" x 1/8"	0.88	0.56	0.06	----
18-153L	3/8" x 1/4"	0.97	0.62	0.08	----
18-153	3/8" x 1/4"	1.06	0.68	0.08	----
18-154L	3/8" x 3/8"	1.03	0.75	0.08	----
18-154	3/8" x 3/8"	1.06	0.81	0.10	----
18-155	3/8" x 1/2"	1.12	1.00	0.08	----
18-156	3/8" x 3/4"	1.19	1.16	0.14	----
18-157	1/2" x 1/4"	1.09	0.68	0.10	----
18-158L	1/2" x 3/8"	0.94	0.81	0.12	----
18-158	1/2" x 3/8"	1.12	0.81	0.12	----
18-159L	1/2" x 1/2"	1.19	1.00	0.12	----
18-159	1/2" x 1/2"	1.31	1.00	0.12	----
18-160	1/2" x 3/4"	1.25	1.16	0.18	----
18-161	5/8" x 3/8"	1.03	0.81	0.12	----
18-162L	5/8" x 1/2"	1.20	0.94	0.18	----
18-162	5/8" x 1/2"	1.38	1.00	0.18	----
18-163	5/8" x 3/4"	1.20	1.12	0.22	----
18-164	3/4" x 1/2"	1.25	1.06	0.26	----
18-165	3/4" x 3/4"	1.28	1.19	0.28	----
18-167	7/8" x 1/2"	1.28	1.19	0.32	----
18-166	7/8" x 3/4"	1.31	1.12	0.34	----

**BRASS**


The fight is won or lost far away from witnesses - behind the lines, in the gym, and out there on the road, long before I dance under those lights.

- Muhammad Ali

Dimension data can change without notice.  
Please call us when dimensions are critical.

**MALE ADAPTER**

**SAE# 060102**



68

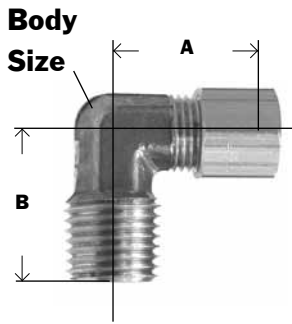
Part #	Comp. X Male NPTF	A	Hex	Approx. Wt. Lbs.	
18-175	1/8" x 1/16"	0.78	0.37	0.02	----
18-176	1/8" x 1/8"	0.78	0.43	0.04	----
18-177	3/16" x 1/8"	0.84	0.43	0.04	----
18-178	3/16" x 1/4"	0.94	0.56	0.06	----
18-179L	1/4" x 1/8"	0.88	0.56	0.04	----
18-179	1/4" x 1/8"	0.88	0.43	0.04	----
18-180L	1/4" x 1/4"	0.94	0.56	0.05	----
18-180	1/4" x 1/4"	1.06	0.56	0.06	----
18-181	1/4" x 3/8"	1.03	0.68	0.08	----
18-182	1/4" x 1/2"	1.09	0.81	0.10	----
18-183	5/16" x 1/8"	0.91	0.50	0.05	----
18-184L	5/16" x 1/4"	1.01	0.56	0.06	----
18-184	5/16" x 1/4"	1.09	0.56	0.06	----
18-185	5/16" x 3/8"	1.06	0.68	0.07	----
18-186	5/16" x 1/2"	1.14	0.87	0.10	----
18-187L	3/8" x 1/8"	0.94	0.56	0.06	----
18-187	3/8" x 1/8"	0.97	0.56	0.06	----
18-188L	3/8" x 1/4"	1.03	0.56	0.06	----
18-188	3/8" x 1/4"	1.16	0.56	0.07	----
18-189L	3/8" x 3/8"	1.09	0.68	0.08	----
18-189	3/8" x 3/8"	1.14	0.69	0.08	----
18-190L	3/8" x 1/2"	1.19	0.88	0.12	----
18-190	3/8" x 1/2"	1.34	0.87	0.13	----
18-191	3/8" x 3/4"	1.29	1.06	0.16	----
18-192	7/16" x 1/4"	1.06	0.62	0.10	----
18-204	7/16" x 3/8"	1.10	0.68	0.12	----
18-193L	1/2" x 1/4"	1.09	0.69	0.11	----
18-193	1/2" x 1/4"	1.22	0.68	0.11	----
18-194L	1/2" x 3/8"	1.16	0.68	0.12	----
18-194	1/2" x 3/8"	1.16	0.69	0.12	----
18-195L	1/2" x 1/2"	1.09	0.81	0.12	----
18-195	1/2" x 1/2"	1.41	0.87	0.19	----
18-196	1/2" x 3/4"	1.38	1.06	0.22	----
18-197	5/8" x 3/8"	1.22	0.81	0.24	----
18-198	5/8" x 1/2"	1.12	0.81	0.24	----
18-199	5/8" x 3/4"	1.31	1.06	0.26	----
18-200	3/4" x 1/2"	1.44	1.00	0.26	----
18-201	3/4" x 3/4"	1.50	1.06	0.26	----
18-202	7/8" x 1/2"	1.18	1.12	0.26	----
18-203	7/8" x 3/4"	1.22	1.12	0.28	----
18-205	7/8" x 1"	1.67	1.37	0.32	----

Always be a first-rate version of yourself, instead of a second-rate version of someone else.

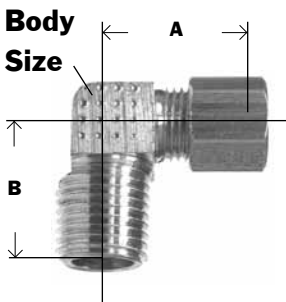
- Judy Garland

**MALE ELBOW**

**SAE# 060202**



**Forged**



**Barstock**

69  
269C  
BSE1  
169C

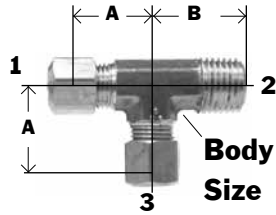
Part #	Comp. X Male NPTF	A	B	Body Size	Approx. Wt. Lbs.	
18-220	1/8" x 1/8"	0.59	0.75	0.34	0.02	----
18-220B*	1/8" x 1/8"	0.60	0.67	0.43	0.04	----
18-221	3/16" x 1/8"	0.63	0.72	0.34	0.04	----
18-221B*	3/16" x 1/8"	0.62	0.69	0.43	0.06	----
18-223	3/16" x 1/4"	0.60	0.81	0.39	0.05	----
18-224	1/4" x 1/8"	0.60	0.75	0.37	0.06	----
18-224B*	1/4" x 1/8"	0.62	0.75	0.43	0.06	----
18-225	1/4" x 1/4"	0.65	0.94	0.36	0.08	----
18-225B*	1/4" x 1/4"	0.61	0.81	0.56	0.08	----
18-226	1/4" x 3/8"	0.75	0.91	0.47	0.08	----
18-227	1/4" x 1/2"	0.81	1.13	0.56	0.12	----
18-228	5/16" x 1/8"	0.66	0.75	0.47	0.06	----
18-228B*	5/16" x 1/8"	0.62	0.75	0.42	0.06	----
18-229	5/16" x 1/4"	0.66	0.81	0.47	0.07	----
18-229B*	5/16" x 1/4"	0.69	0.84	0.57	0.08	----
18-230	5/16" x 3/8"	0.75	0.91	0.47	0.10	----
18-231	5/16" x 1/2"	0.84	1.12	0.56	0.12	----
18-232	3/8" x 1/8"	0.72	0.66	0.39	0.06	----
18-232B*	3/8" x 1/8"	0.69	0.69	0.57	0.06	----
18-233	3/8" x 1/4"	0.75	0.82	0.46	0.08	----
18-233B*	3/8" x 1/4"	0.75	0.94	0.57	0.08	----
18-234	3/8" x 3/8"	0.81	0.94	0.46	0.10	----
18-234B*	3/8" x 3/8"	0.71	0.83	0.69	0.10	----
18-235	3/8" x 1/2"	0.87	1.12	0.56	0.14	----
18-235B*	3/8" x 1/2"	0.88	1.16	0.94	0.14	----
18-248	3/8" x 3/4"	1.03	1.19	0.81	0.18	----
18-247	7/16" x 1/4"	0.84	1.00	0.56	0.14	----
18-236	1/2" x 1/4"	0.88	0.97	0.56	0.14	----
18-237	1/2" x 3/8"	0.88	1.03	0.56	0.19	----
18-237B*	1/2" x 3/8"	0.94	1.12	0.70	0.19	----
18-238	1/2" x 1/2"	0.94	1.13	0.59	0.17	----
18-238B*	1/2" x 1/2"	0.94	1.31	0.86	0.17	----
18-239	1/2" x 3/4"	1.16	1.25	0.81	0.18	----
18-240	5/8" x 3/8"	1.06	1.12	0.68	0.18	----
18-241	5/8" x 1/2"	1.06	1.16	0.68	0.20	----
18-241B*	5/8" x 1/2"	1.06	1.31	0.86	0.20	----
18-242	5/8" x 3/4"	1.16	1.31	0.81	0.24	----
18-243	3/4" x 1/2"	1.19	1.31	0.94	0.26	----
18-245	3/4" x 3/4"	1.19	1.38	0.94	0.30	----
18-246	7/8" x 3/4"	1.25	1.38	0.94	0.35	----

\* Barstock

Dimension data can change without notice.  
Please call us when dimensions are critical.

**BRASS**

**FORGED MALE RUN TEE**

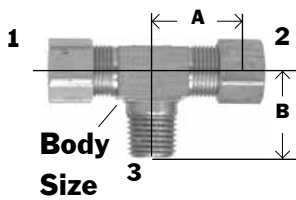
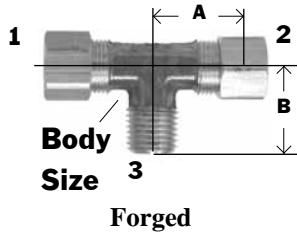


71  
171C  
BST3

Part #	Comp. X Male NPTF (1&3) X 2	A	B	Body Size	Approx. Wt. Lbs.	
18-272	1/8" x 1/8"	0.63	0.69	0.36	0.06	----
18-273	3/16" x 1/8"	0.63	0.69	0.36	0.07	----
18-274	1/4" x 1/8"	0.63	0.75	0.36	0.08	----
18-275	1/4" x 1/4"	0.69	0.88	0.44	0.10	----
18-276	5/16" x 1/8"	0.72	0.75	0.50	0.10	----
18-277	5/16" x 1/4"	0.75	0.88	0.44	0.10	----
18-278	3/8" x 1/8"	0.75	0.75	0.50	0.14	----
18-279	3/8" x 1/4"	0.79	0.87	0.44	0.18	----
18-280	3/8" x 3/8"	0.88	1.00	0.47	0.20	----
18-281	1/2" x 3/8"	0.94	1.09	0.59	0.24	----
18-282	1/2" x 1/2"	0.97	1.19	0.69	0.26	----
18-283	5/8" x 1/2"	1.06	1.31	0.69	0.28	----
18-284	3/4" x 1/2"	1.22	1.34	0.88	0.30	----

**MALE BRANCH TEE**

**SAE# 060203**



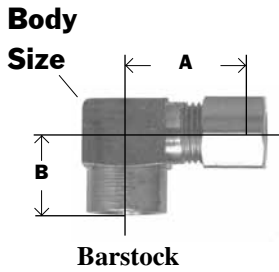
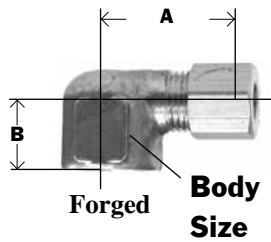
72  
BST1  
172C

Part #	Comp. X Male NPTF (1&2) X 3	A	B	Body Size	Approx. Wt. Lbs.	
18-290	3/16" x 1/8"	0.63	0.69	0.36	0.08	----
18-291	1/4" x 1/8"	0.62	0.75	0.36	0.10	----
18-291B*	1/4" x 1/8"	0.64	0.73	0.45	0.10	----
18-292	1/4" x 1/4"	0.69	0.86	0.44	0.10	----
18-293	5/16" x 1/8"	0.72	0.75	0.50	0.11	----
18-294	5/16" x 1/4"	0.75	0.88	0.44	0.12	----
18-295	3/8" x 1/8"	0.75	0.75	0.50	0.14	----
18-296	3/8" x 1/4"	0.78	0.88	0.44	0.16	----
18-296B*	3/8" x 1/4"	0.78	0.91	0.62	0.16	----
18-297	3/8" x 3/8"	0.78	0.97	0.47	0.18	----
18-298	3/8" x 1/2"	0.88	1.22	0.69	0.20	----
18-304	1/2" x 1/4"	0.94	0.97	0.59	0.22	----
18-299B*	1/2" x 3/8"	0.96	1.09	0.70	0.24	----
18-299	1/2" x 3/8"	0.94	1.12	0.59	0.24	----
18-300	1/2" x 1/2"	0.97	1.19	0.69	0.30	----
18-301	5/8" x 1/2"	1.06	1.31	0.69	0.32	----
18-302	3/4" x 1/2"	1.22	1.34	0.88	0.50	----
18-303	3/4" x 3/4"	1.25	1.50	0.88	0.54	----

\* Barstock

**FEMALE ELBOW**

**SAE# 060203**

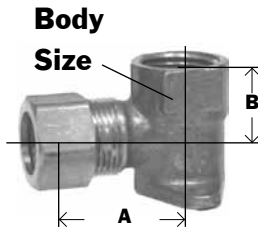


70  
270C  
BSE3  
170C

Part #	Comp. X Female NPTF	A	B	Body Size	Approx. Wt. Lbs.	
18-251	1/8" x 1/8"	0.69	0.56	0.56	0.04	----
18-252	3/16" x 1/8"	0.69	0.47	0.56	0.04	----
18-253	1/4" x 1/8"	0.69	0.47	0.56	0.06	----
18-253B*	1/4" x 1/8"	0.69	0.56	0.56	0.06	----
18-254	1/4" x 1/4"	0.75	0.50	0.72	0.08	----
18-267	1/4" x 3/8"	0.81	0.58	0.81	0.08	----
18-268	1/4" x 1/2"	0.89	0.66	1.00	0.10	----
18-255	5/16" x 1/8"	0.72	0.84	0.47	0.08	----
18-256	5/16" x 1/4"	0.78	0.50	0.72	0.09	----
18-257	3/8" x 1/8"	0.75	0.84	0.47	0.10	----
18-258	3/8" x 1/4"	0.84	0.59	0.75	0.10	----
18-259	3/8" x 3/8"	0.88	0.58	0.81	0.12	----
18-260	3/8" x 1/2"	0.97	0.66	1.00	0.14	----
18-250	3/8" x 3/4"	1.09	0.72	1.25	0.18	----
18-261	1/2" x 1/4"	1.06	0.70	0.88	0.18	----
18-262	1/2" x 3/8"	1.00	0.70	0.88	0.16	----
18-263	1/2" x 1/2"	1.03	0.72	1.00	0.20	----
18-270	1/2" x 3/4"	1.16	0.72	1.25	0.23	----
18-269	5/8" x 3/8"	1.09	0.77	1.00	0.20	----
18-264	5/8" x 1/2"	1.09	0.77	1.00	0.22	----
18-265	5/8" x 3/4"	1.22	0.77	1.25	0.24	----
18-266	3/4" x 1/2"	1.25	1.25	0.94	0.28	----

\* Barstock

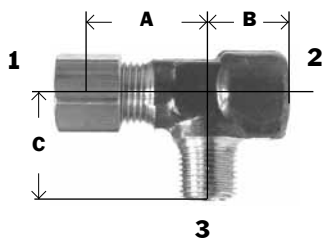
**FORGED DROP-EAR ELBOW**



BSE3-DE

Part #	Comp. X Female NPTF	A	B	Body Size	Approx. Wt. Lbs.	
18-271	5/8" x 1/2"	1.18	0.72	1.00	0.18	----

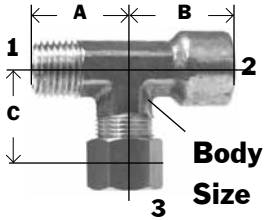
**FORGED TEE**



71  
171C  
BST3

Part #	Comp. X Female NPTF x Male NPTF 1x(2&3)	A	B	C	Approx. Wt. Lbs.	
18-307	1/4" x 1/8"	0.72	0.53	0.72	0.20	----

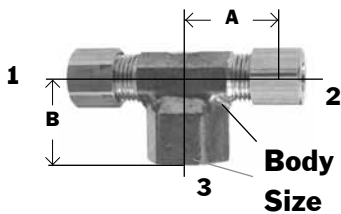
**ADAPTER TEE**



Part #	Male NPTF x Female NPTF x Comp. 3x (1&2)	A	B	C	Body Size	Approx. Wt. Lbs.	
18-314	1/8" x 1/4"	0.72	0.53	0.72	0.47	0.08	----
18-316	3/8" x 1/4"	0.84	0.97	0.81	0.47	0.10	----

76  
176C

**FORGED TEE**

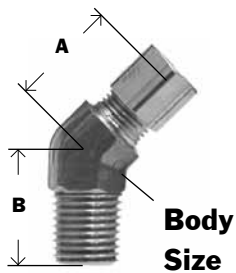


Part #	Comp. X Female NPTF (1&2)x3	A	B	Body Size	Approx. Wt. Lbs.	
18-321	1/4" x 1/8"	0.78	0.75	0.45	0.10	----
18-328	1/4" x 1/4"	0.78	0.75	0.44	0.12	----
18-325	3/8" x 1/8"	0.75	0.63	0.50	0.12	----
18-322	3/8" x 1/4"	0.81	0.97	0.47	0.14	----
18-323	3/8" x 3/8"	0.97	0.69	1.05	0.16	----
18-326	1/2" x 1/8"	0.94	0.75	0.59	0.20	----
18-324	1/2" x 3/8"	1.00	0.72	0.88	0.22	----
18-327	5/8" x 1/8"	1.06	0.81	0.69	0.26	----

78 2908  
BST4  
77  
177C

**45° ELBOW**

**SAE# 060302**




Part #	Comp. X Male NPTF	A	B	Body Size	Approx. Wt. Lbs.	
18-329	3/16" x 1/8"	0.40	0.63	0.41	0.04	----
18-330	1/4" x 1/8"	0.40	0.61	0.41	0.04	----
18-336	1/4" x 1/4"	0.59	0.84	0.53	0.06	----
18-331	5/16" x 1/8"	0.59	0.65	0.53	0.06	----
18-332	5/16" x 1/4"	0.59	0.83	0.53	0.08	----
18-333	3/8" x 1/4"	0.62	0.83	0.53	0.08	----
18-338	3/8" x 3/8"	0.75	0.95	0.59	0.10	----
18-334	1/2" x 3/8"	0.75	0.88	0.59	0.14	----
18-339	1/2" x 1/2"	0.94	1.14	0.75	0.14	----
18-335	5/8" x 1/2"	0.78	1.14	0.78	0.14	----

6945 273  
45BSE1 77  
74  
179C

Dimension data can change without notice.  
Please call us when dimensions are critical.

**GARDEN HOSE SWIVEL**

•WASHER INCLUDED



Part #	Compression x FGH	A	Hex 1	Hex 2	Approx. Wt. Lbs.	
30-050	1/4" x 3/4"	1.02	0.50	0.75	0.09	----
30-051	3/8" x 3/4"	1.04	0.62	0.75	0.12	----

**BRASS**

**DOUBLE COMPRESSION THREADED SLEEVE FITTINGS**

- Use with aluminum and copper tubing or plastic tubing with internal tube support. Not recommended for steel tubing.
- Easy to assemble, no flaring, two piece construction.
- For use on oil, air, water and grease lubrication systems.
- When design makes a dimension critical, contact us for information.

Tube OD	1/8	3/16	1/4	5/16	3/8
Thread	5/16-24	3/8-24	7/16-24	1/2-20	9/16-20
Working Pressure	500	500	500	250	250

\* For break away nut, see page 73.

**NUT**


181  
6100  
11



Part #	Size	A	Hex	Approx. Wt. Lbs.	
16-001	1/8"	0.50	0.37	0.02	----
16-002	3/16"	0.53	0.43	0.02	----
16-003	1/4"	0.56	0.50	0.04	----
16-004	5/16"	0.61	0.56	0.04	----
16-005	3/8"	0.61	0.62	0.04	----

**MALE ADAPTER**

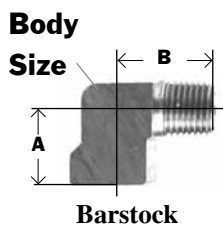
188  
6200  
12



Part #	THRD Sleeve x Male NPTF	A	Hex	Approx. Wt. Lbs.	
16-117	1/8" x *	0.62	0.43	0.02	----
16-118	1/8" x 1/8"	0.62	0.43	0.02	----
16-119	3/16" x 1/8"	0.69	0.43	0.02	----
16-121	1/4" x 1/8"	0.75	0.50	0.04	----
16-122	5/16" x 1/8"	0.89	0.56	0.04	----
16-123	3/8" x 1/4"	0.84	0.62	0.06	----

\* 1/4 - 28 Male Thread Tapered.

**90° ELBOW**



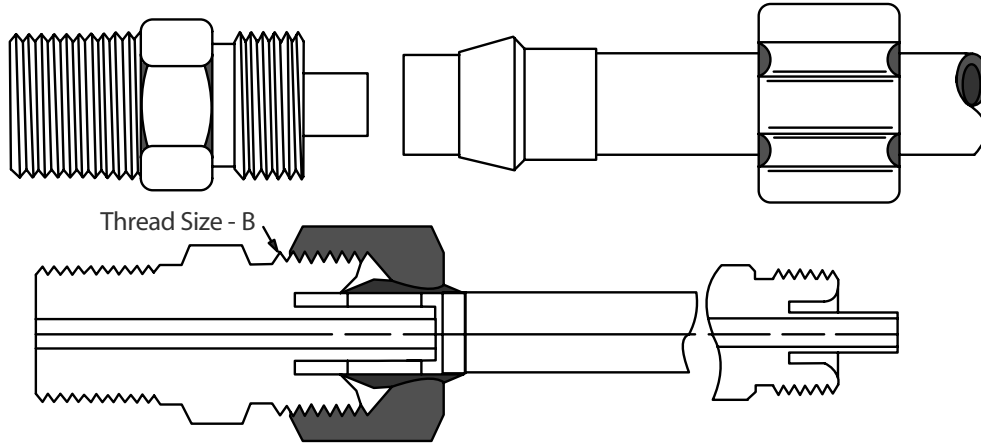
Part #	THRD Sleeve x Male NPTF	A	B	Body Size	Approx. Wt. Lbs.	
16-127	1/8" x *	0.50	0.52	0.41	0.02	----
16-128	1/8" x 1/8"	0.50	0.66	0.43	0.02	----
16-129	3/16" x 1/8"	0.56	0.62	0.44	0.02	----
16-130	1/4" x 1/8"	0.52	0.62	0.50	0.04	----

\* 1/4 - 28 Male Thread Tapered

189  
6400  
15

# Flareless

Flareless Brass Tube Fittings are Interchangeable with Poly-Flo®, Poly-Tite® and Poly-Line® and Poly-Fit®



Tube O.D.	1/8	3/16	1/4	1/4	5/16	3/8	1/2
Thread Size-B	5/16-24	3/8-24	3/8-24	3/8-24	7/16-24	1/2-24	11/16-20

**•Typical Application**

Pneumatic instrumentation circuits, lubricant and cooling lines.

**•Working Pressure and Temperature Ranges**

Up to 150 PSI from 0°F to + 150°F with thermoplastic tubing. Up to 300 PSI from 0°F to + 175°F with soft metal tubing.

**•Maximum allowable metal tube wall thickness for use with Poly-Tite fittings:**

1/8", 3/16" O.D. --no limitation,  
1/4" O.D.--.035 5/16", 3/8", 1/2" O.D.--.049

**•Vibration**

Excellent Resistance.

**•Temperature Range**

Depends on tubing used. -65°F to +250°F (-53°C to +121°C) with brass sleeve, -40°F to +150°F (-40°C to +66°C) with plastic sleeve. (Refer to tubing temperature range.)

**•Material**

CA360 Brass body, plastic or brass sleeve.

**•Used With**

Aluminum & copper tubing. Hard plastic tubing requires brass sleeve. Not recommended for steel tubing.

**• Tolerance**

+/- .02 on all dimensions. Dimension data can change without notice. Please call us when dimensions are critical.

**•Advantages**

No flaring of tubing required. Easy installation, captive sleeve, pre-assembled for installation and can be reassembled. Nuts rotate around the sleeve during tightening, preventing twisting of tubing.

**•Assembly Instructions**

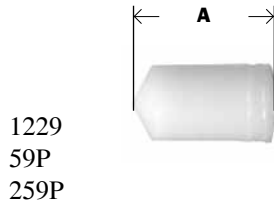
- 1- Cut tubing to desired length.
- 2- Slide nut/sleeve assembly on tube. Threaded end "A" of nut must face toward fitting.
- 3- Bottom tubing into fitting.
- 4- Plastic sleeve - Tighten nut hand tight.  
Brass Sleeve - Tighten nut hand tight, then an additional 3/4 turn.

Those who believe in telekinetics, raise my hand.

**- Kurt Vonnegut**

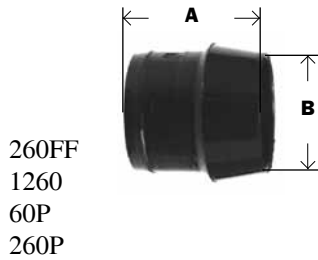


**PLASTIC CAP**



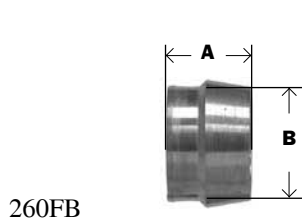
Part #	Tube O.D.	A	Approx. Wt. Lbs.	
20-201	1/4"	0.50	0.01	----
20-203	3/8"	0.56	0.01	----
20-204	1/2"	0.59	0.01	----

**PLASTIC SLEEVE**



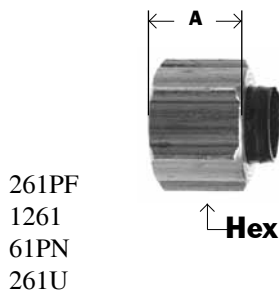
Part #	Tube O.D.	A	B	Approx. Wt. Lbs.	
20-205	1/4"	0.34	0.26	0.01	----
20-206	5/16"	0.39	0.32	0.01	----
20-207	3/8"	0.41	0.38	0.01	----
20-208	1/2"	0.44	0.51	0.01	----

**BRASS SLEEVE**



Part #	Tube O.D.	A	B	Approx. Wt. Lbs.	
20-380	1/8"	0.19	0.12	0.01	----
20-381	3/16"	0.30	0.19	0.01	----
20-382	1/4"	0.32	0.25	0.01	----
20-384	3/8"	0.37	0.38	0.02	----

**NUT AND PLASTIC SLEEVE ASSEMBLY**



Part #	Tube O.D.	A	Hex (Dia.)	Approx. Wt. Lbs.	
20-211	1/4"	0.43	0.43	0.02	----
20-212	5/16"	0.45	0.50	0.02	----
20-213	3/8"	0.49	0.56	0.04	----
20-214	1/2"	0.42	0.81	0.04	----

A journey of a thousand miles begins with a single step.

- Lao Tzu

**NUT**

61PN  
1261  
261FPN



Part #	Tube O.D.	A	Hex (Dia.)	Thread	Approx. Wt. Lbs.	
20-218	1/8"	0.37	0.37	5/16-24	0.01	----
20-219	3/16"	0.41	0.44	3/8-24	0.01	----
20-220	1/4"	0.34	0.44	3/8-24	0.02	----
20-221	5/16"	0.34	0.50	7/16-24	0.02	----
20-222	3/8"	0.38	0.56	1/2-24	0.04	----
20-223	1/2"	0.42	0.81	11/16-20	0.06	----

**UNIVERSAL NUT AND BRASS SLEEVE ASSEMBLY**


261PFB  
1261B  
61PB  
261UB



Part #	Tube O.D.	A	Hex	Approx. Wt. Lbs.	
20-227	1/8"	0.37	0.37	0.02	----
20-228	3/16"	0.41	0.44	0.02	----
20-229	1/4"	0.34	0.43	0.02	----
20-230	5/16"	0.34	0.50	0.02	----
20-231	3/8"	0.37	0.56	0.04	----
20-232	1/2"	0.42	0.81	0.04	----

**UNION TUBE #M62C**


262S  
62PCA  
262PC



Part #	Tube O.D.	A	Hex 1	Hex 2	Approx. Wt. Lbs.	
20-235	1/4"	0.75	0.44	0.50	0.04	----
20-237	3/8"	0.84	0.62	0.62	0.08	----

**UNION**

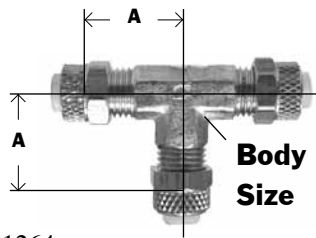
262PF  
1262  
62P  
262P



Part #	Tube O.D.	A	Hex	Approx. Wt. Lbs.	
20-240	1/8"	0.66	0.31	0.02	----
20-241	3/16"	0.75	0.37	0.04	----
20-242	1/4"	0.69	0.37	0.04	----
20-243	5/16"	0.69	0.44	0.04	----
20-244	3/8"	0.72	0.50	0.10	----
20-200	3/8" x 1/4"	0.72	0.50	0.08	----
20-245	1/2"	0.84	0.69	0.14	----

Dimension data can change without notice.  
Please call us when dimensions are critical.

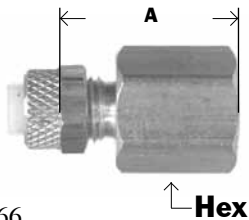
**UNION TEE**



1264  
164P  
264P

Part #	Tube O.D.	A	Body Size	Approx. Wt. Lbs.	
20-248	1/8"	0.62	0.31	0.02	----
20-249	3/16"	0.62	0.31	0.04	----
20-250	1/4"	0.73	0.44	0.06	----
20-251	5/16"	0.62	0.37	0.08	----
20-252	3/8"	0.86	0.56	0.08	----
20-330	3/8" x 1/4"	0.72	0.44	0.08	----
20-253	1/2"	0.81	0.62	0.24	----


**FEMALE CONNECTOR**



1266  
66P  
266P

Part #	Tube O.D. x Female NPTF	A	Hex	Approx. Wt. Lbs.	
20-256	1/8" x 1/8"	0.75	0.56	0.03	----
20-257	3/16" x 1/8"	0.78	0.56	0.05	----
20-258	3/16" x 1/4"	0.97	0.69	0.05	----
20-259	1/4" x 1/8"	0.76	0.50	0.04	----
20-260	1/4" x 1/4"	1.08	0.62	0.05	----
20-261	5/16" x 1/8"	0.75	0.50	0.03	----
20-264	5/16" x 1/4"	0.90	0.62	0.04	----
20-265	3/8" x 1/8"	0.77	0.56	0.05	----
20-262	3/8" x 1/4"	0.94	0.62	0.05	----
20-263	1/2" x 3/8"	1.00	0.81	0.12	----

**MALE CONNECTOR**

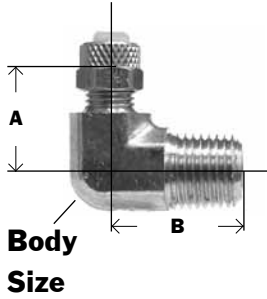


1268  
68P  
268P

Part #	Tube O.D. x Male NPTF	A	Hex	Approx. Wt. Lbs.	
20-266	1/8" x 1/16"	0.78	0.34	0.02	----
20-267	1/8" x 10-32*	0.59	0.37	0.02	----
20-268	1/8" x 1/8"	0.80	0.34	0.04	----
20-269	3/16" x 1/8"	0.86	0.44	0.04	----
20-280	1/4" x 1/16"	0.81	0.43	0.03	----
20-270	1/4" x 10-32*	0.75	0.37	0.02	----
20-271	1/4" x 1/8"	0.82	0.44	0.03	----
20-272	1/4" x 1/4"	1.00	0.56	0.05	----
20-273	1/4" x 3/8"	1.03	0.69	0.08	----
20-274	5/16" x 1/8"	0.81	0.44	0.04	----
20-275	5/16" x 1/4"	1.00	0.56	0.05	----
20-276	3/8" x 1/8"	0.84	0.50	0.06	----
20-277	3/8" x 1/4"	1.03	0.56	0.08	----
20-278	3/8" x 3/8"	1.03	0.69	0.10	----
20-279	1/2" x 3/8"	1.09	0.69	0.16	----
20-282	1/2" x 1/2"	1.33	0.88	0.18	----

\* Furnished with gasket.

**MALE ELBOW**

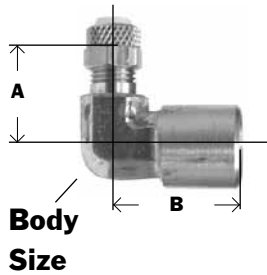


Part #	Tube O.D. x Male NPTF	A	B	Body Size	Approx. Wt. Lbs.	
20-287	1/8" x 1/8"	0.62	0.69	0.31	0.02	----
20-288	3/16" x 1/8"	0.62	0.69	0.37	0.04	----
20-289*	1/4" x 1/8"	0.53	0.73	0.50	0.04	----
20-290	1/4" x 1/4"	0.66	0.94	0.37	0.06	----
20-291	1/4" x 3/8"	0.75	1.03	0.50	0.10	----
20-292	5/16" x 1/8"	0.62	0.75	0.41	0.04	----
20-293	3/8" x 1/8"	0.91	0.81	0.56	0.08	----
20-294	3/8" x 1/4"	0.72	0.94	0.44	0.10	----
20-295	3/8" x 3/8"	0.78	1.03	0.50	0.14	----
20-296	1/2" x 3/8"	1.09	1.10	0.73	0.16	----

\* Barstock

1269  
169P  
269P

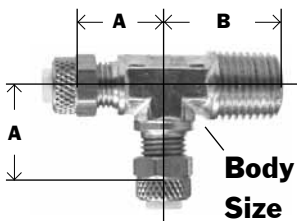
**FEMALE ELBOW**



Part #	Tube O.D. x Female NPTF	A	B	Body Size	Approx. Wt. Lbs.	
20-300	1/8" x 1/8"	0.69	0.55	0.56	0.02	----
20-301	3/16" x 1/8"	0.72	0.55	0.56	0.02	----
20-302	1/4" x 1/8"	0.62	0.75	0.37	0.08	----
20-303	1/4" x 1/4"	0.72	0.88	0.50	0.10	----
20-304	3/8" x 1/4"	0.72	0.88	0.50	0.12	----
20-305	1/2" x 3/8"	0.91	0.94	0.63	0.16	----

1270  
170P  
270P

**MALE RUN TEE**

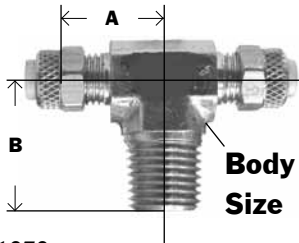


Part #	Tube O.D. x Male NPTF	A	B	Body Size	Approx. Wt. Lbs.	
20-308	1/8" x 1/8"	0.62	0.69	0.31	0.04	----
20-309	3/16" x 1/8"	0.62	0.69	0.31	0.04	----
20-310	1/4" x 1/8"	0.62	0.75	0.37	0.08	----
20-311	1/4" x 1/4"	0.66	0.94	0.37	0.10	----
20-312	5/16" x 1/8"	0.62	0.75	0.37	0.08	----
20-313	3/8" x 1/4"	0.66	0.94	0.44	0.10	----
20-314	1/2" x 3/8"	0.81	1.06	0.63	0.16	----

1271  
171P  
271P

Dimension data can change without notice.  
Please call us when dimensions are critical.

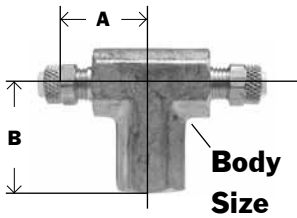
**MALE BRANCH TEE**



1272  
172P  
272P

Part #	Tube O.D. x Male NPTF	A	B	Body Size	Approx. Wt. Lbs.	
20-317	1/8" x 1/8"	0.63	0.69	0.31	0.04	----
20-318	3/16" x 1/8"	0.63	0.69	0.31	0.04	----
20-319	1/4" x 1/8"	0.63	0.75	0.37	0.07	----
20-320	1/4" x 1/4"	0.66	0.94	0.37	0.09	----
20-321	5/16" x 1/8"	0.63	0.75	0.37	0.10	----
20-322	3/8" x 1/8"	0.63	0.75	0.44	0.08	----
20-323	3/8" x 1/4"	0.66	0.94	0.44	0.11	----
20-324	1/2" x 3/8"	0.81	1.06	0.63	0.21	----


**FEMALE BRANCH TEE**



1277  
177P  
277P

Part #	Tube O.D. x Female NPTF	A	B	Body Size	Approx. Wt. Lbs.	
20-327	1/4" x 1/8"	0.66	0.94	0.37	0.12	----
20-328	1/4" x 1/4"	0.84	1.16	0.56	0.16	----


**BULKHEAD UNION - FLARELESS X COMPRESSION**



1274

Part #	Tube O.D.	A	Hex	Approx. Wt. Lbs.	
20-333	1/4"	1.31	0.56	0.07	----
20-334	3/8"	1.44	0.69	0.12	----


**BULKHEAD NUT**



Part #	Tube O.D.	Hex	Thickness	Approx. Wt. Lbs.	
20-370	1/8"	0.31	0.25	0.01	----
20-372	5/16"	0.62	0.19	0.02	----

Dimension data can change without notice.  
Please call us when dimensions are critical.


**BULKHEAD UNION**



62PBH  
329P  
282P

Part #	Tube O.D.	A	Hex	Approx. Wt. Lbs.	
20-337	1/4"	1.25	0.56	0.06	----
20-338	5/16"	1.25	0.62	0.08	----
20-339	3/8"	1.31	0.69	0.10	----

**QUICK DISCONNECT FITTING**




292P

Part #	Tube O.D. x Male NPTF	A	Hex	Approx. Wt. Lbs.	
20-344	1/4" x 1/8"	0.87	0.44	0.06	----

**QUICK DISCONNECT COUPLERS**


**TUBE X TUBE**



349P

Part #	Tube O.D.	A	B	Hex	Approx. Wt. Lbs.	
20-401	1/4"	3.00	1.72	0.62	0.06	----
20-403	3/8"	3.56	1.92	0.81	0.10	----


**TUBE TO MALE THREAD - Single end Shut-Off, Connector, Quick Coupler.**



398P  
391P + 393P

Part #	Tube O.D. x Male Pipe	A	B	Hex	Approx. Wt. Lbs.	
20-409	1/4" x 1/8"	2.31	1.28	0.50	0.12	----
20-411	1/4" x 1/4"	2.31	1.28	0.56	0.14	----
20-413	3/8" x 1/4"	2.63	1.42	0.62	0.18	----

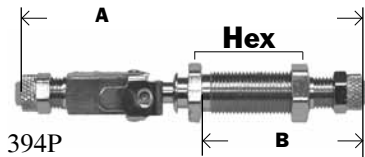
**INSERT ONLY - Thru type insert. No Shut-Off.**



393P

Part #	Tube O.D.	A	Approx. Wt. Lbs.	
20-417	1/4"	1.69	0.04	----
20-419	3/8"	1.93	0.06	----


**TUBE TO TUBE - Double end Shut-Off Type.**



394P  
392P + 393PD

Part #	Tube O.D.	A	B	Hex	Approx. Wt. Lbs.	
20-425	1/4"	3.67	1.79	0.62	0.18	----
20-427	3/8"	3.82	1.97	0.81	0.26	----


**TUBE X MALE PIPE - Double End Shut-Off, Connector, Quick coupler.**



398PD  
393PD + 391P

Part #	Tube O.D. x Male Pipe	A	B	Hex	Approx. Wt. Lbs.	
20-435	1/4" x 1/8"	2.89	1.28	0.50	0.14	----
20-437	1/4" x 1/4"	2.91	1.27	0.56	0.18	----
20-439	3/8" x 1/4"	3.02	1.40	0.62	0.24	----

**INSERT ONLY - Double End Shut-Off**



393PD


Part #	Tube O.D.	A	Approx. Wt. Lbs.	
20-445	1/4"	2.40	0.08	----

**CHROME PLATED NUT AND PLASTIC SLEEVE**



Part #	Tube O.D.	A	Hex	Approx. Wt. Lbs.	
20-451	1/4"	0.34	0.43	0.01	----
20-453	3/8"	0.38	0.56	0.01	----


**TUBE CONNECTION - Single end or Double end Shut-Off Type body only.**



392P

Part #	Tube O.D.	A	Hex	Approx. Wt. Lbs.	
20-455	1/4"	1.79	0.62	0.10	----
20-457	3/8"	1.97	0.81	0.16	----

**MALE PIPE CONNECTION - Internal Shut-Off**



391P

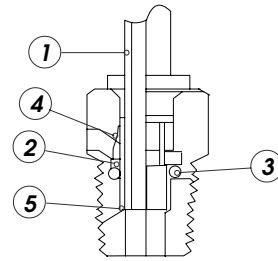
Part #	Tube O.D. x Male Pipe	A	Hex	Approx. Wt. Lbs.	
20-461	1/4" x 1/8"	1.28	0.50	0.06	----
20-463	1/4" x 1/4"	1.27	0.56	0.08	----
20-465	3/8" x 1/4"	1.40	0.62	0.08	----

**BRASS PUSH-IN FITTINGS**

**PAGES 93-98**

**ENGINEERING AND DESIGN**

- **QUICK CONNECT**, simply push tubing in, no tools. Saves up to 75% of assembly time of standard compression fittings.
- **QUICK DISCONNECT**, hold two fingers on insert and pull tubing out, no tools required.
- **REUSEABLE**, connect and disconnect numerous times.
- **FULL FLOW DESIGN**, provides up to 60% more flow area than conventional fittings with internal tube supports.
- **POSITIVE SEAL**, no leaks. After tubing is inserted, seal is made.
- **VERSATILE**, BunaN "O" rings standard. Other materials of "O" rings available.
- **SECURE TUBE RETENTION**, pulling on tubing only serves to tighten the connection.
- **SELF CONTAINED ASSEMBLY**, no loose parts, brass body and insert.
- **BRASS CONSTRUCTION**, elbows and tees are forged brass.
- **CHOICE** of convenient swivel of economical stationary elbows and tees.
- **STRAIGHT CONNECTORS** have interior hex for Allen key tightening where space is limited...no need to use a wrench.
- **PRE-APPLIED TEFLON®** based pipe sealant on all male pipe threads, saving customer additional labor.
- **METRIC SIZES AVAILABLE**: Metric tube sizes from 2mm through 12mm in both standard NPT and metric pipe sizes are available on a special order basis.
- **WORKING PRESSURE**:  
The fitting is suitable for use up to the maximum working pressure of the plastic tubing used. For soft copper tube, a maximum working pressure of 750 PSI is recommended. Also suitable for vacuum service.
- **WORKING TEMPERATURE**:  
-10°F to 200°F (other ranges available on request).
- **PIPE THREAD**: NPTF with Teflon® based sealant pre-applied.




When tubing (1) is inserted into the fitting, it first passes through the gripping teeth (2). Just beyond the gripping teeth is the o-ring (3) which provides the leak proof seal against the OD of the tube. The gripping teeth grab the tube, which

expands the insert. Pulling back on the tube only tightens the grip as the insert moves onto the camming surface (4). Pressure through the tube also serves to tighten the grip. The tube bottoms against a positive tube stop (5) in a cavity providing tube support to prevent leakage.

- **Tolerance**  
+/- .02 on all dimensions. Dimension data can change without notice. Please call us when dimensions are critical

**DOUBLE MALE UNION - NICKEL PLATED**




AQ34

Part #	Tube O.D.	A	Approx. Wt. Lbs.	
20-004	1/8"	1.28	0.01	----
20-005	5/32"	1.28	0.01	----
20-006	1/4"	1.40	0.02	----
20-007	5/16"	1.59	0.02	----
20-008	3/8"	1.81	0.02	----
20-000	1/2"	1.89	0.03	----

( For polyurethane or other soft plastic tubing )

**PLASTIC PLUG**




- 284PP 6900
- AQ59 639PL
- 209-OF 12-004
- 1129 50-526

Part #	Tube O.D.	A	Approx. Wt. Lbs.	
20-009	5/32"	1.16	0.01	----
20-010	1/4"	1.40	0.01	----
20-011	3/8"	1.40	0.02	----
20-013	1/2"	1.50	0.02	----



**UNION CONNECTOR**



AQ62    KQH    1162  
 6580    12-020    262PP  
 3106    50-562  
 62PL    262-OF

Part #	Tube O.D.	A	B	Approx. Wt. Lbs.	
20-017	1/8"	1.07	0.38	0.03	----
20-018	5/32"	1.07	0.38	0.03	----
20-019	1/4"	1.50	0.44	0.05	----
20-022	3/8" x 1/4"	1.46	0.56	0.05	----
20-020	3/8"	1.44	0.56	0.06	----
20-021	1/2"	1.63	0.81	0.18	----

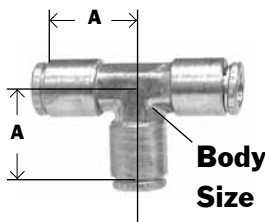
**REDUCER - NICKEL PLATED**



67PPL  
 286PP

Part #	Tube O.D. 1 X 2	A	B	Approx. Wt. Lbs.	
20-510	1/8" x 1/4"	1.38	0.39	0.02	----
20-511	5/32" x 1/4"	1.33	0.35	0.02	----
20-512	1/4" x 3/8"	1.50	0.51	0.04	----


**UNION TEE**



KQT  
 12-060    AQ64  
 50-564    6540  
 264OF    3140  
 264PP    164PL

Part #	Tube O.D.	A	Body Size	Approx. Wt. Lbs.	
20-025	1/8"	0.65	0.31	0.04	----
20-026	5/32"	0.67	0.31	0.04	----
20-027	3/16"	0.75	0.37	0.06	----
20-028	1/4"	0.92	0.37	0.09	----
20-031	5/16"	0.89	0.49	0.10	----
20-029	3/8"	0.98	0.50	0.13	----
20-030	1/2"	1.16	0.62	0.24	----

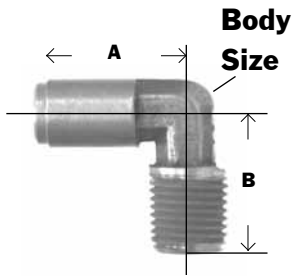
**FEMALE CONNECTOR**



266PP  
 AQ66    12-426  
 6463    50-566  
 3114    266-OF  
 66PL    1166

Part #	Tube O.D. x Female NPTF	A	Hex	Approx. Wt. Lbs.	
20-032	1/8" x 1/8"	0.96	0.56	0.04	----
20-038	1/8" x 1/4"	1.04	0.67	0.04	----
20-034	1/4" x 1/8"	1.23	0.56	0.06	----
20-035	1/4" x 1/4"	1.42	0.75	0.09	----
20-036	3/8" x 1/4"	1.32	0.75	0.09	----
20-037	3/8" x 3/8"	1.31	0.87	0.12	----


**FIXED MALE ELBOW**



269PP 12-445  
 AQ69-P 1169  
 6500  
 169PLNS

Part #	Tube O.D. x Male NPTF	A	B	Body Size	Approx. Wt. Lbs.	
20-065	1/8" x 1/8"	0.69	0.69	0.31	0.03	----
20-066	5/32" x 1/8"	0.68	0.68	0.31	0.03	----
20-067	3/16" x 1/8"	0.75	0.71	0.37	0.04	----
20-068	1/4" x 1/8"	0.89	0.75	0.37	0.06	----
20-069	1/4" x 1/4"	0.95	0.96	0.37	0.08	----
20-070	1/4" x 3/8"	1.00	0.98	0.50	0.10	----
20-071	3/8" x 1/8"	0.99	0.80	0.50	0.06	----
20-072	3/8" x 1/4"	0.98	0.98	0.50	0.09	----
20-073	3/8" x 3/8"	0.97	0.98	0.50	0.12	----
20-074	1/2" x 1/4"	1.15	1.05	0.62	0.15	----
20-075	1/2" x 3/8"	1.18	1.05	0.62	0.22	----
20-064	1/2" x 1/2"	1.16	1.66	0.62	0.20	----

**MALE CONNECTOR**



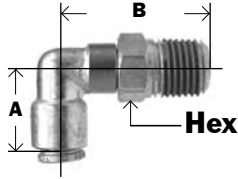
268PP KQH  
 AQ68 12-425  
 6510 50-568  
 3115 268-OF  
 68PL 1168

Part #	Tube O.D. x Male NPTF	A	Hex	Approx. Wt. Lbs.	
20-047	1/8" x 10-32"*	0.69	0.37	0.02	----
20-048	1/8" x 1/8"	0.61	0.43	0.02	----
20-023	1/8" x 1/4"	0.98	0.56	0.04	----
20-049	5/32" x 10-32"*	0.67	0.37	0.02	----
20-050	5/32" x 1/8"	0.67	0.43	0.03	----
20-046	5/32" x 1/4"	0.85	0.56	0.05	----
20-051	3/16" x 10-32"*	0.80	0.37	0.02	----
20-052	3/16" x 1/8"	0.93	0.43	0.03	----
20-053	1/4" x 10-32"*	0.87	0.43	0.03	----
20-054	1/4" x 1/8"	0.93	0.43	0.06	----
20-055	1/4" x 1/4"	0.93	0.56	0.10	----
20-056	1/4" x 3/8"	0.94	0.68	0.08	----
20-530	5/16" x 1/8"	1.07	0.56	0.05	----
20-531	5/16" x 1/4"	0.98	0.56	0.10	----
20-532	5/16" x 3/8"	1.06	0.75	0.08	----
20-057	3/8" x 1/8"	1.10	0.56	0.06	----
20-058	3/8" x 1/4"	1.11	0.56	0.05	----
20-059	3/8" x 3/8"	1.02	0.68	0.08	----
20-062	3/8" x 1/2"	1.02	0.87	0.08	----
20-060	1/2" x 1/4"	1.36	0.81	0.11	----
20-061	1/2" x 3/8"	1.30	0.81	0.12	----
20-063	1/2" x 1/2"	1.23	0.87	0.14	----

\* Furnished with gaskets

Dimension data can change without notice.  
 Please call us when dimensions are critical.

**SWIVEL MALE ELBOW**



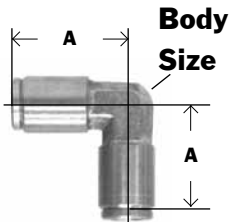
AQ69-PS 12-447  
 56520 50-579  
 3109 269-OFS  
 169PL 11695  
 KQL

Part #	Tube O.D. x Male NPTF	A	B	Hex	Approx. Wt. Lbs.	
20-079	1/8" x 1/8"	0.69	0.98	0.43	0.07	----
20-535*	1/8" x 1/4"	0.76	0.87	0.56	0.06	----
20-080	5/32" x 1/8"	0.68	0.89	0.43	0.05	----
20-076	5/32" x 10-32"*	0.67	0.71	0.37	0.04	----
20-077	5/32" x 1/4"	0.68	1.08	0.56	0.07	----
20-081	1/4" x 1/8"	0.90	0.93	0.37	0.08	----
20-078	1/4" x 10-32"*	0.86	0.79	0.31	0.05	----
20-082	1/4" x 1/4"	0.90	0.99	0.56	0.10	----
20-086	1/4" x 3/8"	0.98	1.14	0.68	0.09	----
20-538*	5/16" x 1/4"	0.91	0.85	0.56	0.07	----
20-539*	5/16" x 3/8"	0.91	0.87	0.75	0.08	----
20-087	3/8" x 1/8"	0.94	1.08	0.50	0.09	----
20-083	3/8" x 1/4"	0.99	1.15	0.56	0.10	----
20-084	3/8" x 3/8"	1.00	1.24	0.68	0.20	----
20-088	3/8" x 1/2"	1.00	1.54	0.87	0.19	----
20-085	1/2" x 3/8"	1.16	1.34	0.62	0.18	----
20-092	1/2" x 1/2"	1.16	1.61	0.62	0.24	----

\* Nickel Plated

\* Furnished with gaskets

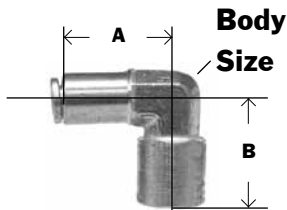
**UNION ELBOW**



AQ65  
 6550  
 3102 12-040  
 165PL 50-565  
 KQL 265-OF

Part #	Tube O.D.	A	Body Size	Approx. Wt. Lbs.	
20-150	1/8"	0.65	0.31	0.02	----
20-151	5/32"	0.67	0.31	0.04	----
20-152	1/4"	0.87	0.37	0.06	----
20-155	5/16"	0.91	0.47	0.08	----
20-153	3/8"	0.97	0.50	0.09	----
20-154	1/2"	1.15	0.62	0.18	----

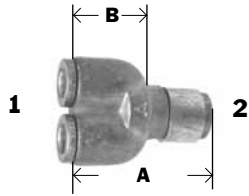
**FEMALE ELBOW**



AQ70-P  
 3009


Part #	Tube O.D. x Female NPTF	A	B	Body Size	Approx. Wt. Lbs.	
20-094	5/32" x 1/8"	0.68	0.82	0.37	0.02	----
20-089	1/4" x 1/8"	0.91	0.75	0.37	0.06	----
20-090	1/4" x 1/4"	1.03	1.03	0.50	0.11	----
20-091	3/8" x 1/4"	0.98	0.95	0.50	0.16	----

**UNION "Y"**



Part #	Tube O.D. 1 x 2	A	B	Approx. Wt. Lbs.	
20-552	1/4" x 1/8"	1.61	1.06	0.12	----
20-553	1/4" x 1/4"	1.81	1.06	0.14	----

**MALE "Y"**




Part #	Tube O.D. x Male NPTF	A	B	Hex	Approx. Wt. Lbs.	
20-557	1/4" x 1/4"	1.90	1.06	0.56	0.20	----

12-445  
50-569  
1169

**QUICK DISCONNECT**

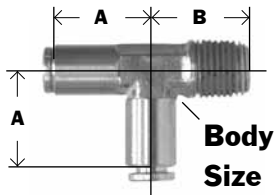
When tube is disconnected, flow shuts off automatically.



Part #	Tube O.D. x Male NPTF	A	Hex	Approx. Wt. Lbs.	
20-133	1/4" x 1/8"	0.92	0.43	0.10	----
20-134	1/4" x 1/4"	0.92	0.56	0.12	----

AQ92-P  
6500  
169PLNS

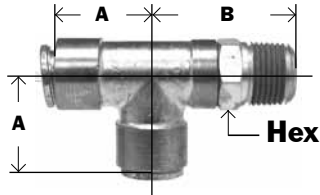
**FIXED MALE RUN TEE**



Part #	Tube O.D. x Male NPTF	A	B	Body Size	Approx. Wt. Lbs.	
20-095	1/8" x 1/8"	0.65	0.72	0.31	0.04	----
20-097	3/16" x 1/8"	0.75	0.73	0.37	0.06	----
20-098	1/4" x 1/8"	0.92	0.74	0.37	0.08	----
20-093	1/4" x 1/4"	0.92	0.92	0.43	0.10	----
20-099	3/8" x 1/8"	0.94	0.82	0.50	0.14	----
20-100	3/8" x 1/4"	0.98	0.98	0.50	0.12	----
20-101	3/8" x 3/8"	1.05	1.05	0.62	0.10	----
20-102	1/2" x 3/8"	1.14	1.05	0.62	0.18	----

AQ71-P

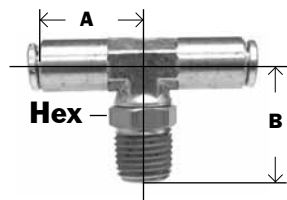
**SWIVEL MALE RUN TEE**



AQ71-PS 12-468  
 56440 50-571  
 3103 271-OFS  
 171PL 11715  
 KQY

Part #	Tube O.D. x Male NPTF	A	B	Hex	Approx. Wt. Lbs.	
20-162	1/4" x 1/8"	0.92	1.04	0.44	0.09	----
20-163	1/4" x 1/4"	0.92	1.13	0.56	0.11	----
20-165	3/8" x 3/8"	0.96	1.24	0.50	0.12	----
20-174	1/2" x 1/4"	1.12	1.18	0.51	0.16	----
20-166	1/2" x 3/8"	1.14	1.31	0.68	0.14	----

**SWIVEL MALE BRANCH TEE**

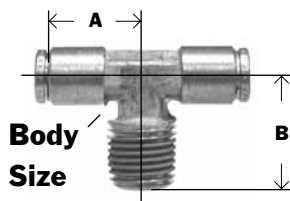


KQT AQ64  
 12-060 6540  
 50-564 3140  
 264OF 64PL

Part #	Tube O.D. x Male NPTF	A	B	Hex	Approx. Wt. Lbs.	
20-103	1/8" x 1/8"	0.65	0.81	0.31	0.04	----
20-104	5/32" x 10-32"*	0.65	0.71	0.31	0.04	----
20-109	5/32" x 1/8"	0.67	0.94	0.37	0.06	----
20-105	1/4" x 1/8"	0.92	0.97	0.37	0.08	----
20-106	1/4" x 1/4"	0.92	1.09	0.37	0.10	----
20-107	3/8" x 1/4"	0.96	1.14	0.56	0.18	----
20-108	3/8" x 3/8"	0.96	1.23	0.69	0.16	----
20-110	1/2" x 3/8"	1.16	1.34	0.69	0.24	----
20-111	1/2" x 1/2"	1.16	1.64	0.87	0.28	----

\* Furnished with gaskets

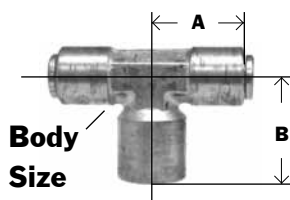
**FIXED MALE BRANCH TEE**



AQ72-P

Part #	Tube O.D. x Male NPTF	A	B	Body Size	Approx. Wt. Lbs.	
20-112	1/8" x 1/8"	0.69	0.72	0.31	0.04	----
20-113	5/32" x 1/8"	0.69	0.65	0.31	0.04	----
20-115	1/4" x 1/8"	0.92	0.74	0.37	0.12	----
20-116	1/4" x 1/4"	0.91	0.93	0.37	0.10	----
20-117	3/8" x 1/8"	0.98	0.80	0.50	0.08	----
20-118	3/8" x 1/4"	0.98	0.97	0.50	0.12	----
20-119	3/8" x 3/8"	0.98	0.97	0.50	0.14	----
20-120	1/2" x 3/8"	1.16	1.05	0.62	0.18	----


**FEMALE BRANCH TEE**



AQ77-P  
 3008  
 177PL

Part #	Tube O.D. x Female NPTF	A	B	Body Size	Approx. Wt. Lbs.	
20-130	1/4" x 1/8"	0.89	0.75	0.43	0.06	----
20-132	3/8" x 1/4"	0.96	0.98	0.50	0.12	----


**BULKHEAD UNION**



Part #	Tube O.D.	A	B	Hex	Approx. Wt. Lbs.	
20-126	3/16"	1.27	0.50	0.68	0.04	----
20-127	1/4"	1.69	0.50	0.68	0.06	----
20-128	3/8"	1.69	0.62	0.81	0.13	----
20-129	1/2"	1.85	0.75	1.12	0.16	----

AQ82-P 12-029  
 6590 50-582  
 62PLBH 282-OF  
 KQE 1174

**FEMALE BULKHEAD UNION**



Part #	Tube O.D. x Female NPTF	A	Hex	Approx. Wt. Lbs.	
20-170	1/4" x 1/8"	1.19	0.68	0.08	----
20-171	1/4" x 1/4"	1.36	0.75	0.10	----
20-172	3/8" x 1/4"	1.71	0.75	0.14	----

AQ86-P

Dimension data can change without notice.  
 Please call us when dimensions are critical.

**NICKEL PLATED PUSH-IN FITTINGS**

PAGES 99-106

Component Parts and Materials	
Body	Brass - Nickel Plated
Thrust Ring	Plastic
Sleeve	Brass - Nickel Plated
Gripper Collet	Stainless Steel
Safety Ring	PA66
Lip Seal ( 1/8 O-Ring Seal)	NBR 70
Thread Seal	NBR 70

**Max Operating Pressure: 0-250 psi (17 bar ) Vacuum service.**  
**Min Temperature: 0°F ( -18°C )**  
**Max Temperature: 160°F ( +70°C )**  
**Tubing: Nylon, Polyethylene, Polyurethane.**  
**- For best results use 95 Durometer**  
**Media: Compressed air, water.**

**• Tolerance**

+/- .02 on all dimensions. Dimension data can change without notice. Please call us when dimensions are critical.

**GLOBAL THREAD**

**Works With Inch or Metric Threads**



**Look for this**

**Logo**

“Global Thread” fittings can be assembled with female threads produced to the following standards: **Tapered NPTF**

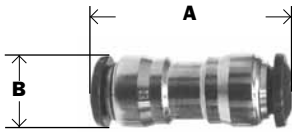
**Parallel (BSPP, BSP, ISO 7)**

**Tapered (BSPT, PT, ISO 7, ISO 228)**

**NICKEL PLATED PUSH-IN FITTINGS**


**BRASS**

**UNION CONNECTOR**



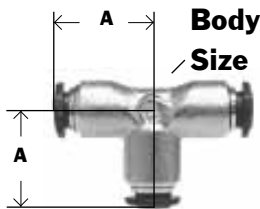
Part #	Tube O.D.	A	B	Approx. Wt. Lbs.	
20-017N	1/8"	1.06	0.34	0.03	----
20-018N	5/32"	1.20	0.41	0.03	----
<b>NEW</b> 20-016N	5/32" x 1/4"	1.20	0.40	0.04	----
20-019N	1/4"	1.38	0.49	0.05	----
20-020N	3/8"	1.69	0.69	0.06	----
<b>NEW</b> 20-022N	3/8" x 1/4"	1.69	0.68	0.06	----
20-021N	1/2"	1.93	0.81	0.18	----
<b>NEW</b> 20-024N	1/2" x 3/8"	1.84	0.80	0.17	----

**REDUCER**




Part #	Tube O.D. 2	Tube O.D. 1	A	
20-510N	1/4"	1/8"	1.142	----
20-511N	1/4"	5/32"	1.181	----
20-512N	3/8"	1/4"	1.496	----
20-513N	1/2"	1/4"	1.693	----
20-514N	1/2"	3/8"	1.693	----

**UNION TEE**



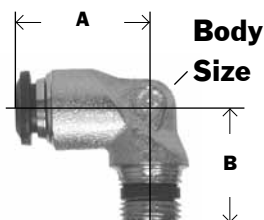
Part #	Tube O.D.	A	Body Size	Approx. Wt. Lbs.	
20-025N	1/8"	0.67	0.35	0.04	----
20-026N	5/32"	0.67	0.35	0.04	----
20-028N	1/4"	0.83	0.43	0.09	----
20-031N	5/16"	0.87	0.51	0.10	----
20-029N	3/8"	1.04	0.63	0.13	----
20-030N	1/2"	1.20	0.74	0.24	----

**FEMALE CONNECTOR**




Part #	Tube O.D. x Female NPTF	A	Hex	Approx. Wt. Lbs.	
20-032N	1/8" x 1/8"	0.93	0.51	0.04	----
20-038N	1/8" x 1/4"	1.14	0.63	0.04	----
20-034N	1/4" x 1/8"	1.06	0.51	0.06	----
20-035N	1/4" x 1/4"	1.26	0.63	0.09	----
20-036N	3/8" x 1/4"	1.38	0.71	0.09	----
20-037N	3/8" x 3/8"	1.38	0.79	0.12	----

**FIXED MALE ELBOW**



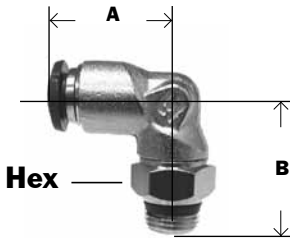
Part #	Tube O.D. x Male NPTF	A	B	Body Size	Approx. Wt. Lbs.	
20-068N	1/4" x 1/8"	0.83	0.73	0.43	0.06	----
20-069N	1/4" x 1/4"	0.83	0.91	0.43	0.08	----
20-072N	3/8" x 1/4"	1.04	1.04	0.63	0.09	----
20-073N	3/8" x 3/8"	1.04	1.00	0.63	0.12	----

**MALE CONNECTOR**




Part #	Tube O.D. x Male Global Thread	A	Hex	Approx. Wt. Lbs.	
20-047N	1/8" x 10-32"	0.75	0.31	0.02	----
20-048N	1/8" x 1/8"	0.77	0.43	0.02	----
20-023N	1/8" x 1/4"	0.97	0.55	0.04	----
20-049N	5/32" x 10-32"	0.83	0.39	0.02	----
20-050N	5/32" x 1/8"	0.83	0.43	0.03	----
20-046N	5/32" x 1/4"	0.98	0.55	0.05	----
20-053N	1/4" x 10-32"	0.97	0.51	0.03	----
20-054N	1/4" x 1/8"	0.98	0.51	0.06	----
20-055N	1/4" x 1/4"	0.98	0.55	0.10	----
20-056N	1/4" x 3/8"	0.98	0.71	0.08	----
20-530N	5/16" x 1/8"	0.98	0.55	0.05	----
20-531N	5/16" x 1/4"	1.08	0.55	0.10	----
20-532N	5/16" x 3/8"	1.08	0.71	0.08	----
20-057N	3/8" x 1/8"	1.38	0.67	0.06	----
20-058N	3/8" x 1/4"	1.32	0.67	0.05	----
20-059N	3/8" x 3/8"	1.32	0.71	0.08	----
20-062N	3/8" x 1/2"	1.32	0.87	0.08	----
20-060N	1/2" x 1/4"	1.54	0.79	0.11	----
20-061N	1/2" x 3/8"	1.42	0.79	0.12	----
20-063N	1/2" x 1/2"	1.58	0.87	0.14	----

**SWIVEL MALE ELBOW**



Part #	Tube O.D. x Male Global Thread	A	B	Hex	Approx. Wt. Lbs.	
20-079N	1/8" x 1/8"	0.67	0.78	0.51	0.07	----
20-535N	1/8" x 1/4"	0.67	0.95	0.59	0.06	----
20-080N	5/32" x 1/8"	0.67	0.79	0.51	0.05	----
20-076N	5/32" x 10-32"	0.67	0.95	0.59	0.04	----
20-081N	1/4" x 1/8"	0.83	0.87	0.51	0.08	----
20-082N	1/4" x 1/4"	0.83	0.98	0.59	0.10	----
20-086N	1/4" x 3/8"	0.83	1.10	0.67	0.09	----
20-538N	5/16" x 1/4"	0.89	1.02	0.59	0.07	----
20-539N	5/16" x 3/8"	0.87	1.10	0.67	0.08	----
20-087N	3/8" x 1/8"	1.04	1.02	0.51	0.09	----
20-083N	3/8" x 1/4"	1.04	1.10	0.59	0.10	----
20-084N	3/8" x 3/8"	1.04	1.18	0.67	0.20	----
20-088N	3/8" x 1/2"	1.04	1.30	0.83	0.19	----
20-085N	1/2" x 3/8"	1.20	1.24	0.59	0.18	----
20-092N	1/2" x 1/2"	1.20	1.42	0.83	0.24	----

**FEMALE ELBOW**



Part #	Tube O.D. x Female NPTF	A	B	Body Size	
20-094N	5/32" x 1/8"	0.669	0.994	0.354	----
20-761N	5/32" x 1/4"	0.669	1.161	0.354	----
20-089N	1/4" x 1/8"	0.826	1.023	0.433	----
20-090N	1/4" x 1/4"	0.826	1.200	0.433	----
20-762N	3/8" x 1/8"	0.885	1.082	0.511	----
20-091N	3/8" x 1/4"	0.885	1.240	0.511	----

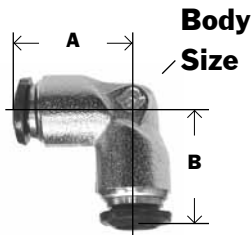


# BRASS FITTINGS

# NICKEL PLATED PUSH - IN FITTINGS

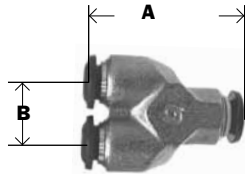
BRASS

## UNION ELBOW




Part #	Tube O.D.	A	Body Size	Approx. Wt. Lbs.	
20-150N	1/8"	0.67	0.35	0.02	----
20-151N	5/32"	0.67	0.35	0.04	----
20-152N	1/4"	0.83	0.43	0.06	----
20-155N	5/16"	0.87	0.51	0.08	----
20-153N	3/8"	1.04	0.63	0.09	----
20-154N	1/2"	1.20	0.75	0.18	----

## UNION "Y"



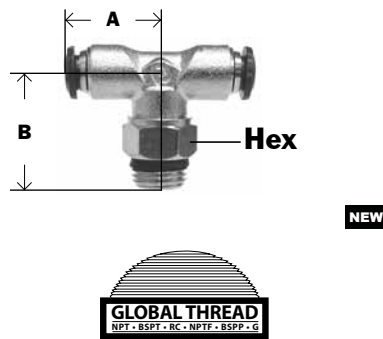
Part #	Tube O.D.	A	B	Approx. Wt. Lbs.	
20-553N	1/4" x 1/4"	1.44	0.53	0.14	----

## SWIVEL MALE RUN TEE




Part #	Tube O.D. x Male Global Thread	A	B	Hex	Approx. Wt. Lbs.	
20-162N	1/4" x 1/8"	0.83	0.87	0.51	0.09	----
20-163N	1/4" x 1/4"	0.83	0.98	0.59	0.11	----
20-164N	1/4" x 3/8"	0.83	1.10	0.59	0.11	----
20-165N	3/8" x 3/8"	1.04	1.18	0.67	0.12	----
20-174N	1/2" x 1/4"	1.20	1.24	0.59	0.16	----
20-166N	1/2" x 3/8"	1.20	1.30	0.67	0.14	----

## SWIVEL MALE BRANCH TEE



Part #	Tube O.D. x Male Global Thread	A	B	Hex	Approx. Wt. Lbs.	
20-103N	1/8" x 1/8"	0.67	0.78	0.51	0.04	----
20-104N	5/32" x 10-32"	0.67	0.79	0.31	0.04	----
20-109N	5/32" x 1/8"	0.67	0.78	0.51	0.06	----
20-105N	1/4" x 1/8"	0.83	0.87	0.51	0.08	----
20-106N	1/4" x 1/4"	0.83	0.98	0.59	0.10	----
20-156N	1/4" x 3/8"	1.043	1.10	0.59	0.18	----
20-107N	3/8" x 1/4"	1.04	1.10	0.59	0.18	----
20-108N	3/8" x 3/8"	1.04	1.18	0.67	0.16	----
20-110N	1/2" x 3/8"	1.20	1.30	0.67	0.24	----
20-111N	1/2" x 1/2"	1.20	1.42	0.82	0.28	----

## BULKHEAD UNION



Part #	Tube O.D.	A	Hex	Approx. Wt. Lbs.	List Price
20-127N	1/4"	1.38	0.67	0.06	----
20-123N	5/16"	1.45	0.74	0.08	----
20-128N	3/8"	1.69	0.94	0.13	----

**Push-In Ball Valves**

**Pressure Range:**  
 0-250 PSI ( 17 bar )  
 Vacuum service

**Temperatures:**  
**Minimum:** 0°F ( -18°C )  
**Maximum:** 160°F ( +70°C )

**Media:**  
 Air, Oil, Water, Gas  
 (Consult factory for seal compatibility)

POS	Components	Materials
1	Body	Chrome plated brass
2	Ball Seats	Teflon
3	Stem Seal	NBR 70 (Viton & other compounds on request)
4	Stem	Chrome plated brass
5	Handle	Glass filled nylon
6	Color Plate	Nylon (Std. Blue, optional, green, yellow, red, white)
7	Handle Screw	Steel - Plated for corrosion resistance
8	Ball Retainer Seal	NBR 70 (Viton & other compounds on request)
9	Ball Retainer	Chrome plated brass
10	Ball	Chrome plated brass



**BALL VALVE WITH PUSH-FIT CONNECTIONS**

Part #	Tube	
28-400	1/8"	----
28-401	1/4"	----
28-402	3/8"	----



**BALL VALVE MALE NPTF PUSH-FIT CONNECTIONS**

Part #	NPTF	Tube	
28-403	1/8"	5/32"	----
28-404	1/4"	1/4"	----
28-405	3/8"	3/8"	----

Security is mostly a superstition. It does not exist in nature, nor do the children of men as a whole experience it. Avoiding danger is no safer in the long run than outright exposure. Life is either a daring adventure, or nothing.

**- Helen Keller**

Men of age object too much, consult too long, adventure too little, repent too soon, and seldom drive business home to the full period, but content themselves with a mediocrity of success.

**- Dale Carnegie**

Don't worry about your heart, it will last you as long as you live.

**- W. C. Fields**

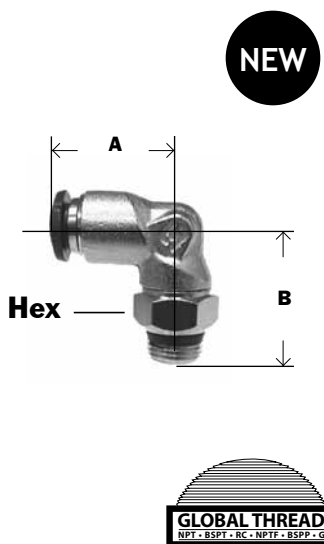
**NICKEL PLATED METRIC PUSH-IN FITTINGS**

**METRIC TUBE STRAIGHT MALE**



Part #	Tube O.D. (mm)	Global Thread	A	Hex	
20-630N	4	1/8"	0.702	0.429	----
20-631N	4	1/4"	0.760	0.546	----
20-700N	5	1/8"	0.78	0.429	----
20-701N	5	1/4"	0.78	0.546	----
20-632N	6	1/8"	0.78	0.546	----
20-633N	6	1/4"	0.819	0.546	----
20-702N	8	1/8"	0.955	0.546	----
20-634N	8	1/4"	0.858	0.546	----
20-635N	8	3/8"	0.897	0.663	----
20-703N	8	1/2"	0.897	0.663	----
20-636N	10	1/4"	1.092	0.663	----
20-637N	10	3/8"	1.092	0.663	----
20-704N	10	1/2"	1.014	0.663	----
20-801N	12	1/4"	1.267	0.78	----
20-638N	12	3/8"	1.267	0.78	----
20-705N	12	1/2"	1.209	0.78	----
20-706N	14	3/8"	1.287	0.858	----
20-707N	14	1/2"	1.248	0.858	----

**METRIC TUBE SWIVEL MALE ELBOW**

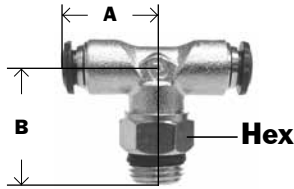


Part #	Tube O.D. (mm)	Global Thread	A	B	Hex	
20-708N	4	1/8"	0.663	0.780	0.507	----
20-709N	4	1/4"	0.663	0.936	0.585	----
20-710N	5	1/8"	0.780	0.858	0.507	----
20-642N	6	1/8"	0.819	0.858	0.507	----
20-803N	6	1/4"	0.819	0.975	0.585	----
20-711N	8	1/8"	0.878	0.917	0.507	----
20-805N	8	1/4"	0.878	1.014	0.585	----
20-655N	8	3/8"	0.878	1.092	0.663	----
20-712N	8	1/2"	0.878	1.404	0.819	----
20-656N	10	1/4"	1.034	1.092	0.585	----
20-657N	10	3/8"	1.034	1.170	0.663	----
20-713N	10	1/2"	1.034	1.287	0.819	----
20-658N	12	3/8"	1.190	1.287	0.663	----
20-659N	12	1/2"	1.190	1.404	0.819	----
20-714N	14	3/8"	1.268	1.404	0.663	----
20-715N	14	1/2"	1.268	1.443	0.819	----

**METRIC TUBE SWIVEL MALE BRANCH TEE**

**BRASS**

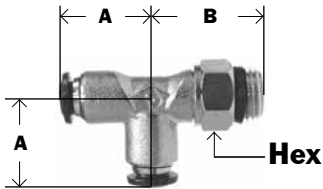
**NEW**



Part #	Tube O.D. (mm)	Global Thread	A	B	Hex	
20-680N	4	1/8"	0.663	0.780	0.507	----
20-716N	4	1/4"	0.663	0.936	0.585	----
20-717N	5	1/8"	0.78	0.858	0.507	----
20-682N	6	1/8"	0.819	0.858	0.507	----
20-683N	6	1/4"	0.819	0.975	0.585	----
20-809N	8	1/8"	0.877	0.917	0.507	----
20-684N	8	1/4"	0.877	1.014	0.585	----
20-686N	10	1/4"	1.033	1.092	0.585	----
20-687N	10	3/8"	1.033	1.170	0.663	----
20-810N	10	1/2"	1.033	1.287	0.819	----
20-688N	12	3/8"	1.189	1.287	0.663	----
20-689N	12	1/2"	1.189	1.404	0.819	----
20-718N	14	3/8"	1.267	1.404	0.663	----
20-719N	14	1/2"	1.267	1.443	0.819	----

**METRIC TUBE SWIVEL MALE RUN TEE**


**NEW**



Part #	Tube O.D. (mm)	Global Thread	A	B	Hex	
20-670N	4	1/8"	0.663	0.780	0.507	----
20-720N	4	1/4"	0.663	0.936	0.585	----
20-721N	5	1/8"	0.780	0.858	0.507	----
20-672N	6	1/8"	0.819	0.858	0.507	----
20-673N	6	1/4"	0.819	0.975	0.585	----
20-811N	8	1/8"	0.819	0.917	0.507	----
20-674N	8	1/4"	0.878	1.014	0.585	----
20-676N	10	1/4"	0.878	1.092	0.585	----
20-677N	10	3/8"	1.034	1.170	0.663	----
20-722N	10	1/2"	1.034	1.287	0.819	----
20-678N	12	3/8"	1.190	1.287	0.663	----
20-679N	12	1/2"	1.190	1.404	0.819	----

**UNION**


**NEW**



Part #	Tube O.D. (mm)	Tube O.D. (mm)	A	B	
20-723N	3		1.014	0.332	----
20-600N	4		1.190	0.410	----
20-724N	5		1.287	0.449	----
20-725N	6	4	1.248	0.488	----
20-601N	6		1.326	0.488	----
20-726N	8	6	1.365	0.566	----
20-727N	8		1.404	0.566	----
20-728N	10	8	1.638	0.683	----
20-603N	10		1.638	0.683	----
20-729N	12	10	1.833	0.800	----
20-604N	12		1.833	0.800	----
20-730N	14		1.911	0.839	----

**BULKHEAD**

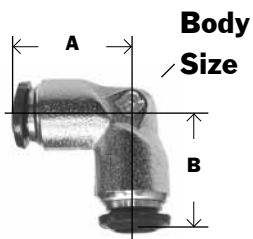
**NEW**



Part #	Tube O.D. (mm)	M	A	Hex	
20-731N	3	M10x1	1.014	0.546	----
20-732N	4	M12x1	1.229	0.663	----
20-733N	5	M14x1	1.287	0.663	----
20-734N	6	M14x1	1.365	0.663	----
20-735N	8	M16x1	1.443	0.741	----
20-736N	10	M20x1	1.677	0.936	----
20-737N	12	M22x1	1.872	1.014	----

**UNION ELBOW**

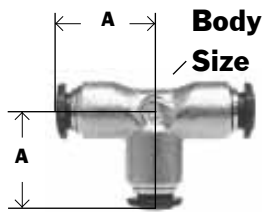
**NEW**



Part #	Tube O.D. (mm)	A	Body Size	
20-738N	3	0.663	0.51	----
20-206N	4	0.663	0.351	----
20-739N	5	0.780	0.429	----
20-660N	6	0.780	0.429	----
20-661N	8	0.878	0.507	----
20-807N	10	1.034	0.624	----
20-808N	12	1.190	0.741	----
20-740N	14	1.268	0.741	----

**UNION TEE**

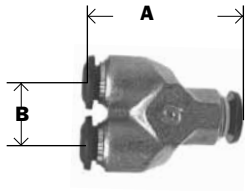
**NEW**



Part #	Tube O.D. (mm)	A	B	Body Size	
20-741N	3	1.326	0.663	0.351	----
20-610N	4	1.326	0.663	0.351	----
20-742N	5	1.560	0.780	0.429	----
20-611N	6	1.638	0.819	0.429	----
20-612N	8	1.755	0.878	0.507	----
20-613N	10	2.067	1.034	0.624	----
20-614N	12	2.379	1.190	0.741	----
20-743N	14	2.379	2.535	0.741	----

**UNION Y**

**NEW**



Part #	Tube O.D. (mm)	B	A	
20-744N	3	0.390	1.131	----
20-813N	4	0.429	1.248	----
20-745N	5	0.527	1.365	----
20-814N	6	0.527	1.424	----
20-815N	8	0.605	1.599	----
20-746N	10	0.728	1.890	----

**PLUG**

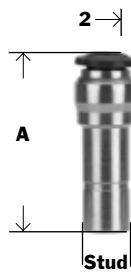
**NEW**



Part #	Tube O.D. (mm)	A	
20-748N	4	0.917	----
20-749N	5	0.956	----
20-750N	6	0.956	----
20-751N	8	1.014	----
20-752N	10	1.112	----
20-753N	12	1.190	----

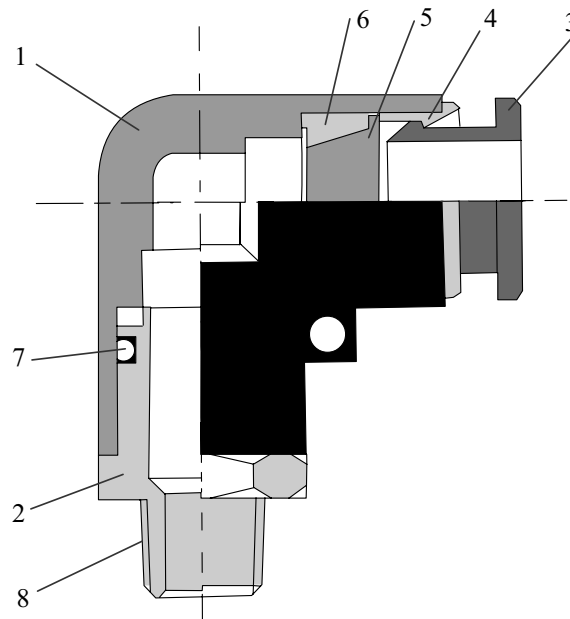
**REDUCER**

**NEW**



Part #	Stud	Tube O.D. 2	A	
20-754N	4	3	1.053	----
20-755N	5	4	1.131	----
20-756N	6	4	1.170	----
20-757N	6	5	1.248	----
20-758N	8	6	1.326	----
20-759N	10	8	1.482	----
20-760N	12	8	1.521	----

# Composite Body Push-In Fittings



## Specifications

Fluid admitted	Air
Working pressure range	0-150 PSI (10BAR)
Min. Burst pressure	340PSI (23BAR)
Working Temperature range	-104°F ~180°F

The latest generation of composite material is used in the body construction in addition to brass on threaded components and stainless steel on the tube gripper.

### • Tolerance

+/- .02 on all dimensions. Dimension data can change without notice. Please call us when dimensions are critical.

## Materials of Construction:

1	Body	Composite Polyacetal (hemopolymer, copolymer)
2	Body	Brass
3	Tube Release	Acetal Resin
4	Retainer	Brass
5	Gripper Ring	Stainless Steel
6	Spacer	Brass
7	O-Ring	NBR 70
8	Threads	Brass w/ white sealant

The third-rate mind is only happy when it is thinking with the majority. The second-rate mind is only happy when it is thinking with the minority. The first-rate mind is only happy when it is thinking.

- A.A. Milne

**COMPOSITE BODY PUSH - IN FITTINGS****BRASS FITTINGS****BRASS****UNION**

PQ62P

Part #	Tube O.D.	Approx. Wt. Lbs.	
20-019C	1/4"	0.01	----
20-020C	3/8"	0.02	----

**UNION TEE**

PQ64P

Part #	Tube O.D.	Approx. Wt. Lbs.	
20-028C	1/4"	0.02	----
20-029C	3/8"	0.02	----

**FEMALE CONNECTOR**

PQ66P

Part #	Tube O.D. x Female NPT	Approx. Wt. Lbs.	
20-034C	1/4" x 1/8"	0.02	----
20-035C	1/4" x 1/4"	0.04	----
20-036C	3/8" x 1/4"	0.04	----
20-037C	3/8" x 3/8"	0.06	----

**MALE CONNECTOR**

PQ68P

Part #	Tube O.D. x Male NPT	Approx. Wt. Lbs.	
20-054C	1/4" x 1/8"	0.02	----
20-055C	1/4" x 1/4"	0.02	----
20-056C	1/4" x 3/8"	0.04	----
20-058C	3/8" x 1/4"	0.06	----
20-059C	3/8" x 3/8"	0.06	----
20-062C	3/8" x 1/2"	0.08	----
20-060C	1/2" x 1/4"	0.06	----
20-061C	1/2" x 3/8"	0.08	----
20-063C	1/2" x 1/2"	0.10	----

**SWIVEL MALE ELBOW**

- Swivels for installation only.
  - Not Free Swiveling



PQ69PS

Part #	Tube O.D. x Male NPT	Approx. Wt. Lbs.	
20-081C	1/4" x 1/8"	0.02	----
20-082C	1/4" x 1/4"	0.04	----
20-086C	1/4" x 3/8"	0.06	----
20-087C	3/8" x 1/8"	0.04	----
20-083C	3/8" x 1/4"	0.08	----
20-084C	3/8" x 3/8"	0.10	----
20-088C	3/8" x 1/2"	0.12	----



## BRASS FITTINGS

## COMPOSITE BODY PUSH-IN FITTINGS

BRASS

### SWIVEL MALE BRANCH TEE

- Swivels for installation only.
- Not Free Swiveling

PQ72PS



Part #	Tube O.D. x Male NPT	Approx. Wt. Lbs.	
20-105C	1/4" x 1/8"	0.04	----
20-106C	1/4" x 1/4"	0.06	----
20-121C	1/4" x 3/8"	0.08	----
20-107C	3/8" x 1/4"	0.10	----
20-108C	3/8" x 3/8"	0.12	----

### BULKHEAD UNION

PQ82P



Part #	Tube O.D.	Approx. Wt. Lbs.	
20-127C	1/4"	0.04	----
20-128C	3/8"	0.06	----

### 90° UNION ELBOW

PQ65P



Part #	Tube O.D.	Approx. Wt. Lbs.	
20-152C	1/4"	0.02	----
20-153C	3/8"	0.02	----

### SWIVEL MALE RUN TEE

- Swivels for installation only.
- Not Free Swiveling

PQ71PS



Part #	Tube O.D. x Male NPT	Approx. Wt. Lbs.	
20-162C	1/4" x 1/8"	0.04	----
20-163C	1/4" x 1/4"	0.04	----
20-099C	3/8" x 1/8"	0.06	----
20-100C	3/8" x 1/4"	0.08	----
20-165C	3/8" x 3/8"	0.10	----

### UNION "Y" CONNECTOR

PQ89P



Part #	Tube O.D.	Approx. Wt. Lbs.	
20-553C	1/4"	0.02	----
20-555C	3/8"	0.02	----

### SWIVEL "Y" CONNECTOR • Swivels for installation only. • Not Free Swiveling

PQ88PS



Part #	Tube O.D. x Male NPT	Approx. Wt. Lbs.	
20-557C	1/4" x 1/4"	0.02	----

### IN-LINE NEEDLE VALVE

PQ310C



Part #	Tube O.D.	Approx. Wt. Lbs.	
20-487C	1/4"	0.04	----

### RIGHT ANGLE FLOW CONTROL METER IN

JPQ

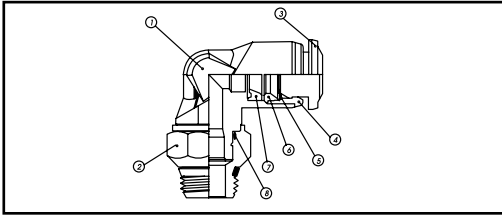


Part #	Tube O.D. x Male NPT	Approx. Wt. Lbs.	
20-728C	1/4" x 1/4"	0.04	----

## METRIC PUSH - INS

## BRASS FITTINGS

## Technical Characteristics



<b>PART 1</b>	BODY	COMPOSITE
<b>PART 2</b>	BODY	NICKEL PLATED BRASS
<b>PART 3</b>	TUBE RELEASE	ACETAL RESIN
<b>PART 4</b>	RETAINER	NICKEL PLATED BRASS
<b>PART 5</b>	GRIPPER RING	STAINLESS STEEL
<b>PART 6</b>	SPACER	COMPOSITE
<b>PART 7</b>	THREAD PACKING	NBR 70
<b>PART 8</b>	O-RING	NBR 70

## Operating Range

Pressure: 0 to 220 PSI (15 bar)

Vacuum: 0 to 29hg (-.99 bar)

## Temperature

-5° F to + 175° F (-20° C to + 80° C)

## Media

Compressed air.

Non-toxic fluids (water)

## Materials

The latest generation of composite material is used in the body construction in addition to nickel-plated brass on threaded components and stainless steel on the tube gripper.

## MALE ADAPTER



## Nickel Plated

Part #	Tube OD (mm)	BSPT Thread	
20-630	4	1/8"	----
20-631	4	1/4"	----
20-632	6	1/8"	----
20-633	6	1/4"	----
20-634	8	1/4"	----
20-635	8	3/8"	----
20-636	10	1/4"	----
20-637	10	3/8"	----
20-801	12	1/4"	----
20-638	12	3/8"	----

## UNION



Part #	Tube O.D. (mm)	
20-600	4	----
20-601	6	----
20-602	8	----
20-603	10	----
20-604	12	----

## SWIVEL MALE 90° ELBOW



Part #	Tube OD (mm)	BSPT Thread	
20-642	6	1/8"	----
20-803	6	1/4"	----
20-805	8	1/4"	----
20-655	8	3/8"	----
20-656	10	1/4"	----
20-657	10	3/8"	----
20-658	12	3/8"	----
20-659	12	1/2"	----

## UNION 90° ELBOW



Part #	Tube O.D. (mm)	
20-806	4	----
20-660	6	----
20-661	8	----
20-807	10	----
20-808	12	----

## SWIVEL MALE BRANCH TEE



Part #	Tube OD (mm)	BSPT Thread	
20-680	4	1/8"	----
20-682	6	1/8"	----
20-683	6	1/4"	----
20-809	8	1/8"	----
20-684	8	1/4"	----
20-685	8	3/8"	----
20-686	10	1/4"	----
20-687	10	3/8"	----
20-810	10	1/2"	----
20-688	12	3/8"	----
20-689	12	1/2"	----

## UNION TEE



Part #	Tube O.D. (mm)	
20-610	4	----
20-611	6	----
20-612	8	----
20-613	10	----
20-614	12	----

## SWIVEL MALE RUN TEE



Part #	Tube OD (mm)	BSPT Thread	
20-670	4	1/8"	----
20-672	6	1/8"	----
20-673	6	1/4"	----
20-811	8	1/8"	----
20-674	8	1/4"	----
20-675	8	3/8"	----
20-676	10	1/4"	----
20-677	10	3/8"	----
20-678	12	3/8"	----
20-679	12	1/2"	----

## UNION Y CONNECTOR



Part #	Tube OD (mm)	
20-813	4	----
20-814	6	----
20-815	8	----

## BRASS FITTINGS

## BSPT/BSPP FITTINGS

BRASS

### MALE BSPP NIPPLE



Part #	Size	
28-800	1/8 X 1/8	----
28-801	1/4 X 1/8	----
28-802	1/4 X 1/4	----
28-803	3/8 X 1/8	----
28-804	3/8 X 1/4	----
28-805	3/8 X 3/8	----
28-806	1/2 X 1/4	----
28-807	1/2 X 3/8	----
28-808	1/2 X 1/2	----
28-810	3/4 X 1/2	----
28-811	3/4 X 3/4	----

### MALE NIPPLE



### BSPT X MALE NPT

Part #	Size	
28-815*	1/8 X 1/8	----
28-816*	1/4 X 1/4	----
28-817*	3/8 X 3/8	----
28-818*	1/2 X 1/2	----
28-819*	3/4 X 3/4	----

### MALE BSPT NIPPLE



Part #	Size	
28-820	1/8 X 1/8	----
28-821	1/4 X 1/8	----
28-822	1/4 X 1/4	----
28-823	3/8 X 1/8	----
28-824	3/8 X 1/4	----
28-825	3/8 X 3/8	----
28-826	1/2 X 1/8	----
28-827	1/2 X 1/4	----
28-828	1/2 X 3/8	----
28-829	1/2 X 1/2	----
28-830	3/4 X 1/4	----
28-832	3/4 X 1/2	----
28-833	3/4 X 3/4	----

### BSPP COUNTERSUNK SEALED PLUG



Part #	Size	
28-835	1/8	----
28-836	1/4	----
28-837	3/8	----
28-838	1/2	----

### BSPT HEX COUNTERSUNK PLUG



Part #	Size	
28-840*	1/8	----
28-841*	1/4	----
28-842*	3/8	----
28-843*	1/2	----
28-844*	3/4	----

### FEMALE BSPP CAP



Part #	Size	
28-855	1/8	----
28-856	1/4	----
28-857	3/8	----
28-858	1/2	----

Good judgment comes from experience, and experience comes from bad judgment.

- Barry LePatner

### BSPT MALE X FEMALE NPT



Part #	Size	
28-860*	1/8 X 1/8	----
28-861*	1/4 X 1/4	----
28-862*	3/8 X 3/8	----
28-863*	1/2 X 1/2	----
28-864*	3/4 X 3/4	----

### NPT MALE X FEMALE BSPP



Part #	Size	
28-867*	1/8 X 1/8	----
28-868*	1/4 X 1/4	----
28-869*	3/8 X 3/8	----
28-870*	1/2 X 1/2	----
28-871*	3/4 X 3/4	----

### BUSHING

### BSPT MALE X BSPP FEMALE



Part #	Size	
28-873	1/4 X 1/8	----
28-874	3/8 X 1/8	----
28-875	3/8 X 1/4	----
28-876	1/2 X 1/4	----
28-877	1/2 X 3/8	----
28-878	3/4 X 1/2	----

All Fittings are Nickel Plated  
except (\*) which are Yellow Brass  
**BRASS RIGID MALE BARB**

### ADAPTER



**NEW**

Part #	Hose I.D. x BSPT	
32-450*	1/4" x 1/8"	----
32-451*	1/4" x 1/4"	----
32-452*	3/8" x 1/4"	----
32-453*	3/8" x 3/8"	----
32-454*	3/8" x 1/2"	----
32-455*	1/2" x 3/8"	----
32-456*	1/2" x 1/2"	----
32-457*	3/4" x 3/4"	----
32-458*	1" x 1"	----

# BSPT/BSPP FITTINGS

# BRASS FITTINGS


BRASS

## MALE BSPP X FEMALE BSPP ADAPTER



Part #	Size	
28-880	1/8 X 1/8	----
28-881	1/8 X 1/4	----
28-882	1/4 X 1/8	----
28-883	1/4 X 1/4	----
28-884	1/4 X 3/8	----
28-885	3/8 X 1/8	----
28-886	3/8 X 1/4	----
28-887	3/8 X 3/8	----
28-888	3/8 X 1/2	----
28-889	1/2 X 1/4	----
28-890	1/2 X 3/8	----
28-891	1/2 X 1/2	----

## FEMALE BSPP COUPLING



Part #	Size	
28-894	1/8 X 1/8	----
28-895	1/4 X 1/8	----
28-896	1/4 X 1/4	----
28-897	3/8 X 1/8	----
28-898	3/8 X 1/4	----
28-899	3/8 X 3/8	----
28-900	1/2 X 1/4	----
28-901	1/2 X 3/8	----
28-902	1/2 X 1/2	----

All Fittings are Nickel Plated

I don't know the key to success, but the key to failure is trying to please everybody.

- Bill Cosby

## 90° BSPT MALE ELBOW



Part #	Size	
28-905	1/8 X 1/8	----
28-906	1/4 X 1/4	----
28-907	3/8 X 3/8	----
28-908	1/2 X 1/2	----

## MALE BSPT X FEMALE BSPP 90° ELBOW



Part #	Size	
28-911	1/8 X 1/8	----
28-912	1/4 X 1/4	----
28-913	3/8 X 3/8	----
28-914	1/2 X 1/2	----

## BSPP FEMALE 90° ELBOW



Part #	Size	
28-917	1/8 X 1/8	----
28-918	1/4 X 1/4	----
28-919	3/8 X 3/8	----
28-920	1/2 X 1/2	----

## MALE BSPT TEE



Part #	Size	
28-924	1/8	----
28-925	1/4	----
28-926	3/8	----

## BSPP FEMALE TEE



Part #	Size	
28-930	1/8	----
28-931	1/4	----
28-932	3/8	----
28-933	1/2	----

## BSPP FEMALE X BSPT MALE BRANCH TEE



Part #	Size	
28-940	1/8	----
28-941	1/4	----
28-942	3/8	----
28-943	1/2	----

## BSPP MALE RUN TEE



Part #	Size	
28-947	1/8	----
28-948	1/4	----
28-949	3/8	----
28-950	1/2	----

## FEMALE BSPP CROSS



Part #	Size	
28-952	1/8	----
28-953	1/4	----
28-954	3/8	----

# BRASS FITTINGS

# STEEL GREASE FITTINGS

Meets SAE #J-534C

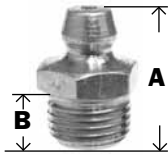
Many types available on special order.

BRASS

## PIPE THREAD

## BALL CHECK

#610  
1610  
2800  
1720

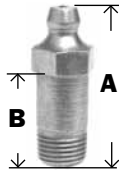


Part #	Size	A	B	Hex	Approx. Wt. Lbs.	
36-110	1/8" -27 NPT	0.68	0.29	0.43	0.01	----
36-111	Thread Forming	0.62	0.23	0.43	0.01	----

## PIPE THREAD

## BALL CHECK

#607  
1607  
2800  
1669

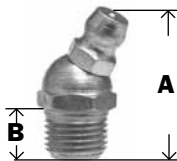


Part #	Size	A	B	Hex	Approx. Wt. Lbs.	
36-112	1/8" -27 NPT	1.25	0.78	0.43	0.02	----
36-113	1/8" -27 NPT	1.75	1.26	0.43	0.02	----

## PIPE THREAD

## 30° ANGLE BALL CHECK

#611  
1611  
2830

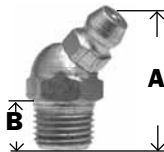


Part #	Size	A	B	Hex	Approx. Wt. Lbs.	
36-114	1/8" -27 NPT	0.90	0.29	0.43	0.01	----

## PIPE THREAD

## 45° ANGLE BALL CHECK

#688  
1688  
2845



Part #	Size	A	B	Hex	Approx. Wt. Lbs.	
36-116	1/8" -27 NPT	0.89	0.29	0.43	0.01	----

## PIPE THREAD

## 65° ANGLE BALL CHECK

#612  
1612  
2865



Part #	Size	A	B	Hex	Approx. Wt. Lbs.	
36-118	1/8" -27 NPT	0.84	0.29	0.43	0.01	----

## PIPE THREAD

## 90° ANGLE BALL CHECK

#613  
1613  
2890

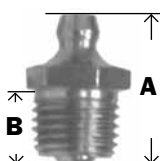


Part #	Size	A	B	Hex	Approx. Wt. Lbs.	
36-120	1/8" -27 NPT	0.84	0.29	0.43	0.01	----
36-121	1/8" -27 NPT	1.81	1.25	0.43	0.01	----

## PIPE THREAD

## BALL CHECK

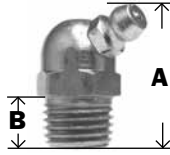
#627  
1627  
2900K



Part #	Size	A	B	Hex	Approx. Wt. Lbs.	
36-130	1/4" -18 NPT	0.87	0.42	0.56	0.02	----

**PIPE THREAD**

#629  
1629  
2965

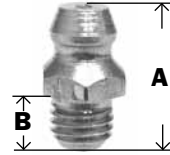


**65° ANGLE BALL CHECK**

Part #	Size	A	B	Hex	Approx. Wt. Lbs.	
36-132	1/4"-18 NPT	0.96	0.34	0.56	0.02	----

**1/4-28 TAPER THREAD**

#641  
1641  
2400  
3038




**SHORT BALL CHECK**

Part #	Size	A	B	Hex	Approx. Wt. Lbs.	
36-140	1/4"-28 NPT	0.54	0.18	0.31	0.01	----
36-141	Thread Forming	0.57	0.20	0.31	0.01	----

**1/4-28 TAPER THREAD**

#652  
1652  
2400




**LONG BALL CHECK**

Part #	Size	A	B	Hex	Approx. Wt. Lbs.	
36-142	1/4"-28 Taper Thread	0.90	0.29	0.43	0.01	----

**1/4-28 TAPER THREAD**

#680  
1680  
2400




**EXTRA LONG BALL CHECK**

Part #	Size	A	B	Hex	Approx. Wt. Lbs.	
36-144	1/4"-28 Taper Thread	0.96	0.62	0.31	0.02	----

**1/4-28 TAPER THREAD**

#637  
1637  
2445  
1665  
2465  
3010




**SHORT 45° BALL CHECK**

Part #	Size	Angle	A	B	Hex	Approx. Wt. Lbs.	
36-146	1/4"-28 Taper Thread	45°	0.81	0.20	0.37	0.02	----
36-147	1/4"-28 Taper Thread	65°	0.78	0.20	0.37	0.02	----

**1/4-28 TAPER THREAD**

#636  
1630  
2445




**LONG 45° BALL CHECK**

Part #	Size	A	B	Hex	Approx. Wt. Lbs.	
36-148	1/4"-28 Taper Thread	0.90	0.29	0.37	0.02	----

**1/4-28 TAPER THREAD**

#911  
1911  
2490  
3054



**90° ANGLE BALL CHECK**

Part #	Size	A	B	Hex	Approx. Wt. Lbs.	
36-150	1/4"-28 Taper Thread	0.75	0.20	0.37	0.02	----
36-152	Thread Forming	0.75	0.20	0.37	0.02	----

# BRASS FITTINGS

# STEEL GREASE FITTINGS

BRASS

## DRIVE TYPE

## BALL CHECK

#608  
1608




Part #	Size	A	B	Approx. Wt. Lbs.	
36-160	5/16"	0.54	0.25	0.01	----

## DRIVE TYPE

## BALL CHECK

#728  
1728  
2316



Part #	Size	A	B	Approx. Wt. Lbs.	
36-164	3/16"	0.51	0.25	0.01	----

## DRIVE TYPE

## BALL CHECK

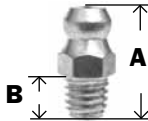
#743  
1743  
214



Part #	Size	A	B	Approx. Wt. Lbs.	
36-166	1/4"	0.55	0.23	0.01	----

## METRIC

#711  
6000  
2106  
2M6




Part #	Size	A (mm)	B (mm)	Hex (mm)	Approx. Wt. Lbs.	
36-168	6MM x 1	16	6	7	0.01	----

## METRIC

## 45° ANGLE

#712  
6045  
2107




Part #	Size	A (mm)	B (mm)	Hex (mm)	Approx. Wt. Lbs.	
36-170	6MM x 1	21	5.5	9	0.02	----

## METRIC

## 90° ANGLE


#713  
6090  
2108  
ZM906



Part #	Size	A (mm)	B (mm)	Hex (mm)	Approx. Wt. Lbs.	
36-172	6MM x 1	18	5.5	9	0.02	----

## METRIC

#811  
8000  
2103  
ZM58




Part #	Size	A (mm)	B (mm)	Hex (mm)	Approx. Wt. Lbs.	
36-174	8MM x 1	17	6	9	0.02	----

## METRIC

## 45° ANGLE

#812  
8045  
2104  
ZM458




Part #	Size	A (mm)	B (mm)	Hex (mm)	Approx. Wt. Lbs.	
36-176	8MM x 1	21	5.5	9	0.02	----

## METRIC

## 90° ANGLE

#813  
8090  
2105  
ZM908



Part #	Size	A (mm)	B (mm)	Hex (mm)	Approx. Wt. Lbs.	
36-178	8MM x 1	18	5.5	9	0.02	----

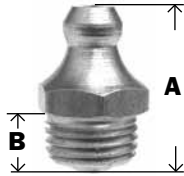


## STEEL GREASE FITTINGS

## BRASS FITTINGS

## METRIC

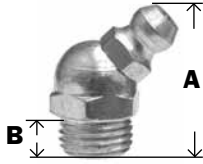
#911  
9000  
2109  
ZM510



Part #	Size	A (mm)	B (mm)	Hex (mm)	Approx. Wt. Lbs.	
36-180	10MM x 1	18	6	11	0.02	----

## METRIC

#912  
9045  
2110  
ZM4510




## 45° ANGLE

Part #	Size	A (mm)	B (mm)	Hex (mm)	Approx. Wt. Lbs.	
36-182	10MM x 1	21	5.5	11	0.02	----

## METRIC


#913  
9090  
2111  
ZM9010



## 90° ANGLE


Part #	Size	A (mm)	B (mm)	Hex (mm)	Approx. Wt. Lbs.	
36-184	10MM x 1	18	5.5	11	0.02	----

#711-B  
1711  
2500



Part #	Size	A	B	Hex	Approx. Wt. Lbs.	
36-186	5/16"-24	0.65	0.25	0.37	0.02	----


#710-B  
1710  
2600



Part #	Size	A	B	Hex	Approx. Wt. Lbs.	
36-188	3/8"-24	0.65	0.25	0.43	0.01	----

## BUTTON HEAD

1184  
1186




Part #	Size	A	B	Hex	Approx. Wt. Lbs.	
36-200	1/8"-27 PTF	0.75	0.34	0.62	0.03	----
36-205	1/4"-18 NPT	0.82	0.42	0.62	0.03	----

## WHIP HOSE



Part #	Length	
36-210	12" RUBBER	----
36-212	18" RUBBER	----
36-214	24" RUBBER	----
36-216	36" RUBBER	----

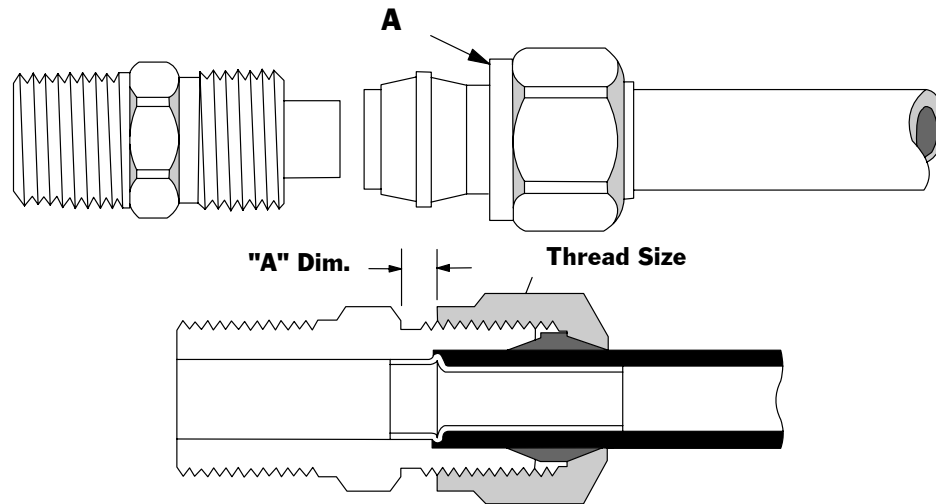
## 4 JAW GREASE GUN COUPLER



Part #	A	Hex	Approx. Wt. Lbs.	
36-220	1.50	0.56	0.05	----



# D.O.T. Air Brake - Nylon Tubing



<b>Tube O.D</b>	<b>1/4</b>	<b>3/8</b>	<b>1/2</b>	<b>5/8</b>	<b>3/4</b>
<b>Thread Size-B</b>	<b>7/16-24</b>	<b>17/32-24</b>	<b>11/16-20</b>	<b>13/16-18</b>	<b>1-18</b>

**•Typical Application**

Air brake systems except where temperatures exceed +200°F or where battery acid can drip on tubing.

**•Pressure**

Maximum operating pressure of 150 PSI.

**•Vibration**

Fair resistance.

**•Temperature Range**

-40°F to +200°F (-40°C to +93°C).

**•Material**

CA360 Brass

**•Used With**

NT Nylon Tubing - SAE J844 Type A and B.

**•Tolerance**

+/- .02 on all dimensions. Dimension data can change without notice. Please call us when dimensions are critical

**•Advantages**

Easy to assemble (no tube preparation or flaring required.) Built in tube support. May be used with copper tubing by replacing nut, sleeve and insert with long nut and spherical sleeve. Insert should be removed for copper tubing use.

**•Conformance**

Meets specifications and standards of SAE and DOT FMVSS 571,106.

**•Assembly Instructions**

- 1- Cut tubing to desired length.
- 2-Slide nut and then sleeve on tubing. Threaded end of nut "A" must face toward fitting body.
- 3-Insert tubing into the preassembled fitting. Be sure tubing is bottomed in fitting.
- 4- Tighten nut to required torque as indicated on chart.

**Disassembling:** Remove nut and pull tubing out of fitting body. Insert will remain in tubing.

**Reassembly:** Push tubing and insert into fitting body until it bottoms. Thread nut onto fitting body and torque as in step 4.


<b>Tube Size</b>	<b>Additional Number of Turns from Hand-Tight</b>
<b>1/4</b>	<b>3</b>
<b>3/8, 1/2</b>	<b>4</b>
<b>5/8, 3/4</b>	<b>3-1/2</b>

You don't get anything clean without getting something else dirty.

- Cecil Baxter

**SLEEVE**

**SAE# 100115**

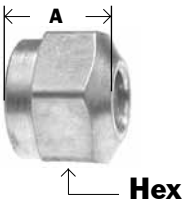


60NAB  
60NTA  
1460

Part #	Tube O.D.	A	Approx. Wt. Lbs.	
38-001	1/4"	0.30	0.01	----
38-002	3/8"	0.39	0.02	----
38-003	1/2"	0.43	0.02	----
38-004	5/8"	0.48	0.03	----
38-005	3/4"	0.53	0.04	----

**NUT**

**SAE# 100110**

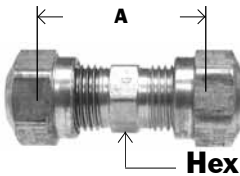


61NAB  
61NTA  
1461

Part #	Tube O.D.	A	Hex	Approx. Wt. Lbs.	
38-010	1/4"	0.45	0.56	0.02	----
38-011	3/8"	0.63	0.62	0.02	----
38-012	1/2"	0.72	0.81	0.04	----
38-013	5/8"	0.77	0.94	0.04	----
38-014	3/4"	0.81	1.12	0.06	----

**UNION**


**SAE# 100101BA**



62NAB  
62NTA  
1462

Part #	Tube O.D.	A	Hex	Approx. Wt. Lbs.	
38-019	1/4"	0.85	0.43	0.08	----
38-020	3/8"	1.10	0.56	0.18	----
38-021	1/2"	1.31	0.68	0.20	----
38-022	5/8"	1.43	0.81	0.26	----
38-023	3/4"	1.60	1.00	0.48	----

**BULKHEAD UNION**




62NBH  
1474  
475

Part #	Tube O.D.	A	Hex 1	Hex 2	Approx. Wt. Lbs.	
38-028	1/4"	1.38	0.56	0.56	0.11	----
38-029	3/8"	1.61	0.69	0.75	0.16	----
38-030	1/2"	1.88	0.81	0.87	0.26	----

**STAINLESS STEEL INSERT**


• For SAE# J844 TUBING



59A  
63NTA

Part #	Tube O.D.	A	B	Approx. Wt. Lbs.	
38-035	1/4"	0.53	0.16	0.01	----
38-036	3/8"	0.64	0.24	0.02	----
38-037	1/2"	0.81	0.37	0.02	----
38-038	5/8"	0.86	0.43	0.03	----
38-039	3/4"	1.04	0.56	0.03	----

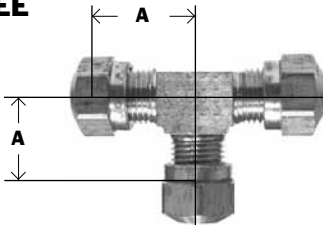
**BRASS INSERT**



1484  
463

Part #	Tube O.D.	A	B	Approx. Wt. Lbs.	
38-040	1/4"	0.64	0.16	0.01	----
38-041	3/8"	0.76	0.24	0.02	----
38-042	1/2"	0.94	0.37	0.02	----
38-043	5/8"	1.06	0.43	0.02	----
38-048	3/4"	1.21	0.56	0.04	----

**TEE**

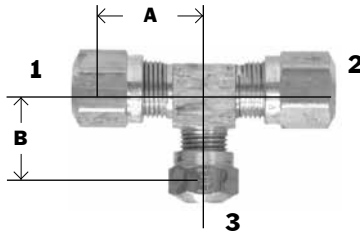


64NAB  
264NTA  
1464

**SAE# 100401BA**

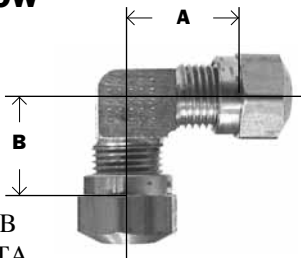
Part #	Tube O.D.	A	Approx. Wt. Lbs.	
38-044	1/4"	0.61	0.14	----
38-045	3/8"	0.78	0.18	----
38-046	1/2"	0.92	0.36	----
38-047	5/8"	1.09	0.46	----

**REDUCING TEE**



Part #	Tube O.D. (1&2) x 3	A	B	Approx. Wt. Lbs.	
38-049	3/8" x 1/4"	0.72	0.69	0.24	----
38-057	1/2" x 3/8"	0.92	0.85	0.30	----

**ELBOW**




65NAB  
265NTA  
1465

**SAE# 100201BA**

Part #	Tube O.D.	A	Approx. Wt. Lbs.	
38-052	1/4"	0.61	0.10	----
38-053	3/8"	0.78	0.12	----
38-054	1/2"	0.92	0.26	----
38-055	5/8"	1.09	0.34	----

**FEMALE ADAPTER**



66NAB  
66NTA  
1466  
66NBH


**SAE# 100103BA**

Part #	Tube O.D. x Female NPT	A	Hex	Approx. Wt. Lbs.	
38-060	1/4" x 1/8"	0.83	0.56	0.07	----
38-061	1/4" x 1/4"	1.06	0.68	0.08	----
38-062	3/8" x 1/8"	1.00	0.56	0.10	----
38-063	3/8" x 1/4"	1.18	0.68	0.10	----
38-064	3/8" x 3/8"	1.18	0.87	0.12	----
38-065	1/2" x 3/8"	1.27	0.87	0.16	----
38-066	1/2" x 1/2"	1.43	1.06	0.26	----
38-067	5/8" x 3/8"	1.31	0.87	0.28	----
38-068	5/8" x 1/2"	1.50	1.06	0.28	----

Dimension data can change without notice.  
Please call us when dimensions are critical.

**MALE ADAPTER**

**SAE# 100102BA**

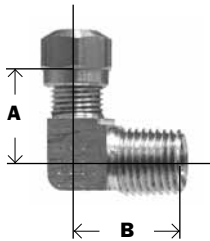


68NAB  
68NTA  
1468

Part #	Tube O.D. x Male NPTF	A	Hex	Approx. Wt. Lbs.	
38-072	1/4" x 1/16"	0.90	0.43	0.05	----
38-073	1/4" x 1/8"	0.88	0.43	0.05	----
38-074	1/4" x 1/4"	1.09	0.56	0.07	----
38-075	1/4" x 3/8"	1.13	0.68	0.09	----
38-076	3/8" x 1/8"	1.03	0.56	0.08	----
38-077	3/8" x 1/4"	1.20	0.56	0.10	----
38-078	3/8" x 3/8"	1.24	0.68	0.10	----
38-079	3/8" x 1/2"	1.43	0.87	0.16	----
38-080	1/2" x 1/4"	1.32	0.68	0.13	----
38-081	1/2" x 3/8"	1.32	0.68	0.14	----
38-082	1/2" x 1/2"	1.51	0.87	0.21	----
38-087	1/2" x 3/4"	1.57	1.06	0.23	----
38-083	5/8" x 3/8"	1.39	0.81	0.17	----
38-084	5/8" x 1/2"	1.57	0.87	0.20	----
38-088	5/8" x 3/4"	1.71	1.06	0.25	----
38-085	3/4" x 1/2"	1.68	1.00	0.28	----
38-086	3/4" x 3/4"	1.71	1.06	0.33	----

**MALE ELBOW**

**SAE# 100202BA**

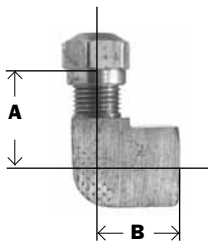


1469

Part #	Tube O.D. x Male NPTF	A	B	Approx. Wt. Lbs.	
38-091	1/4" x 1/8"	0.61	0.65	0.06	----
38-092	1/4" x 1/4"	0.67	0.86	0.09	----
38-093	1/4" x 3/8"	0.72	0.85	0.12	----
38-094	3/8" x 1/8"	0.72	0.73	0.09	----
38-095	3/8" x 1/4"	0.80	0.93	0.11	----
38-090	3/8" x 1/4" LONG	0.80	1.44	0.14	----
38-101	3/8" x 3/8"	0.83	0.90	0.14	----
38-102	3/8" x 1/2"	0.93	1.09	0.21	----
38-103	1/2" x 1/4"	0.85	0.98	0.18	----
38-104	1/2" x 3/8"	0.92	0.98	0.19	----
38-109	1/2" x 3/8" LONG	0.94	1.38	0.26	----
38-105	1/2" x 1/2"	1.02	1.17	0.28	----
38-106	5/8" x 3/8"	1.00	1.05	0.24	----
38-107	5/8" x 1/2"	1.10	1.25	0.28	----
38-110	5/8" x 3/4"	1.09	1.24	0.38	----
38-108	3/4" x 1/2"	1.19	1.33	0.41	----

**FEMALE ELBOW**

**SAE# 100203BA**



70NAB  
1470  
270NTA

Part #	Tube O.D. x Female NPTF	A	B	Approx. Wt. Lbs.	
38-113	1/4" x 1/8"	0.68	0.52	0.08	----
38-114	1/4" x 1/4"	0.77	0.70	0.12	----
38-115	3/8" x 1/8"	0.82	0.58	0.14	----
38-116	3/8" x 1/4"	0.88	0.76	0.10	----
38-117	3/8" x 3/8"	0.93	0.76	0.12	----
38-118	1/2" x 3/8"	1.02	0.81	0.23	----
38-119	1/2" x 1/2"	1.13	1.01	0.36	----
38-120	5/8" x 1/2"	1.19	1.07	0.38	----

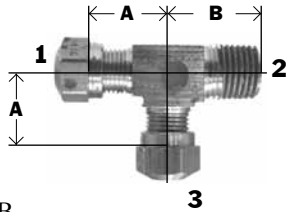
# BRASS FITTINGS

# D.O.T. AIR BRAKE - NYLON TUBING

**BRASS**

## MALE RUN TEE

SAE# 100424BA

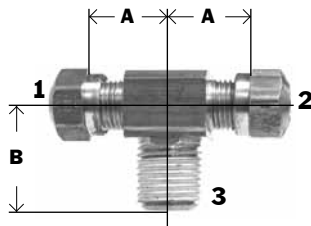


71NAB  
271NTA  
1471

Part #	Tube O.D. x Male NPTF x Tube O.D. 1x2x3	A	B	Approx. Wt. Lbs.	
38-125	1/4" x 1/8" x 1/4"	0.61	0.65	0.10	----
38-126	1/4" x 1/4" x 1/4"	0.68	0.86	0.14	----
38-124	3/8" x 1/4" x 1/4"	0.72	0.69	0.14	----
38-127	3/8" x 1/4" x 3/8"	0.78	0.91	0.16	----
38-128	3/8" x 3/8" x 3/8"	0.83	0.90	0.20	----
38-129	1/2" x 3/8" x 1/2"	0.92	0.98	0.30	----

## MALE BRANCH TEE

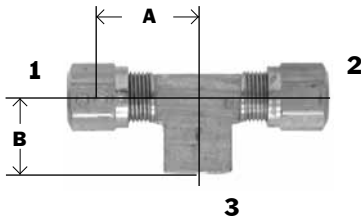
SAE# 100425BA



72NAB  
272NTA  
1472

Part #	Tube O.D. x Tube O.D. x Male NPTF 1x2x3	A	B	Approx. Wt. Lbs.	
38-136	1/4" x 1/4" x 1/8"	0.61	0.65	0.10	----
38-137	1/4" x 1/4" x 1/4"	0.67	0.86	0.13	----
38-138	3/8" x 3/8" x 1/8"	0.71	0.73	0.14	----
38-132	3/8" x 1/4" x 1/4"	0.80	0.93	0.15	----
38-139	3/8" x 3/8" x 1/4"	0.78	0.91	0.16	----
38-133	1/2" x 1/2" x 1/4"	0.87	1.00	0.26	----
38-140	3/8" x 3/8" x 3/8"	0.83	0.90	0.20	----
38-134	1/2" x 3/8" x 3/8"	0.94	1.00	0.26	----
38-141	1/2" x 1/2" x 3/8"	0.92	0.98	0.30	----
38-142	1/2" x 1/2" x 1/2"	1.02	1.17	0.38	----
38-143	5/8" x 5/8" x 1/2"	1.09	1.24	0.44	----

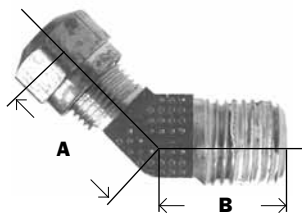
## SPECIAL TEES



Part #	Tube O.D. x Tube O.D. x Female NPTF 1x2x3	A	B	Approx. Wt. Lbs.	
38-144	3/8" x 3/8" x 1/4"	0.90	0.78	0.21	----
38-146	5/8" x 5/8" x 1/4"	1.04	0.89	0.48	----

## 45° ELBOW

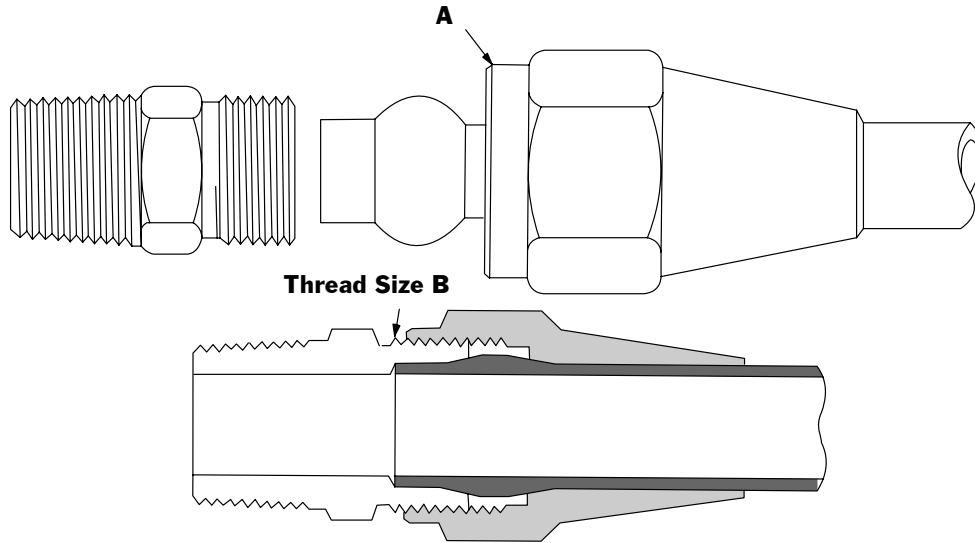
SAE# 100302BA



6945NAB  
279NTA  
1480

Part #	Tube O.D. x Male NPTF	A	B	Approx. Wt. Lbs.	
38-148	1/4" x 1/8"	0.49	0.63	0.06	----
38-149	1/4" x 1/4"	0.60	0.85	0.08	----
38-150	3/8" x 1/8"	0.71	0.67	0.10	----
38-151	3/8" x 1/4"	0.72	0.86	0.10	----
38-152	3/8" x 3/8"	0.76	0.95	0.14	----
38-153	3/8" x 1/2"	0.78	1.20	0.24	----
38-157	1/2" x 1/4"	0.85	0.95	0.20	----
38-154	1/2" x 3/8"	0.84	0.94	0.20	----
38-155	1/2" x 1/2"	0.87	1.16	0.24	----
38-156	5/8" x 1/2"	1.00	1.20	0.28	----
38-158	3/4" x 1/2"	1.10	1.18	0.38	----

# D.O.T. Air Brake - Copper Tubing



<b>Tube O.D.</b>	<b>1/4</b>	<b>3/8</b>	<b>1/2</b>	<b>5/8</b>	<b>3/4</b>
<b>Thread Size-B</b>	<b>7/16-24</b>	<b>17/32-24</b>	<b>11/16-20</b>	<b>13/16-18</b>	<b>1-18</b>

**•Typical Application**  
Air brake systems.

**•Pressure**  
Maximum operating pressure of 150 PSI.

**•Vibration**  
Fair resistance.

**•Temperature Range**  
-65°F to +250°F (-53°C to +121°C) with copper tubing.

**•Material**  
CA360 Brass.

**•Used With**  
Copper tubing in air brake systems.

**•Tolerance**  
+/- .02 on all dimensions. Dimension data can change without notice. Please call us when dimensions are critical.

**•Advantages**  
Easy to assemble (no flaring). May be used with nylon tubing by replacing long nut and spherical sleeve with insert, rigid sleeve and nut.

**•Conformance**  
Meets specifications and standards of SAE and DOT.

**•Assembly Instructions**

- 1- Cut tubing to desired length. Make sure all burrs are removed and the ends are cut square.
- 2- Slide nut and then sleeve on tubing. Threaded end "A" must face toward fitting body.
- 3- Insert tubing into fitting. Be sure tubing is bottomed on fitting shoulder.
- 4- Thread nut onto fitting body until it is hand tight.
- 5- From that point, tighten with a wrench the number of turns indicated in the chart below:

<b>Tube Size</b>	<b>Additional Number of Turns from Hand Tight</b>
<b>1/4, 3/8</b>	<b>1-3/4</b>
<b>1/2, 5/8, 3/4</b>	<b>3-1/4</b>

**SLEEVE**

**SAE# 120115BA**




60AB  
1360

Part #	Tube O.D.	A	Approx. Wt. Lbs.	
38-161	1/4"	0.25	0.01	----
38-162	3/8"	0.31	0.02	----
38-163	1/2"	0.38	0.02	----
38-164	5/8"	0.44	0.02	----
38-165	3/4"	0.50	0.04	----

**NUT**

**SAE# 120111BA**

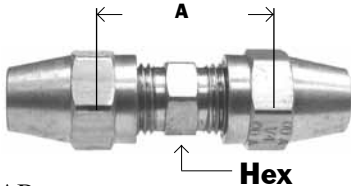


20961  
61AB  
1361

Part #	Tube O.D.	A	Hex	Approx. Wt. Lbs.	
38-170	1/4"	0.75	0.56	0.02	----
38-171	3/8"	1.13	0.62	0.04	----
38-172	1/2"	1.25	0.81	0.08	----
38-173	5/8"	1.38	0.94	0.12	----
38-174	3/4"	1.56	1.12	0.18	----

**UNION**

**SAE# 120101BA**

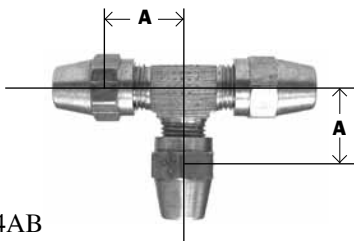


62AB  
1362

Part #	Tube O.D.	A	Hex	Approx. Wt. Lbs.	
38-179	1/4"	0.81	0.44	0.08	----
38-180	3/8"	1.10	0.56	0.14	----
38-181	1/2"	1.07	0.69	0.24	----
38-182	5/8"	1.41	0.81	0.34	----
38-183	3/4"	1.59	1.00	0.54	----

**TEE**

**SAE# 120401BA**



264AB  
1364

Part #	Tube O.D.	A	Approx. Wt. Lbs.	
38-188	1/4"	0.62	0.16	----
38-189	3/8"	0.82	0.24	----
38-190	1/2"	0.94	0.48	----
38-191	5/8"	1.09	0.60	----

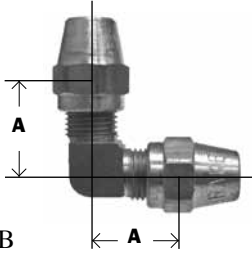
Do not condemn the judgement of another because it differs from your own. You may both be wrong.

Dimension data can change without notice.  
Please call us when dimensions are critical.

**- Dandemis**

**ELBOW**

**SAE# 120201BA**




265AB  
1365

Part #	Tube O.D.	A	Approx. Wt. Lbs.	
38-196	1/4"	0.62	0.10	----
38-197*	3/8"	0.78	0.16	----
38-198	1/2"	0.92	0.28	----
38-199	5/8"	1.10	0.42	----

\* Forged

**FEMALE ADAPTER**

**SAE# 120103BA**

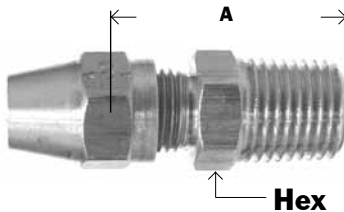


66AB  
1366

Part #	Tube O.D. x Female NPTF	A	Hex	Approx. Wt. Lbs.	
38-204	1/4" x 1/8"	0.84	0.56	0.08	----
38-205	1/4" x 1/4"	1.07	0.68	0.10	----
38-206	3/8" x 1/8"	1.00	0.56	0.10	----
38-207	3/8" x 1/4"	1.19	0.68	0.12	----
38-208	3/8" x 3/8"	1.18	0.87	0.16	----
38-209	1/2" x 3/8"	1.27	0.87	0.18	----
38-210	1/2" x 1/2"	1.44	1.06	0.20	----
38-211	5/8" x 3/8"	1.31	0.87	0.24	----
38-212	5/8" x 1/2"	1.50	1.06	0.26	----

**MALE ADAPTER**

**SAE# 120102BA**



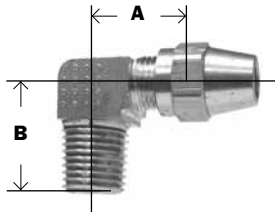
68AB  
1368

Part #	Tube O.D. x Male NPTF	A	Hex	Approx. Wt. Lbs.	
38-217	1/4" x 1/8"	0.88	0.43	0.06	----
38-218	1/4" x 1/4"	0.97	0.56	0.08	----
38-219	1/4" x 3/8"	1.14	0.68	0.10	----
38-220	3/8" x 1/8"	1.02	0.56	0.08	----
38-221	3/8" x 1/4"	1.09	0.56	0.10	----
38-222	3/8" x 3/8"	1.19	0.69	0.12	----
38-223	3/8" x 1/2"	1.45	0.87	0.18	----
38-224	1/2" x 1/4"	1.32	0.69	0.16	----
38-225	1/2" x 3/8"	1.35	0.69	0.18	----
38-226	1/2" x 1/2"	1.51	0.87	0.24	----
38-227	5/8" x 3/8"	1.39	0.81	0.22	----
38-228	5/8" x 1/2"	1.57	0.87	0.24	----
38-229	3/4" x 1/2"	1.67	1.00	0.34	----
38-230	3/4" x 3/4"	1.71	1.06	0.40	----



**90° MALE ELBOW**

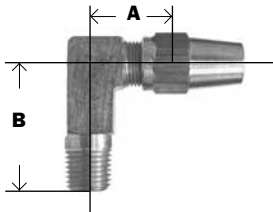
**SAE# 120202BA**



269AB  
1369

Part #	Tube O.D. x Male NPTF	A	B	Approx. Wt. Lbs.	
38-235	1/4" x 1/8"	0.64	0.76	0.08	----
38-236	1/4" x 1/4"	0.69	0.88	0.10	----
38-237	1/4" x 3/8"	0.73	0.86	0.14	----
38-238	3/8" x 1/8"	0.73	0.75	0.12	----
38-239	3/8" x 1/4"	0.80	0.93	0.12	----
38-240	3/8" x 3/8"	0.83	0.90	0.16	----
38-241	3/8" x 1/2"	0.95	1.11	0.24	----
38-242	1/2" x 1/4"	0.85	0.98	0.24	----
38-243	1/2" x 3/8"	0.92	0.98	0.22	----
38-244	1/2" x 1/2"	1.04	1.19	0.30	----
38-245	5/8" x 3/8"	1.01	1.06	0.34	----
38-246	5/8" x 1/2"	1.10	1.25	0.36	----
38-247	3/4" x 1/2"	1.19	1.32	0.44	----

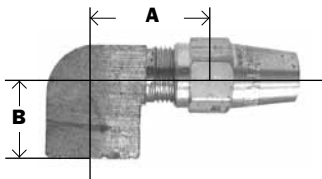
**LONG PATTERN ELBOW**



Part #	Tube O.D. x Male NPTF	A	B	Approx. Wt. Lbs.	
38-249	3/8" x 1/4"	0.81	1.44	0.16	----

**90° FEMALE ELBOW**

**SAE# 120203BA**

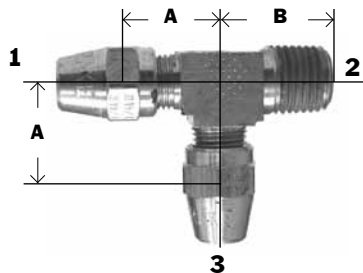


270AB  
1370

Part #	Tube O.D. x Female NPTF	A	B	Approx. Wt. Lbs.	
38-252	1/4" x 1/8"	0.69	0.52	0.10	----
38-253	1/4" x 1/4"	0.78	0.71	0.14	----
38-255	3/8" x 1/4"	0.84	0.78	0.16	----
38-256	3/8" x 3/8"	0.93	0.77	0.18	----
38-257	1/2" x 3/8"	1.03	0.82	0.26	----
38-259	5/8" x 1/2"	1.19	1.07	0.44	----

**MALE RUN TEE**

**SAE# 120424BA**

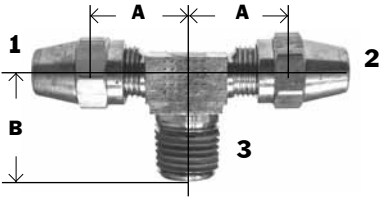


271AB  
1371

Part #	Tube O.D. x Male NPTF (1&3)x2	A	B	Approx. Wt. Lbs.	
38-264	1/4" x 1/8"	0.62	0.66	0.12	----
38-265	1/4" x 1/4"	0.68	0.87	0.16	----
38-266	3/8" x 1/4"	0.79	0.92	0.20	----
38-267	3/8" x 3/8"	0.83	0.90	0.24	----
38-269	1/2" x 1/2"	1.03	1.18	0.42	----

**MALE BRANCH TEE**

**SAE# 120425BA**

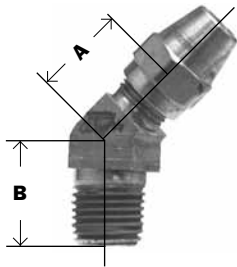


Part #	Tube O.D. x Male NPTF (1&2)x3	A	B	Approx. Wt. Lbs.	
38-278	3/8" x 1/4"	0.78	0.91	0.18	----
38-279	3/8" x 3/8"	0.85	0.92	0.24	----
38-280	1/2" x 3/8"	0.91	0.98	0.36	----
38-281	1/2" x 1/2"	1.03	1.18	0.42	----

272AB  
1372

**45° MALE ELBOW**

**SAE# 120302BA**



Part #	Tube O.D. x Male NPTF	A	B	Approx. Wt. Lbs.	
38-287	1/4" x 1/8"	0.49	0.63	0.08	----
38-288	1/4" x 1/4"	0.60	0.85	0.10	----
38-290	3/8" x 1/4"	0.72	0.86	0.18	----
38-291	3/8" x 3/8"	0.75	0.94	0.20	----
38-292	3/8" x 1/2"	0.78	1.16	0.22	----
38-293*	1/2" x 3/8"	0.82	0.94	0.18	----
38-294	1/2" x 1/2"	0.87	1.16	0.24	----

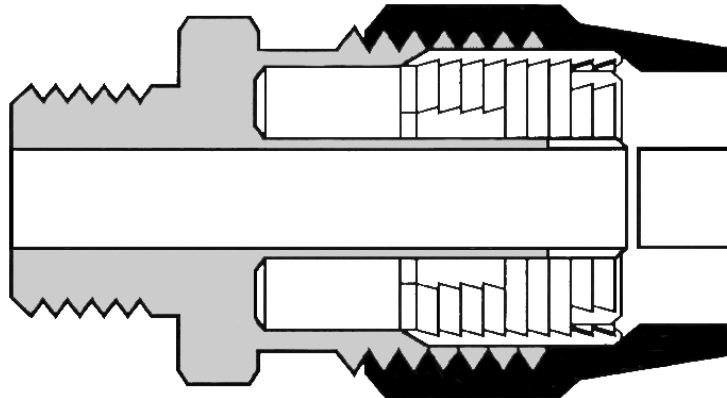
\* Forged

279AB  
1380

Life is based on perception,  
 Perception is based on opinion,  
 Opinion is based on thought,  
 Thought comes from the mind.  
 Change your mind , change your life.

- Author Unknown

## D.O.T. Air Brake - Hose/ Ends



### •Typical Application

Air Brake hose connections.  
Meets SAE & DOT specifications  
(FMVCS 10 GAL)

### •Pressure

Determined by maximum working pressure for hose size.  
Up to 125 psi

### •Material

CA360 Brass.  
Temperature: -40°F to + 120° F ( -40°C to +48°C )

### •Advantages

Can be used for nearly any brake line. Easy to assemble with a good selection of hose end configurations. Brass material offers excellent resistance against corrosion.

### •Tolerance

+/- .02 on all dimensions. Dimension data can change without notice. Please call us when dimensions are critical.


### •Assembly Instructions

- 1- Slide nut and sleeve onto hose. Make sure bevel edge of sleeve faces out toward fitting.
- 2- Push hose into fitting until it bottoms.
- 3- Screw nut until contact is made with body hex.

NOTE: When reassembling fitting, body and nut should be inspected. Only reuse if in proper condition. Sleeves should never be reused.

**SLEEVE**

#60HC  
3380-A  
0903610  
367



Part #	Hose I.D. Size	A	B	Approx. Wt. Lbs.	
38-300	3/8"	0.69	0.90	0.02	----
38-301	1/2"	0.64	1.03	0.02	----

**NUT**

#61HC  
369  
3380-B  
0903624



Part #	Hose I.D. Size	A	Hex	Approx. Wt. Lbs.	
38-306	3/8"	1.26	1.03	0.04	----
38-307	1/2"	1.20	1.25	0.06	----

**NUT**

#61HCS  
0903613  
3380-D  
31RBSG




Part #	Hose I.D. Size	Thread	A	Hex	Approx. Wt. Lbs.	
38-312	3/8"	31/32-20	1.25	1.03	0.04	----
38-313	1/2"	1-3/32-20	1.20	1.25	0.06	----

We should be taught not to wait for inspiration to start a thing. Action always generates inspiration. Inspiration seldom generates action.

- Frank Tibolt


**SPRING**



Part #	Hose I.D.	A	B	C	Approx. Wt. Lbs.	
38-351	3/8"	2.75	0.84	0.78	0.20	----
38-352	1/2"	2.75	1.10	1.10	0.22	----

#60SG      3380-C  
0901045    377


**UNION**



Part #	Hose I.D.	Thread	A	Hex	Approx. Wt. Lbs.	
38-318	3/8"	31/32-30	2.55	0.97	0.32	----
38-319	1/2"	1-1/8-20	2.55	1.12	0.48	----

#62HC      362  
3380B-Y0


**FEMALE CONNECTOR HOSE**



Part #	Hose I.D. x Female ABS	A	Hex 1	Hex 2	Approx. Wt. Lbs.	
38-357	3/8" x 3/4-20	1.96	0.87	0.97	0.24	----
38-358	1/2" x 7/8-20	2.1	1.06	1.12	0.38	----

#66ABS      3380B-Y7  
66RBSV    386


**MALE CONNECTOR**



Part #	Hose I.D. x Male Pipe	A	Hex 1	Hex 2	Hex 3	Approx. Wt. Lbs.	
38-363	3/8" x 1/4"	2.90	0.75	0.87	0.97	0.38	----
38-364	1/2" x 3/8"	2.96	0.87	1.06	1.12	0.46	----

#68ABS      3380B-Y8  
09155      387


**ADAPTER**



Part #	Male ABS x Male Pipe	ABS Thread	A	Hex	Approx. Wt. Lbs.	
38-369	3/8" x 1/4"	3/4-20	1.14	0.75	0.06	----
38-368	3/8" x 3/8"	3/4-20	1.14	0.75	0.08	----
38-372	3/8" x 1/2"	3/4-20	1.37	0.87	0.12	----
38-370	1/2" x 3/8"	7/8-20	1.18	0.87	0.10	----
38-371	1/2" x 1/2"	7/8-20	1.38	0.87	0.12	----

#68ABS      76RB  
1390      388


**NUT AND SPRING ASSEMBLY**



Part #	Hose I.D. Size	A	Hex	Approx. Wt. Lbs.	
38-015	3/8"	3.55	1.03	0.18	----
38-016	1/2"	3.50	1.25	0.24	----

379  
67RBSG  
0999999


**ADAPTER BODY**



#68B  
W1391Z

Part #	Hose I.D. x Male Pipe	A	Hex	Approx. Wt. Lbs.	
38-324	3/8" x 1/4"	1.93	0.97	0.12	----
38-325	3/8" x 3/8"	1.92	0.97	0.14	----
38-326	3/8" x 1/2"	2.02	1.00	0.20	----
38-327	1/2" x 3/8"	2.07	1.12	0.18	----
38-328	1/2" x 1/2"	2.06	1.12	0.20	----


**MALE ADAPTER**



#68HC  
368  
3380B-Y2  
68RB

Part #	Hose I.D. x Male Pipe	A	Hex	Approx. Wt. Lbs.	
38-333	3/8" x 1/4"	1.91	0.97	0.22	----
38-334	3/8" x 3/8"	1.94	0.97	0.24	----
38-335	3/8" x 1/2"	2.12	0.97	0.26	----
38-336	1/2" x 3/8"	2.07	1.12	0.33	----
38-337	1/2" x 1/2"	2.07	1.12	0.36	----

**MALE ADAPTER**



#68HCS  
3380B-Y3  
68RBGS  
378

Part #	Hose I.D. x Male Pipe	A	Hex	Approx. Wt. Lbs.	
38-342	3/8" x 1/4"	4.91	1.00	0.32	----
38-343	3/8" x 3/8"	4.96	1.00	0.34	----
38-344	3/8" x 1/2"	5.53	1.00	0.38	----
38-345	1/2" x 3/8"	4.75	1.12	0.48	----
38-346	1/2" x 1/2"	4.88	1.12	0.52	----

**D.O.T. PUSH-IN TUBE FITTINGS**

Meets D.O.T. FMVSS 571.106 SAE J1131 Air Brake System Requirements

**Benefits for Cost Savings & Engineering Project**

- **Fast assembly:** No tools required. Simply push tubing in. Saves up to 75% of assembly time compared to standard air compression fittings. No loose parts to handle.
- **Fast disconnect:** Hold the collet collar with two fingers and pull out tube. No tools required.
- **Reusable:** Can be connected and disconnected several times.
- **Reliable sealing:** Using recommended tubing, full sealing is guaranteed.
- **Versatility:** Buna N O'ring standard. Viton and others available per request. Secure Tube Retention. Pulling on tubing only serves to tighten the connection.
- **Pre-Applied Teflon®** based pipe sealant on all male pipe threads, saving customer additional labor.
- **Full Flow Design,** provides more flow area than conventional fittings with internal tube supports even in the swivels.

DOT Fittings are constructed with an all brass captive eyelet which allows for maximum flow. The brass captive eyelet with extended length is floating and has a machined top end radius for easy instal-

lation of tubing. All male threads have a pre-applied Teflon® based pipe sealant to provide for easy assembly and leak proof seal.

• **Materials:**

CA360 Brass - Barstock CA377 - Forged  
"O" Ring: Buna - Nitrile (90 Durometer)  
EP (Ethylene Propylene)

• **Working Pressures & Temperature Ranges**

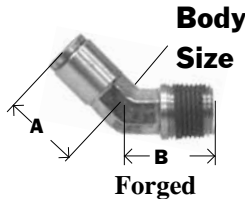
Vacuum to 150 PSI  
-40°F to 200° F ( -40°C to +93°C )

• **Ordering Options**

The following options are **available only by customer request** and may be subject to minimum run quantities for ordering.

- Viton "O" Ring seals
- Metric DQ DOT "One-Push" tube fittings with BSPT threads.
- Manifolds with DQ DOT One Push Cartridges.


**MALE 45° ELBOW**



AQ54DOT  
179MTNS  
1880  
DQ54DOT

Part #	Tube O.D. x Male NPTF	A	B	Body Size	Approx. Wt. Lbs.	
540402	1/4" x 1/8"	0.83	0.89	0.37	0.06	----
540404	1/4" x 1/4"	0.91	0.89	0.37	0.06	----
540602	3/8" x 1/8"	0.75	0.89	0.51	0.08	----
540604	3/8" x 1/4"	0.95	0.98	0.49	0.10	----
540606	3/8" x 3/8"	0.89	0.98	0.50	0.10	----
540608	3/8" x 1/2"	1.14	1.30	0.87	0.15	----
540804	1/2" x 1/4"	1.00	1.24	0.82	0.13	----
540806	1/2" x 3/8"	1.05	1.10	0.62	0.16	----
540808	1/2" x 1/2"	1.20	1.10	0.62	0.18	----
541006	5/8" x 3/8"	1.46	1.02	1.06	0.22	----
541008	5/8" x 1/2"	0.98	0.98	0.72	0.21	----
541208	3/4" x 1/2"	1.36	1.08	0.93	0.28	----
541212	3/4" x 3/4"	1.36	1.08	0.94	0.32	----

**MALE 45° SWIVEL ELBOW**

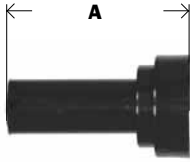


AQ54DOTS  
179PMT  
1880  
DQ54DOTS

Part #	Tube O.D. x Male NPTF	A	B	Hex	Approx. Wt. Lbs.	
540402S	1/4" x 1/8"	0.60	0.72	0.43	0.06	----
540404S	1/4" x 1/4"	1.10	0.89	0.56	0.09	----
540602S	3/8" x 1/8"	1.07	0.98	0.43	0.10	----
540604S	3/8" x 1/4"	1.07	0.98	0.56	0.11	----
540606S	3/8" x 3/8"	1.23	0.97	0.68	0.14	----
540804S	1/2" x 1/4"	1.22	1.12	0.56	0.14	----
540806S	1/2" x 3/8"	1.32	1.10	0.68	0.16	----
540808S	1/2" x 1/2"	1.61	1.10	0.88	0.18	----
541008S	5/8" x 1/2"	1.69	1.23	0.87	0.24	----

Dimension data can change without notice.  
Please call us when dimensions are critical.


**PLUG**



1829  
DQ59DOT  
639PMT

Part #	Tube O.D.	A	Approx. Wt. Lbs.	
595320	5/32"	1.16	0.01	----
590400	1/4"	0.81	0.02	----
590600	3/8"	0.99	0.02	----
590800	1/2"	0.99	0.04	----

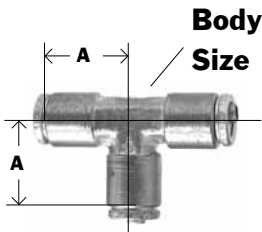
**UNION**



AQ62DOT  
62PMT  
1862  
DQ62DOT

Part #	Tube O.D.	A	B	Approx. Wt. Lbs.	
620532	5/32"	1.18	.37	0.06	----
620400	1/4"	1.40	.51	0.08	----
620600	3/8"	1.54	.67	0.14	----
620800	1/2"	1.81	.81	0.19	----
621000	5/8"	1.84	.94	0.30	----
621200	3/4"	2.38	1.18	0.44	----

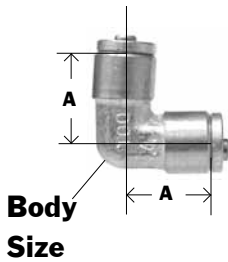
**UNION TEE**



AQ64DOT  
164 PMT  
1864  
DQ64DOT

Part #	Tube O.D.	A	Body Size	Approx. Wt. Lbs.	
640400	1/4"	0.73	0.37	0.11	----
640600	3/8"	0.97	0.52	0.22	----
640800	1/2"	1.16	0.62	0.25	----
641200	3/4"	1.34	0.94	0.50	----

**UNION ELBOW**




AQ65DOT  
165 PMT  
1865  
DQ65DOT

Part #	Tube O.D.	A	Body Size	Approx. Wt. Lbs.	
655320	5/32"	0.59	0.29	0.03	----
650400	1/4"	0.83	0.37	0.06	----
650600	3/8"	0.98	0.50	0.10	----
650800	1/2"	1.26	0.62	0.18	----



**FEMALE CONNECTOR**



AQ66DOT  
66PMT  
1866  
DQ66DOT

Part #	Tube O.D. x Female NPTF	A	Hex	Approx. Wt. Lbs.	
660402	1/4" x 1/8"	1.23	0.56	0.06	----
660404	1/4" x 1/4"	1.42	0.75	0.10	----
660602	3/8" x 1/8"	1.37	0.68	0.09	----
660604	3/8" x 1/4"	1.30	0.75	0.11	----
660606	3/8" x 3/8"	1.41	0.87	0.14	----
660804	1/2" x 1/4"	1.56	0.81	0.14	----
660806	1/2" x 3/8"	1.51	0.87	0.16	----
660808	1/2" x 1/2"	2.01	0.68	0.25	----

**MALE CONNECTOR**



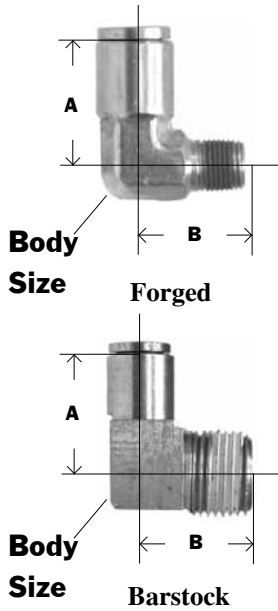
AQ68DOT  
68PM  
1868  
DQ68DOT  
68PMT

Part #	Tube O.D. x Male NPTF	A	Hex	Approx. Wt. Lbs.	
685320	5/32" x 10/32"	0.69	0.37	0.02	----
685321	5/32" x 1/16"	0.67	0.37	0.02	----
685322	5/32" x 1/8"	0.67	0.43	0.02	----
680302	3/16" x 1/8"	1.82	0.50	0.02	----
680402	1/4" x 1/8"	0.94	0.50	0.04	----
680404	1/4" x 1/4"	1.08	0.56	0.05	----
680406	1/4" x 3/8"	1.10	0.68	0.08	----
680602	3/8" x 1/8"	1.22	0.68	0.04	----
680604	3/8" x 1/4"	1.38	0.68	0.08	----
680606	3/8" x 3/8"	1.32	0.68	0.08	----
680608	3/8" x 1/2"	1.02	0.87	0.14	----
680804	1/2" x 1/4"	1.36	0.81	0.11	----
680806	1/2" x 3/8"	1.54	0.87	0.12	----
680808	1/2" x 1/2"	1.62	0.87	0.14	----
681006	5/8" x 3/8"	1.34	.94	0.18	----
681008	5/8" x 1/2"	1.50	.94	0.18	----
681208	3/4" x 1/2"	1.28	1.06	0.20	----
681212	3/4" x 3/4"	1.93	1.18	0.20	----

Those are my principles. If you don't like them I have others.

- Groucho Marx

**MALE ELBOW**

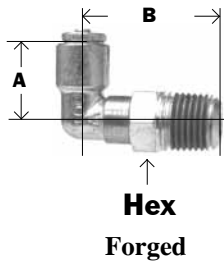


Part #	Tube O.D. x Male NPTF	A	B	Body Size	Approx. Wt. Lbs.	
695302*	5/32" x 1/16"	0.65	0.59	0.32	0.03	----
695322*	5/32" x 1/8"	0.65	0.59	0.32	0.03	----
690302	3/16" x 1/8"	0.71	0.75	0.47	0.03	----
690402	1/4" x 1/8"	0.91	0.75	0.37	0.05	----
690404	1/4" x 1/4"	0.77	1.02	0.71	0.06	----
690406	1/4" x 3/8"	1.00	0.98	0.50	0.11	----
690602	3/8" x 1/8"	0.97	0.80	0.49	0.14	----
690604	3/8" x 1/4"	0.96	1.02	0.71	0.14	----
690606	3/8" x 3/8"	1.04	1.10	0.87	0.15	----
690608	3/8" x 1/2"	1.04	1.19	0.62	0.20	----
690804	1/2" x 1/4"	1.15	1.05	0.62	0.22	----
690806	1/2" x 3/8"	1.15	1.05	0.62	0.22	----
690808	1/2" x 1/2"	1.16	1.12	0.87	0.24	----
691006	5/8" x 3/8"	1.34	1.10	0.95	0.30	----
691008	5/8" x 1/2"	1.44	1.42	1.18	0.32	----
691208	3/4" x 1/2"	1.42	1.48	0.94	0.32	----
691212	3/4" x 3/4"	1.22	1.40	0.93	0.34	----

\* Barstock

AQ69DOT  
169 PMTNS  
1869  
DQ69DOT

**MALE SWIVEL ELBOW**



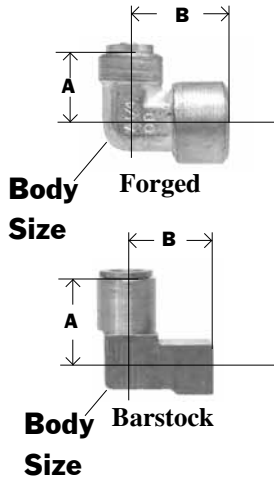
Part #	Tube O.D. x Male NPTF	A	B	Hex	Approx. Wt. Lbs.	
690402S	1/4" x 1/8"	0.89	0.88	0.43	0.07	----
690404S	1/4" x 1/4"	0.73	1.12	0.56	0.10	----
690406S	1/4" x 3/8"	0.75	1.25	0.75	0.10	----
690602S	3/8" x 1/8"	0.98	1.08	0.43	0.10	----
690604S	3/8" x 1/4"	0.98	1.14	0.56	0.10	----
690606S	3/8" x 3/8"	0.98	1.19	0.68	0.14	----
690608S	3/8" x 1/2"	0.98	1.52	0.87	0.19	----
690804S	1/2" x 1/4"	1.16	1.26	0.56	0.16	----
690806S	1/2" x 3/8"	1.16	1.34	0.68	0.18	----
690808S	1/2" x 1/2"	1.16	1.61	0.62	0.26	----
691006S	5/8" x 3/8"	1.23	1.41	0.68	0.28	----
691008S	5/8" x 1/2"	1.23	1.71	0.87	0.30	----
691208S	3/4" x 1/2"	1.42	1.77	0.87	0.50	----
691212S	3/4" x 3/4"	1.22	2.30	1.06	0.56	----

AQ69DOTS  
169PMT  
1869  
DQ69DOTS

Laziness is nothing more than the habit of resting before you get tired.

- Jules Renard

**FEMALE ELBOW**

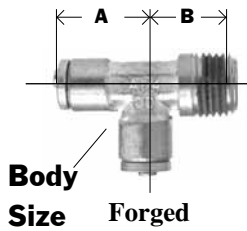


Part #	Tube O.D. x Female NPTF	A	B	Body Size	Approx. Wt. Lbs.	
700402	1/4" x 1/8"	0.92	0.83	0.37	0.06	----
700404	1/4" x 1/4"	1.02	1.02	0.50	0.10	----
700406	1/4" x 3/8"	1.11	0.98	0.62	0.16	----
700602	3/8" x 1/8"	0.96	0.67	0.71	0.15	----
700604	3/8" x 1/4"	0.96	0.94	0.48	0.12	----
700606	3/8" x 3/8"	0.98	0.91	0.68	0.17	----
700804*	1/2" x 1/4"	1.15	1.11	0.82	0.22	----
700806*	1/2" x 3/8"	1.12	1.11	0.82	0.26	----
700808	1/2" x 1/2"	1.05	1.22	1.06	0.30	----

\* Barstock

AQ70DOTS  
1870  
DQ70DOTS  
170PMTNS

**MALE RUN TEE**



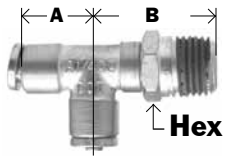
Part #	Tube O.D. x Male NPTF	A	B	Body Size	Approx. Wt. Lbs.	
710402	1/4" x 1/8"	0.74	0.92	0.37	0.06	----
710404	1/4" x 1/4"	0.92	1.24	0.37	0.08	----
710604	3/8" x 1/4"	1.00	1.14	0.50	0.20	----
710606	3/8" x 3/8"	0.98	0.98	0.49	0.12	----
710608	3/8" x 1/2"	1.12	1.42	0.94	0.14	----
710806	1/2" x 3/8"	1.14	1.05	0.62	0.28	----

AQ71DOT  
171PMTNS  
1871  
DQ71DOT


Originality is the fine art of remembering what you hear but forgetting where you heard it.

- Laurence J. Peter

**MALE SWIVEL RUN TEE**



**Forged**



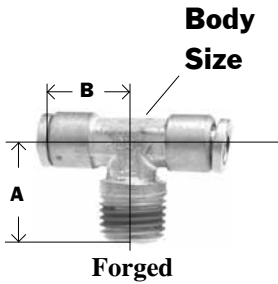
**Barstock**

AQ71DOTS  
171PMT  
1871  
DQ71DOTS

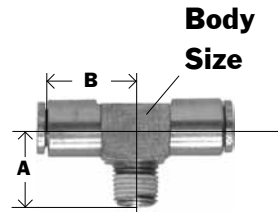
Part #	Tube O.D. x Male NPTF	A	B	Hex	Approx. Wt. Lbs.	
710402S	1/4" x 1/8"	0.92	0.82	0.43	0.10	----
710404S	1/4" x 1/4"	0.92	1.24	0.56	0.11	----
710604S	3/8" x 1/4"	1.00	1.14	0.56	0.15	----
710606S	3/8" x 3/8"	0.98	1.18	0.68	0.14	----
710804S*	1/2" x 1/4"	1.18	1.22	0.56	0.24	----
710806S	1/2" x 3/8"	1.14	1.31	0.68	0.24	----
710808S	1/2" x 1/2"	1.14	1.61	0.62	0.30	----

\* Barstock

**MALE BRANCH TEE**



**Forged**



**Barstock**

AQ72DOT  
172PMTNS  
1872  
DQ72DOT


Part #	Tube O.D. x Male NPTF	A	B	Body Size	Approx. Wt. Lbs.	
720302*	3/16" x 1/8"	0.64	0.75	0.41	0.07	----
720402	1/4" x 1/8"	0.74	0.92	0.37	0.10	----
720404	1/4" x 1/4"	0.92	0.92	0.43	0.10	----
720604	3/8" x 1/4"	1.00	0.99	0.50	0.20	----
720606	3/8" x 3/8"	0.98	0.99	0.50	0.10	----
720804	1/2" x 1/4"	1.14	1.12	0.87	0.20	----
720806	1/2" x 3/8"	1.05	1.16	0.62	0.24	----
720808	1/2" x 1/2"	1.42	1.24	0.94	0.32	----

\* Barstock

Most conversations are simply monologues delivered in the presence of witnesses.

- Margaret Millar


**MALE SWIVEL BRANCH TEE**



Part #	Tube O.D. x Male NPTF	A	B	Hex	Approx. Wt. Lbs.	
720402S	1/4" x 1/8"	1.04	0.92	0.43	0.12	----
720404S	1/4" x 1/4"	1.16	0.92	0.56	0.14	----
720602S	3/8" x 1/8"	1.06	0.96	0.43	0.19	----
720604S	3/8" x 1/4"	1.16	0.99	0.56	0.20	----
720606S	3/8" x 3/8"	1.21	0.98	0.68	0.18	----
720804S	1/2" x 1/4"	1.26	1.16	0.56	0.30	----
720806S	1/2" x 3/8"	1.34	1.16	0.68	0.34	----
720808S	1/2" x 1/2"	1.64	1.16	0.87	0.22	----

AQ72DOTS  
172PMT  
1872  
DQ72DOTS


**BULKHEAD UNION**



Part #	Tube O.D.	A	Hex	Approx. Wt. Lbs.	
820400	1/4"	1.69	0.62	0.16	----
820600	3/8"	1.55	1.06	0.21	----
820800	1/2"	1.82	1.18	0.14	----
821000	5/8"	1.85	1.25	0.30	----

AQ82DOT  
62PMTBH  
1874  
DQ82DOT

**FEMALE BULKHEAD UNION**



Part #	Tube O.D. x Female NPTF	A	Hex 1	Hex 2	Approx. Wt. Lbs.	
860402	1/4" x 1/8"	1.30	0.68	0.68	0.08	----
860404	1/4" x 1/4"	1.53	0.68	0.75	0.10	----
860604	3/8" x 1/4"	2.10	1.12	0.94	0.14	----
860606	3/8" x 3/8"	1.84	0.81	0.87	0.16	----
860808	1/2" x 1/2"	2.54	1.31	1.06	0.32	----

AQ86DOT  
1873  
DQ86DOT  
66PMTBH

## AIR BRAKE - ACCESSORIES

## BRASS FITTINGS

BRASS SPLIT SLEEVE D.O.T.  
FITTINGS (5/32 O.D.)

## COLLET



Part #	Tube O.D.	
38-711	5/32"	----

## NUT



Part #	Tube O.D.	
38-732	5/32"	----

## DOUBLE END UNION



Part #	Tube O.D.	
38-761	5/32"	----

## CONNECTOR



Part #	Tube O.D.	Pipe Thread	
38-769	5/32"	1/16	----
38-770	5/32"	1/8	----

## ELBOW



Part #	Tube	Pipe Thread	
38-718	5/32"	1/8	----

## AIR BRAKE TUBING

- SAE J844, Type 3 A & B & DOT FMVSS 106
- Nylon inner tube with open ply nylon fiber reinforcement and nylon cover.
- 40° F to +200° F temperature range.
- 150 P.S.I. max. working pressure.
- More colors available.



Part #	Type A	Color	Length	
38-950	1/8"	Black	100'	----
38-952	1/4"	Black	100'	----
38-952R	1/4"	Red	100'	----
38-952U	1/4"	Blue	100'	----
38-952-2	1/4"	Black	500'	----


## AIR BRAKE TUBING

Part #	Type B	Color	Length	
38-960	3/8"	Black	100'	----
38-960U	3/8"	Blue	100'	----
38-960Y	3/8"	Yellow	100'	----
38-960B5	3/8"	Black	500'	----
38-965	1/2"	Black	100'	----
38-965R	1/2"	Red	100'	----
38-965B5	1/2"	Black	500'	----
38-970	5/8"	Black	100'	----
38-975	3/4"	Black	100'	----

NOTE: The Synflex, Parker and Eaton tubing must be torqued at 47 in. pounds.

Any other 5/32 DOT tubing used, tubing or fitting manufacturer should be contacted for proper torque requirements.

## FUEL LINE AND VAPOR EMISSION



- SAE 30R7
- Nitrile tube w/ spiral synthetic cord, hylalon cover.
- 50 p.s.i. working pressure. 1/2 -35 PSI
- 40° F to + 257° F temperature range.
- Low pressure/ high temperature fuel for cars, light trucks, and small engines.
- Meets SAE J1402

Part #	ID	OD	Length	
38-920	3/16	13/32	25'	----
38-926	5/16	9/16	25'	----
38-923	1/4	1/2	25'	----
38-927	3/8	5/8	50'	----



**STEEL BRAKE LINES FOR DOMESTIC VEHICLES**

Length	Catalog Number 3/16" O.D.		Catalog Number 1/4" O.D.		Catalog Number 5/16" O.D.		Catalog Number 3/8" O.D.	
6"	38-930	----						
8"	38-931	----						
10"	38-932	----						
12"	38-933	----					38-985	----
20"	38-934	----					38-986	----
30"	38-935	----	38-943	----				
40"	38-936	----	38-944	----			38-988	----
51"	38-937	----	38-945	----	38-984	----	38-989	----
60"	38-938	----	38-946	----			38-990	----
72"	38-939	----						

NOTE: 3/16" and 1/4" tube assemblies have one long and one short inverted flare nut.

**AIR BRAKE ACCESSORIES  
GLADHAND COUPLINGS**

- Die Cast Aluminum Body
- Conforms to SAE J318
- Connects to 1/2" pipe



**SERVICE (Signal) Blue**  
connects only to service

<b>Part #</b>		
38-712		----

**EMERGENCY (Supply Line) Red**

<b>Part #</b>	connects only to emergency	
38-714		----

**UNIVERSAL - Gold**  
connects to both styles

<b>Part #</b>		
38-716		----

**GLADHAND SEAL**



<b>Part #</b>	Full Face	
38-720		----

**HEX BALL FOOT CHUCK**



<b>Part #</b>	1/4" Female Pipe	
46-600		----

**BALL FOOT CHUCK WITH  
1/4 I.D. HOSE BARB**



<b>Part #</b>	1/4" I.D. Hex	
46-607		----

**DUAL FOOT CHUCKS**

6999		99941
693		50-065
108		6569
DFG-1		

Standard straight-on chuck with 30° reverse angle chuck.

<b>Part #</b>	1/4" NPT Female Thread	
320-000		----

**ANGLE CHUCK**



	690
	6172

For inner dual wheels with tilted valves.

Has 6" extension and 1/4" NPT female thread.

<b>Part #</b>	1/4" NPT Female Thread	
320-005		----

## AIR BRAKE - ACCESSORIES

## BRASS FITTINGS

## AIR BRAKE HOSES

## AIR BRAKE HOSE



- Spiral synthetic cord reinforcement with neoprene cover.
- 40° F to +200° F temperature range.
- Max operating pressure 255 psi
- Max burst pressure 900 psi
- Meets SAE J1402

Part #	ID	OD	Length	
38-910	3/8	3/4	50'	----
38-915	1/2	7/8	50'	----


REMOTE CONTROL  
DRAIN VALVES

## REMOTE CONTROL DRAIN VALVES




- Brass Body and stainless steel spring.
- Steel cable, nylon coated, certified to 200lbs pull test.
- Low profile to minimize accidental hits and damages.
- Pipe thread 1/4" NPTF.

Part #	Length	
46-492	Standard 48"	----
46-493	Standard 60"	----

COILED AIRBRAKE  
TUBE ASSEMBLIES

RED



Blue

- Conforms to SAE J844 Type B and SAE J1131.
- Conforms to DOT FMVSS 571. 106.
- Maximum Working Pressure 150 PSI,
- Minimum Burst 950 PSI.
- Temperature Range -40° F to 200° F.
- Brass end with spring guards and 1/2" male pipe connectors.
- Spring guards zinc plated for maximum corrosion resistance.
- Color coding, red for emergency and blue for service, provides you with error free installation.
- Preassembled for immediate installation.
- 1/2" O.D. with 1/2" fitting.

Each contains 1 red, 1 blue.

Part #	Working Length	Pigtail Length	
38-700	12'	6"	----
38-705	12'	12"	----
38-710	15'	12"	----

You don't stop laughing because you grow old.  
You grow old because you stop laughing.

- Michael Pritchard



**BRASS FUEL HOSE FITTINGS**

**Typical Application:** Low pressure air, fuel and oil applications. Generally used for automotive, light truck, and small engine fuel lines. Use with fuel hose SAE 30R7 & SAE 30R9.

**Advantages:** Easy to assemble, just push the fitting into the hose & clamp. Good selection of configurations at reasonable cost.

**MALE CONNECTOR**



**HOSE BARB X MALE PIPE**

Part #	Hose ID	Size	Ind #	
38-800	3/16	1/8	1541	----
38-802	1/4	1/8	1537	----
32-377	1/4	1/4	1581	----
38-806	5/16	1/8	1551	----
38-808	5/16	1/4	1555	----
38-810	3/8	1/8	1565	----
32-381	3/8	1/4	1564	----
32-382	3/8	3/8	1566	----
32-383	1/2	3/8		----
32-384	1/2	1/2		----
32-182	5/8	3/8	1411	----
32-385	5/8	1/2	1431	----
32-387	3/4	1/2	1430	----
32-388	3/4	3/4		----
32-185	1	3/4		----

**INVERTED FLARE MALE CONNECTOR**



**HOSE BARB X INVERTED FLARE**

Part #	Hose ID	Inv. Flare	Ind #	
38-828	5/16	1/4	1598	----
38-830	5/16	5/16	1560	----
38-832	5/16	3/8	1561	----
38-834	3/8	5/16	1568	----
38-836	3/8	3/8	1570	----

*See Hose Clamps starting on page 237*

**90° MALE ELBOW**



**HOSE BARB X MALE PIPE**

Part #	Hose ID	Size	Ind #	
38-860	1/4	1/8	1582	----
38-862	5/16	1/8	1556	----
38-864	5/16	1/4	1557	----
38-866	3/8	1/8	1572	----
38-868	3/8	1/4	1571	----
32-186	3/8	3/8		----
32-187	1/2	3/8		----
32-191	1/2	1/2		----
32-188	5/8	3/8		----
32-189	5/8	1/2		----
32-190	3/4	1/2		----

**INVERTED FLARE MALE SWIVEL 90° ELBOW**



**HOSE BARB X TUBE O.D.**

Part #	Hose ID	Tube	Ind #	
38-873	5/16	5/16	1405	----
38-874	3/8	3/8	1407	----

**LONG STREET ELLS**



Part #	Size	Length	
28-440	1/8	1-3/16"	----
28-441	1/8	1-7/16"	----
28-442	1/8	1-11/16"	----
28-443	1/8	1-7/8"	----
28-328	1/4	1-3/16"	----
28-329	1/4	1-7/16"	----
28-330	1/4	1-11/16"	----
28-332	1/4	2-1/4"	----
28-333	3/8	1-3/4"	----

**EXTENSION ADAPTERS D.O.T.**

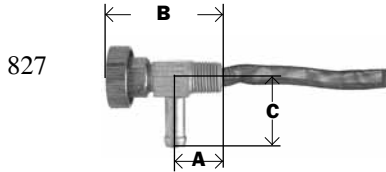


Part #	Size	Length	
28-335	1/8	1-1/4"	----
28-336	1/8	1-3/4"	----
28-338	1/4	1-9/16"	----
28-339	1/4	1-13/16"	----
28-340	1/4	2-1/16"	----

**DRAIN COCKS**


- For use with low pressure air, water and fluids.
- Designed for a working pressure of 150 PSI.
- Hand-tightening provides a metal-to-metal seal.
- Not intended for natural gas, LPG, nuclear or aircraft applications.

**GASOLINE SHUT OFF w/ SCREEN FILTER**




Part #	Barb X Male Pipe	A	B	C	Approx. Wt. Lbs.	
46-064	1/4" x 1/8"	0.55	1.34	0.66	0.06	----

**AIR TANK DRAIN VALVE - Self Sealing w/ 5ft. remote cable**



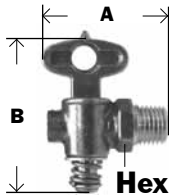
Part #	Male Pipe	A	Hex	Approx. Wt. Lbs.	
46-065	1/4"	1.74	0.75	0.16	----

**DRAIN COCK 150 PSI - Trunk Air Tank**



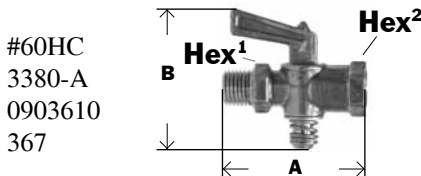
Part #	Male Pipe	A	B	Approx. Wt. Lbs.	
46-066	1/4"	1.73	1.41	0.22	----

**TRUCK DRAIN - 125 P.S.I.G**



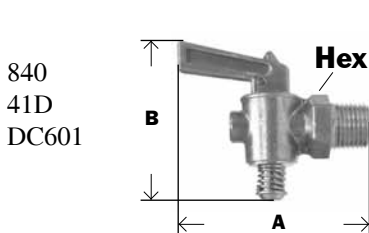
Part #	Male Pipe	Industry Number	A	B	Hex	Approx. Wt. Lbs.	
46-067	1/8"		1.53	1.95	0.62	0.14	----
46-068	1/4"	W15310	1.53	1.95	0.62	0.18	----

**SHUT OFF - 150 P.S.I max.**



Part #	Male Pipe x Female Pipe	Industry Number	A	B	Hex 1	Hex 2	Approx. Wt. Lbs.	
46-069	1/4"	W20332	1.96	1.96	0.75	0.62	0.20	----

**LEVER HANDLE**



Part #	Male Pipe	Industry Number	A	B	Hex	Approx. Wt. Lbs.	
46-070	1/8"	M-41-P	1.99	1.80	0.62	0.04	----
46-071	1/4"	M-42-P	2.06	1.81	0.62	0.06	----
46-072	3/8"	M-43-P	2.30	2.29	0.81	0.08	----
46-073	1/2"	M-44-P	3.00	2.50	0.87	0.16	----


## BRASS FITTINGS

## DRAIN COCKS

BRASS

### INTERNAL SEAT

DC602  
808  
400A  
1800A



Part #	Male Pipe	Industry Number	A	Hex	Approx. Wt. Lbs.	
46-079	1/8"	6783	1.63	0.40	0.02	----

### INTERNAL SEAT


HB - 5/16  
803  
305A



Part #	Male Pipe	Industry Number	A	Hex	Approx. Wt. Lbs.	
46-074	1/8"	130	0.92	0.40	0.04	----
46-075	1/4"	140	0.94	0.56	0.06	----
46-077	3/8"	230	1.34	0.68	0.08	----

### LONG INTERNAL SEAT


809



Part #	Size	Ind #	A	Hex	Approx. Wt. Lbs.	
46-078	1/8" MIP	185	1.72	0.43	0.02	----
46-076	3/8" Hose I.D.		1.65	0.43	0.02	----

### TEE HANDLE - Internal Seat


DC603  
802



Part #	Male Pipe	Industry Number	A	Hex	Approx. Wt. Lbs.	
46-080	1/8"	M-200-P	1.22	0.50	0.04	----
46-081	1/4"	M-201-P	1.31	0.56	0.06	----
46-082	3/8"	M-202-P	1.69	0.68	0.12	----

### EXTERNAL SEAT w/ SPOUT

200A  
239  
DC606  
807

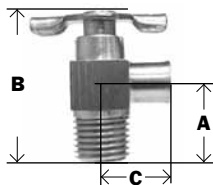


Part #	Male Pipe	Industry Number	A	Hex	Approx. Wt. Lbs.	
46-084*	1/4"	6788	1.56	0.56	0.02	----

\* Replaces GM # 511771 & Chrysler #836015

### BIBB NEEDLE VALVE - .38 Hose ID

804  
DC607  
2019  
201DH



Part #	Male Pipe	Industry Number	A	B	C	Approx. Wt. Lbs.	
46-088	1/8"	150	0.55	1.19	0.38	0.04	----
46-089	1/4"	120	0.82	1.76	0.66	0.06	----
46-089A	1/4"	6660	0.55	1.34	0.66	0.06	----

### RADIATOR TYPE - External Seat

320D  
240  
DC604  
801



Part #	Male Pipe	Industry Number	A	Hex	Approx. Wt. Lbs.	
46-085	1/8"	M-320-P	0.90	0.43	0.02	----
46-086	1/4"	M-321-P	1.00	0.56	0.04	----
46-087	3/8"	M-322-P	1.25	0.68	0.08	----
46-083	1/2"		1.52	0.87	0.12	----

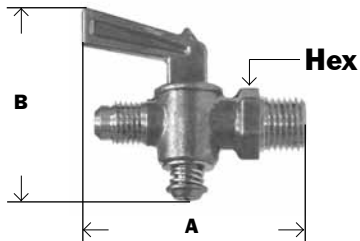
## SHUT-OFF COCKS

## BRASS FITTINGS

• Designed for automotive or industrial use. **AGA** approved shut-off cocks approved for **LPG** and natural gas applications. Lubricant may wash out at higher pressures or with some exotic fluids.

- Designed for working pressure of 30 PSI.
- Forged brass bodies and brass handles.
- Instantaneous off-on operation with 360° rotation.

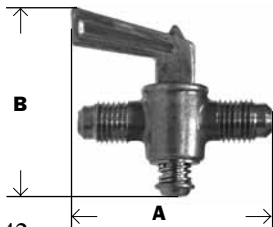
## FLARE X MALE PIPE



V402F  
848

Part #	Male Flare X Male Pipe	Ind. #	A	B	Hex	Approx. Wt. Lbs.	
46-100	1/4" x 1/8"	27SAE	2.16	1.88	0.50	0.14	----
46-101	1/4" x 1/4"	227SAE	2.19	1.84	0.62	0.16	----
46-102	5/16" x 1/8"	29SAE	2.06	1.88	0.50	0.14	----
46-103	5/16" x 1/4"	229SAE	2.12	1.82	0.69	0.16	----
46-104	3/8" x 1/4"	57SAE	2.27	1.84	0.62	0.17	----
46-107	1/2" x 3/8"	67SAE	2.36	2.27	0.82	0.20	----

## FLARE X FLARE




842  
V203F  
136C

Part #	Male Flare X Male Flare	Ind. #	A	B	Approx. Wt. Lbs.	
46-115	1/4"	28SAE	1.94	1.87	0.13	----
46-116	5/16"	30SAE	2.00	1.90	0.16	----
46-117	3/8"	58SAE	2.20	1.83	0.18	----
46-118	1/2"	68SAE	2.50	2.31	0.50	----
46-119	5/8"	1010SAE	3.05	2.59	0.70	----

\* Please request AGA valves

## FLARE X FEMALE PIPE



138C  
2046

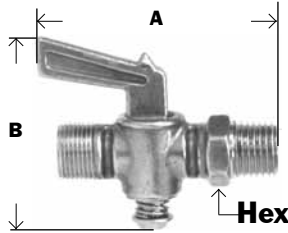
Part #	Male Flare X Female Pipe	Ind. #	A	B	Hex	Approx. Wt. Lbs.	
46-127	3/8" x 3/8"	163SAE	2.28	2.38	1.03	0.40	----
46-125	3/8" x 1/2"	161SAE	2.45	2.31	1.03	0.32	----
46-126*	3/8" x 1/2"	161SAE	2.26	2.32	1.03	0.28	----
46-128	1/2" x 1/2"	164SAE	2.52	2.19	1.03	0.34	----
46-123	5/8" x 1/2"	164SAE	2.61	2.12	1.25	0.54	----

\* Heater Valve

Dimension data can change without notice.  
Please call us when dimensions are critical.

**COMPRESSION X MALE PIPE**

\* See pg. 71 & 72 to order nut and sleeve separately.

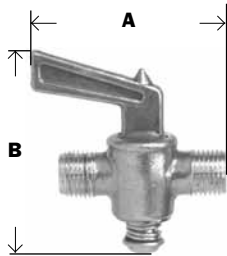


868 133C  
V304C VC206  
2068

Part #	Comp X Male Pipe	Ind. #	A	B	Hex	Approx. Wt. Lbs.	
46-130	1/4" x 1/8"	27-C	1.87	1.81	0.51	0.14	----
46-131	1/4" x 1/4"	227-C	2.05	1.86	0.62	0.15	----
46-132	5/16" x 1/8"	29-C	2.05	1.90	0.50	0.16	----
46-134	3/8" x 1/4"	57-C	2.05	1.83	0.62	0.15	----

**COMPRESSION X COMPRESSION**

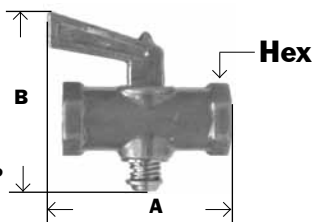
\* See pg. 71 & 72 to order nut and sleeve separately.



V3030F  
2062  
134C

Part #	Comp X Comp	Ind. #	A	B	Approx. Wt. Lbs.	
46-140	1/4"	28-C	1.82	1.84	0.12	----
46-141	5/16"	30-C	1.84	1.88	0.14	----
46-142	3/8"	58-C	1.87	1.80	0.14	----
46-143	1/2"	68-C	2.21	2.32	0.22	----

**FEMALE X FEMALE PIPE**




V403P  
132C  
875

Part #	Female Pipe X Female Pipe	A	B	Hex	Approx. Wt. Lbs.	
46-151	1/8"	1.77	1.79	0.56	0.12	----
46-152	1/4"	2.28	1.82	0.69	0.20	----
46-152T*	1/4"	2.28	2.00	0.68	0.20	----
46-153	3/8"	2.44	2.28	0.81	0.30	----

\* 150 PSI

**MALE PIPE X FEMALE**

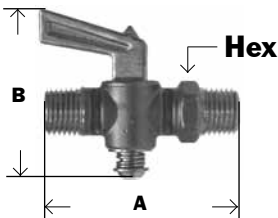


880  
V402P  
130C

Part #	Male Pipe X Female Pipe	Ind. #	A	B	Hex 1	Hex 2	Approx. Wt. Lbs.	
46-160	1/8"	48-P	2.03	1.84	0.50	0.56	0.14	----
46-161	1/4"	49-P	2.26	1.84	0.69	0.69	0.18	----
46-161T*	1/4"		2.26	1.98	0.69	0.69	0.20	----
46-162	3/8"	50-P	2.33	2.28	0.82	0.82	0.28	----

\* 150 PSI

**MALE PIPE X MALE PIPE**



1V401P  
890

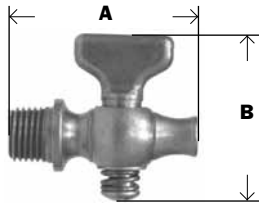
Part #	Male Pipe X Male Pipe	Ind. #	A	B	Hex	Approx. Wt. Lbs.	
46-165	1/8"	76-P	2.09	1.77	0.50	0.12	----
46-166	1/4"	77-P	2.22	1.84	0.70	0.17	----
46-166T*	1/4"		2.23	2.00	0.68	0.18	----
46-167	3/8"	78-P	2.43	2.24	0.82	0.22	----

\* 150 PSI

- For use on low pressure air systems.
- Designed for working pressure of 80 PSI at moderate temperatures.
- Spring-key type cocks of all brass construction with stainless steel springs.
- Machine finish is standard. Polished or plated finish available at extra cost.

**MIP X BIBB**

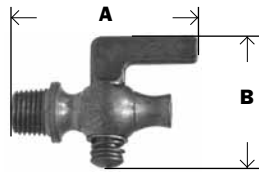
- tee handle
- no hex



Part #	MIP x BIBB	Ind. #	A	B	Approx. Wt. Lbs.	
46-300	1/8"	6	1.53	1.55	0.12	----
46-301	1/4"	7	1.61	1.54	0.14	----

**MIP X BIBB**


- lever handle
- no hex



Part #	MIP x BIBB	Ind. #	A	B	Approx. Wt. Lbs.	
46-305	1/8"	12	2.01	1.71	0.14	----
46-306	1/4"	13	2.09	1.66	0.14	----

**MIP X BIBB**


- tee handle
- hex



Part #	MIP x BIBB	Ind. #	A	B	Hex	Approx. Wt. Lbs.	
46-310	1/8"	63	1.64	1.51	0.56	0.14	----
46-311	1/4"	64	1.69	1.54	0.62	0.14	----
46-312	3/8"	8	1.75	1.48	0.75	0.17	----

**MIP X BIBB**

- lever handle
- hex




Part #	MIP x BIBB	Ind. #	A	B	Hex	Approx. Wt. Lbs.	
46-315	1/8"	65	2.11	1.71	0.62	0.14	----
46-316	1/4"	66	2.16	1.71	0.62	0.16	----
46-317	3/8"	14	2.26	1.71	0.75	0.18	----
46-318	1/2"	15	2.32	1.46	0.87	0.26	----

Dimension data can change without notice. Please call us when dimensions are critical.

**MIP X MIP**


- tee handle
- hex



Part #	MIP X MIP	Ind. #	A	B	Hex	Approx. Wt. Lbs.	
46-320	1/8"	18	1.81	1.51	0.75	0.14	----
46-321	1/4"	19	1.92	1.55	0.62	0.16	----
46-322	3/8"	20	2.34	1.55	0.75	0.19	----
46-323	1/2"	21	2.18	1.50	0.87	0.26	----

**MIP X MIP**


- lever handle
- hex



Part #	MIP X MIP	Ind. #	A	B	Hex	Approx. Wt. Lbs.	
46-324	1/8"	22	2.09	1.69	0.56	0.14	----
46-325	1/4"	23	2.18	1.69	0.62	0.16	----
46-326	3/8"	24	2.26	1.72	0.75	0.20	----
46-327	1/2"	25	2.57	1.81	0.91	0.36	----

**MIP X BIBB NOSE**


- tee handle
- hex



Part #	MIP X BIBB NOSE	Ind. #	A	B	Hex	Approx. Wt. Lbs.	
46-330	1/8"	26	2.18	1.75	0.56	0.14	----
46-331	1/4"	27	2.11	1.57	0.56	0.16	----

**MIP X BIBB NOSE**

- lever handle
- hex



Part #	MIP X BIBB NOSE	Ind. #	A	B	Hex	Approx. Wt. Lbs.	
46-335	1/8"	29	2.25	1.68	0.56	0.14	----
46-336	1/4"	30	2.20	1.67	0.56	0.17	----
46-337	3/8"	31	2.25	1.72	0.87	0.20	----
46-338	1/2"	32	2.31	1.71	0.87	0.22	----

What the world needs is more geniuses with humility, there are so few of us left.

- Oscar Levant


# BRASS AIR COCKS

# BRASS FITTINGS

BRASS

## FIP X FIP

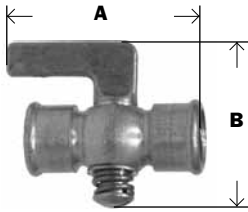
- tee handle
- no hex



Part #	FIP X FIP	Ind. #	A	B	Approx. Wt. Lbs.	
46-340	1/8"	37	1.62	1.50	0.14	----
46-341	1/4"	38	1.93	1.56	0.16	----
46-342	3/8"	39	2.00	1.55	0.20	----

## FIP X FIP


- lever handle
- no hex



Part #	FIP X FIP	Ind. #	A	B	Approx. Wt. Lbs.	
46-345	1/8"	43	1.94	1.68	0.14	----
46-346	1/4"	44	2.10	1.71	0.16	----
46-347	3/8"	45	2.14	1.69	0.20	----

## FIP X FIP

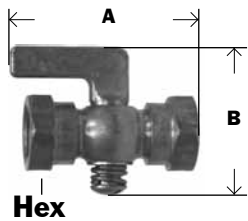
- tee handle
- hex



Part #	FIP X FIP	Ind. #	A	B	Hex	Approx. Wt. Lbs.	
46-350	1/8"	55	1.62	1.54	0.75	0.17	----
46-351	1/4"	56	1.94	1.55	0.75	0.18	----
46-352	3/8"	57	1.99	1.58	0.81	0.20	----

## FIP X FIP

- lever handle
- hex



Part #	FIP X FIP	Ind. #	A	B	Hex	Approx. Wt. Lbs.	
46-355	1/8"	58	1.97	1.70	0.56	0.15	----
46-356	1/4"	59	2.10	1.71	0.75	0.18	----
46-357	3/8"	60	2.10	1.69	0.81	0.20	----
46-358	1/2"	60A	2.50	2.02	1.00	0.36	----

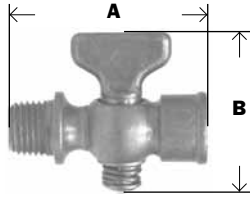
Wise men talk because they have something to say; fools, because they have to say something.

- Plato



**MIP X FIP**


- tee handle
- no hex



Part #	MIP X FIP	Ind. #	A	B	Approx. Wt. Lbs.	
46-360	1/8"	40	1.70	1.55	0.14	----
46-361	1/4"	41	1.94	1.55	0.16	----
46-362	3/8"	42	2.06	1.50	0.20	----

**MIP X FIP**

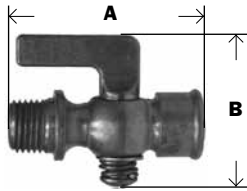
- tee handle
- hex



Part #	MIP X FIP	Ind. #	A	B	Hex	Approx. Wt. Lbs.	
46-370	1/8"	49	1.81	1.55	0.56	0.14	----
46-371	1/4"	50	2.06	1.55	0.75	0.20	----
46-372	3/8"	51	2.12	1.53	0.81	0.22	----
46-373	1/2"	51A	2.13	1.62	1.00	0.30	----

**MIP X FIP**


- lever handle
- no hex



Part #	MIP X FIP	Ind. #	A	B	Approx. Wt. Lbs.	
46-365	1/8"	46	1.94	1.72	0.14	----
46-366	1/4"	47	2.10	1.65	0.16	----
46-367	3/8"	48	2.20	1.81	0.24	----
46-368	1/2"	48A	2.50	1.95	0.42	----

**MIP X FIP**

- lever handle
- hex



Part #	MIP X FIP	Ind. #	A	B	Hex	Approx. Wt. Lbs.	
46-375	1/8"	52	1.93	1.69	0.56	0.16	----
46-376	1/4"	53	2.06	1.76	0.75	0.20	----
46-377	3/8"	54	2.13	1.71	0.81	0.22	----
46-378	1/2"	54A	2.65	1.96	1.00	0.28	----

Dimension data can change without notice. Please call us when dimensions are critical.

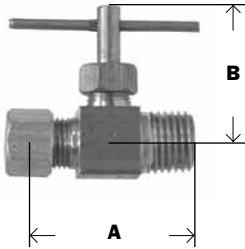
**NEEDLE VALVES**

Made with either pin handle or pressed on handle. Please specify if you have a preference.

- Used on instrumentation, hydraulic, and pneumatic systems.
- Designed for a maximum working pressure of 150 PSI.

- Provided with steel handles and metal-to-metal seats with fine-thread screwdown.
- Not designed for natural gas, LPG, nuclear or aircraft applications.
- Always install with pressure against the seat.

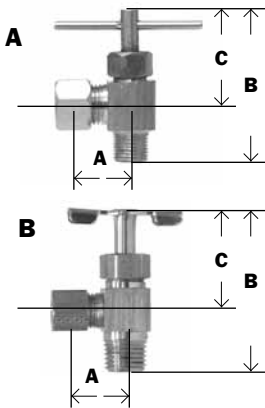
**COMP X MALE PIPE**



NV106C 820  
2205 3068

Part #	Comp X Male Pipe	Ind. #	A	B	Approx. Wt. Lbs.	
46-001	3/16" x 1/8"	M-133-C	1.16	0.88	0.06	----
46-002	1/4" x 1/8"	M-101-C	1.29	1.12	0.07	----
46-002X	Heavy Pattern	M-101-C	1.19	0.88	0.09	----
46-003	1/4" x 1/4"	M-101-C	1.27	1.14	0.10	----
46-004	5/16" x 1/8"	M-102-C	1.50	1.25	0.14	----
46-005	3/8" x 1/4"	M-143-C	1.53	1.22	0.18	----

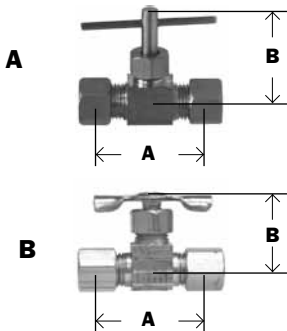
**COMP X MALE PIPE-ANGLE**



NV104C 821  
2203 3069

Part #	Comp X Male Pipe	Handle	Ind. #	A	B	C	Approx. Wt. Lbs.	
46-010	3/16" x 1/8"	B	M-33-C	0.50	1.50	0.82	0.07	----
46-011	1/4" x 1/8"	A	M-103-C	0.56	1.48	0.93	0.08	----
46-011X	Heavy Pattern	B	M-103-C	0.53	1.53	0.83	0.08	----
46-012	1/4" x 1/4"	B	M-104-C	0.62	1.67	0.90	0.13	----
46-013	5/16" x 1/8"	B	M-104-C	0.63	1.63	0.95	0.10	----
46-014	5/16" x 1/4"	B	M-104-C	0.69	1.73	0.92	0.14	----
46-016	3/8" x 1/4"	A	M-303-C	0.69	1.81	0.92	0.16	----

**COMP X COMP**



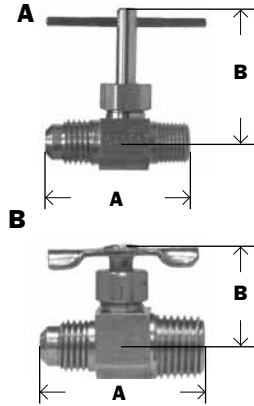
NV105C 2201  
3062 822

Part #	Comp X Comp	Handle	Ind. #	A	B	Approx. Wt. Lbs.	
46-020	3/16"	B	M-105-C	1.06	0.88	0.08	----
46-021	1/4"	A	M-106-C	1.17	1.12	0.10	----
46-022	5/16"	A	M-107-C	1.22	1.08	0.12	----
46-023	3/8"	A	M-113-C	1.31	1.15	0.13	----

One of the keys to happiness is a bad memory.

- Rita Mae Brown

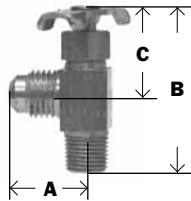
**FLARE X MALE PIPE**



Part #	Male Flare X Male Pipe	Handle	Ind. #	A	B	Approx. Wt. Lbs.	
46-028	1/4" x 1/8"	A	M-104-SAE	1.35	1.12	0.07	----
46-029	1/4" x 1/4"	B	M-1040-SAE	1.38	0.88	0.09	----
46-031	3/8" x 1/4"	B	M-108-SAE	1.73	1.22	0.18	----

NV103F  
2405  
823  
3048

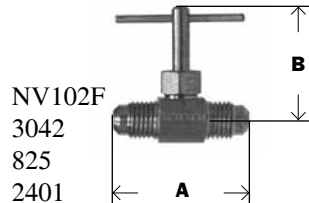
**FLARE X MALE PIPE**



Part #	Male Flare X Male Pipe	Ind. #	A	B	C	Approx. Wt. Lbs.	
46-036	1/4" x 1/8"	M-103-SAE	0.68	1.54	0.86	0.08	----
46-038	5/16" x 1/8"	M-203-SAE	0.88	1.59	0.94	0.11	----
46-039	5/16" x 1/4"	M-204-SAE	0.90	1.94	1.00	0.14	----
46-040	3/8" x 1/4"	M-303-SAE	0.97	1.84	0.90	0.17	----

NV101F 824  
2403 3049


**FLARE X FLARE**



NV102F  
3042  
825  
2401

Part #	Male Flare X Male Flare	Ind. #	A	B	Approx. Wt. Lbs.	
46-045	1/4"	M-110-SAE	1.48	1.20	0.18	----
46-046	3/8"	M-115-SAE	1.79	1.19	0.20	----

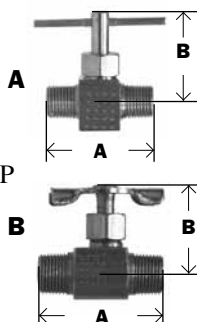
**MULTI-PURPOSE AIR VENT**



705

Part #	Male Pipe	A	Hex	Approx. Wt. Lbs.	
46-048	1/8"	0.78	0.43	0.02	----

**MALE PIPE TO MALE PIPE**

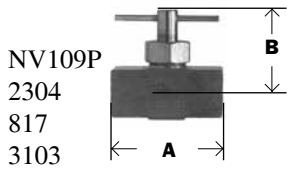


NV107P  
2301  
826  
3122

Part #	Male Pipe X Male Pipe	Handle	Ind. #	A	B	Approx. Wt. Lbs.	
46-050	1/8"	A	M-108-P	1.25	1.09	0.08	----
46-050X	1/8"	B	M-108-P	1.38	0.66	0.08	----
46-051	1/4"	A	M-110-P	1.69	1.00	0.16	----

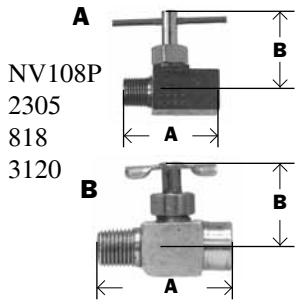
Nobody believes the official spokesman... but everybody trusts an unidentified source.

- Ron Nesen



Part #	Female Pipe X Female Pipe	Ind. #	A	B	Approx. Wt. Lbs.	
46-055	1/8"	M-304-P	1.12	0.88	0.18	----
46-056	1/4"	M-3044-P	1.60	1.24	0.21	----
46-056P	1/4" Heavy	M-3044-P	1.60	1.12	0.20	----

**MALE X FEMALE PIPE**




Part #	Male Pipe X Female Pipe	Handle	Ind. #	A	B	Approx. Wt. Lbs.	
46-060	1/8"	A	M-305-P	1.18	1.09	0.10	----
46-061	1/4"	A	M-3055-P	1.60	1.14	0.18	----
46-061L	1/4" Light Pattern	B	M-3055-P	1.88	1.09	0.21	----

**FLOW CONTROL NEEDLE & CHECK VALVES**

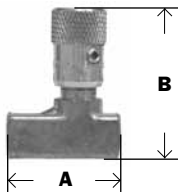
- Precision calibrated dial to determine and allow a return to required flow settings.
- Safe positive stop for needle travel.
- Positive no-leak stem seal.
- 2PSI cracking pressure.
- 1000 PSI maximum operating pressure.
- One piece forged housing.
- Nickel Plated available.
- Suitable for natural gas.

**CHECK VALVE**



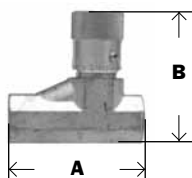
Part #	Size	A	B	Approx. Wt. Lbs.	
20-473	1/4"	1.94	0.68	0.20	----

**FLOW CONTROL**



Part #	Size	A	B	Approx. Wt. Lbs.	
20-485	1/8"	1.47	1.48	0.18	----
20-487	1/4"	1.94	1.92	0.27	----

**NEEDLE VALVE**



Part #	Size	A	B	Approx. Wt. Lbs.	
20-501	1/8"	1.47	1.80	0.18	----
20-503	1/4"	1.94	2.00	0.28	----

## BRASS FITTINGS

### SCREW STEM SHUT-OFF VALVES NEEDLE VALVES

**NEEDLE VALVES** are constructed to meter fluids and gases. They are **O-RING SEALED** to eliminate valve maintenance. The O-ring is positioned between the actuating threads and the seat, and seals the closely fitted cylinder to give the lowest possible internal volume and protect threads from contamination.

**NEEDLE VALVES** have a medium tipped stem (37°) to offer **RAPID SHUT OFF, FULL FLOW** and a **SEMI-METERING FUNCTION**.

The standard construction is a forged brass body, brass stem, thrust washer, cap and a BUNA "N" 'O' - RING seal. This valve is rated for 1,000 p.s.i.g. service from -40° to 250° F.

**FACTORY MUST BE CONSULTED WHEN VALVES ARE TO BE USED WITH FLAMMABLE FLUIDS IN ORDER TO DETERMINE WORKING PRESSURE AND O-RING COMPATIBILITY.**  
COMPRESSION AND FLARE ENDS CAN BE SUBSTITUTED FOR PIPE ENDS IN MOST CASES.  
( Price on application )



#### MIP X FIP STRAIGHT

Part #	Pipe Thread Inlet Outlet	Style	Maximum Orifice	
46-768	1/8 Male x 1/8 Female	Regular	0.141	----
46-769	1/8 Male x 1/8 Female	Panel	0.141	----
46-770	1/4 Male x 1/4 Female	Regular	0.188	----
46-771	1/4 Male x 1/4 Female	Panel	0.188	----

#### MIP X MIP STRAIGHT

Part #	Pipe Thread Inlet Outlet	Style	Maximum Orifice	
46-774	1/8 Male x 1/8 Male	Regular	0.141	----
46-775	1/8 Male x 1/8 Male	Panel	0.141	----
46-776	1/4 Male x 1/4 Male	Regular	0.188	----
46-777	1/4 Male x 1/4 Male	Panel	0.188	----

#### FIP X FIP STRAIGHT

Part #	Pipe Thread Inlet Outlet	Style	Maximum Orifice	
46-780	1/8 Female x 1/8 Female	Regular	0.172	----
46-781	1/8 Female x 1/8 Female	Panel	0.172	----
46-782	1/4 Female x 1/4 Female	Regular	0.188	----
46-783	1/4 Female x 1/4 Female	Panel	0.188	----

## NEEDLE VALVES



#### MIP X FIP ANGLE

Part #	Pipe Thread Inlet Outlet	Style	Maximum Orifice	
46-786	1/8 Male x 1/8 Female	Regular	0.188	----
46-787	1/8 Male x 1/8 Female	Panel	0.188	----
46-788	1/4 Male x 1/4 Female	Regular	0.281	----

#### MIP X MIP ANGLE

Part #	Pipe Thread Inlet Outlet	Style	Maximum Orifice	
46-792	1/8 Male x 1/8 Male	Regular	0.188	----
46-793	1/8 Male x 1/8 Male	Panel	0.188	----
46-794	1/4 Male x 1/4 Male	Regular	0.281	----
46-795	1/4 Male x 1/4 Male	Panel	0.281	----

#### FIP X FIP ANGLE

Part #	Pipe Thread Inlet Outlet	Style	Maximum Orifice	
46-798	1/8 Female x 1/8 Female	Regular	0.188	----
46-799	1/8 Female x 1/8 Female	Panel	0.188	----
46-800	1/4 Female x 1/8 Female	Regular	0.281	----
46-801	1/4 Female x 1/4 Female	Panel	0.281	----

### SELF PIERCING SADDLE VALVES

FITS 3/8" OD  
THRU 3/4" OD



#### SELF PIERCING

#### NEEDLE VALVE KIT #M-104-VSP

- INDIVIDUALLY BAGGED WITH NEEDLE VALVE
- SADDLE CLAMP
- 2 NUTS
- 2 BOLTS & WASHERS

Has brass sleeve for copper tube installation & delrin sleeve & brass insert for plastic tube installation.

Part #	Tube O.D.	Min Pkg Qty	List Price
46-090A	1/4	1	----

#### SPECIAL VERSIONS

Many special versions of these valves have been produced for other services. If your application is not described here or covered by our recommendations, please contact us. It is quite possible that one of these valve types can be economically adapted to your requirements.

**MICRO-METERING VALVES****MICRO-METERING VALVES**

**MICRO-METERING VALVES** offer PRECISE FLUID CONTROL through a full metering tip ( 5° ) and lubricated micrometer threads. Our O-ring seal arrangement eliminates contamination of system media by the thread lubricant.

The standard construction is forged brass body, brass stem and cap, a CELCON® thrust bearing and a BUNA "N" 'O'-RING seal. It is rated for 3,500 p.s.i.g. service from -40° to 150° F.

Many variations and modifications have been made in these valves to accommodate customer applications. It is quite possible they can be economically adapted to your requirements.

**MIP X FIP STRAIGHT**

Part #	Pipe Thread Inlet Outlet	Style	Maximum Orifice	
46-741	1/8 Male x 1/8 Female	Regular	0.102	----
46-742	1/8 Male x 1/8 Female	Panel	0.102	----
46-743	1/4 Male x 1/4 Female	Regular	0.172	----
46-744	1/4 Male x 1/4 Female	Panel	0.175	----

**MIP X MIP STRAIGHT**

Part #	Pipe Thread Inlet Outlet	Style	Maximum Orifice	
46-745	1/8 Male x 1/8 Male	Regular	0.102	----
46-746	1/8 Male x 1/8 Male	Panel	0.102	----
46-747	1/4 Male x 1/4 Male	Regular	0.172	----
46-748	1/4 Male x 1/4 Male	Panel	0.172	----

**FIP X FIP STRAIGHT**

Part #	Pipe Thread Inlet Outlet	Style	Maximum Orifice	
46-752	1/8 Female x 1/8 Female	Regular	0.141	----
46-753	1/8 Female x 1/8 Female	Panel	0.141	----
46-754	1/4 Female x 1/4 Female	Regular	0.172	----
46-755	1/4 Female x 1/4 Female	Panel	0.172	----

Dimension data can change without notice. Please call us when dimensions are critical.

**BRASS FITTINGS****MIP X FIP ANGLE**

Part #	Pipe Thread Inlet Outlet	Style	Maximum Orifice	
46-756	1/8 Male x 1/8 Female	Regular	0.182	----
46-757	1/8 Male x 1/8 Female	Panel	0.182	----
46-758	1/4 Male x 1/4 Female	Regular	0.182	----

**MIP X MIP ANGLE**

Part #	Pipe Thread Inlet Outlet	Style	Maximum Orifice	
46-760	1/8 Male x 1/8 Male	Regular	0.182	----
46-761	1/8 Male x 1/8 Male	Panel	0.182	----
46-762	1/4 Male x 1/4 Male	Regular	0.182	----
46-763	1/4 Male x 1/4 Male	Panel	0.182	----

**FIP X FIP ANGLE**

Part #	Pipe Thread Inlet Outlet	Style	Maximum Orifice	
46-765	1/8 Female x 1/8 Female	Panel	0.182	----
46-766	1/4 Female x 1/4 Female	Regular	0.182	----
46-767	1/4 Female x 1/4 Female	Panel	0.182	----

COMPRESSION AND FLARE ENDS CAN BE SUBSTITUTED FOR PIPE ENDS IN MOST CASES

*Some valves only available on made-to-order basis.*

We don't see the things the way they are. We see things the way WE are.

- Talmund

**TOGGLE VALVES**

**TOGGLE SHUT OFF VALVES** are constructed to INSTANTANEOUSLY OPEN and CLOSE the flow of fluids and gases. It is ideally suited for use in gas sampling and analysis systems as well as test equipment.

This valve is O-RING SEALED to eliminate leakage and maintenance. The O-ring is positioned between the operating mechanism and the seat, and seals the closely fitted cylinder to give the lowest possible internal volume and protect the mechanism from contamination.

The standard construction is forged brass body, brass cylinder, cap and lever, Viton seat, BUNA "N" 'O' RING seal, steel spring, and stainless steel lever pin.

This valve is rated for 200 p.s.i.g. service from -40° to 250° F and is available in the angle and straight pattern, both of which are available for panel or bracket mounting.



**MIP X FIP STRAIGHT**

Part #	Pipe Thread Inlet Outlet	Style	Maximum Orifice	
46-804	1/8 Male x 1/8 Female	Regular	0.102	----
46-805	1/8 Male x 1/8 Female	Panel	0.102	----

**MIP X MIP STRAIGHT**

Part #	Pipe Thread Inlet Outlet	Style	Maximum Orifice	
46-809	1/8 Male x 1/8 Male	Panel	0.102	----
46-810	1/4 Male x 1/4 Male	Regular	0.172	----
46-811	1/4 Male x 1/4 Male	Panel	0.172	----

**FIP X FIP STRAIGHT**

Part #	Pipe Thread Inlet Outlet	Style	Maximum Orifice	
46-812	1/8 Female x 1/8 Female	Regular	0.141	----
46-813	1/8 Female x 1/8 Female	Panel	0.141	----
46-814	1/4 Female x 1/4 Female	Regular	0.172	----
46-815	1/4 Female x 1/4 Female	Panel	0.172	----



**MIP X FIP ANGLE**

Part #	Pipe Thread Inlet Outlet	Style	Maximum Orifice	
46-816	1/8 Male x 1/8 Female	Regular	0.182	----
46-817	1/8 Male x 1/8 Female	Panel	0.182	----
46-818	1/4 Male x 1/4 Female	Regular	0.182	----
46-819	1/4 Male x 1/4 Female	Panel	0.182	----

**MIP X MIP ANGLE**

Part #	Pipe Thread Inlet Outlet	Style	Maximum Orifice	
46-820	1/8 Male x 1/8 Male	Regular	0.182	----
46-822	1/4 Male x 1/4 Male	Regular	0.182	----
46-823	1/4 Male x 1/4 Male	Panel	0.182	----

**FIP X FIP ANGLE**

Part #	Pipe Thread Inlet Outlet	Style	Maximum Orifice	
46-824	1/8 Female x 1/8 Female	Regular	0.182	----
46-825	1/8 Female x 1/8 Female	Panel	0.182	----
46-826	1/4 Female x 1/4 Female	Regular	0.182	----

COMPRESSION AND FLARE ENDS CAN BE SUBSTITUTED FOR PIPE ENDS IN MOST CASES

*Some valves only available on made-to-order basis*

If you don't know where you're going, you don't know when you're lost.

- Unknown Author



## INDUSTRIAL INSTRUMENTATION BALL VALVES

INDUSTRIAL  
INSTRUMENTATION  
BALL VALVES

• With Double O-RING STEM SEALS provide 20,000 leak-free performance cycles without leakage. Valves also have an exclusive stem seal design that never needs tightening and can be panel mounted for instrumentation applications. For systems with working pressures up to 1,500 p.s.i.g.

- TEFLON ® Ball Seats
- Blow Out Proof Stem Seal
- Double O-Ring
- Up to 1,500 P.S.I.



## FEMALE X FEMALE

Part #	Size	
46-830	1/8 x 1/8	----
46-832	1/4 x 1/4	----
46-833	3/8 x 3/8	----
46-834	1/2 x 1/2	----

## FEMALE X MALE

Part #	Size	
46-835	1/8 x 1/8	----
46-838	1/4 x 1/4	----
46-840	1/2 x 1/2	----

## MALE X MALE

Part #	Size	
46-841	1/8 x 1/8	----
46-843	1/4 x 1/4	----
46-845	3/8 x 3/8	----
46-846	1/2 x 1/2	----

## HOSE BARB X MALE PIPE THREAD

Part #                  Size                  List

Part #	Size	
46-849	1/4 x 1/4	----
46-850	3/8 x 1/4	----

INDUSTRIAL  
INSTRUMENTATION  
ANGLE BALL VALVES

## FEMALE X FEMALE

Part #	Size	
46-875	1/8 x 1/8	----
46-876	1/8 x 1/4	----
46-877	1/4 x 1/8	----
46-878	1/4 x 1/4	----

## FEMALE X MALE (Bottom)

Part #	Size	
46-880	1/8 x 1/8	----
46-881	1/8 x 1/4	----
46-882	1/4 x 1/8	----
46-883	1/4 x 1/4	----
46-884	1/4 x 3/8	----
46-885	3/8 x 1/2	----

## MALE X MALE PIPE THREADS

Part #	Size	
46-886	1/8 x 1/8	----
46-887	1/8 x 1/4	----
46-888	1/4 x 1/8	----
46-889	1/4 x 1/4	----
46-891	3/8 x 1/4	----

## HOSE BIB X MALE PIPE THREAD

Part #                  Size                  List

Part #	Size	
46-893	1/4 x 1/8	----
46-894	1/4 x 1/4	----
46-895	3/8 x 1/8	----
46-896	3/8 x 1/4	----

## BRASS FITTINGS

INDUSTRIAL  
INSTRUMENTATION  
3-WAY BALL VALVES

Part #	Size	
46-951	1/8 FPT	----
46-956	1/4 FPT	----
46-959	3/8 FPT	----
46-960	1/2 FPT	----

Any size and Any combination of male pipe, female pipe, hose barb, compression or flare connections are available...just ask!

*Some valves only available on made-to-order basis*

Research is what I'm doing when I don't know what I'm doing.

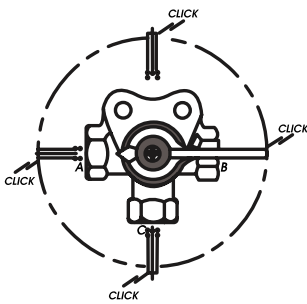
**- Wernher von Braun**



**THREE AND FOUR-WAY  
SELECTOR VALVES**

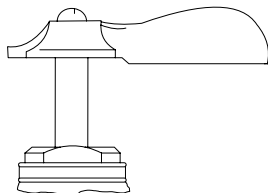
NON-LUBRICATED PLUG VALVES are designed to operate in systems where INSTANTANEOUS PORT SELECTION is desired. Since LUBRICANTS ARE NOT USED, relubrication is not required. There is no lubricant to freeze and lock the valve or to contaminate fine fluids. The O-RING SEALED CAP and STEM eliminate leakage to atmosphere. The mating BRASS BODY and CELCON PLUG produce a fine seal that WILL NOT SEIZE OR GALL.

Designed for PANEL or BRACKET MOUNTING. They are generally recommended for operation in GAS-OILINE, OIL, AIR, WATER and DETERGENT systems from minus 40° to 180°F, at a maximum operating pressure of 30 p.s.i.g. The fluid port size is 9/32 (.281) diameter for 1/8 and 1/4 sizes, 5/16 (.312) diameter for the 3/8 size. (Consult factory for applications requiring a higher pressure).



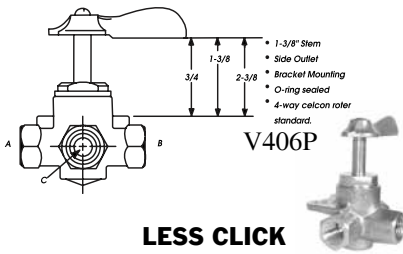
**Type 1 (Standard)**

A pronounced "click" may be felt at each position. Handle travel is not restricted.



**PANEL MOUNTING AVAILABLE**

**THREE-WAY VALVES  
(Side Outlet)**



**LESS CLICK**

Part #	A-B-C Female Pipe Thread	Length of Stem	
46-247	1/4	1-3/8"	----
46-248	3/8	1-3/8"	----

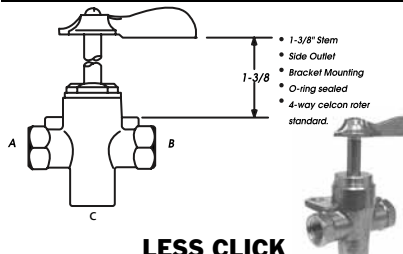
**M-108-MID WITH CLICK 360°**

Part #	A-B-C Female Pipe Thread	Length of Stem	
46-250	1/8	1-3/8"	----
46-251	1/4	1-3/8"	----
46-252	3/8	1-3/8"	----

Openings:

- Handle Pointer over A.....Valve Open A-C
- Handle Pointer over C.....Valve Open B-C
- Handle Pointer over B.....Valve "OFF"
- Handle Pointer over Bracket.....Valve "OFF"

**THREE-WAY VALVES  
(Bottom Outlet)**



**LESS CLICK**

Part #	A-B-C Female Pipe Thread	Length of Stem	
46-241	1/4	1-3/8"	----

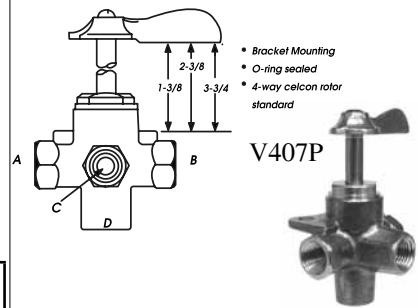
**WITH CLICK 360°**

Part #	A-B-C Female Pipe Thread	Length of Stem	
46-243	1/8	1-3/8"	----
46-244	1/4	1-3/8"	----

Openings:

- Handle Pointer over A.....Valve Open A-C
- Handle Pointer over C.....Valve Open B-C

**FOUR-WAY VALVES**



**LESS CLICK**

Part #	A-B-C-D Female Pipe Thread	Length of Stem	
46-257	1/4	1-3/8"	----

**M-114-MID WITH CLICK (360°)**

Part #	A-B-C-D Female Pipe Thread	Length of Stem	
46-255	1/4	1-3/8"	----
46-256	3/8	1-3/8"	----

**WITH 2-3/8" LONG STEM M-115-MID**

Part #	A-B-C-D Female Pipe Thread	Length of Stem	
46-260	1/4	2-3/8"	----

Direction of Flow on four way valves pointer at:

- a) A, D open
- b) C, D open
- c) B, D open
- bracket open

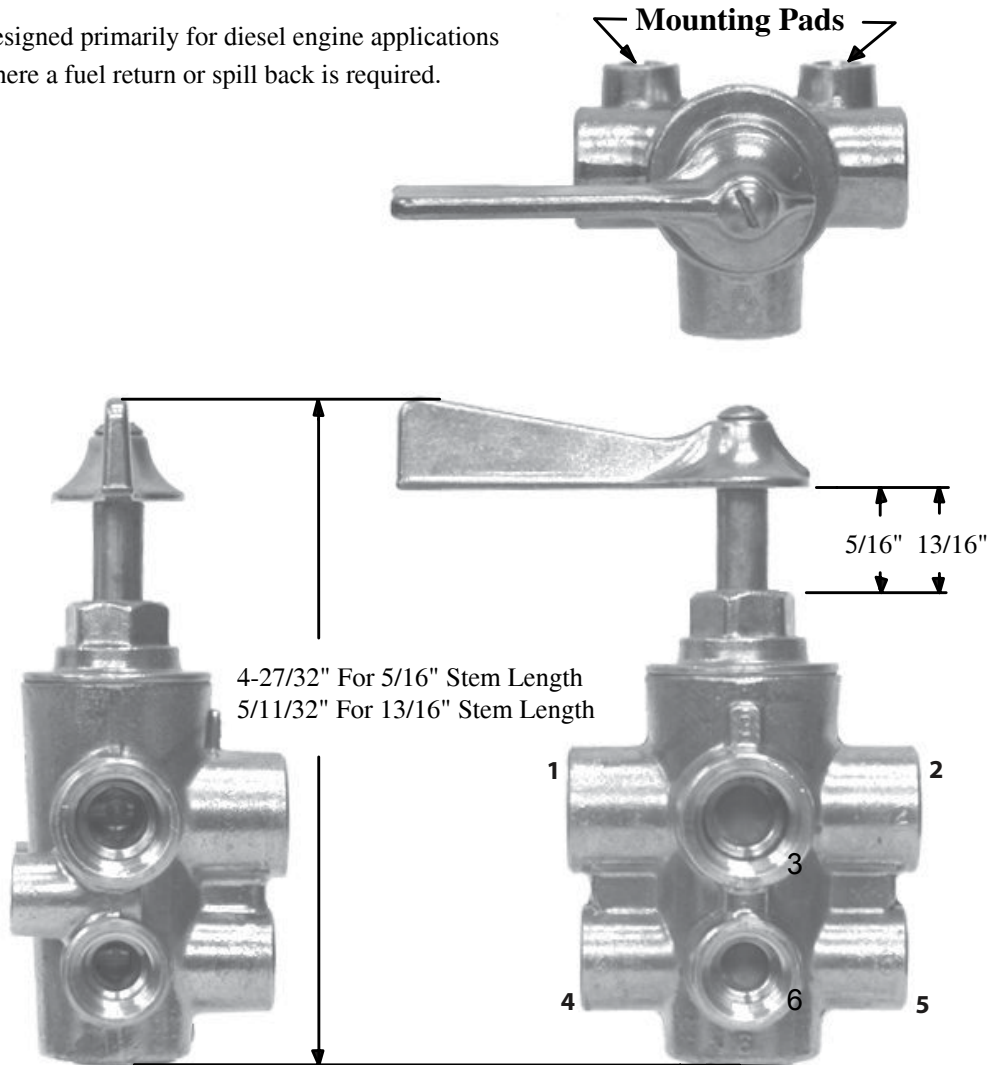
Openings:

- Handle Pointer over A.....Valve Open A-D
- Handle Pointer over C.....Valve Open C-D
- Handle Pointer over B.....Valve Open B-D
- Handle Pointer over Bracket.....Valve "OFF"

**SIX PORT VALVES**

**BRASS**

- Designed primarily for diesel engine applications where a fuel return or spill back is required.



Maximum Handle Travel 180° Mounting Pads for Bolt Mounting

**Openings**

With Handle Lever over 1:  
(All Ports Closed)

With Handle Lever over 2:  
(Open: 2-3 and 5-6, Closed: 1 and 4)

With Handle Lever over 3:  
(Open: 1-3 and 4-6, Closed: 2 and 5)

Part #	Ind. #	Female Pipe Thread of 1-2-3 4-5-6	Stem	Length Type	
46-238	SK-1036	1/2 x 3/8	13/16	1	----

*More sizes available...just ask!*

# BRASS FITTINGS

# SPECIALTY VALVES

## BRASS TRUCK VALVES



404V

### HOSE TO MALE PIPE

Part #	Size	
46-450	3/8 x 3/8	----
46-451	5/8 x 3/8	----



404V

### HOSE TO MALE PIPE

Part #	Size	
46-455	5/8 x 1/2	----
46-457	3/4 x 3/8	----
46-456	3/4 x 1/2	----



405V

### FEMALE TO MALE PIPE

Part #	Size	
46-465	3/8 x 3/8	----
46-466	3/8 x 1/2	----
46-467	1/2 x 1/2	----



409V

### FLARE TO MALE PIPE

Part #	Size	
46-475	1/2 x 1/2	----
46-476	5/8 x 1/2	----



412V

### MALE PIPE TO FLARE

Part #	Size	List Price
46-485	1/2 x 5/8	----

## SOLID BOTTOM VALVES

• Designed for instantaneous on-off operation.

• 360° rotation standard.

• 30 PSI

• Packed with grease.

1035D

M-70-SBV



### O-RING SEALED

### MIP X FIP

Part #	Size	
46-400	1/8	----
46-401	1/4	----
46-402	3/8	----



8875

### #M-72-SBV

### FIP x FIP

Part #	Size	
46-411	1/4	----



### #M-75-SBV

### MIP x FLARE

Part #	Size	
46-429	1/4 x 3/8	----

## SOLID BOTTOM FUEL VALVES

• Approved for use on Motorcraft fuel lines.

• Pointer lever.

• 90° turn stop mechanism to assure positive location of the on and off positions.

• Corrosion proofed internal construction assures maximum salt atmosphere protection.

• Port hole is 1/4 (.250) diameter.

• UL listed for use in fuel oils no. 1 & no. 2, LP gas and utility gas.



8980

### PIPE

### MALE X FEMALE

Part #	Size	
46-400M	1/8 x 1/8	----
46-401M	1/4 x 1/4	----
46-402M	3/8 x 3/8	----



8990

### PIPE

### MALE x MALE

Part #	Size	
46-406M	1/4 x 1/4	----



8975

### PIPE

### FEMALE X FEMALE

Part #	Size	
46-411M	1/4 x 1/4	----



8948

### MALE PIPE X FLARE

Part #	Size	
46-429M	1/4 x 3/8	----
46-430M	3/8 x 3/8	----

BRASS

**MINIATURE BALL VALVES**

**BRASS DOMESTIC  
MINIATURE BALL VALVES**

- Working Pressure up to 1000 P.S.I.G.
- ASTM B-16 Corrosion Resistant Brass Body.
- Non-Adjusting Viton O-Ring Stem Seal Design Never Needs Tightening.
- Highly Inert Teflon Seats.
- Long Life Nickel Plated Brass Ball.
- Blow-Out Proof Stem for Safety.
- Temperature: -40°F to 300°F
- 1/4 Turn Instantaneous On-Off Operation.
- Quarter Turn Handle Design.
- Water, Oil, and Air Pressure Systems.
- Ideal for tight, confined areas, or when routing aesthetics are desired. Applications include instrumentation, gas sampling systems, high pressure gauges, test stands, hydraulic and pneumatic service lines on capital equipment.



**MALE X FEMALE**

Part #	Size	
46-900	1/8 x 1/8	----
46-903	1/4 x 1/4	----



**MALE X MALE**

Part #	Size	
46-910	1/8 x 1/8	----
46-912	1/4 x 1/4	----



**MALE PIPE X HOSE BARB**

Part #	Size	
47-042	1/8 x 1/4	----
46-980	1/4 x 1/4	----
46-981	1/4 x 3/8	----

46-920  
46-921  
46-922



46-922A  
46-923



46-924



46-925



**FEMALE X FEMALE**

Part #	Size	
46-920	1/8 x 1/8	----
46-921	1/8 x 1/4	----
46-922	1/4 x 1/4	----
46-922A	1/4 x 1/4	----
46-923	3/8 x 3/8	----
46-924	1/2 x 1/2	----
46-925	3/4 x 3/4	----

**U.L. TWO WAY VALVES**

- Buna-N Seal, Teflon Seat
- Plated metal handle, plated brass ball.
- 250 PSI Working Pressure



**U.L. TWO WAY VALVES  
FNPT X FNPT**

Part #	Size	
46-440	1/4 x 1/4	----



**U.L. TWO WAY VALVES  
MNPT X FNPT**

Part #	Size	
46-443	1/4 x 1/4	----

**BRASS FITTINGS**

**MINI BALL VALVES**

• See p. 166 for specifications



**FEMALE X FEMALE**

Part #	Size	
46-920 I	1/8	----
46-922 I	1/4	----
46-923 I	3/8	----
46-924 I	1/2	----




**MALE X FEMALE**

Part #	Size	
46-900 I	1/8	----
46-903 I	1/4	----
46-904 I	3/8	----
46-905 I	1/2	----

**ECONOMY MINI BALL VALVES**

- Max Working Pressure: 450psi
- Maximum Temperatures: 356°F at 142 psi  
212°F at 355 psi
- 1/4 Turn Handle



**FEMALE X FEMALE**

Part #	Size	
46-935	1/4	----
46-936	3/8	----



**MALE X FEMALE**

Part #	Size	
46-931	1/4	----
46-932	3/8	----

*See more mini valves on page 170*

# BRASS FITTINGS

# CHECK VALVES/ MARINE FITTINGS

BRASS

## BRASS CHECK VALVES

MAX. 2500 PSI  
Cracking Pressure 1/3-3 PSI

- Opening diameter .187
- 180° max operating temp.



•SS ball and spring

### MNPT X MNPT

Part #	Size	Opening Dia.	
46-500	1/4 x 1/4	0.187	----

MAX. 2500 PSI

- Opening diameter .187
- 180° max operating temp.



•SS ball and spring

### MNPT X FNPT

Part #	Size	Opening Dia.	
46-505	1/4 x 1/4	0.187	----

MAX. 1200 PSI

- O-Ring poppet seal Bubble tight operation
- 180°F max operating temp.



### FNPT X FNPT


Part #	Size	Opening Dia.	
46-510	1/4 x 1/4	0.25	----
46-511	3/8 x 3/8	0.375	----
46-512	1/2 x 1/2	0.437	----

## PNEUMATIC CHECK VALVES

- Max Operating Pressure: 220 psi
- Working Pressure: 14.5-145 psi
- Cracking Pressure: 2.8 psi
- Maximum Temperatures: 140° F

### Materials

Body	Chrome plated Brass
Spring	Steel
O-Ring	NBR Rubber



NPT- Inlet NPSM - Outlet

Part #	Size	Dimensions (In.)		
		A	B	
46-200	1/4	1.97	0.67	----
46-201	3/8	1.97	0.83	----
46-202	1/2	2.48	0.98	----

## HIGH PRESSURE CHECK VALVES

- Operates in any position, and is available in mixed or matched end combinations.
- Standard cracking pressure 1 p.s.i (optional 3 or 7 p.s.i. available) with a maximum operating pressure of 3000 p.s.i. and a maximum operating temperature of 180°F using Buna-N seals.
- Buna-N seals standard, other seals available.
- Guided 316 stainless steel ball + spring.
- Fixed ringed seat prevents extrusion of seal.
- Opening diameter .28
- Approximate CV 1.2
- Water G.P.M. @ 10 p.s.i. is 4.0



### FEMALE X FEMALE

Part #	Size	
46-513	1/4	----
46-517	3/8	----



### FEMALE X MALE

Part #	Size	
46-514	1/4	----
46-518	3/8	----



### MALE X FEMALE

Part #	Size	
46-516	1/4	----
46-539	3/8	----



### MALE X MALE

Part #	Size	
46-515	1/4	----
46-519	3/8	----

## MARINE FITTINGS

- Calibrated to support 30" column of gasoline.



### ANTI-SIPHON VALVES

#### NPT X NPT

Part #	Size	
46-520	1/4 x 1/4	----
46-521	3/8 x 3/8	----



### ANTI-SIPHON VALVES

#### BARB X NPT

Part #	Size	
46-530	5/16 x 1/4	----
46-531	3/8 x 1/4	----
46-532	3/8 x 3/8	----
46-533	1/2 x 3/8	----



### BULKHEAD FITTINGS

Part #	Size	
46-540	5/16	----
46-541	3/8	----

If you're not failing every now and again, it's a sign you're not doing anything very innovative.

- Woody Allen

**BALL VALVE PRIVATE LABEL PROGRAM**

**BRASS**



We will put your company name and logo on our ball valve handle for FREE. Simply place a minimum blanket order of 10 cases per size and we will stock them under a special part # for your access only. Please allow 90-120 days for delivery on the first shipment only: Then have them delivered as you need them!

**\*For Italian valves only.**

We will change the handles out for you if ordered through our Kansas City warehouse. Please request this service if needed.

**TEE HANDLES**



Part #	Valve Size	
43-200T	1/4" - 3/4"	----
43-204T	1"	----

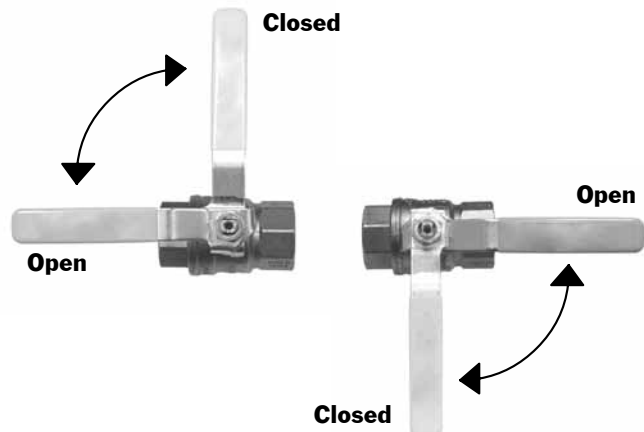
**LOCKING HANDLES**



Part #	Valve Size	
43-200L	1/4" - 3/4"	----
43-204L	1" - 1 1/4"	----
43-206L	1 1/2" - 2"	----

**Reversible Handles:**

All regular ball valve handles are now reversible. You can take the handle off and “reverse” it, so it turns and opens over the opposite end of the valve in the opposite direction. Please let us know if this is a requirement when you order as some older stock may not have this feature.





**FULL PORT 600WOG FORGED BRASS BALL VALVE**

1/2" - 2" Sizes Gas Approved




**ISO 9002 Manufacturer FEATURES**

1/4-2" 600 PSI non-shock cold water, gas, oil  
- 150 PSI saturated steam

2-1/2" - 4" 400 PSI non-shock cold water, gas, oil

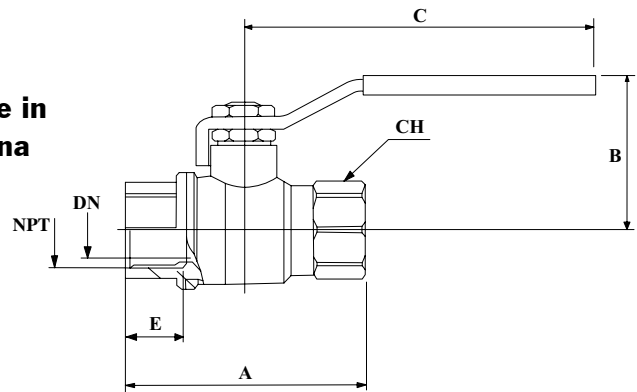
- Suitable for full range of liquids and gases
- Minimal pressure drop due to large full size ports
- Bottom loaded, pressure retaining stem
- Pressure rated for 1/4"-2" at 600psi (42 bars) and 2-1/2"-4" at 400 psi WOG (non-shock) and 150 WSP (10.34 bars) saturated steam. Virgin PTFE stem packing seal, thrust washer and seats
- Yellow vinyl insulator on heavy duty plated carbon steel handles
- Fast 1/4 turn open or close operation

- Low operating torque
- Adjustable stem packing gland
- Maximum operating temperature: 302°F (150° C)
- Minimum operating temperature: -22°F (-30°C)
- Each valve individually tested
- Forged Brass - for more strength
- Threaded ends to ANSI B1.20.1
- Hard chromium plated solid ball
- Bottom entry, blow-out proof stem
- Deeper threads - for better connections



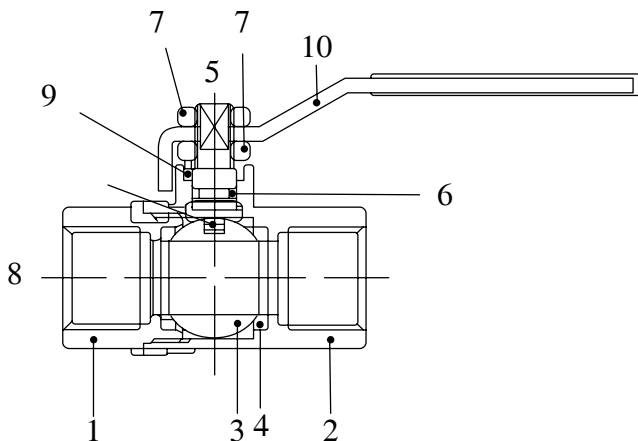
**Made in China**

**Minimum order is Box Quantity**



Part#	Size NPT	Dimension Inches						Min. Order		
		DN	A	B	C	E	CH	Box	Case	
940-171	1/4"	0.39	1.75	1.27	3.54	0.46	0.78	70	140	----
940-172	3/8"	0.41	1.75	1.27	3.54	0.46	0.78	70	140	----
940-173	1/2"	0.58	2.05	1.92	3.54	0.52	0.98	50	100	----
940-174	3/4"	0.75	2.36	2.08	3.78	0.56	1.20	30	60	----
940-175	1"	0.94	2.75	2.56	4.52	0.66	1.50	20	40	----
940-176	1-1/4"	1.26	3.30	2.95	4.52	0.70	1.82	12	24	----
940-177	1-1/2"	1.57	3.66	3.34	5.51	0.72	2.09	9	18	----
940-178	2"	1.97	4.18	3.68	5.51	0.74	2.62	6	12	----
940-179	2-1/2"	2.52	5.38	4.76	8.66	1.01	3.36	4	8	----
940-180	3"	2.95	6.04	5.08	8.66	1.11	3.86	2	4	----
940-181	4"	3.89	7.38	5.86	9.00	1.22	4.89	1	2	----

• Minimum order quantity is Box Quantity



POS	Components	Materials	N
1	Body	Forged Brass	1
2	End Connection	Forged Brass	1
3	Ball	CP Brass	1
4	Ball Seat	P.T.F.E.	2
5	Stem	Brass	1
6	Gland	Brass	1
7	Nut	Steel	1
8	Spring Inseat	Steel	1
9	Stem Seal	P.T.F.E.	1
10	Handle	Steel	1

**FULL PORT 600WOG FORGED BRASS BALL VALVE**



**ISO 9002 Manufacturer FEATURES**

600 PSI non-shock cold water, gas, oil  
- 150 PSI saturated steam

CSA AGA 3.88 5 PSIG IAMPO IGC 157 - 2004b

- **SOLID CHROME PLATED BRASS BALL**
- Suitable for full range of liquids and gases
- Minimal pressure drop due to large full size ports
- Bottom loaded, pressure retaining stem
- Pressure rated at 600psi (42 bars) WOG (non-shock) and 150 WSP (10.34 bars) saturated steam. Virgin TFE stem packing seal, thrust washer and seats.
- Yellow vinyl insulator on heavy duty plated carbon steel handles.
- Fast 1/4 turn open or close operation
- Low operating torque
- Flow can go both directions

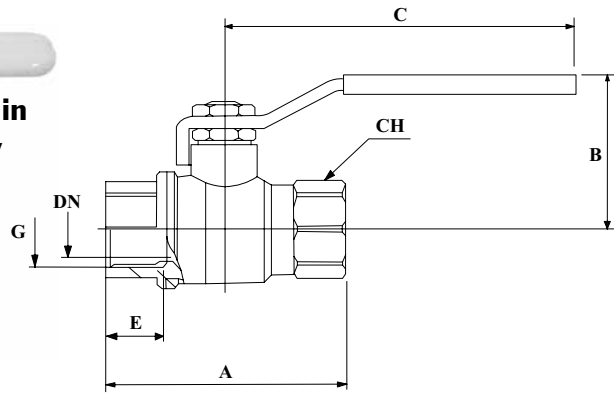
- Adjustable stem packing gland
- Maximum operating temperature: 248°F (120° C) at 600 PSI
- Minimum operating temperature: -20°F (-40°C)
- Each valve individually tested
- Forged Brass - for more strength
- Threaded ends to ANSI B1.20.1
- Hard chromium plated solid ball
- Bottom entry, blow-out proof stem
- Deeper threads - for better connections

**VALVES**



**Female x Female**

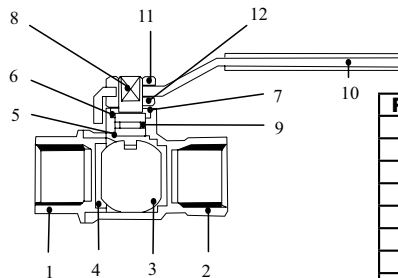
**Made in Italy**



Part#	Size	Dimension Inches							Box	Case	
		G	DN	A	B	C	E	CH			
943-200	1/4"	.31	1.96	1.57	3.43	.43	.74	24	96	----	
943-201	3/8"	.39	1.96	1.57	3.43	.43	.86	24	96	----	
943-202	1/2"	.59	2.28	1.77	3.35	.61	.94	20	80	----	
943-203	3/4"	.78	2.44	1.89	3.35	.64	1.22	14	56	----	
943-204	1"	.98	3.03	2.20	4.61	.75	1.50	6	24	----	
943-205	1-1/4"	1.26	3.46	2.36	4.61	.77	1.89	4	16	----	
943-206	1-1/2"	1.57	3.94	3.15	6.30	.77	2.12	2	8	----	
943-207	2"	1.97	4.45	3.15	6.30	.79	2.63	1	4	----	
942-208	2-1/2"	2.48	5.94	4.17	7.48	1.06	3.30	---	5	----	
942-209	3"	2.99	6.85	5.47	9.84	1.14	3.89	---	3	----	
942-210	4"	3.54	7.67	5.88	9.84	1.50	4.80	---	2	----	

See additional handle options on page 162.

- Nickel plated body available upon special request.
- Optional stainless steel parts available upon special request.



POS	Components	Materials	N
1	Body	Forged Brass	1
2	End Connection	Forged Brass	1
3	Ball	CP Brass	1
4	Ball Stems	P.T.F.E.	2
5	Stem Antif. Seat	P.T.F.E.	1
6	Stem Seat	P.T.F.E.	1
7	Brass Ring	Brass	1
8	Stem	Brass	1
9	O-Ring	NBR 80	1
10	Handle	Steel	1
11	Nut	Steel	1
12	Nut	Brass	1

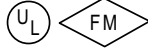


**NSF 61 FULL PORT 600WOG FORGED BRASS BALL VALVE**

**ISO 9002 Manufacturer  
FEATURES**



1/4" - 2" Gas Approved



UL842, UL258, UL125, FM

**NSF 61** CSA AGA 3.88 5 PSIG

**• NSF approved for drinking water applications**

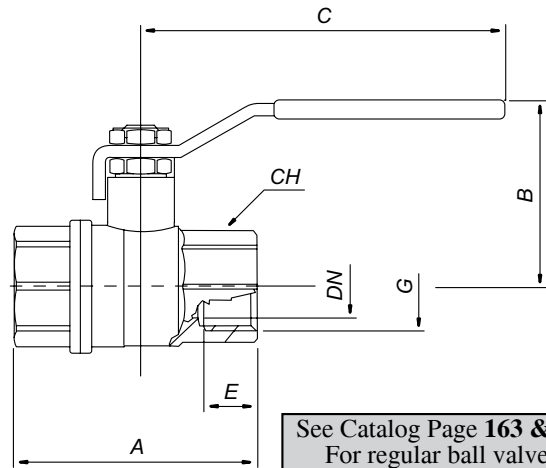
- 600 PSI non-shock cold water, gas, oil 150 PSI saturated steam
- Suitable for full range of liquids and gases.
- Virgin TFE stem packing seal, thrust washer and seats
- Blue vinyl handle cover

- Solid chrome plated brass ball
- Adjustable stem packing gland
- Threaded ends to ANSI B1.20.1
- Bottom entry, blow-out proof stem



**Female x Female**

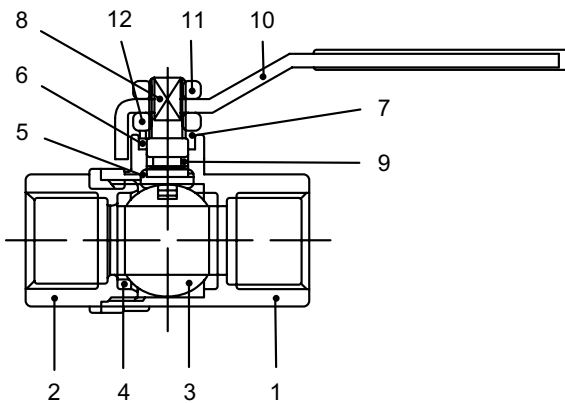
**Made in Italy**



See Catalog Page 163 & 164 For regular ball valves!

NSF 61 Approved Part#	Size	Dimension Inches						Box	Case	NSF 61
	G	DN	A	B	C	E	CH			
943-220	1/4"	.31	1.96	1.57	3.43	.43	.74	24	96	----
943-221	3/8"	.39	1.96	1.57	3.43	.43	.86	24	96	----
943-222	1/2"	.59	2.40	1.77	3.43	.59	1.06	20	80	----
943-223	3/4"	.78	2.72	1.77	3.43	.64	1.26	14	56	----
943-224	1"	.98	3.28	2.20	4.72	.75	1.59	6	24	----
943-225	1-1/4"	1.25	3.86	2.36	4.72	.84	1.96	4	16	----
943-226	1-1/2"	1.57	4.25	3.12	6.33	.84	2.16	2	8	----
943-227	2"	1.96	5.03	3.12	6.33	1.01	2.76	1	4	----

See additional handle options on page 162



POS	Components	Materials	N
1	Body	Forged Brass	1
2	End Connection	Forged Brass	1
3	Ball	CP Brass	1
4	Ball Stems	P.T.F.E.	2
5	Stem Antif. Seat	P.T.F.E.	1
6	Stem Seat	P.T.F.E.	1
7	Brass Ring	Brass	1
8	Stem	Brass	1
9	O-Ring	NBR 80	1
10	Handle	Steel	1
11	Nut	Steel	1
12	Nut	Brass	1

Gas Approved

**FULL PORT 600WOG FORGED BRASS BALL VALVE**



UL842, UL258, UL125, FM

CSA AGA 3.88 5 PSIG

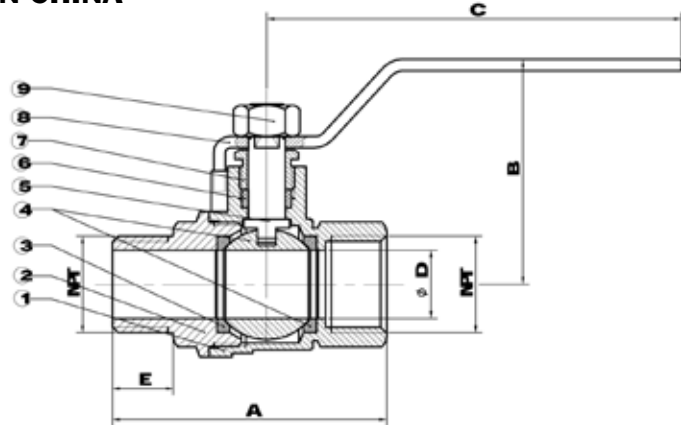
- Solid chrome plated brass ball
- Suitable for full range of liquids and gases.
- Minimal pressure drop due to large full size ports.
- Bottom loaded, pressure retaining stem.
- Pressure rated at 600psi (42 bars) WOG ( non-shock) and 150psi (10.34 bars) saturated steam. Virgin TFE stem packing seal, thrust washer and seats.
- Yellow vinyl insulator on heavy duty plated carbon steel handles.
- Fast 1/4 turn open or close operation.
- Flow both directions.
- Low operating torque.
- Adjustable stem packing gland.

- Maximum operating temperature: 248°F (120°C)
- Minimum operating temperature: -20°F (-40°C)
- Each valve individually tested.
- Forged Brass - for more strength.
- Threaded ends to ANSI B1.20.1
- Hard chromium plated solid ball
- Bottom entry, blow-out proof stem.

POS	Components	Materials
1	Body	C37700
2	End Cap	CS7700
3	Ball Seat	PTFE
4	Ball	CS7700
5	Stem	CS7700
6	Stem Reducing	PTFE
7	Reducing Nut	CS7700
8	Lever Handle	1008
9	Stem Nut	A570 Gr.A

**VALVES**

**MADE IN CHINA**



Part#	Size	NPT	A	B	C	D	E	Box	Case	
948-170	1/4	1/4 - 18	2.016	1.689	2.756	0.315	0.457	70	140	----
948-171	3/8	3/8 - 18	2.094	1.732	3.543	0.394	0.457	70	140	----
948-172	1/2	1/2 - 14	2.343	1.941	3.543	0.583	0.520	50	100	----
948-173	3/4	3/4 - 14	2.618	2.106	3.780	0.748	0.563	30	60	----
948-174	1	1 - 11.5	3.000	2.579	4.528	0.945	0.630	20	40	----
948-175	1-1/4	1-1/4 - 11.5	3.563	2.953	4.528	1.260	0.709	12	24	----
948-176	1-1/2	1-1/2 - 11.5	3.965	3.346	5.512	1.575	0.717	9	18	----
948-177	2	2 - 11.5	4.496	3.681	5.512	1.969	0.748	6	12	----

**ITALIAN M X F - \*CLOSE-OUT ONCE STOCK IS GONE\***

Part#	Size	DN	A	B	C	E	E1	CH1	CH2	Box	Case	
948-101	1/4	.31	2.28	1.49	3.35	.46	.51	.55	.74	24	96	----
948-102	3/8	.39	2.37	1.57	3.35	.46	.51	.71	.86	24	96	----
948-103	1/2	.59	2.28	1.49	3.35	.61	.59	.85	.96	14	56	----
948-104	3/4	.78	2.87	1.57	3.35	.66	.63	1.10	1.22	12	48	----
948-105	1	.98	3.42	1.93	5.20	.77	.75	1.36	1.50	6	24	----
948-106	1-1/4	1.26	3.94	2.36	4.72	.79	.76	1.69	1.89	4	16	----
948-107	1-1/2	1.57	4.25	3.00	6.34	.81	.76	2.12	2.12	2	8	----
948-108	2	1.97	4.96	2.95	6.34	.84	.76	2.40	2.63	1	4	----

**FULL PORT 600WOG FORGED BRASS BALL VALVE**

- 600 PSI non-shock cold water, gas, oil
- 150 PSI saturated steam (WSP)

**ISO 9002 Manufacturer  
FEATURES**

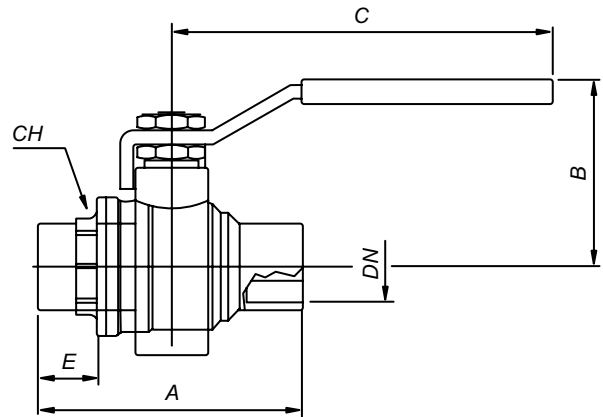


- Minimal pressure drop due to large full size ports.
- Bottom loaded, pressure retaining stem.
- Pressure rated at 600psi (42 bars) WOG (non-shock) and 150psi (10.34 bars) saturated steam. Virgin TFE stem packing seal, thrust washer and seats.
- Vinyl insulator on heavy duty plated carbon steel handles.
- Fast 1/4 turn open or close operation
- Low operating torque
- Adjustable stem packing gland.

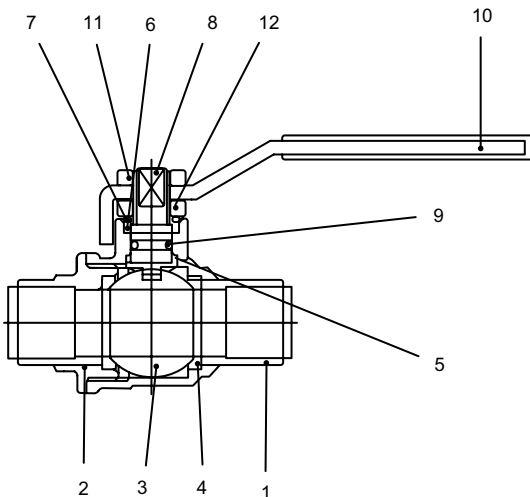
- Maximum operating temperature: 248°F (120° C) at 600 psi.
- Minimum operating temperature: -20°F (-40°C)
- Each valve individually tested.
- Forged Brass - for more strength.
- Tube ends to ANSI B16.22.
- Hard chromium plated solid ball.
- Bottom entry, blow-out proof stem.
- Use with ASTM B88 copper water tubing.



**SWT x SWT**



Part#	Size	Dimension Inches						Box	Case	
	SWT	DN	A	B	C	E	CH			
940-212	1/2	0.58	2.04	1.84	3.54	0.43	0.80	50	100	----
940-213	3/4	0.74	2.74	1.99	3.78	0.63	1.05	30	60	----
940-214	1	0.94	3.22	2.44	4.52	0.75	1.33	20	40	----
940-215	1-1/4	1.26	3.81	2.85	4.52	0.83	1.60	12	24	----
940-216	1-1/2	1.57	4.42	3.16	5.51	0.90	1.90	9	18	----
940-217	2	1.97	5.31	3.44	5.51	1.30	2.37	6	12	----



POS	Components	Materials	N
1	Body	Forged Brass	1
2	End Connection	Forged Brass	1
3	Ball	CP Brass	1
4	Ball Seats	P.T.F.E.	2
5	Stem	Brass	1
6	O-Ring	NBR 80	1
7	Brass Ring	Brass	1
8	Nut	UNI 5771 Steel	1
9	Stem Seat	P.T.F.E.	1
10	Handle	Steel	1
11	Stem Seat	P.T.F.E.	1
12	Nut	Brass	1

**FORGED BRASS BALL VALVE - STANDARD PORT**

1/2" Gas Approved



CSA AGA 3.88 5 PSIG



UL842, UL258, UL125, FM

**ISO 9002 Manufacturer FEATURES**

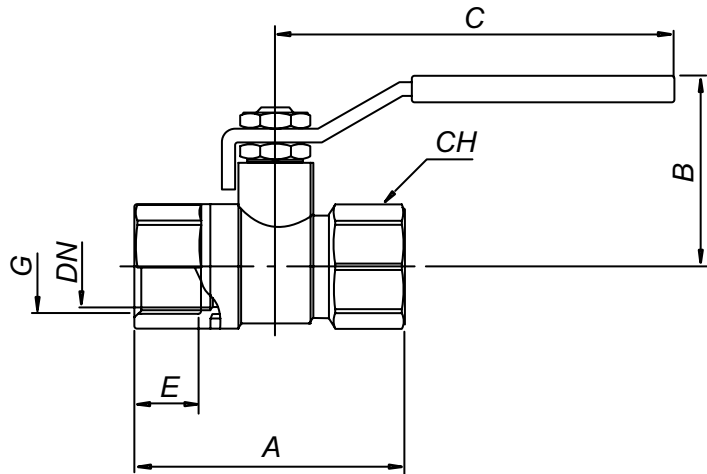
- 400 PSI non-shock cold water, gas, oil
- 150 PSI saturated steam (WSP)
- Solid chrome plated brass ball
- Threaded ends to ANSI B1.20.1
- Each valve individually tested
- Hard chromium plated solid ball
- Bottom entry, blow-out proof stem
- Double stem packing, Teflon seats.

**VALVES**

Yellow Handle



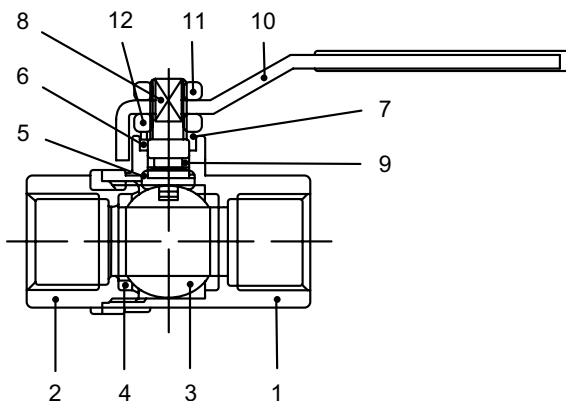
**FIP x FIP**



**FORGED BRASS BALL VALVE IPS SCREWED ENDS**

Part#	Size	Dimension Inches						Box	Case	
	G	DN	A	B	C	E	CH			
940-241	1/2	0.47	2.26	1.51	3.27	0.61	0.98	20	80	----
940-242	3/4	0.59	2.50	1.59	3.27	0.63	1.22	14	56	----
940-243	1	0.78	2.87	1.88	3.74	0.75	1.49	10	40	----
940-244	1-1/4	0.98	3.46	2.08	4.61	0.77	1.89	4	16	----
940-245	1-1/2	1.26	3.52	2.45	4.61	0.77	2.13	4	16	----
940-246	2	1.57	4.05	2.65	4.61	0.79	2.64	1	4	----

See additional handle options on page 158



POS	Components	Materials	N
1	Body	Forged Brass	1
2	End Connection	Forged Brass	1
3	Ball	CP Brass	1
4	Ball Stems	P.T.F.E.	2
5	Stem Antif. Seat	P.T.F.E.	1
6	Stem Seat	P.T.F.E.	1
7	Brass Ring	Brass	1
8	Stem	Brass	1
9	O-Ring	NBR 80	1
10	Handle	Steel	1
11	Nut	Steel	1
12	Nut	Brass	1

**GAS BALL VALVES**

**ISO 9002 Manufacturer  
FEATURES**

**CSA** 5 PSIG  
C US  
CSA AGA 3.88 5 PSIG

**UL** LISTED  
Manual Valve  
Threaded NPT  
UL 842, UL 258, UL 125

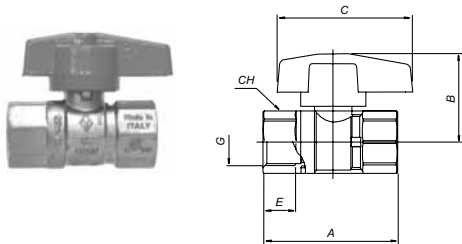
**Made in Italy**

- Solid chrome plated brass ball
- Bottom entry
- Blow out proof design.
- Double viton o-rings stem seals
- Teflon seats for durability.
- Forged construction for greater strength.
- Larger ports for increased flow capacity.
- For use with natural, manufactured, mixed liquified, petroleum and LP gas-air mixtures.

- Deeper thread connections. Smooth quarter-turn.
- Manufactured to ANSI Z21.15, C.G.A. 9.1-M81, 9.2-M88, 1/2 psig. 372 also to A.G.A. 3-8, C.G.A. CR91-002, 2 psig.
- Red Reversible handle.
- May be used with water 400 WOG.

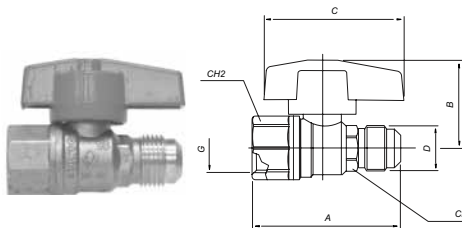
**VALVES**

**GAS BALL VALVES  
FEMALE x FEMALE**



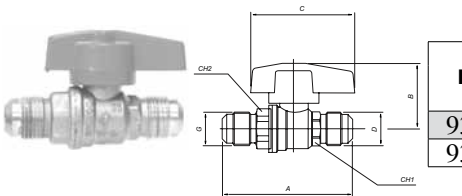
Part#	Size	Dimension Inches							PN in psi	Box	Case	List Price
	G	DN	A	B	C	E	CH					
943-212	1/2"	.31	1.96	1.57	3.43	.43	.98	600	20	80	----	
943-213	3/4"	.39	1.96	1.57	3.43	.43	1.22	600	14	56	----	

**APPLIANCE CONNECTOR VALVES  
FEMALE X FLARE**

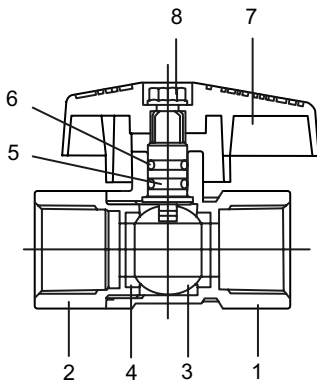


Part#	Size	Dimension Inches							Box	Case	List Price
	G	DN	A	B	C	CH1	CH2				
935-122	1/2 x 3/8	0.27	2.41	1.45	2.28	0.67	0.98	20	80	----	
935-123	1/2 x 1/2	0.39	2.44	1.45	2.28	0.67	0.98	20	80	----	
935-124	3/4 x 5/8	0.47	2.50	1.48	2.28	-	1.22	20	80	----	

**FLARE x FLARE**



Part#	Size	Dimension Inches							PN in psi	Box	Case	List Price
	G	DN	A	B	C	CH1	CH2					
935-129	3/8 x 3/8	0.27	2.79	1.45	2.28	0.67	0.83	363	20	80	----	
935-130	1/2 x 1/2	0.39	2.87	1.45	2.28	0.67	0.83	363	20	80	----	



	Components	Materials
1	Body	Forged Brass
2	End Connection	Forged Brass
3	Ball	Forged Brass
4	Ball Seats	P.T.F.E.
5	Stem	Brass
6	O-Ring	NBR
7	Butterfly	Steel
8	Screw	UNI 5771 Steel

# CHROME PLATED BRASS MINI BALL VALVES

# BRASS VALVES

## CHROME PLATED BRASS MINI BALL VALUE

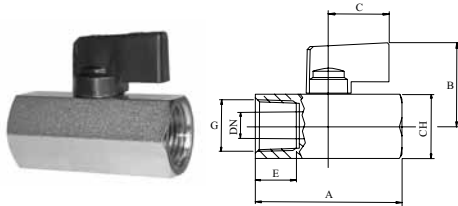
Made in Italy

ISO 9002 Manufacturer

### FEATURES

- Solid chrome plated brass ball
- Max working pressure 235 psi will handle 300psi@75° F
- Longer body style for longer, deeper thread connections
- One piece drawn sand blasted chrome plated body.
- Each valve is seal tested for maximum safety.
- Double seal system allows valve to be operated in both directions making installation easier.
- Blowout-proof brass stem.
- NPT taper ANSI B1.20.1 threads.
- 32°F to +176°F temperature.
- 1/4 Turn Nylon handle with mechanical stop.
- NSF Approved valves available upon request!

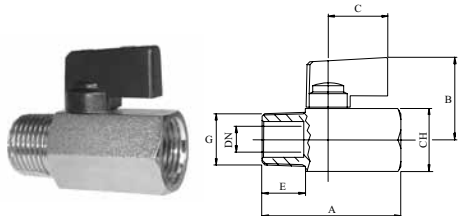
VALVES



### Female x Female

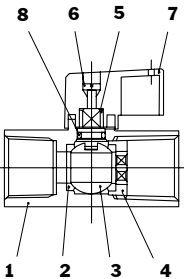
Part#	Size		Dimension Inches							
	G	DN	A	B	C	E	CH	BOX	CASE	
46-920 I	1/8"	0.24	1.51	1.2	0.9	0.31	0.83	50	200	----
46-922 I	1/4"	0.31	1.88	1.2	0.9	0.51	0.83	50	200	----
46-923 I	3/8"	0.31	1.88	1.2	0.9	0.51	0.83	50	200	----
46-924 I	1/2"	0.39	2.18	1.28	0.9	0.61	0.96	40	160	----

Made in Italy

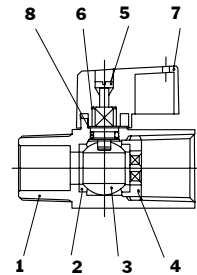


### Male x Female

Part#	Size		Dimension Inches							
	G	DN	A	B	C	E	CH	BOX	CASE	
46-900 I	1/8"	0.24	1.5	1.2	0.9	0.34	0.83	50	200	----
46-903 I	1/4"	0.31	1.77	1.2	0.9	0.48	0.83	50	200	----
46-904 I	3/8"	0.31	1.81	1.2	0.9	0.49	0.83	50	200	----
46-905 I	1/2"	0.39	2.15	1.28	0.9	0.65	0.96	40	160	----



POS	Components	Materials	N
1	Body	CW517N Forged Brass	1
2	Ball Seats	P.T.F.E	2
3	Ball	CW517N CP Brass	1
4	Ring Unit	CW614N Brass	1
5	Stem	CW614N Brass	1
6	Screw	UNI 5771 Steel	1
7	Handle	Nylon	1
8	O-Ring	NBR 80	1



## ECONOMY MINI BALL VALVES

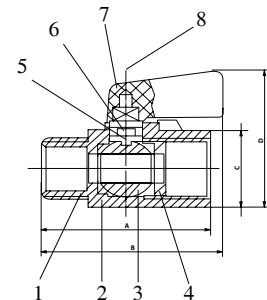
- Max Working Pressure: 450psi
- Maximum Temperatures: 356°F at 142 psi  
212°F at 355 psi
- 1/4 Turn Handle

### FEMALE X FEMALE

Part #	Size	Dimensions (In)				
		A	B	C	D	
46-935	1/4	1.57	1.69	0.78	1.46	----
46-936	3/8	1.57	1.69	0.78	1.46	----

### MALE X FEMALE

Part #	Size	Dimensions (In)				
		A	B	C	D	
46-931	1/4	1.57	1.69	0.78	1.46	----
46-932	3/8	1.57	1.69	0.78	1.46	----



Pos	Components	Materials	N
1	Body	CP Forged Brass	1
2	Ball Seats	P.T.F.E	2
3	Ball	CP Brass	1
4	Ring Unit	Brass	1
5	Stern	Brass	1
6	O-Ring	NBR 80	1
7	Handle	ABS	1
8	Screw	Steel	1

## BRASS VALVES

### Forged brass Mini-Ball Valves

- 180° operational handle, blow out proof stem. Stem with double "O" Rings - \* 90° Operational handle.
- 200 WOG
- 125SWSP

NO	Part Name	Material	QTY
1	Nut	Steel	1
2	Handle	Steel	1
3	Cover	PVC	1
4	O-Ring	NBR	2
5	Stem	Brass	1
6	Body	Brass	1
7	Seat	Teflon	2
8	Ball Disc	Brass	1
9	End Plug	Brass	1

### FEMALE X FEMALE



Part #	Size	
* 944-116	1/4X1/4	----
944-118	1/4X1/2	----

\* 90° Operational handle.

### MALE X FEMALE



Part #	Size	
944-106	1/8X1/8	----
944-100	1/8X1/4	----
944-101	1/4X1/4	----
944-102	1/4X3/8	----

### MALE X MALE



Part #	Size	
944-108	1/8X1/4	----
944-111	1/4X1/2	----
944-112	1/2X1/2	----

*Private label handle available on volume purchases.*

## MINI BALL VALVE

### HOSE BARB X MALE



Part #	Size	
944-126	3/8X1/8	----
* 944-138	1/4X1/4	----
944-128	3/8X1/4	----

\* 90° Operational handle.

### HOSE BARB X HOSE BARB



Part #	Size	
* 944-142	1/4X1/4	----
* 944-134	3/8X3/8	----

\* 90° Operational handle.

### FEMALE X HOSE BARB



Part #	Size	
944-135	1/8X1/8	----
944-121	1/4X5/16	----
944-136	1/4X1/4	----

Everyone is entitled to be stupid, but some abuse the privilege.

- Unknown Author

# 3 WAY BALL VALVES

# 3 WAY BALL VALVES

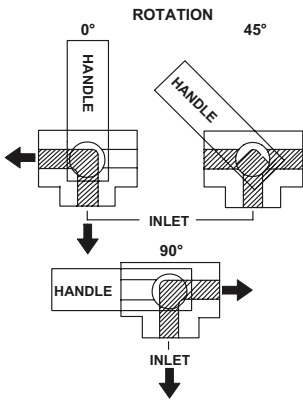
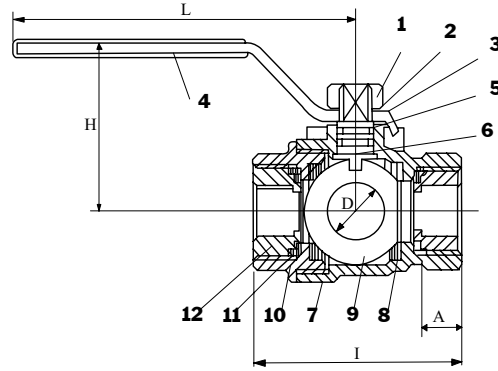
## SIDE OUTLET 3 WAY BALL VALVE

VALVES



- Forged Brass
- 200 WOG
- 125 WSP

• Side outlet



- Full Port
- Blow-out proof stem
- double o-ring stem packing
- PTFE Seal


### Nomenclature & Materials

NO	Part Name	Material	Qty
1	Nut	Steel	1
2	Spring Washer	Steel	1
3	Handle	Steel	1
4	Cover	PVC	1
5	O-Ring	NBR	2
6	Stem	Brass	1
7	Body	Forged Brass	1
8	Seat	Teflon	2
9	Ball Disc	Brass	1
10	End Plug	Brass	1
11	O-Ring	NBR	3
12	Socket	Brass	3

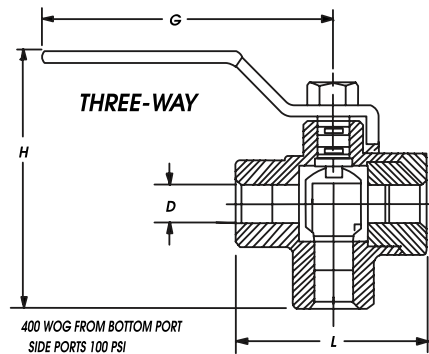
Part#	Size	I	H	D	L	A	Box	Case	
940-464	1/4"	1.89	1.73	0.39	3.35	0.47	50	100	----
940-465	3/8"	1.89	1.73	0.39	3.35	0.47	25	100	----
940-461	1/2"	2.11	1.80	0.50	3.35	0.51	30	60	----
940-462	3/4"	2.56	2.16	0.74	4.41	0.55	20	40	----

## BOTTOM OUTLET 3 WAY BALL VALVE

- Forged Brass
  - Double O-Ring Seal
  - Blow out proof stem
  - Made in USA
- Bottom Port is inlet 400 psi  
Side Ports are inlet 100 psi



• Bottom outlet



Part#	Size	D	G	H	L	Cv	
940-121	1/4"	.44	3.50	3.12	2.25	5.2	----
940-122	3/8"	.50	3.50	3.12	2.25	5.5	----
940-123	1/2"	.50	3.50	3.12	2.25	5.5	----



**MISC. VALVES**

**STAINLESS TRIM BALL VALVES**

Full Port 600 WOG Forged Brass Ball Valves

- Nickel plated body.
- Stainless steel tee handle and nut.



CSA AGA 3.88 5 PSIG



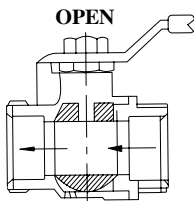
Also with lever handle option

**FEMALE X FEMALE**

Part #	Size	
948-154ST	3/4	----
948-154STL	3/4 Lever Handle	----
948-155STL	1 Lever Handle	----

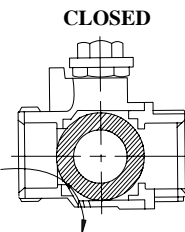
More options available ... just ask!  
Ask us about OSHA Valves

**FULL PORT  
AUTOMATIC DRAIN & LATCH LOCK HANDLE**



Valve - open position.  
Drain vent shut off.

200 PSI



Valve - closed and draining occurs. Upstream seat prevents air flow.  
Downstream system is vented to atmosphere.

Part#	Size	
948-131	1/4"	----
948-132	3/8"	----
948-133	1/2"	----
948-134	3/4"	----
948-135	1"	----

**MISC. VALVES**

**ANGLE SILLCOCKS  
3/4" Hose Thread Outlet**

- Notched flange for convenient installation.
- Heavy brass construction.
- Cast Iron handle.



**FEMALE IPS**

Part #	Size	Box	
942-142	1/2	12	----

**HOSE BIBBS  
3/4" Hose Thread Outlet**



**IPS**

Part #	Size	Box	
942-170	1/2 (1/2"C)	12	----
942-171	3/4	12	----

**DRUM & BARREL FAUCET VALVE**

- Die cast body w/ nylon seat and steel spring.
- For use with all petroleum products except trichlorethylene.
- Lockable handle.

G261N



Not suitable for potable water.

**SELF-CLOSING DRUM & BARREL FAUCET**

Part #	Size	
46-270	3/4	----

**VALVES**

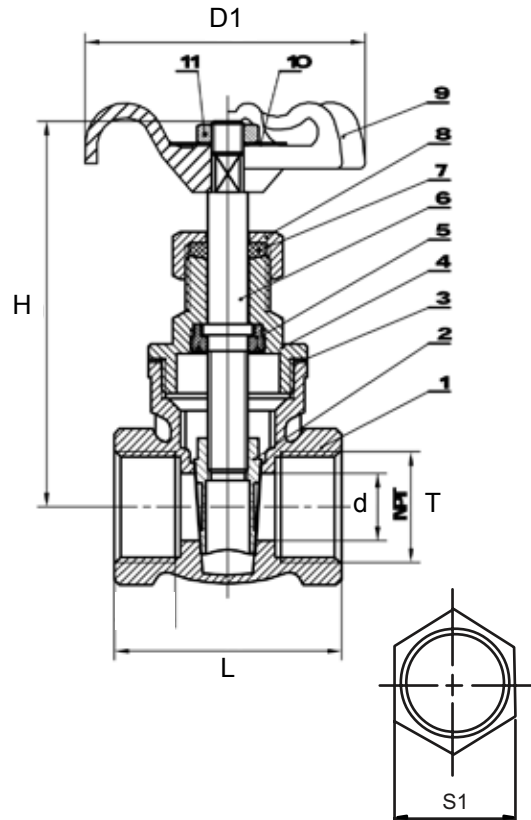
**FULL PORT BRASS GATE VALVE**

**VALVES**

- 200 WOG (cold water, oil, gas).
- 125 WSP (Saturated Steam).
- Full-port design for a better water flow.
- Screw-in Bonnet - Non-Rising Stem - Solid Wedge
- NPT Threaded ends to ANSI B1.20.1
- Cast iron handle.
- Forged Brass Body for 1/2" - 1"
- Cast brass body for 1-1/4" - 4".
- Each valve individually air tested under water.



"New dimensions for 1/2 thru 4"



NO	Description	Material
1	Body	C37700
2	Disk	C37700
3	Seat	PTFE
4	Cap	C37700
5	Packing	C37700
6	Stem	C37700
7	Rubber Seat	NBR
8	Packing Nut	C37700
9	Handle	HT200
10	Nameplate	AL
11	Stem Nut	A570 Gr.A

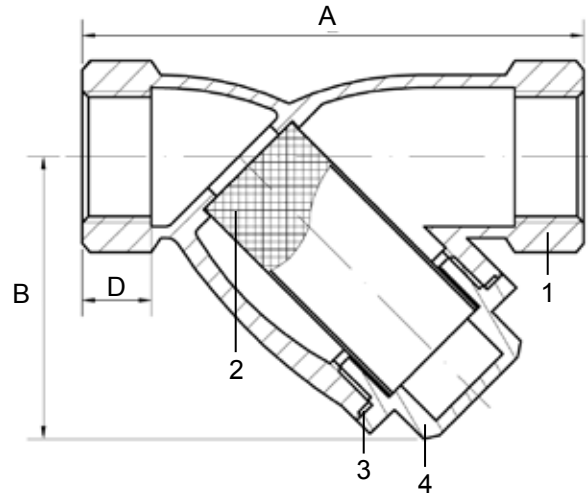
**BRASS GATE VALVES IPS**

Part#	Size	L	H	D1	d	T	S1	Box	Case	
940-130	1/4	1.57	2.91	2.09	.24	1/4-18 NPT	.85	10	120	----
940-131	3/8	1.61	2.91	2.09	.39	3/8-18 NPT	.85	10	120	----
940-132	1/2	1.575	2.874	2.087	0.50	1/2-14 NPT	1.03	10	100	----
940-133	3/4	1.752	3.228	2.087	0.748	3/4-14 NPT	1.26	5	60	----
940-134	1	1.984	3.661	2.283	0.984	1-11.5 NPT	1.51	5	40	----
940-135	1-1/4	2.165	4.567	2.835	1.22	1-1/4-11.5 NPT	1.89	5	30	----
940-136	1-1/2	2.283	4.98	3.11	2.496	1-1/2-11.5 NPT	2.17	4	24	----
940-137	2	2.677	5.846	3.819	1.85	2-11.5 NPT	2.60	2	16	----
940-138	2-1/2	3.661	7.638	4.252	2.48	2-1/2-8 NPT	3.27	2	8	----
940-139	3	3.819	8.839	4.961	2.835	3-8 NPT	3.86	1	6	----
940-140	4	4.567	10.189	4.961	3.661	4-8 NPT	4.88	1	3	----

**CLASS 150 BRONZE Y-PATTERN STRAINER**

- Casting bronze body, size 1/2"-3".
- Pressure rating: 300 WOG (water, oil, gas)/PN25  
150 WSP (Saturated Stem)
- NPT Threaded ends to ANSI B1.20.1
- Protects regulators, pumps, meters and other controls from damage due to sediment scale, metal chips or other foreign materials.

- Screwed cap is threaded & gasketed.
- Tapped drain plug opening in cap.
- 304 stainless steel screen #20 mesh.
- Self cleaning.
- Self cleaning can be accomplished by opening the valve or plug connected to the blow-off outlet.



**REPLACEMENT SCREENS**

**304 S.S. #20 Mesh**

Part #	Size	OAL	
940-521S	1/4	1.5	----
940-522S	3/8	1.5	----
940-523S	1/2	1.57	----
940-524S	3/4	1.97	----
940-525S	1	2.44	----
940-526S	1-1/4	2.76	----
940-527S	1-1/2	3.31	----
940-528S	2	4.06	----
940-529S	2-1/2	5.25	----
940-530S	3	5.90	----

NO	Description	Material
1	Body	C84400
2	Filter	304
3	Gasket	PTFE
4	Cap	C84400

**"New dimensions for 1/2 thru 2"**

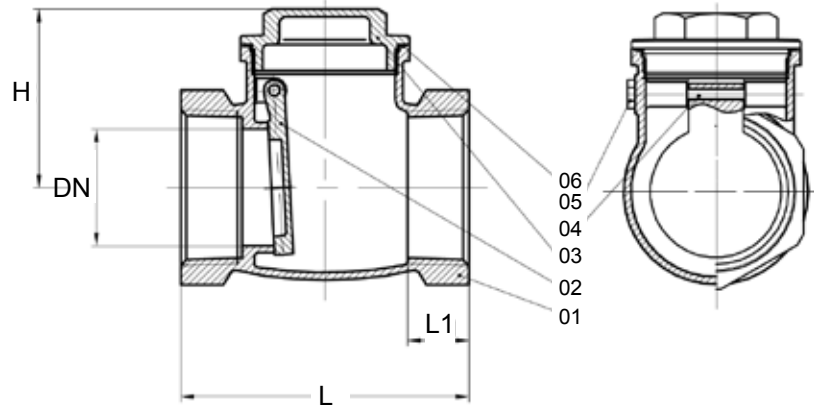
Part#	Size	A	B	D	Box	Case	
940-521	1/4"	2.60	1.89	0.41	10	80	----
940-522	3/8"	2.60	1.89	0.41	10	80	----
940-523	1/2"	2.992	1.811	0.498	10	100	----
940-524	3/4"	3.583	2.205	0.531	10	60	----
940-525	1"	4.252	2.677	0.63	5	40	----
940-526	1-1/4"	4.882	3.15	0.669	4	24	----
940-527	1-1/2"	5.669	3.583	0.709	4	16	----
940-528	2"	6.772	4.37	0.827	2	8	----
940-529	2-1/2"	8.39	5.83	0.93	1	6	----
940-530	3"	9.06	6.69	1.12	1	4	----

**BRASS SWING CHECK VALVES**

- Working pressure non-shock: 200 psi W.O.G. (cold water, oil, gas) 125 psi WSP (saturated steam)
- Swing type disc.
- Screwed Cap.
- Hard Seat.
- 90° Straight Pattern.
- Used to prevent reverse flow in commercial and industrial applications.
- Threaded ends to ANSI B1.20.1
- Integral seat.

**VALVES**

"New dimensions for 1/2 thru 4"



NO	Description	Material
1	Body	C37700
2	Disc	C37700
3	Cap	C37700
4	Brass Bar	C37700
5	Screw	C37700
6	Gasket	PTFE

**CAST BRASS SWING CHECK VALVES IPS SCREWED ENDS**

Part #	Size	L	H	L1	DN	Box	Case	
940-352	1/2	2.071	1.299	0.531	0.512	10	120	----
940-353	3/4	2.382	1.417	0.579	0.728	10	80	----
940-354	1	2.835	1.614	0.748	0.925	5	60	----
940-355	1-1/4	3.228	1.969	0.748	1.201	4	36	----
940-356	1-1/2	3.740	2.244	0.846	1.417	4	24	----
940-357	2	4.212	2.638	0.886	1.772	4	16	----
940-358	2-1/2	5.591	3.346	1.063	2.224	2	8	----
940-359	3	6.024	3.504	1.102	2.579	1	6	----
940-360	4	7.008	4.212	1.102	3.602	1	4	----

**BRASS CHECK VALVES**

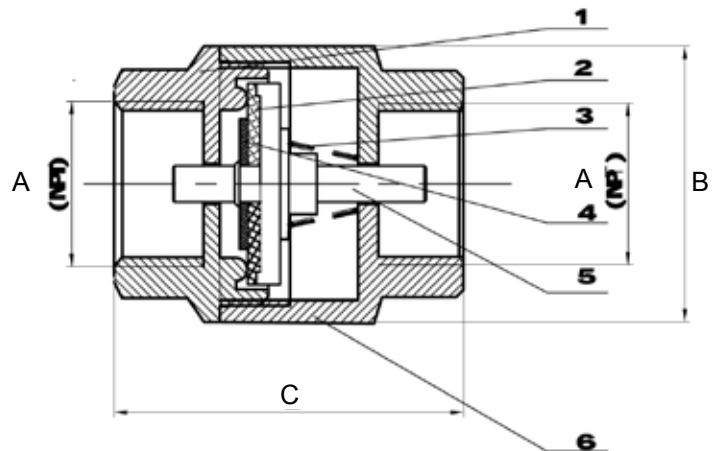

S.S. SPRING LOADED BRONZE POPPET  
 For positive sealing & self-cleaning.  
 Insures against leakage.

- Inline Lift Type - Resilient Discs - Spring Actuated - Threaded.
- Pressure rating: 200 WOG (water, oil, gas)  
 125 WSP (Saturated Steam)
- Spring in stainless steel AISI 304.
- Resilient washer hold/ disc in brass.
- Forged Brass Body for 1/2"-2"
- Corrosion resistant material.
- Can be used vertically or horizontally.
- Opens & Closes with flow of media.
- No cracking pressure.

**Temp Range**  
 -10°C - 110°C  
 -4°F - 248°F

**VALVES**

**"New dimensions for 1/2 thru 2"**



**Brass Check Valve (Inches)**

Part#	Size	Enters Pipe Size	A NPT	B	C	Box	Case	
944-428	1/4"	-	1/4"	1.26	2.28	24	192	----
944-429	3/8"	-	3/8"	1.50	2.28	21	168	----
944-430	1/2"	1-1/4"	1/2"	1.299	1.89	10	100	----
944-431	3/4"	1-1/4"	3/4"	1.594	2.126	10	100	----
944-432	1"	2"	1"	1.85	2.303	10	60	----
944-433	1-1/4"	2-1/2"	1-1/4"	2.205	2.52	10	40	----
944-434	1-1/2"	3"	1-1/2"	2.618	2.717	5	30	----
944-435	2"	3-1/2"	2"	3.091	3.071	2	20	----

*See more Check Valves on page 161*

NO	Part	Material
1	Cap	C37700
2	Gasket	PTFE
3	Spring	Stainless Steel
4	Positioning Seat	ABS
5	Screw	ABS
6	Body	C37700

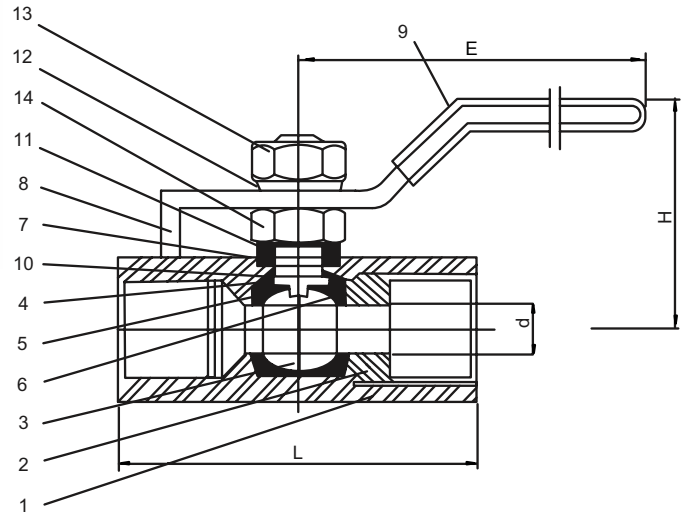
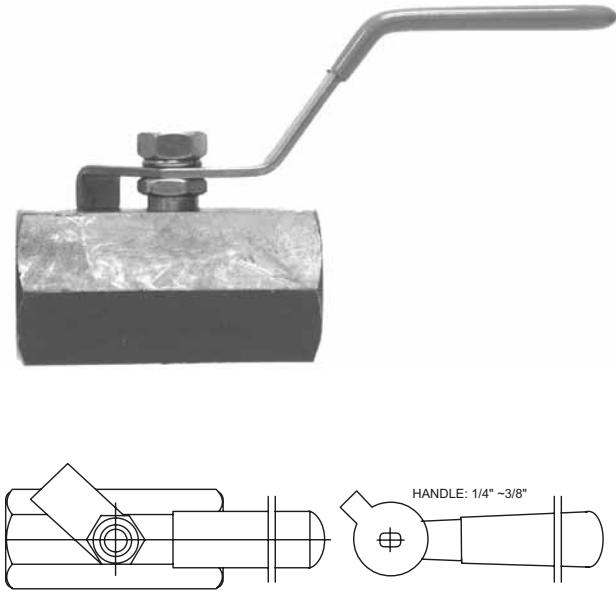
**STANDARD PORT CARBON STEEL BALL VALVE**

**VALVES**

- For chemical and industrial applications.
- Blow-out proof stem design.
- 100% air tested under water, at 100 psi, open and closed positions.

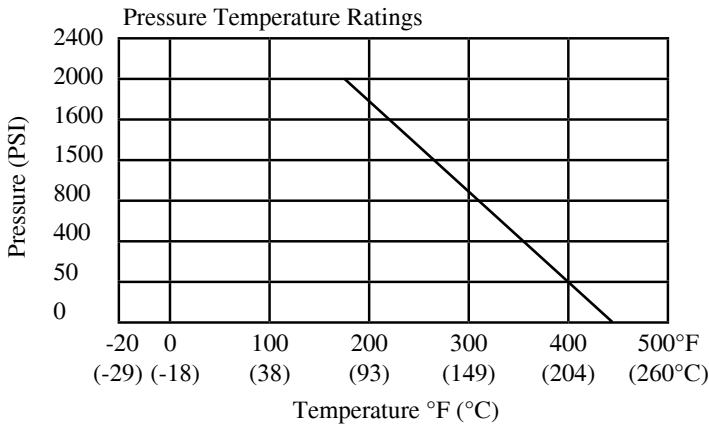
**SPECIFICATIONS**

- Working Pressure: 1/4" ~ 1" 2000 psi WOG,  
1-1/4" ~ 2" 1500 psi WOG,
- Temperature Range: -60<sup>o</sup> to 450<sup>o</sup>F
- End types: Threaded
- 1 piece ball valve reducing bore
- Reinforced PTFE seat



**2000 PSI STANDARD PORT**

Part #	Size	d	H	E	L	Box	Case	
949-121	1/4	.20	1.14	2.40	1.71	10	100	----
949-122	3/8	.28	1.38	3.55	1.87	10	100	----
949-123	1/2	.36	2.60	4.08	2.20	5	75	----
949-124	3/4	.49	2.72	4.21	2.58	5	60	----
949-125	1	.59	2.95	4.65	3.19	6	36	----
949-126	1-1/4	.78	3.07	5.83	3.62	4	20	----
949-127	1-1/2	1.02	3.39	5.83	3.78	3	15	----
949-128	2	1.26	3.86	5.90	4.49	3	12	----



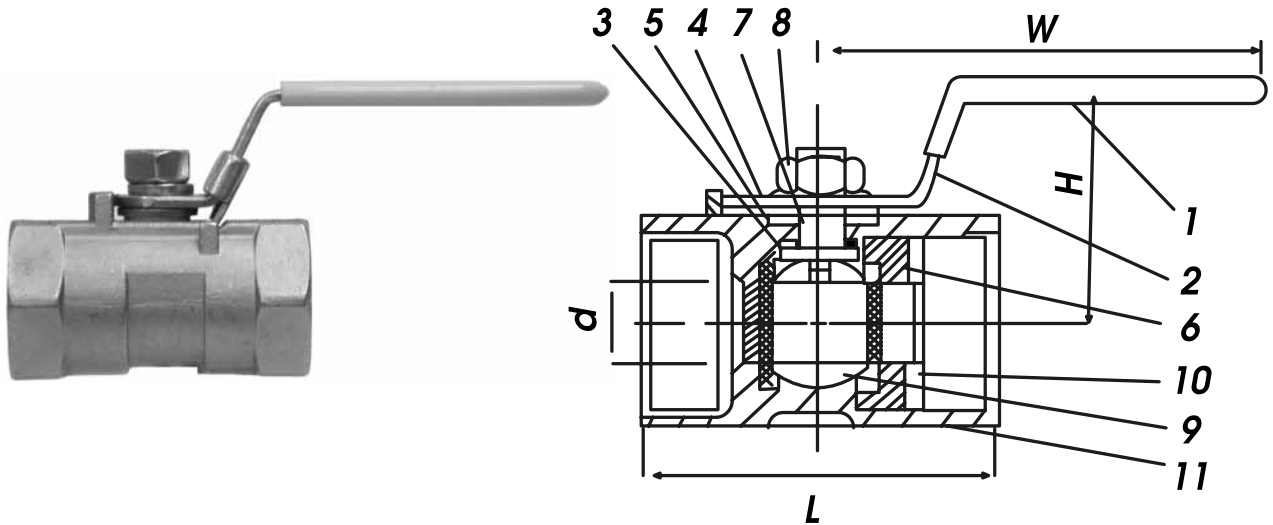
Item	Parts	Material
1	Body	ASTM A108 CL. 1018 or AISI 1021 C.S.
2	Unscrewed Seat Retainer	
3	Ball	SS304
4	Stem	SS316
5	Ball Seat	RPTFE
6	Cap Seal	PTFE
7	Packing	PTFE
8	Handle	SS304
9	Handle Sleeve	Vinyl Grip
10	Thrust Washer	PTFE
11	Gland	SS304
12	Washer	SS304
13	Handle Nut	SS304
14	Stem Nut	SS304

**ONE PIECE STANDARD PORT BALL VALVE**

316 Stainless Steel

**1000 PSI**

Yellow locking handle now standard



**VALVES**

Valves will accept a pad-lock on the handle.

dimensions (inches)

Part#	Size	D	L	H	W	
949-101	1/4"	.18	2.24	1.54	3.15	----
949-102	3/8"	.27	2.24	1.73	3.15	----
949-103	1/2"	.36	2.48	2.20	3.62	----
949-104	3/4"	.49	2.95	2.32	3.62	----
949-105	1"	.59	3.50	2.80	4.13	----
949-106	1-1/4"	.79	4.13	3.07	4.13	----
949-107	1-1/2"	.98	4.65	3.27	5.08	----
949-108	2"	1.26	5.35	3.94	5.08	----

Larger sizes available on special order basis

*Private Label handles available.  
See Page 162 for details*

Item	Parts	Material
1	Plastic Cover	Plastic
2	Handle	AISI 304 SS
3	Thrust Washer	PTFE
4	Packing Ring	AISI 304 SS
5	Stem Packing	PTFE
6	Seat	PTFE
7	Seat	AISI 316 SS
8	Stem Nut	AISI 304 SS
9	Ball	316SS ASTM-A351 CF8M
10	Cap	316SS ASTM-A351 CF8M
11	Body	316SS ASTM-A351 CF8M

SS = Stainless Steel



**1000 PSI 2 PC FULL PORT STAINLESS STEEL VALVE**

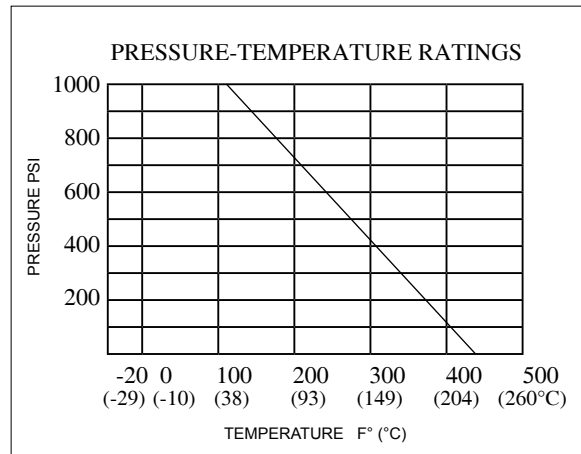
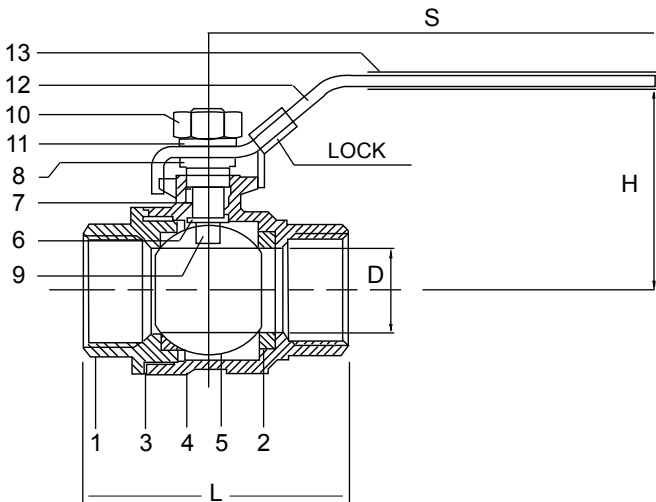
Materials: CFM8M (SS316), DIN 1.4408

Features:

- Investment Casting body
- Working pressure 1000 psi for W.O.G.
- Adjustable stem packing
- Pure teflon seals and seats
- Temperature range: -60 to 450°F
- Blow-out proof stem and safe pressure-reducing hole
- 100% leakage tested at 100 psi air under water
- Hydrostatic test pressure: 1500 psi
- Locking handle w/ yellow generic sleeve



**VALVES**



Valves will accept a pad-lock on the handle.

NO.	NAME	MATERIAL	QTY
1	CAP	316 SS	1
2	BALL SEAT	PTFE	2
3	JOINT GASKET	PTFE	1
4	BODY	316 SS	1
5	BALL	316 SS	1
6	THRUST WASHER	PTFE	1
7	STEM PACKING	PTFE	1
8	GLAND NUT	304 SS	1
9	STEM	316 SS	1
10	STEM NUT	304 SS	1
11	SPRING WASHER	304 SS	1
12	HANDLE	304 SS	1
13	PLASTIC SLEEVE	PVC	1

Part #	Size	D	L	H	S	Approx. Wt. Lbs.	
949-181	1/4"	0.46	1.84	1.89	4.06	0.44	----
949-182	3/8"	0.46	1.91	1.89	4.06	0.55	----
949-183	1/2"	0.59	2.28	1.89	4.06	0.66	----
949-184	3/4"	0.79	2.56	2.05	4.84	0.77	----
949-185	1"	0.98	3.03	2.45	4.84	1.43	----

The true measure of a man is how he treats someone who can do him absolutely no good.

- Samuel Johnson

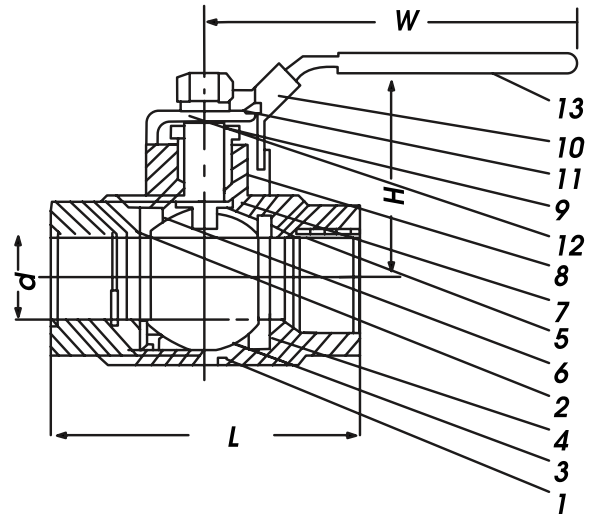


**TWO PIECE FULL PORT BALL VALVE**

316 Stainless Steel

**1000 PSI**

Yellow locking handle now standard!



**VALVES**

Valves will accept a pad-lock on the handle.

dimensions (inches)

Part#	Size	D	L	H	W	
949-161	1/4"	.46	2.24	1.93	4.13	----
949-162	3/8"	.50	2.24	1.93	4.13	----
949-163	1/2"	.59	2.48	2.01	4.13	----
949-164	3/4"	.78	2.95	2.28	5.12	----
949-165	1"	.98	3.50	2.76	5.71	----
949-166	1-1/4"	1.26	4.13	2.87	5.71	----
949-167	1-1/2"	1.50	4.65	3.29	7.48	----
949-168	2"	2	5.35	3.62	7.48	----

Larger sizes available on special order basis

Dimensions may change without notice. Please contact us if they are critical.

*Private Label handles available.  
See Page 162 for details*

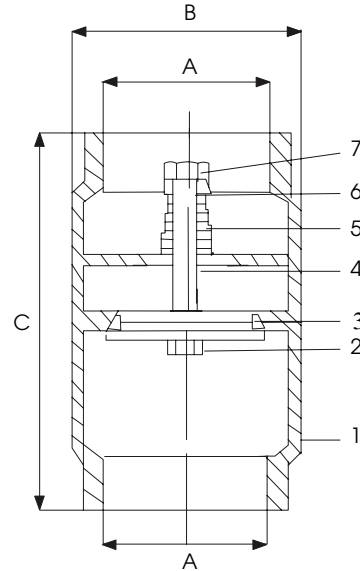

Item	Parts	Material
1	Body	316SS ASTM-A351 CF8M
2	Body Cap	316SS ASTM-A351 CF8M
3	Ball	316SS ASTM-A351 CF8M
4	Seat	Reinforced PTFE
5	Stem	AISI 316 SS
6	Seal	Reinforced PTFE
7	Thrust Washer	Reinforced PTFE
8	Packing	Reinforced PTFE
9	Gland Nut	AISI 304SS
10/11	Nut & Washer	AISI 304SS
12	Handle	AISI 304SS
13	Plastic Cover	Plastic

SS = Stainless Steel

**STAINLESS STEEL**  
Check Valve

- No Lead.
- Water wells need a check valve installed above the pumps between lengths of drop pipes.
- Opens & Closes with flow of media.
- No cracking pressure.
- Working pressure unavailable.

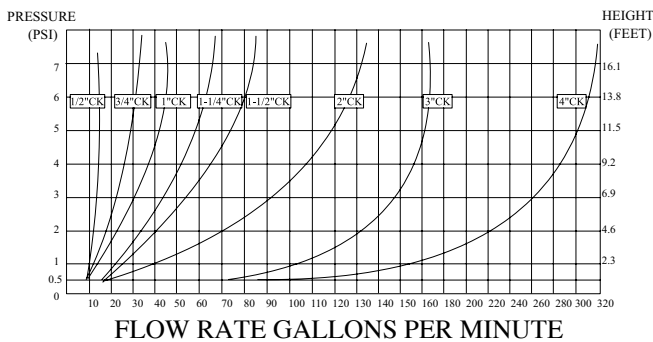
**VALVES**



**Dimensions (Inches)**

Part#	Size	A NPT	B	C	Box	Case	
949-430	1/2"	1/2"	1.26	2.43	10	100	----
949-431	3/4"	3/4"	1.50	2.72	10	80	----
949-432	1"	1"	1.77	3.23	10	60	----

More sizes available on a special order basis.



NO	Part	Material
1	Body	S.S 304
2	Stopper	S.S 304
3	O-Ring	Viton
4	Washer	PE
5	Spring	S.S 304
6	Cap	S.S 304
7	Nut	S.S 304

See more Check Valves on page 162

**WHITE PVC BALL VALVES**

- Quarter turn
- Solvent ends comply with ASTM D2466
- Designed for use in residential, commercial & industrial system as well as waste water, chemical, agricultural applications, marine, food processing, swimming pools.
- Corrosion resistant
- EPDM seal
- EPDM O-ring
- Fits both Sch. 40 & 80 pipe
- NSF approved
- Rated for 150 PSI at 73°F
- Threaded ends comply with ANSI B1.20.1

**MOLDED IN PLACE  
WHITE PIPE THREADS**



Part#	Size	Box	Case	
940-284	1/2	10	100	----
940-285	3/4	5	60	----
940-286	1	5	40	----
940-287	1-1/4	5	30	----
940-288	1-1/2	4	24	----
940-289	2	4	16	----
940-291	3	3	12	----
940-292	4	2	8	----

**WHITE SOCKET  
SLIP X SLIP**



Part #	Size	Box	Case	
940-294	1/2	10	100	----
940-295	3/4	5	60	----
940-296	1	5	40	----
940-297	1-1/4	5	30	----
940-298	1-1/2	4	24	----
940-299	2	4	16	----

*Grey also available in some sizes. Just change prefix to 941 instead of 940. Same Price.*

**PLASTIC DRUM FAUCETS**

- Pipe threads to ANSI B1.20.1
- Hose threads to ANSI B 1.20.7



The FLO-RITE faucet has been engineered to meet the demand for greater chemical resistance, using linear polyethylene for the stem.

**SPECIFICATION DATA**

- Body made of high-density polyethylene for greater strength and more positive thread engagement. Stem made of low density for more positive seal.
- Not affected by most acids, caustics or oils. Will eliminate chemical reaction and contamination of products in drums.
- Lightweight yet strong and rugged two-piece construction. Eliminates mechanical difficulty.

**“FLO-RITE” DRUM FAUCET**

Part #	Size	
46-277	3/4	----



The FLO-KING faucet made of virgin polyethylene easily handles viscous materials. The faucet shoulder and gasket - made of EPDM material - provide a leakproof seal.

**SPECIFICATION DATA**

- Constructed of highest quality virgin polyethylene.
- Molded of attractive metallic gold plastic.
- Not affected by most acids, caustics or petroleum products.

**“FLO-KING” DRUM FAUCET**

Part #	Size	
46-278	2	----

**CAUTION:** Never use this product in temperatures exceeding 140° F or with a heated container. Failure to follow these instructions can lead to a hazardous condition.

# BRASS NIPPLES

# BRASS NIPPLES

We hereby certify that to the best of our knowledge and belief the CDA 230 alloy Red Brass Pipe from which our nipples are produced meet the requirements of ASTM Specifications B43-91 and is free of mercury contamination. The chemical analysis is 85% copper, 15% Zinc and conforms to federal Specifications WVN-35LA.

Our brass nipples meet ASTM B687-88 and MS51846 for standard brass and copper nipples, and MS51872 for extra heavy brass nipples and extra heavy copper nipples.

Threads: Nipples are threaded with American Standard taper pipe threads (NPT) in accordance with screw-thread standard for Federal Services Handbook H-28.

## STANDARD RED BRASS 85% PIPE WITH THREADED ENDS SPECIFICATIONS:

Pipe Size in Inches	Dimension in Inches			Allowable Pressure POUNDS PER SQUARE INCH				
	O.D.	I.D.	Wall Thickness	Standard Size (Inches)	@ 100° F	@ 200° F	@ 300° F	@ 400° F
1/8"	.405	.281	.062	1/8"	370	370	320	140
1/4"	.540	.376	.082	1/4"	870	870	760	330
3/8"	.675	.495	.090	3/8"	890	890	780	340
1/2"	.840	.626	.107	1/2"	900	900	790	340
3/4"	1.050	.822	.114	3/4"	810	810	710	310
1"	1.315	1.063	.126	1"	630	630	560	240
1-1/4"	1.660	1.368	.146	1-1/4"	690	690	610	260
1-1/2"	1.900	1.600	.150	1-1/2"	630	630	560	240
2"	2.375	2.063	.156	2"	540	540	480	210
2-1/2"	2.875	2.501	.187	2-1/2"	450	450	390	170
3"	3.500	3.062	.219	3"	510	510	450	190
3-1/2"	4.000	3.500	.250	3-1/2"	570	570	500	220
4"	4.500	4.000	.250	4"	510	510	440	190
4-1/2"	5.000	4.500	.250	5"	410	410	360	160
5"	5.563	5.063	.250	6"	340	340	300	130
6"	6.625	6.125	.250					

## EXTRA HEAVY RED BRASS 85% PIPE WITH THREADED ENDS SPECIFICATIONS:

Pipe Size in Inches	Dimension in Inches			Allowable Pressure POUNDS PER SQUARE INCH				
	O.D.	I.D.	Wall Thickness	Standard Size (Inches)	@ 100° F	@ 200° F	@ 300° F	@ 400° F
1/8"	.405	.205	.100	1/8"	1960	1960	1960	1240
1/4"	.540	.294	.123	1/4"	2210	2210	2210	1340
3/8"	.675	.421	.127	3/8"	1840	1840	1840	1150
1/2"	.840	.542	.149	1/2"	1760	1760	1760	1100
3/4"	1.050	.736	.157	3/4"	1510	1510	1510	950
1"	1.315	.951	.182	1"	1340	1340	1340	850
1-1/4"	1.660	1.272	.194	1-1/4"	1160	1160	1160	730
1-1/2"	1.900	1.494	.203	1-1/2"	1090	1090	1090	680
2"	2.375	1.933	.221	2"	1000	1000	1000	630
3"	2.875	2.315	.280	2-1/2"	970	970	970	620
3-1/2"	3.500	2.892	.304	3"	910	910	910	570
4"	4.000	3.358	.321	3-1/2"	860	860	860	550
4-1/2"	4.500	3.818	.341	4"	840	840	840	530
5"	5.562	4.812	.375	5"	770	770	770	480
6"	6.625	5.751	.437	6"	800	800	800	500

NIPPLE WEIGHT CHART												
Diameter	Length of Close	Close	1-1/2"	2"	2-1/2"	3"	3-1/2"	4"	4-1/2"	5"	5-1/2"	6"
1/8"	3/4"	1.4	3.0	3.8	5.2	6.2	7.2	8.4	9.2	11.0	12.2	13.2
1/4"	7/8"	2.4	4.8	6.4	8.2	10.4	12.2	14.0	16.0	18.0	20.2	22.0
3/8"	1"	3.8	6.2	8.6	11.0	13.4	16.2	18.4	20.4	23.4	25.6	28.0
1/2"	1-1/8"	5.6	8.6	11.6	16.2	19.4	22.4	27.4	29.6	33.0	37.4	40.4
3/4"	1-3/8"	10.2	11.8	16.2	21.4	22.6	31.0	35.6	40.2	45.6	50.0	55.0
1"	1-1/2"	15.6		23.4	29.6	37.0	44.2	52.6	59.2	68.4	74.8	76.8
1-1/4"	1-5/8"	26.5		36.0	45.0	56.5	68.0	81.0	92.0	98.5	110.5	125.0
1-1/2"	1-3/4"	35.0		42.0	55.5	67.0	81.0	95.5	108.0	121.5	131.0	144.0
2"	2"	54.5			72.0	88.5	107.0	125.0	143.5	155.0	179.0	190.0
2-1/2"	2-1/2"	90.0				116.5	148.5	168.5	180.0	218.5	239.5	262.0
3"	2-5/8"	134.5				170.0	210.0	239.0	268.5	314.0	349.0	390.0
4"	2-7/8"	226.3				253.1	307.0	357.5	422.5	450.0	516.3	563.8

Approximate weight per 100 pieces.

Standard Brass Nipples.

For Extra Heavy Brass multiply above weight by 1.37

## FOR THREAD CHARTS PLEASE SEE PAGE 410

NIPPLES & FITTINGS

## BRASS NIPPLES

## BRASS NIPPLES

### 1/8" Diameter



Part #	Size	
40-001	Close ( 3/4" )	----
40-002	x 1-1/2"	----
40-003	x 2"	----
40-004	x 2-1/2"	----
40-005	x 3"	----
40-006	x 3-1/2"	----
40-007	x 4"	----
40-008	x 4-1/2"	----
40-009	x 5"	----
40-010	x 5-1/2"	----
40-011	x 6"	----
40-012	x 7"	----
40-013	x 8"	----
40-014	x 9"	----
40-015	x 10"	----
40-016	x 11"	----
40-017	x 12"	----

### 3/8" Diameter



Part #	Size	
40-040	Close ( 1" )	----
40-041	x 1-1/2"	----
40-042	x 2"	----
40-043	x 2-1/2"	----
40-044	x 3"	----
40-045	x 3-1/2"	----
40-046	x 4"	----
40-047	x 4-1/2"	----
40-048	x 5"	----
40-049	x 5-1/2"	----
40-050	x 6"	----
40-051	x 7"	----
40-052	x 8"	----
40-053	x 9"	----
40-054	x 10"	----
40-055	x 11"	----
40-056	x 12"	----

### 1/4" Diameter



Part #	Size	
40-020	Close ( 7/8" )	----
40-021	x 1-1/2"	----
40-022	x 2"	----
40-023	x 2-1/2"	----
40-024	x 3"	----
40-025	x 3-1/2"	----
40-026	x 4"	----
40-027	x 4-1/2"	----
40-028	x 5"	----
40-029	x 5-1/2"	----
40-030	x 6"	----
40-031	x 7"	----
40-032	x 8"	----
40-033	x 9"	----
40-034	x 10"	----
40-035	x 11"	----
40-036	x 12"	----

### 1/2" Diameter



Part #	Size	
40-060	Close ( 1-1/8" )	----
40-061	x 1-1/2"	----
40-062	x 2"	----
40-063	x 2-1/2"	----
40-064	x 3"	----
40-065	x 3-1/2"	----
40-066	x 4"	----
40-067	x 4-1/2"	----
40-068	x 5"	----
40-069	x 5-1/2"	----
40-070	x 6"	----
40-071	x 7"	----
40-072	x 8"	----
40-073	x 9"	----
40-074	x 10"	----
40-075	x 11"	----
40-076	x 12"	----

*Extra Heavy Schedule 80 Red Brass Nipples page 188  
Chrome Plated Brass Nipples Available upon request*

## BRASS NIPPLES

### 3/4" Diameter



Part #	Length	
40-080	Close (1- 3/8" )	----
40-081	x 1-1/2"	----
40-082	x 2"	----
40-083	x 2-1/2"	----
40-084	x 3"	----
40-085	x 3-1/2"	----
40-086	x 4"	----
40-087	x 4-1/2"	----
40-088	x 5"	----
40-089	x 5-1/2"	----
40-090	x 6"	----
40-091	x 7"	----
40-092	x 8"	----
40-093	x 9"	----
40-094	x 10"	----
40-095	x 11"	----
40-096	x 12"	----

### 1" Diameter



Part #	Length	
40-100 <sup>5</sup>	Close ( 1-1/2" )	----
40-101	x 2"	----
40-102	x 2-1/2"	----
40-103	x 3"	----
40-104	x 3-1/2"	----
40-105	x 4"	----
40-106	x 4-1/2"	----
40-107	x 5"	----
40-108	x 5-1/2"	----
40-109	x 6"	----
40-110	x 7"	----
40-111	x 8"	----
40-112	x 9"	----
40-113	x 10"	----
40-114	x 11"	----
40-115	x 12"	----

## BRASS NIPPLES

### 1-1/4" Diameter



Part #	Length	
40-120	Close ( 1-5/8" )	----
40-121	x 2"	----
40-122	x 2-1/2"	----
40-123	x 3"	----
40-124	x 3-1/2"	----
40-125	x 4"	----
40-126	x 4-1/2"	----
40-127	x 5"	----
40-128	x 5-1/2"	----
40-129	x 6"	----
40-130	x 7"	----
40-131	x 8"	----
40-132	x 9"	----
40-133	x 10"	----
40-134	x 11"	----
40-135	x 12"	----

### 1-1/2" Diameter



Part #	Length	
40-140	Close ( 1-3/4" )	----
40-141	x 2"	----
40-142	x 2-1/2"	----
40-143	x 3"	----
40-144	x 3-1/2"	----
40-145	x 4"	----
40-146	x 4-1/2"	----
40-147	x 5"	----
40-148	x 5-1/2"	----
40-149	x 6"	----
40-150	x 7"	----
40-151	x 8"	----
40-152	x 9"	----
40-153	x 10"	----
40-154	x 11"	----
40-155	x 12"	----

*Extra Heavy Schedule 80 Red Brass Nipples page 188  
Chrome Plated Brass Nipples Available upon request*

## BRASS NIPPLES

## BRASS NIPPLES

### 2" Diameter



Part #	Length	
40-160	Close ( 2" )	----
40-161	x 2-1/2"	----
40-162	x 3"	----
40-163	x 3-1/2"	----
40-164	x 4"	----
40-165	x 4-1/2"	----
40-166	x 5"	----
40-167	x 5-1/2"	----
40-168	x 6"	----
40-169	x 7"	----
40-170	x 8"	----
40-171	x 9"	----
40-172	x 10"	----
40-173	x 11"	----
40-174	x 12"	----

### 2-1/2" Diameter



Part #	Length	
40-180	Close ( 2-1/2" )	----
40-181	x 3"	----
40-182	x 3-1/2"	----
40-183	x 4"	----
40-184	x 4-1/2"	----
40-185	x 5"	----
40-186	x 5-1/2"	----
40-187	x 6"	----
40-188	x 7"	----
40-189	x 8"	----
40-190	x 9"	----
40-191	x 10"	----
40-192	x 11"	----
40-193	x 12"	----

### 3" Diameter



Part #	Length	
40-200	Close ( 2-5/8" )	----
40-201	x 3"	----
40-202	x 3-1/2"	----
40-203	x 4"	----
40-204	x 4-1/2"	----
40-205	x 5"	----
40-206	x 5-1/2"	----
40-207	x 6"	----
40-208	x 7"	----
40-209	x 8"	----
40-210	x 9"	----
40-211	x 10"	----
40-212	x 11"	----
40-213	x 12"	----

### 4" Diameter



Part #	Length	
40-220	Close ( 2-7/8" )	----
40-221	x 3"	----
40-222	x 3-1/2"	----
40-223	x 4"	----
40-224	x 4-1/2"	----
40-225	x 5"	----
40-226	x 5-1/2"	----
40-234	x 6"	----
40-229	x 8"	----
40-233	x 12"	----

*Extra Heavy Schedule 80 Red Brass Nipples page 188  
Chrome Plated Brass Nipples Available upon request*

Eighty percent of success is showing up.

**- Woody Allen**

# EXTRA HEAVY RED BRASS NIPPLES

# BRASS NIPPLES

## 1/8" Diameter



Part #	Length	
42-001	Close (3/4")	----
42-002	1-1/2"	----
42-003	2"	----
42-004	2-1/2"	----
42-005	3"	----
42-006	3-1/2"	----
42-007	4"	----
42-008	4-1/2"	----
42-009	5"	----
42-010	5-1/2"	----

## 1/4" Diameter



Part #	Length	
42-020	Close (7/8")	----
42-021	1-1/2"	----
42-022	2"	----
42-023	2-1/2"	----
42-024	3"	----
42-025	3-1/2"	----
42-026	4"	----
42-027	4-1/2"	----
42-028	5"	----
42-029	5-1/2"	----
42-030	6"	----

## 3/8" Diameter



Part #	Length	
42-040	Close (1")	----
42-041	1-1/2"	----
42-042	2"	----
42-043	2-1/2"	----
42-044	3"	----
42-045	3-1/2"	----
42-046	4"	----
42-047	4-1/2"	----
42-048	5"	----
42-049	5-1/2"	----
42-050	6"	----

## 1/2" Diameter



Part #	Length	
42-060	Close (1-1/8")	----
42-061	1-1/2"	----
42-062	2"	----
42-063	2-1/2"	----
42-064	3"	----
42-065	3-1/2"	----
42-066	4"	----
42-067	4-1/2"	----
42-068	5"	----
42-069	5-1/2"	----
42-070	6"	----

## 3/4" Diameter



Part #	Length	
42-080	Close (1-3/8")	----
42-082	2"	----
42-083	2-1/2"	----
42-084	3"	----
42-085	3-1/2"	----
42-086	4"	----
42-087	4-1/2"	----
42-088	5"	----
42-089	5-1/2"	----
42-090	6"	----

## 1" Diameter



Part #	Length	
42-100	Close (1-1/2")	----
42-101	2"	----
42-102	2-1/2"	----
42-103	3"	----
42-104	3-1/2"	----
42-105	4"	----
42-106	4-1/2"	----
42-107	5"	----
42-108	5-1/2"	----
42-109	6"	----



## BRASS NIPPLES

## EXTRA HEAVY RED BRASS NIPPLES

### 1-1/4" Diameter



Part #	Length	
42-120	Close (1-5/8")	----
42-121	2"	----
42-122	2-1/2"	----
42-123	3"	----
42-124	3-1/2"	----
42-125	4"	----
42-126	4-1/2"	----
42-127	5"	----
42-128	5-1/2"	----
42-129	6"	----

### 1-1/2" Diameter



Part #	Length	
42-140	Close (1-3/4")	----
42-141	2"	----
42-142	2-1/2"	----
42-143	3"	----
42-144	3-1/2"	----
42-145	4"	----
42-146	4-1/2"	----
42-147	5"	----
42-148	5-1/2"	----
42-149	6"	----

### 2" Diameter



Part #	Length	
42-160	Close (2")	----
42-161	2-1/2"	----
42-162	3"	----
42-163	3-1/2"	----
42-164	4"	----
42-165	4-1/2"	----
42-166	5"	----
42-167	5-1/2"	----
42-168	6"	----

### 2-1/2" Diameter



Part #	Length	
42-180	Close (2-1/2")	----
42-181	3"	----
42-182	3-1/2"	----
42-183	4"	----
42-184	4-1/2"	----
42-185	5"	----
42-186	5-1/2"	----
42-187	6"	----

### 3" Diameter



Part #	Length	
42-200	Close (2-5/8")	----
42-201	3"	----
42-202	3-1/2"	----
42-203	4"	----
42-204	4-1/2"	----
42-205	5"	----
42-206	5-1/2"	----
42-207	6"	----

### 4" Diameter



Part #	Length	
42-220	Close (2-3/4")	----
42-221	3"	----
42-222	3-1/2"	----
42-223	4"	----
42-224	4-1/2"	----
42-225	5"	----
42-226	5-1/2"	----
42-227	6"	----

Never judge a book by its movie.

- J. W. Eagan

**Class 125 (150) For steam, water, gas, oil and air service**

Standard specifications

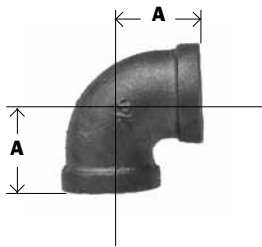
Materials - ASTM B62-82 (85,5,5,5) C83600

Dimensions - ANSI B 16.15

Threads - ANSI B2.1 or BA 21 and Fed. WW-P-460

Bronze threaded fittings are manufactured from smooth-cored castings, designed to provide full flow with minimum restriction. All threads are accurately machined and gauged to ensure a perfect fit with the pipe. All fittings are individually tested under water to ensure quality.


**90° ELBOWS**



X101

Part #	Size	A	Approx. Wt. Lbs.	
44-100	1/8"	0.55	0.08	----
44-101	1/4"	0.72	0.10	----
44-102	3/8"	0.83	0.17	----
44-103	1/2"	1.03	0.24	----
44-104	3/4"	1.19	0.35	----
44-105	1"	1.43	0.59	----
44-106	1-1/4"	1.71	0.96	----
44-107	1-1/2"	1.87	1.33	----
44-108	2"	2.14	2.34	----
44-109	2-1/2"	2.74	3.79	----
44-110	3"	3.10	5.21	----
44-112	4"	3.80	8.59	----

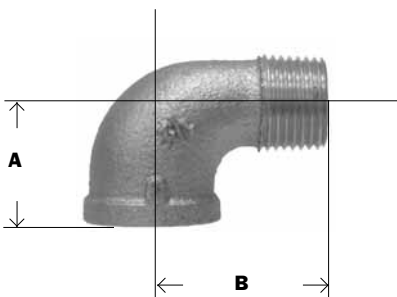
**90° REDUCING ELBOWS**



X101

Part #	Size	A	B	Approx. Wt. Lbs.	
44-120	1/4" x 1/8"	0.67	0.60	0.10	----
44-124	1/2" x 3/8"	0.93	0.90	0.22	----
44-127	3/4" x 1/2"	1.08	1.11	0.31	----
44-131	1" x 3/4"	1.30	1.31	0.56	----
44-134	1-1/4" x 1"	1.52	1.60	0.81	----
44-137	1-1/2" x 1"	1.56	1.72	1.02	----
44-140	2" x 1"	1.72	2.02	1.30	----
44-142	2" x 1-1/2"	1.89	2.07	1.65	----

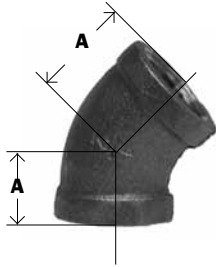
**90° STREET ELLS**



X103

Part #	Size	A	B	Approx. Wt. Lbs.	
44-160	1/8"	0.55	0.92	0.07	----
44-161	1/4"	0.72	1.11	0.11	----
44-162	3/8"	0.83	1.24	0.16	----
44-163	1/2"	1.03	1.51	0.21	----
44-164	3/4"	1.19	1.66	0.34	----
44-165	1"	1.43	1.98	0.65	----
44-166	1-1/4"	1.71	2.26	1.11	----
44-167	1-1/2"	1.87	2.46	1.16	----
44-168	2"	2.14	2.98	2.09	----
44-169	2-1/2"	2.74	3.92	3.79	----
44-170	3"	3.10	4.45	6.38	----


**45° ELBOWS**



X102

Part #	Size	A	Approx. Wt. Lbs.	
44-180	1/8"	0.43	0.05	----
44-181	1/4"	0.55	0.08	----
44-182	3/8"	0.63	0.12	----
44-183	1/2"	0.79	0.22	----
44-184	3/4"	0.91	0.34	----
44-185	1"	1.07	0.57	----
44-186	1-1/4"	1.23	0.90	----
44-187	1-1/2"	1.31	1.08	----
44-188	2"	1.47	1.54	----

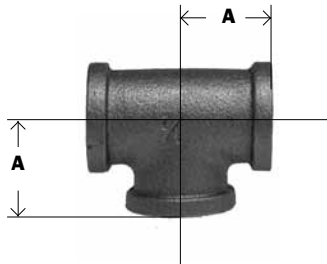
**45° STREET ELBOWS**



X103A

Part #	Size	A	B	Approx. Wt. Lbs.	
44-200	1/8"	0.26	0.43	0.06	----
44-201	1/4"	0.35	0.56	0.11	----
44-202	3/8"	0.37	0.63	0.13	----
44-203	1/2"	0.45	0.79	0.18	----
44-204	3/4"	0.52	0.91	0.28	----
44-205	1"	0.60	1.07	0.52	----
44-206	1-1/4"	0.67	1.23	0.77	----
44-207	1-1/2"	0.70	1.31	0.97	----
44-208	2"	0.76	1.47	2.04	----

**TEES**



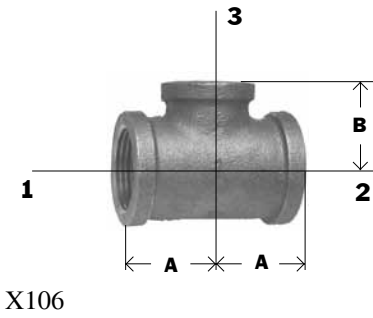
X106

Part #	Size	A	Approx. Wt. Lbs.	
44-250	1/8"	0.55	0.09	----
44-251	1/4"	0.72	0.16	----
44-252	3/8"	0.83	0.25	----
44-253	1/2"	1.03	0.31	----
44-254	3/4"	1.19	0.48	----
44-255	1"	1.43	0.84	----
44-256	1-1/4"	1.71	1.18	----
44-257	1-1/2"	1.87	1.69	----
44-258	2"	2.14	2.69	----
44-259	2-1/2"	2.74	4.70	----
44-260	3"	3.10	6.69	----

Tomorrow is often the busiest day of the week.

- Spanish Proverb

**REDUCING TEES**

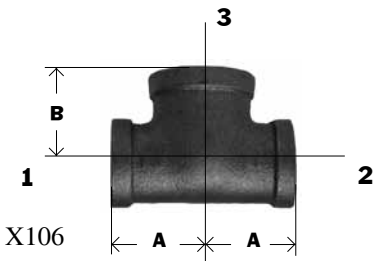


X106

**REDUCING ON THE BRANCH**

Part #	Size (1 & 2) x 3	A	B	Approx. Wt. Lbs.	
44-276	1/2" x 1/4"	0.87	0.87	0.28	----
44-279	1/2" x 3/8"	0.93	0.90	0.40	----
44-282	3/4" x 1/4"	1.05	1.08	0.38	----
44-283	3/4" x 3/8"	1.00	1.00	0.46	----
44-286	3/4" x 1/2"	1.08	1.11	0.40	----
44-291	1" x 1/2"	1.20	1.24	0.73	----
44-298	1" x 3/4"	1.30	1.31	0.71	----
44-301	1-1/4" x 1/2"	1.34	1.53	1.18	----
44-303	1-1/4" x 3/4"	1.30	1.31	1.08	----
44-306	1-1/4" x 1"	1.58	1.67	1.23	----

**BULLHEAD TEES**



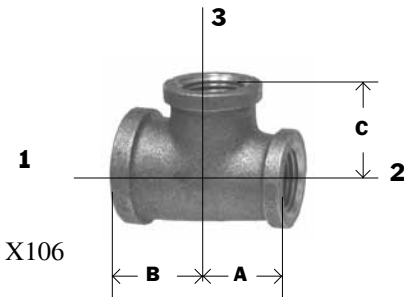
X106

**LARGER BRANCH**

Part #	Size 1x2x3	A	B	Approx. Wt. Lbs.	
44-280	1/2" x 1/2" x 3/4"	1.22	1.20	0.48	----

\* Many sizes available...just ask!

**REDUCING TEES**



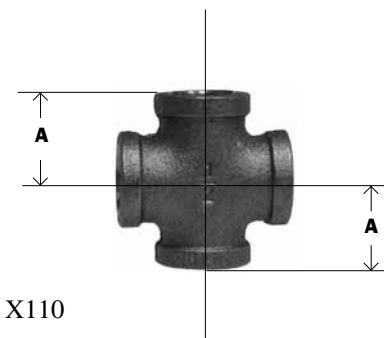
X106

**REDUCING ON THE RUN**

Part #	Size 1x2x3	A	B	C	Approx. Wt. Lbs.	
44-287	3/4" x 1/2" x 1/2"	1.12	1.20	1.22	0.37	----
44-296	1" x 3/4" x 3/4"	1.31	1.37	1.45	0.71	----

\* Many sizes available...just ask!

**CROSSES**



X110

Part #	Size	A	Approx. Wt. Lbs.	
44-391	1/4"	0.72	0.20	----
44-392	3/8"	0.83	0.29	----
44-393	1/2"	1.03	0.43	----
44-394	3/4"	1.19	0.59	----
44-395	1"	1.19	1.15	----
44-396	1-1/4"	1.71	1.70	----
44-397	1-1/2"	1.87	1.97	----
44-398	2"	2.14	2.52	----

I never apologize. I'm sorry, but that's just the way I am.

- Homer Simpson

**COUPLINGS**



X111

Part #	Size	A	Approx. Wt. Lbs.	
44-410	1/8"	0.80	0.06	----
44-411	1/4"	0.80	0.08	----
44-412	3/8"	1.05	0.14	----
44-413	1/2"	1.29	0.21	----
44-414	3/4"	1.43	0.29	----
44-415	1"	1.68	0.45	----
44-416	1-1/4"	1.86	0.80	----
44-417	1-1/2"	1.92	0.98	----
44-418	2"	2.20	1.56	----
44-420	3"	3.18	3.63	----

**REDUCING COUPLINGS**



X112

Part #	Size	A	Approx. Wt. Lbs.	
44-430	1/4" x 1/8"	0.88	0.08	----
44-431	3/8" x 1/8"	0.92	0.10	----
44-432	3/8" x 1/4"	0.92	0.12	----
44-433	1/2" x 1/8"	1.17	0.14	----
44-434	1/2" x 1/4"	1.17	0.17	----
44-435	1/2" x 3/8"	1.17	0.17	----
44-436	3/4" x 1/4"	1.35	0.24	----
44-437	3/4" x 3/8"	1.35	0.24	----
44-438	3/4" x 1/2"	1.35	0.27	----
44-440	1" x 3/8"	1.56	0.40	----
44-441	1" x 1/2"	1.56	0.36	----
44-442	1" x 3/4"	1.56	0.45	----
44-444	1-1/4" x 1/2"	1.77	0.60	----
44-445	1-1/4" x 3/4"	1.77	0.67	----
44-446	1-1/4" x 1"	1.77	0.65	----
44-447	1-1/2" x 1/2"	1.80	0.77	----
44-448	1-1/2" x 3/4"	1.80	0.70	----
44-449	1-1/2" x 1"	1.80	0.74	----
44-450	1-1/2" x 1-1/4"	1.80	0.83	----
44-458	2" x 1/2"	2.03	1.07	----
44-451	2" x 3/4"	2.03	1.25	----
44-452	2" x 1"	2.03	1.32	----
44-453	2" x 1-1/4"	2.03	1.37	----
44-454	2" x 1-1/2"	2.03	1.74	----
44-461	2-1/2" x 1-1/2"	3.15	1.94	----
44-462	2-1/2" x 2"	3.15	2.37	----
44-456	3" x 2"	3.69	2.40	----
44-463	3" x 2-1/2"	3.69	3.82	----

Time you enjoy wasting is not wasted.

- John Lennon

**CAPS**



X116

Part #	Size	A	Approx. Wt. Lbs.	
44-470	1/8"	0.53	0.03	----
44-471	1/4"	0.58	0.06	----
44-472	3/8"	0.66	0.09	----
44-473	1/2"	0.75	0.13	----
44-474	3/4"	0.87	0.20	----
44-475	1"	1.03	0.29	----
44-476	1-1/4"	1.10	0.47	----
44-477	1-1/2"	1.12	0.61	----
44-478	2"	1.35	1.10	----
44-480	3"	1.83	2.64	----

**UNIONS**



X187

Part #	Size	A	Approx. Wt. Lbs.	
44-600	1/8"	1.18	0.13	----
44-601	1/4"	1.26	0.22	----
44-602	3/8"	1.50	0.39	----
44-603	1/2"	1.57	0.47	----
44-604	3/4"	1.89	0.69	----
44-605	1"	2.13	1.01	----
44-606	1-1/4"	2.36	1.48	----
44-607	1-1/2"	2.68	1.92	----
44-608	2"	2.99	3.04	----
44-609	2-1/2"	3.35	4.80	----
44-610	3"	3.74	6.49	----

I hope that while so many people are out smelling the flowers, someone is taking the time to plant some.

**- Herbert Rappaport**

**HEX BUSHINGS**



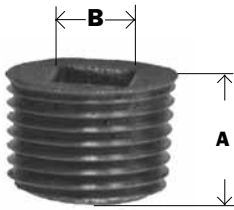
X114

Part #	Size	A	Hex	Approx. Wt. Lbs.	
44-500	1/4" x 1/8"	0.58	0.66	0.03	----
44-501	3/8" x 1/8"	0.64	0.72	0.06	----
44-502	3/8" x 1/4"	0.64	0.75	0.06	----
44-503	1/2" x 1/8"	0.75	0.92	0.11	----
44-504	1/2" x 1/4"	0.75	0.93	0.10	----
44-505	1/2" x 3/8"	0.75	0.92	0.09	----
44-506	3/4" x 1/8"	0.87	1.15	0.17	----
44-507	3/4" x 1/4"	0.85	1.14	0.17	----
44-508	3/4" x 3/8"	0.85	1.14	0.16	----
44-509	3/4" x 1/2"	0.85	1.15	0.14	----
44-510	1" x 1/4"	1.05	1.43	0.30	----
44-511	1" x 3/8"	1.05	1.50	0.26	----
44-512	1" x 1/2"	1.00	1.40	0.27	----
44-513	1" x 3/4"	1.00	1.43	0.22	----
44-514	1-1/4" x 1/4"	1.22	1.10	0.34	----
44-515	1-1/4" x 3/8"	1.19	1.84	0.29	----
44-516	1-1/4" x 1/2"	1.14	1.33	0.47	----
44-517	1-1/4" x 3/4"	1.08	1.75	0.46	----
44-518	1-1/4" x 1"	1.08	1.76	0.33	----
44-519	1-1/2" x 1/4"	1.09	2.12	0.29	----
44-520	1-1/2" x 3/8"	1.35	2.16	0.44	----
44-521	1-1/2" x 1/2"	1.20	2.10	0.51	----
44-522	1-1/2" x 3/4"	1.20	2.12	0.51	----
44-523	1-1/2" x 1"	1.14	2.08	0.61	----
44-524	1-1/2" x 1-1/4"	1.14	2.12	0.40	----
44-527	2" x 1/2"	1.27	1.32	1.10	----
44-528	2" x 3/4"	1.27	1.62	0.77	----
44-529	2" x 1"	1.29	1.95	0.88	----
44-530	2" x 1-1/4"	1.22	2.47	0.97	----
44-531	2" x 1-1/2"	1.22	2.50	0.77	----
44-532	2-1/2" x 1"	1.53	1.94	1.19	----
44-534	2-1/2" x 1-1/2"	1.50	2.38	1.15	----
44-535	2-1/2" x 2"	1.43	2.97	1.12	----
44-537	3" x 1-1/2"	1.61	2.68	2.44	----
44-538	3" x 2"	1.61	3.70	1.82	----
44-539	3" x 2-1/2"	1.53	3.70	2.11	----

A man is but the product of his thoughts; what he thinks, he becomes.

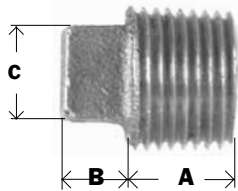
- Gandhi

**BRONZE COUNTERSUNK PLUGS**



Part #	Size	A	Socket Size	Approx. Wt. Lbs.	
44-633	1/2"	0.57	0.43	0.06	----
44-634	3/4"	0.58	0.47	0.11	----
44-635	1"	0.75	0.59	0.22	----
44-636	1-1/4"	0.74	0.72	0.33	----
44-637	1-1/2"	0.79	0.72	0.50	----
44-638	2"	0.80	0.85	0.88	----
44-639	2-1/2"	1.06	1.12	1.56	----

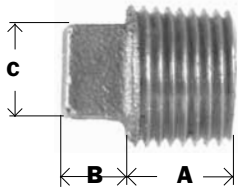
**CORED SQUARE HEAD PLUGS**



X117

Part #	Size	A	B	C	Approx. Wt. Lbs.	
44-650	1/8"	0.27	0.24	0.28	0.02	----
44-651	1/4"	0.41	0.28	0.37	0.04	----
44-652	3/8"	0.41	0.31	0.43	0.07	----
44-653	1/2"	0.54	0.38	0.56	0.11	----
44-654	3/4"	0.55	0.44	0.62	0.17	----
44-655	1"	0.69	0.50	0.81	0.25	----
44-656	1-1/4"	0.71	0.56	0.93	0.39	----
44-657	1-1/2"	0.73	0.62	1.12	0.51	----
44-658	2"	0.76	0.68	1.31	0.83	----
44-659	2-1/2"	1.07	0.74	1.50	1.26	----
44-660	3"	1.13	0.80	1.68	1.49	----
44-662	4"	1.22	0.92	2.25	3.20	----

**SOLID SQUARE HEAD PLUGS**



X117A

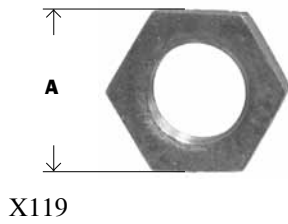
Part #	Size	A	B	C	Approx. Wt. Lbs.	
44-670	1/8"	0.27	0.24	0.28	0.04	----
44-671	1/4"	0.41	0.28	0.37	0.05	----
44-672	3/8"	0.41	0.31	0.43	0.08	----
44-673	1/2"	0.54	0.38	0.56	0.12	----
44-674	3/4"	0.55	0.44	0.62	0.18	----
44-675	1"	0.69	0.50	0.81	0.28	----
44-676	1-1/4"	0.71	0.56	0.93	0.40	----
44-677	1-1/2"	0.73	0.62	1.12	0.56	----
44-678	2"	0.76	0.68	1.31	0.90	----

The secret of life is honesty and fair dealing. If you can fake that, you've got it made.

- Groucho Marx




**HEX LOCKNUTS**




Part #	Size	A	Thickness	Approx. Wt. Lbs.	
44-700	1/8"	0.50	0.19	0.02	----
44-701	1/4"	0.66	0.25	0.03	----
44-702	3/8"	0.77	0.28	0.04	----
44-703	1/2"	0.97	0.31	0.10	----
44-704	3/4"	1.23	0.34	0.13	----
44-705	1"	1.50	0.38	0.20	----
44-706	1-1/4"	1.86	0.42	0.28	----
44-707	1-1/2"	2.12	0.47	0.52	----
44-708	2"	2.63	0.53	0.64	----

**HEX NIPPLES**



Part #	Size	A	Hex	Approx. Wt. Lbs.	
44-720	1/8"	1.25	0.50	0.05	----
44-721	1/4"	1.25	0.61	0.06	----
44-723	1/2"	1.65	1.03	0.18	----
44-724	3/4"	1.77	1.21	0.24	----
44-725	1"	2.06	1.46	0.36	----
44-726	1-1/4"	2.12	1.81	0.47	----
44-727	1-1/2"	2.25	2.07	0.76	----
44-728	2"	2.50	2.41	1.50	----
44-729	2-1/2"	2.80	3.10	2.10	----

**REDUCING NIPPLES**



Part #	Size	A	Hex	Approx. Wt. Lbs.	
44-740	1/4" x 1/8"	1.22	0.68	0.06	----
44-742	1/2" x 3/8"	1.49	0.97	0.20	----
44-743	3/4" x 1/2"	1.65	1.18	0.26	----
44-744	1" x 1/2"	1.87	1.41	0.32	----
44-745	1" x 3/4"	1.95	1.50	0.37	----
44-748	1-1/4" x 1"	2.48	1.75	0.69	----
44-750	1-1/2" x 1"	2.28	2.10	0.70	----
44-753	1-1/2" x 1-1/4"	2.47	1.96	1.10	----
44-760	2" x 1-1/2"	2.83	2.43	1.36	----

**Floor Flanges and Companion Flanges available upon request.**

# SCH 40 STAINLESS STEEL NIPPLES

# STAINLESS STEEL

Schedule 40 Welded  
NPT threaded both ends

Stainless steel pipe nipples are manufactured from stainless steel pipe that conforms to specification ASTM A312/SA312.

All stainless steel nipples conform to specification ASTM A733. Threads conform to the requirements of ANSI B1.20.1.



**1/8" Diameter**

Part # 304 S.S.	Length	Part # 316 S.S.
48-001	X Close (3/4")	49-001
48-002	x 1-1/2"	49-002
48-003	x 2"	49-003
48-004	x 2-1/2"	49-004
48-005	x 3"	49-005
48-006	x 3-1/2"	49-006
48-007	x 4"	49-007
48-008	x 4-1/2"	49-008
48-009	x 5"	49-009
48-010	x 5-1/2"	49-010
48-011	x 6"	49-011
48-015	x 10"	



**1/4" Diameter**

Part # 304 S.S.	Length	Part # 316 S.S.
48-020	X Close (7/8")	49-020
48-021	x 1-1/2"	49-021
48-022	x 2"	49-022
48-023	x 2-1/2"	49-023
48-024	x 3"	49-024
48-025	x 3-1/2"	49-025
48-026	x 4"	49-026
48-027	x 4-1/2"	49-027
48-028	x 5"	49-028
48-029	x 5-1/2"	49-029
48-030	x 6"	49-030
48-032	x 8"	
48-034	x 10"	
48-036	x 12"	



**3/8" Diameter**

Part # 304 S.S.	Length	Part # 316 S.S.
48-040	X Close (1")	49-040
48-041	x 1-1/2"	49-041
48-042	x 2"	49-042
48-043	x 2-1/2"	49-043
48-044	x 3"	49-044
48-045	x 3-1/2"	49-045
48-046	x 4"	49-046
48-047	x 4-1/2"	49-047
48-048	x 5"	49-048
48-049	x 5-1/2"	49-049
48-050	x 6"	49-050
48-052	x 8"	
48-054	x 10"	



**1/2" Diameter**

Part # 304 S.S.	Length	Part # 316 S.S.
48-060	X Close (1")	49-060
48-061	x 1-1/2"	49-061
48-062	x 2"	49-062
48-063	x 2-1/2"	49-063
48-064	x 3"	49-064
48-065	x 3-1/2"	49-065
48-066	x 4"	49-066
48-067	x 4-1/2"	49-067
48-068	x 5"	49-068
48-069	x 5-1/2"	49-069
48-070	x 6"	49-070
48-071	x 7"	
48-072	x 8"	
48-073	x 9"	
48-074	10"	
48-075	x 11"	
48-076	x 12"	

\* Stainless Steel Nipples available in SCH80 seamless beginning on page 201

NIPPLES & FITTINGS

# STAINLESS STEEL

# SCH 40 STAINLESS STEEL NIPPLES



**3/4" Diameter**

Part # 304 S.S.		Length	Part # 316 S.S.	
48-080	----	X Close (1-3/8")	49-080	----
48-081	----	x 1-1/2"	49-081	----
48-082	----	x 2"	49-082	----
48-083	----	x 2-1/2"	49-083	----
48-084	----	x 3"	49-084	----
48-085	----	x 3-1/2"	49-085	----
48-086	----	x 4"	49-086	----
48-087	----	x 4-1/2"	49-087	----
48-088	----	x 5"	49-088	----
48-089	----	x 5-1/2"	49-089	----
48-090	----	x 6"	49-090	----
48-091	----	x 7"		
48-092	----	x 8"		
48-094	----	x 10"	49-094	----
48-096	----	x 12"		



**1" Diameter**

Part # 304 S.S.		Length	Part # 316 S.S.	
48-100	----	X Close (1-1/2")	49-100	----
48-101	----	x 2"	49-101	----
48-102	----	x 2-1/2"	49-102	----
48-103	----	x 3"	49-103	----
48-104	----	x 3-1/2"	49-104	----
48-105	----	x 4"	49-105	----
48-106	----	x 4-1/2"	49-106	----
48-107	----	x 5"	49-107	----
48-108	----	x 5-1/2"	49-108	----
48-109	----	x 6"	49-109	----
48-110	----	x 7"		
48-111	----	x 8"		
48-113	----	x 10"		

\* Stainless Steel Nipples available in SCH80 seamless beginning on page 201



**1-1/4" Diameter**

Part # 304 S.S.		Length	Part # 316 S.S.	
48-120	----	X Close (1-5/8")	49-120	----
48-121	----	x 2"	49-121	----
48-122	----	x 2-1/2"	49-122	----
48-123	----	x 3"	49-123	----
48-124	----	x 3-1/2"	49-124	----
48-125	----	x 4"	49-125	----
48-126	----	x 4-1/2"	49-126	----
48-127	----	x 5"	49-127	----
48-128	----	x 5-1/2"	49-128	----
48-129	----	x 6"	49-129	----
48-131	----	x 8"		
48-135	----	x 12"		



**1-1/2" Diameter**

Part # 304 S.S.		Length	Part # 316 S.S.	
48-140	----	x 1-3/4"	49-140	----
48-141	----	x 2"	49-141	----
48-142	----	x 2-1/2"	49-142	----
48-143	----	x 3"	49-143	----
48-144	----	x 3-1/2"	49-144	----
48-145	----	x 4"	49-145	----
48-146	----	x 4-1/2"	49-146	----
48-147	----	x 5"	49-147	----
48-148	----	x 5-1/2"	49-148	----
48-149	----	x 6"	49-149	----
48-151	----	x 8"		
48-152	----	x 9"		

Other Stainless Steel Nipples Available

- Schedule 40 & 80 seamless

Laughter is the shortest distance between two people.

**- Victor Borge**

**NIPPLES & FITTINGS**

# SCH 40 STAINLESS STEEL NIPPLES

# STAINLESS STEEL



**2" Diameter**

Part # 304 S.S.		Length	Part # 316 S.S.	
48-160	----	X Close (2")	49-160	----
48-161	----	x 2-1/2"	49-161	----
48-162	----	x 3"	49-162	----
48-163	----	x 3-1/2"	49-163	----
48-164	----	x 4"	49-164	----
48-165	----	x 4-1/2"	49-165	----
48-166	----	x 5"	49-166	----
48-167	----	x 5-1/2"	49-167	----
48-168	----	x 6"	49-168	----
48-169	----	x 7"	49-169	----
48-170	----	x 8"		
48-171	----	x 9"		
48-172	----	x 10"		



**2-1/2" Diameter**

Part # 304 S.S.	List Price	Length	Part # 316 S.S.	
48-180	----	X Close (2-1/2")		
48-193	----	x 12"		
		x 5-1/2"	49-186	----



**3" Diameter**

Part # 304 S.S.		Length	Part # 316 S.S.	
48-200	----	X Close (2-5/8")		
48-201	----	x 3"		
48-203	----	x 4"	49-203	----
48-205	----	x 5"		
48-207	----	x 6"		
		x 7"	49-208	----
48-209	----	x 8"		
48-213	----	x 12"		



**4" Diameter**

Part # 304 S.S.	List Price	Length	Part # 316 S.S.	
48-220	----	X Close (2-7/8")		
		x 5"	49-225	----
48-227	----	x 6"		

\* Stainless Steel Nipples available in SCH80 seamless beginning on page 201

I can picture in my mind a world without war, a world without hate. And I can picture us attacking that world, because they'd never expect it.

- Jack Handey

**STAINLESS STEEL**

**SCH 80 SEAMLESS SS NIPPLES**



**1/8" Diameter**

Part # 304 S.S.		Length	Part # 316 S.S.	
51-001	----	X Close (3/4")	52-001	----
51-002	----	X 1-1/2"	52-002	----
51-003	----	X 2"	52-003	----
51-004	----	X 2-1/2"	52-004	----
51-005	----	X 3"	52-005	----
51-006	----	X 3-1/2"	52-006	----
51-007	----	X 4"	52-007	----
51-008	----	X 4-1/2"	52-008	----
51-009	----	X 5"	52-009	----
51-010	----	X 5-1/2"	52-010	----
51-011	----	X 6"	52-011	----

**1/4" Diameter**

Part # 304 S.S.		Length	Part # 316 S.S.	
51-020	----	X Close (7/8")	52-020	----
51-021	----	X 1-1/2"	52-021	----
51-022	----	X 2"	52-022	----
51-023	----	X 2-1/2"	52-023	----
51-024	----	X 3"	52-024	----
51-025	----	X 3-1/2"	52-025	----
51-026	----	X 4"	52-026	----
51-027	----	X 4-1/2"	52-027	----
51-028	----	X 5"	52-028	----
51-029	----	X 5-1/2"	52-029	----
51-030	----	X 6"	52-030	----

**3/8" Diameter**

Part # 304 S.S.		Length	Part # 316 S.S.	
51-040	----	X CLOSE (1")	52-040	----
51-041	----	X 1-1/2"	52-041	----
51-042	----	X 2"	52-042	----
51-043	----	X 2-1/2"	52-043	----
51-044	----	X 3"	52-044	----
51-045	----	X 3-1/2"	52-045	----
51-046	----	X 4"	52-046	----
51-047	----	X 4-1/2"	52-047	----
51-048	----	X 5"	52-048	----
51-049	----	X 5-1/2"	52-049	----
51-050	----	X 6"	52-050	----



**1/2" Diameter**

Part # 304 S.S.		Length	Part # 316 S.S.	
51-060	----	X Close (1-1/8)	52-060	----
51-061	----	X 1-1/2"	52-061	----
51-062	----	X 2"	52-062	----
51-063	----	X 2-1/2"	52-063	----
51-064	----	X 3"	52-064	----
51-065	----	X 3-1/2"	52-065	----
51-066	----	X 4"	52-066	----
51-067	----	X 4-1/2"	52-067	----
51-068	----	X 5"	52-068	----
51-069	----	X 5-1/2"	52-069	----
51-070	----	X 6"	52-070	----

**3/4" Diameter**

Part # 304 S.S.		Length	Part # 316 S.S.	
51-080	----	X Close (1-3/8")	52-080	----
51-081	----	X 1-1/2"	52-081	----
51-082	----	X 2"	52-082	----
51-083	----	X 2-1/2"	52-083	----
51-084	----	X 3"	52-084	----
51-085	----	X 3-1/2"	52-085	----
51-086	----	X 4"	52-086	----
51-087	----	X 4-1/2"	52-087	----
51-088	----	X 5"	52-088	----
51-089	----	X 5-1/2"	52-089	----
51-090	----	X 6"	52-090	----

**1" Diameter**

Part # 304 S.S.		Length	Part # 316 S.S.	
51-100	----	X Close (1-1/2")	52-100	----
51-101	----	X 2"	52-101	----
51-102	----	X 2-1/2"	52-102	----
51-103	----	X 3"	52-103	----
51-104	----	X 3-1/2"	52-104	----
51-105	----	X 4"	52-105	----
51-106	----	X 4-1/2"	52-106	----
51-107	----	X 5"	52-107	----
51-108	----	X 5-1/2"	52-108	----
51-109	----	X 6"	52-109	----

# SCH 80 SEAMLESS SS NIPPLES

# STAINLESS STEEL



**1-1/4" Diameter**

Part # 304 S.S.		Length	Part # 316 S.S.	
51-120	----	X Close (1-5/8")	52-120	----
51-121	----	X 2"	52-121	----
51-122	----	X 2-1/2"	52-122	----
51-123	----	X 3"	52-123	----
51-124	----	X 3-1/2"	52-124	----
51-125	----	X 4"	52-125	----
51-126	----	X 4-1/2"	52-126	----
51-127	----	X 5"	52-127	----
51-128	----	X 5-1/2"	52-128	----
51-129	----	X 6"	52-129	----

**1-1/2" Diameter**

Part # 304 S.S.		Length	Part # 316 S.S.	
51-140	----	X Close (1-3/4")	52-140	----
51-141	----	X 2"	52-141	----
51-142	----	X 2-1/2"	52-142	----
51-143	----	X 3"	52-143	----
51-144	----	X 3-1/2"	52-144	----
51-145	----	X 4"	52-145	----
51-146	----	X 4-1/2"	52-146	----
51-147	----	X 5"	52-147	----
51-148	----	X 5-1/2"	52-148	----
51-149	----	X 6"	52-150	----

**2" Diameter**

Part # 304 S.S.		Length	Part # 316 S.S.	
51-160	----	X Close (2")	52-160	----
51-161	----	X 2-1/2"	52-161	----
51-162	----	X 3"	52-162	----
51-163	----	X 3-1/2"	52-163	----
51-164	----	X 4"	52-164	----
51-165	----	X 4-1/2"	52-165	----
51-166	----	X 5"	52-166	----
51-167	----	X 5-1/2"	52-167	----
51-168	----	X 6"	52-168	----



**2-1/2" Diameter**

Part # 304 S.S.		Length	Part # 316 S.S.	
51-180	----	X Close (2-1/2")	52-180	----
51-181	----	X 3"	52-181	----
51-182	----	X 3-1/2"	52-182	----
51-183	----	X 4"	52-183	----
51-184	----	X 4-1/2"	52-184	----
51-185	----	X 5"	52-185	----
51-186	----	X 5-1/2"	52-186	----
51-187	----	X 6"	52-187	----

**3" Diameter**

Part # 304 S.S.		Length	Part # 316 S.S.	
51-200	----	X Close (2-5/8")	52-200	----
51-201	----	X 3"	52-201	----
51-202	----	X 3-1/2"	52-202	----
51-203	----	X 4"	52-203	----
51-204	----	X 4-1/2"	52-204	----
51-205	----	X 5"	52-205	----
51-206	----	X 5-1/2"	52-206	----
51-207	----	X 6"	52-207	----

**4" Diameter**

Part # 304 S.S.		Length	Part # 316 S.S.	
51-220	----	X Close (2-7/8")	52-220	----
51-223	----	X 4"	52-223	----
51-224	----	X 4-1/2"	52-224	----
51-225	----	X 5"	52-225	----
51-226	----	X 5-1/2"	52-226	----
51-227	----	X 6"	52-227	----

**NIPPLES & FITTINGS**

## STAINLESS STEEL

## 304 AND 316 150# STAINLESS STEEL FITTINGS

- Stainless Casting conform to ASTM A351
- NPT Threads conform to ASME B1.20.1

### 90° ELBOWS



Part # 304 S.S.		Size	Part # 316 S.S.	
62-100	----	1/8"	63-100	----
62-101	----	1/4"	63-101	----
62-102	----	3/8"	63-102	----
62-103	----	1/2"	63-103	----
62-104	----	3/4"	63-104	----
62-105	----	1"	63-105	----
62-106	----	1-1/4"	63-106	----
62-107	----	1-1/2"	63-107	----
62-108	----	2"	63-108	----
62-109	----	2-1/2"		
62-110	----	3"		
62-112	----	4"	63-112	----

### 90° STREET ELLS



Part # 304 S.S.		Size	Part # 316 S.S.	
62-160	----	1/8"	63-160	----
62-161	----	1/4"	63-161	----
62-162	----	3/8"	63-162	----
62-163	----	1/2"	63-163	----
62-164	----	3/4"	63-164	----
62-165	----	1"	63-165	----
62-166	----	1-1/4"	63-166	----
62-167	----	1-1/2"	63-167	----
62-168	----	2"	63-168	----

### 45° ELBOWS



Part # 304 S.S.	List Price	Size	Part # 316 S.S.	
62-180	----	1/8"	63-180	----
62-181	----	1/4"	63-181	----
62-182	----	3/8"	63-182	----
62-183	----	1/2"	63-183	----
62-184	----	3/4"	63-184	----
62-185	----	1"	63-185	----
62-186	----	1-1/4"	63-186	----
62-187	----	1-1/2"	63-187	----
62-188	----	2"	63-188	----

### TEES



Part # 304 S.S.		Size	Part # 316 S.S.	
62-250	----	1/8"	63-250	----
62-251	----	1/4"	63-251	----
62-252	----	3/8"	63-252	----
62-253	----	1/2"	63-253	----
62-254	----	3/4"	63-254	----
62-255	----	1"	63-255	----
62-256	----	1-1/4"	63-256	----
62-257	----	1-1/2"	63-257	----
62-258	----	2"	63-258	----
62-260	----	3"		

### CROSSES



Part # 304 S.S.		Size	Part # 316 S.S.	
		1/8"	63-390	----
62-391	----	1/4"	63-391	----
62-392	----	3/8"	63-392	----
62-393	----	1/2"	63-393	----
62-394	----	3/4"	63-394	----
62-395	----	1"	63-395	----
62-396	----	1-1/4"	63-396	----
62-397	----	1-1/2"	63-397	----
62-398	----	2"	63-398	----

### STAINLESS STEEL OD MACHINED COUPLINGS



Part # 304 S.S.	List Price	Size	Part # 316 S.S.	
62-410B	----	1/8"	63-410B	----
62-411B	----	1/4"	63-411B	----
62-412B	----	3/8"	63-412B	----
62-413B	----	1/2"	63-413B	----
62-414B	----	3/4"	63-414B	----
62-415B	----	1"	63-415B	----
62-416B	----	1-1/4"	63-416B	----
62-417B	----	1-1/2"	63-417B	----
62-418B	----	2"	63-418B	----

\* 3000 LB Forged Stainless Steel Fittings available

**COUPLINGS**



Part # 304 S.S.		Size	Part # 316 S.S.	
62-413	----	1/2"	63-413	----
62-414	----	3/4"	63-414	----
62-415	----	1"	63-415	----
62-416	----	1-1/4"	63-416	----
62-417	----	1-1/2"	63-417	----
62-418	----	2"	63-418	----
62-419	----	2-1/2"	63-419	----
62-420	----	3"	63-420	----
62-421	----	4"	63-421	----

**REDUCING COUPLINGS**



Part # 304 S.S.		Size	Part # 316 S.S.	
62-430	----	1/4" x 1/8"	63-430	----
62-431	----	3/8" x 1/8"		
62-432	----	3/8" x 1/4"	63-432	----
62-433	----	1/2" x 1/8"		
62-434	----	1/2" x 1/4"	63-434	----
62-435	----	1/2" x 3/8"	63-435	----
62-455	----	3/4" x 1/8"		
62-436	----	3/4" x 1/4"	63-436	----
62-437	----	3/4" x 3/8"	63-437	----
62-438	----	3/4" x 1/2"	63-438	----
62-440	----	1" x 3/8"		
62-441	----	1" x 1/2"	63-441	----
62-442	----	1" x 3/4"	63-442	----
62-445	----	1-1/4" x 3/4"	63-445	----
62-446	----	1-1/4" x 1"	63-446	----
62-447	----	1-1/2" x 1/2"	63-447	----
62-448	----	1-1/2" x 3/4"	63-448	----
62-449	----	1-1/2" x 1"	63-449	----
62-450	----	1-1/2" x 1-1/4"	63-450	----
62-452	----	2" x 1"	63-452	----
62-453	----	2" x 1-1/4"	63-453	----
62-454	----	2" x 1-1/2"	63-454	----

**CAPS**



Part # 304 S.S.		Size	Part # 316 S.S.	
62-470	----	1/8"	63-470	----
62-471	----	1/4"	63-471	----
62-472	----	3/8"	63-472	----
62-473	----	1/2"	63-473	----
62-474	----	3/4"	63-474	----
62-475	----	1"	63-475	----
62-476	----	1-1/4"	63-476	----
62-477	----	1-1/2"	63-477	----
62-478	----	2"	63-478	----
62-480	----	3"		

**HEX CAPS**



Part # 304 S.S.		Size	Part # 316 S.S.	
62-075	----	1/8"	63-075	----
62-076	----	1/4"	63-076	----
62-077	----	3/8"	63-077	----
62-078	----	1/2"	63-078	----
62-079	----	3/4"	63-079	----
62-080	----	1"	63-080	----
62-081	----	1-1/4"	63-081	----
62-082	----	1-1/2"	63-082	----
62-083	----	2"		----

\* 3000 LB Forged Stainless Steel Fittings available

**HEX SOCKET PLUGS**



Part # 316 S.S.	Size	
63-759	1/16"	----
63-760	1/8 "	----
63-761	1/4 "	----
63-762	3/8 "	----
63-763	1/2 "	----
63-764	3/4 "	----



**HEX BUSHINGS**



Part # 304 S.S.		Size	Part # 316 S.S.	
62-500	----	1/4" x 1/8"	63-500	----
		3/8" x 1/8"	63-501	----
62-502	----	3/8" x 1/4"	63-502	----
62-503	----	1/2" x 1/8"		
62-504	----	1/2" x 1/4"	63-504	----
62-505	----	1/2" x 3/8"	63-505	----
		3/4" x 1/4"	63-507	----
62-508	----	3/4" x 3/8"	63-508	----
62-509	----	3/4" x 1/2"	63-509	----
62-512	----	1" x 1/2"	63-512	----
62-513	----	1" x 3/4"	63-513	----
		1-1/4" x 1/2"	63-516	----
62-517	----	1-1/4" x 3/4"	63-517	----
62-518	----	1-1/4" x 1"	63-518	----
62-521	----	1-1/2" x 1/2"	63-521	----
62-522	----	1-1/2" x 3/4"	63-522	----
62-532	----	1-1/2" x 1"	63-523	----
62-524	----	1-1/2" x 1-1/4"	63-524	----
62-527	----	2" x 1/2"		
62-528	----	2" x 3/4"	63-528	----
62-529	----	2" x 1"	63-529	----
62-530	----	2" x 1-1/4"	63-530	----
62-531	----	2" x 1-1/2"	63-531	----
62-534	----	2-1/2" x 1-1/2"	63-534	----
62-535	----	2-1/2" x 2"	63-535	----
62-538	----	3" x 2"	63-538	----
62-539	----	3" x 2-1/2"		
62-543	----	4" x 3"		

**UNIONS**



Part # 304 S.S.		Size	Part # 316 S.S.	
62-600	----	1/8"	63-600	----
62-601	----	1/4"	63-601	----
62-602	----	3/8"	63-602	----
62-603	----	1/2"	63-603	----
62-604	----	3/4"	63-604	----
62-605	----	1"	63-605	----
62-606	----	1-1/4"	63-606	----
62-607	----	1-1/2"	63-607	----
62-608	----	2"	63-608	----
62-610	----	3"	63-610	----

**HEX HEAD PLUGS**



Part # 304 S.S.		Size	Part # 316 S.S.	
62-630	----	1/8"	63-630	----
62-631	----	1/4"	63-631	----
62-632	----	3/8"	63-632	----
62-633	----	1/2"	63-633	----
62-634	----	3/4"	63-634	----
62-635	----	1"	63-635	----
62-636	----	1-1/4"	63-636	----
62-637	----	1-1/2"	63-637	----
62-638	----	2"	63-638	----

**SOLID HEX HEAD PLUGS**



Part # 316 S.S.	Size	
63-660	1/8"	----
63-661	1/4"	----
63-662	3/8"	----
63-663	1/2"	----

**HEX NIPPLES**



Part # 304 S.S.		Size	Part # 316 S.S.	
62-720	----	1/8"	63-720	----
62-721	----	1/4"	63-721	----
62-722	----	3/8"	63-722	----
62-723	----	1/2"	63-723	----
62-724	----	3/4"	63-724	----
62-725	----	1"	63-725	----
62-726	----	1-1/4"	63-726	----
62-727	----	1-1/2"	63-727	----
62-728	----	2"	63-728	----

\* 3000 LB Forged Stainless Steel Fittings available

**SQUARE HEAD PLUGS**



Part # 304 S.S.	Size	Part # 316 S.S.
62-670	1/8"	63-670
62-671	1/4"	63-671
62-672	3/8"	63-672
62-653	1/2"	63-653
62-654	3/4"	63-654
62-655	1"	63-655
62-656	1-1/4"	63-656
62-657	1-1/2"	63-657
62-658	2"	63-658
62-660	3"	

**SOLID SQUARE HEAD PLUGS**



Part # 316 S.S.	Size
63-680	1/8"
63-681	1/4"
63-682	3/8"
63-683	1/2"
63-684	3/4"

**HEX LOCKNUTS**



Part # 304 S.S.	Size	Part # 316 S.S.
62-701	1/4"	63-701
62-702	3/8"	63-702
62-703	1/2"	63-703
62-704	3/4"	63-704
62-705	1"	63-705
62-706	1-1/4"	63-706
62-707	1-1/2"	63-707
62-708	2"	63-708

Can't find it here? Ask us for price & availability.

**STAINLESS STEEL HALF COUPLINGS**



Part # 304 S.S.	Size	Part # 316 S.S.
62-771	1/4"	63-771
62-772	3/8"	63-772
62-773	1/2"	63-773
62-774	3/4"	63-774
62-775	1"	63-775
62-776	1-1/4"	63-776
62-777	1-1/2"	63-777
62-778	2"	63-778

**HOSE NIPPLES**



Part # 304 S.S.	Hose I.D. x Male Pipe	Part # 316 S.S.
73-951	1/4"	973-951
73-952	3/8"	973-952
73-953	1/2"	973-953
73-954	3/4"	973-954
73-955	1"	973-955
73-956	1-1/4"	973-956
73-957	1-1/2"	973-957
73-958	2"	973-958
73-959	2-1/2"	973-959
73-960	3"	973-990
73-961	4"	973-991

**REDUCING HOSE NIPPLES - 304 S.S.**



Part # 304 S.S.	Hose I.D. x Male Pipe
73-970	1/4" x 1/8"
73-971	3/8" x 1/4"
73-972	1/2" x 3/8"
73-973	1/2" x 1/4"
73-974	3/4" x 1/2"
73-975	1" x 3/4"
73-976	1" x 1/2"
73-977	1-1/4" x 1"
73-979	1-1/2" x 1-1/4"
73-980	1-1/2" x 1"
73-981	2" x 1-1/2"
73-982	2" x 1-1/4"

\* 3000 LB Forged Stainless Steel Fittings available.  
See our website.

# Black and Galvanized Steel Nipples

## Product Specifications

Welded steel pipe nipples both galvanized and black in diameters ranging from 1/8" up to 4" in lengths from close to 12" and cut-pipe up to 120".

## Technical Specifications

**Standards:** Product complies with ASTM A-53, A-733 and ANSI B1.20.1 for threading, dimensions and pipe specifications.

**Pipe:** Complies with ASTM A-53 mill tested schedule 40 and 80 for both Welded & Seamless Meets ANSI B36.1. All pipe is hydrostatic tested.

**Galvanized:** Zinc coating applied by hot dipped. Galvanized complying with ASTM A-123.

**Black:** Protected against oxidation with varnish coating.

### Cutting Procedure:

All pipe is roller cut. A visual inspection of seams, excessive galvanizing, mid-welds, poor galvanizing, bends, roundness, under and over weight of the pipe is made at the time it is cut. This is done for every length of pipe. Pipe lengths are cut to a tolerance of + or - 1/16" of the actual length.

### Threading Procedure:

All pipe is chaser thread cut to American Standard Tapered Pipe Thread standards. This is 3/4" taper per foot. Pipe is visually inspected for roundness of threads and other visual faults as it is removed from the threading machine.

## Steel and Wrought Iron Welded

Nominal Size	Outside Diameter	Schedule 40 Standard			Schedule 80 Extra Heavy		
		Wall Thickness	Inside Diameter	Weight per Foot P.E.	Wall Thickness	Inside Diameter	Weight per Foot P.E.
1/8"	.405	.068	.269	.24	.095	.215	.31
1/4"	.540	.088	.364	.42	.119	.302	.54
3/8"	.675	.091	.493	.57	.126	.423	.74
1/2"	.840	.109	.622	.85	.147	.546	1.09
3/4"	1.050	.113	.824	1.13	.154	.742	1.47
1"	1.315	.133	1.049	1.68	.179	.957	2.17
1-1/4"	1.660	.140	1.380	2.27	.191	1.278	3.00
1-1/2"	1.900	.145	1.610	2.72	.200	1.500	3.63
2"	2.375	.154	2.067	3.65	.218	1.939	5.02
2-1/2"	2.875	.203	2.469	5.79	.276	2.323	7.66
3"	3.500	.216	3.068	7.58	.300	2.900	10.25
3-1/2"	4.000	.226	3.548	9.11	.318	3.364	12.51
4"	4.500	.237	4.026	10.79	.337	3.826	14.98
5"	5.563	.258	5.047	14.62	.375	4.813	20.78
6"	6.625	.280	6.065	18.97	.432	5.761	28.57

## Chemical Composition

Maximum%

C	0.25
Mn	0.95

## Tensile Requirements

	Kg/Mm2	PSI	MPA
Tensile Strength Min.	33.7	48000	331
Tensile Strength Min.	20.0	28500	196

## Pounds per 100 pcs. approximate

Diam	Length close/RC	1-1/2"	2"	2-1/2"	3"	3-1/2"	4"	4-1/2"	5"	5-1/2"	6"	7"	8"	9"	10"	11"	12"
1/8"	1.3	2.4	3.5	4.4	5.4	6.8	7.4	8.5	9.5	11.2	11.4	13.4	15.4	17.4	19.1	20.8	23.1
1/4"	2.4	4.3	6.1	8.3	9.0	11.8	13.5	16.1	16.8	19.1	19.9	24.7	28.7	32.0	35.1	38.1	41.4
3/8"	3.6	6.0	7.8	9.9	13.4	15.4	17.8	20.3	22.7	24.9	28.4	32.6	36.6	40.8	44.8	48.7	52.9
1/2"	6.1	8.7	12.7	15.9	19.3	24.2	26.0	31.6	34.5	39.2	43.1	50.0	58.0	66.1	74.5	82.3	89.0
3/4"	11.0	12.2	21.8	23.1	26.1	31.6	37.0	41.6	47.1	52.6	55.9	65.4	79.1	79.6	94.9	111.9	116.9
1"	15.3		22.0	28.4	37.0	44.2	52.1	59.4	66.6	76.5	79.7	94.8	111.6	124.5	136.3	153.6	175.0
1-1/4"	22.7		32.0	41.9	51.3	61.9	68.1	81.9	90.7	98.2	115.1	133.4	149.3	174.8	199.2	219.3	236.6
1-1/2"	29.9		37.9	46.8	80.6	72.6	85.8	99.1	112.7	120.3	134.5	162.1	184.9	208.5	219.4	247.5	277.8
2"	51.8			63.1	82.1	97.1	110.0	128.4	142.0	165.0	166.9	208.5	246.7	276.9	303.2	334.4	369.2
2-1/2"	82.6				109.0	133.5	156.2	172.9	209.9	232.8	253.4	318.9	337.3	408.1	457.6	514.2	554.4
3"	116.5				147.2	181.6	210.4	247.7	274.1	213.6	338.0	389.2	469.4	555.1	599.2	649.4	747.1
4"	172.7						265.3	326.2	344.4	405.7	451.7	547.3	632.2	721.8	832.7	927.1	1057.0
6"																	

Available Upon Request

**1/8" DIAMETER**



Part # Galv	Length	Part # Black
56-001	X Close (3/4")	57-001
56-002	x 1-1/2"	57-002
56-003	x 2"	57-003
56-004	x 2-1/2"	57-004
56-005	x 3"	57-005
56-006	x 3-1/2"	57-006
56-007	x 4"	57-007
56-008	x 4-1/2"	57-008
56-009	x 5"	57-009
56-010	x 5-1/2"	57-010
56-011	x 6"	57-011
56-012	x 7"	57-012
56-013	x 8"	57-013
56-014	x 9"	57-014
56-015	x 10"	57-015
56-016	x 11"	57-016
56-017	x 12"	57-017

**1/4" Diameter**



Part # Galv	Length	Part # Black
56-020	X Close (7/8")	57-020
56-021	x 1-1/2"	57-021
56-022	x 2"	57-022
56-023	x 2-1/2"	57-023
56-024	x 3"	57-024
56-025	x 3-1/2"	57-025
56-026	x 4"	57-026
56-027	x 4-1/2"	57-027
56-028	x 5"	57-028
56-029	x 5-1/2"	57-029
56-030	x 6"	57-030
56-031	x 7"	57-031
56-032	x 8"	57-032
56-033	x 9"	57-033
56-034	x 10"	57-034
56-035	x 11"	57-035
56-036	x 12"	57-036
56-038	x 18"	
56-037	x 24"	

*More sizes available*

**3/8" DIAMETER**



Part # Galv	Length	Part # Black
56-040	X Close (1")	57-040
56-041	x 1-1/2"	57-041
56-042	x 2"	57-042
56-043	x 2-1/2"	57-043
56-044	x 3"	57-044
56-045	x 3-1/2"	57-045
56-046	x 4"	57-046
56-047	x 4-1/2"	57-047
56-048	x 5"	57-048
56-049	x 5-1/2"	57-049
56-050	x 6"	57-050
56-051	x 7"	57-051
56-052	x 8"	57-052
56-053	x 9"	57-053
56-054	x 10"	57-054
56-055	x 11"	57-055
56-056	x 12"	57-056
56-430	x 18"	57-430
56-431	x 24"	57-431
56-432	x 30"	57-432
56-433	x 36"	57-433
56-234	x 42"	57-234
56-235	x 48"	57-235
56-236	x 60"	57-236
56-237	x 72"	57-237

Black Steel Nipples available in Schedule 40 Seamless beginning on page 213.

Black Steel Nipples available in Schedule 80 beginning on page 226.

Other Steel Nipples available upon request:

- Toe Nipples
- L&R Nipples
- Di-electric Nipples
- Nipple Assortments
- Nipples cut to any lengths

**STEEL NIPPLES****BLACK AND GALVANIZED SCHEDULE 40****1/2" DIAMETER**

Part # Galv		Length	Part # Black	
56-060	----	X Close (1-1/8")	57-060	----
56-061	----	x 1-1/2"	57-061	----
56-062	----	x 2"	57-062	----
56-063	----	x 2-1/2"	57-063	----
56-064	----	x 3"	57-064	----
56-065	----	x 3-1/2"	57-065	----
56-066	----	x 4"	57-066	----
56-067	----	x 4-1/2"	57-067	----
56-068	----	x 5"	57-068	----
56-069	----	x 5-1/2"	57-069	----
56-070	----	x 6"	57-070	----
56-071	----	x 7"	57-071	----
56-072	----	x 8"	57-072	----
56-073	----	x 9"	57-073	----
56-074	----	x 10"	57-074	----
56-075	----	x 11"	57-075	----
56-076	----	x 12"	57-076	----
56-240	----	x 18"	57-240	----
56-241	----	x 24"	57-241	----
56-242	----	x 30"	57-242	----
56-243	----	x 36"	57-243	----
56-244	----	x 42"	57-244	----
56-245	----	x 48"	57-245	----
56-246	----	x 60"	57-246	----
56-247	----	x 72"	57-247	----

**3/4" DIAMETER**

Part # Galv		Length	Part # Black	
56-080 <sup>3</sup>	----	X Close (1-3/8")	57-080	----
56-081	----	x 1-1/2"	57-081	----
56-082	----	x 2"	57-082	----
56-083	----	x 2-1/2"	57-083	----
56-084	----	x 3"	57-084	----
56-085	----	x 3-1/2"	57-085	----
56-086	----	x 4"	57-086	----
56-087	----	x 4-1/2"	57-087	----
56-088	----	x 5"	57-088	----
56-089	----	x 5-1/2"	57-089	----
56-090	----	x 6"	57-090	----
56-091	----	x 7"	57-091	----
56-092	----	x 8"	57-092	----
56-093	----	x 9"	57-093	----
56-094	----	x 10"	57-094	----
56-095	----	x 11"	57-095	----
56-096	----	x 12"	57-096	----
56-250	----	x 18"	57-250	----
56-251	----	x 24"	57-251	----
56-252	----	x 30"	57-252	----
56-253	----	x 36"	57-253	----
56-254	----	x 42"	57-254	----
56-255	----	x 48"	57-255	----
56-256	----	x 60"	57-256	----
56-257	----	x 72"	57-257	----

If you have built castles in the air, your work need not be lost; that is where they should be. Now put foundations under them.

- Henry David Thoreau

**1" DIAMETER**



Part # Galv		Length	Part # Black	
56-100	----	X Close (1-1/2")	57-100	----
56-101	----	x 2"	57-101	----
56-102	----	x 2-1/2"	57-102	----
56-103	----	x 3"	57-103	----
56-104	----	x 3-1/2"	57-104	----
56-105	----	x 4"	57-105	----
56-106	----	x 4-1/2"	57-106	----
56-107	----	x 5"	57-107	----
56-108	----	x 5-1/2"	57-108	----
56-109	----	x 6"	57-109	----
56-110	----	x 7"	57-110	----
56-111	----	x 8"	57-111	----
56-112	----	x 9"	57-112	----
56-113	----	x 10"	57-113	----
56-114	----	x 11"	57-114	----
56-115	----	x 12"	57-115	----
56-260	----	x 18"	57-260	----
56-261	----	x 24"	57-261	----
56-262	----	x 30"	57-262	----
56-263	----	x 36"	57-263	----
56-264	----	x 42"	57-264	----
56-265	----	x 48"	57-265	----
56-266	----	x 60"	57-266	----
56-267	----	x 72"	57-267	----

**1-1/4" DIAMETER**



Part # Galv		Length	Part # Black	
56-120	----	X Close (1-5/8")	57-120	----
56-121	----	x 2"	57-121	----
56-122	----	x 2-1/2"	57-122	----
56-123	----	x 3"	57-123	----
56-124	----	x 3-1/2"	57-124	----
56-125	----	x 4"	57-125	----
56-126	----	x 4-1/2"	57-126	----
56-127	----	x 5"	57-127	----
56-128	----	x 5-1/2"	57-128	----
56-129	----	x 6"	57-129	----
56-130	----	x 7"	57-130	----
56-131	----	x 8"	57-131	----
56-132	----	x 9"	57-132	----
56-133	----	x 10"	57-133	----
56-134	----	x 11"	57-134	----
56-135	----	x 12"	57-135	----
56-270	----	x 18"	57-270	----
56-271	----	x 24"	57-271	----
56-272	----	x 30"	57-272	----
56-273	----	x 36"	57-273	----
56-274	----	x 42"	57-274	----
56-275	----	x 48"	57-275	----
56-276	----	x 60"	57-276	----
56-277	----	x 72"	57-277	----

**NIPPLES & FITTINGS**

**Golf Quotes - Part One...**

These greens are so fast I have to hold my putter over the ball and hit it with the shadow.

**- Sam Snead**

I was three over. One over a house, one over a patio, and one over a swimming pool.

**- George Brett**

Actually, the only time I ever took out a one-iron was to kill a tarantula. And I took a 7 to do that.

**- Jim Murray**

**STEEL NIPPLES****BLACK AND GALVANIZED SCHEDULE 40****1-1/2" DIAMETER**

Part # Galv		Length	Part # Black	
56-140	----	X Close (1-3/4")	57-140	----
56-141	----	x 2"	57-141	----
56-142	----	x 2-1/2"	57-142	----
56-143	----	x 3"	57-143	----
56-144	----	x 3-1/2"	57-144	----
56-145	----	x 4"	57-145	----
56-146	----	x 4-1/2"	57-146	----
56-147	----	x 5"	57-147	----
56-148	----	x 5-1/2"	57-148	----
56-149	----	x 6"	57-149	----
56-150	----	x 7"	57-150	----
56-151	----	x 8"	57-151	----
56-152	----	x 9"	57-152	----
56-153	----	x 10"	57-153	----
56-154	----	x 11"	57-154	----
56-155	----	x 12"	57-155	----
56-280	----	x 18"	57-280	----
56-281	----	x 24"	57-281	----
56-282	----	x 30"	57-282	----
56-283	----	x 36"	57-283	----
56-284	----	x 42"	57-284	----
56-285	----	x 48"	57-285	----
56-286	----	x 60"	57-286	----
56-287	----	x 72"	57-287	----

**2" DIAMETER**

Part # Galv		Length	Part # Black	
56-160	----	X Close (2")	57-160	----
56-161	----	x 2-1/2"	57-161	----
56-162	----	x 3"	57-162	----
56-163	----	x 3-1/2"	57-163	----
56-164	----	x 4"	57-164	----
56-165	----	x 4-1/2"	57-165	----
56-166	----	x 5"	57-166	----
56-167	----	x 5-1/2"	57-167	----
56-168	----	x 6"	57-168	----
56-169	----	x 7"	57-169	----
56-170	----	x 8"	57-170	----
56-171	----	x 9"	57-171	----
56-172	----	x 10"	57-172	----
56-173	----	x 11"	57-173	----
56-174	----	x 12"	57-174	----
56-290	----	x 18"	57-290	----
56-291	----	x 24"	57-291	----
56-292	----	x 30"	57-292	----
56-293	----	x 36"	57-293	----
56-294	----	x 42"	57-294	----
56-295	----	x 48"	57-295	----
56-296	----	x 60"	57-296	----
56-297	----	x 72"	57-297	----

**Golf Quotes - Part Two...**

The only sure rule in golf is - he who has the fastest cart never has to play the bad lie.

- Mickey Mantle

Sex and golf are the two things you can enjoy even if you're not good at them.

- Kevin Costner

I don't fear death, but I sure don't like those three-footers for par.

- Chi Chi Rodriguez

**2-1/2" DIAMETER**



Part # Galv		Length	Part # Black	
56-180	----	X Close (2-1/2")	57-180	----
56-181	----	x 3"	57-181	----
56-182	----	x 3-1/2"	57-182	----
56-183	----	x 4"	57-183 <sup>3</sup>	----
56-184	----	x 4-1/2"	57-184	----
56-185	----	x 5"	57-185	----
56-186	----	x 5-1/2"	57-186	----
56-187	----	x 6"	57-187	----
56-188	----	x 7"	57-188	----
56-189	----	x 8"	57-189	----
56-190	----	x 9"	57-190	----
56-191	----	x 10"	57-191	----
56-192	----	x 11"	57-192	----
56-193	----	x 12"	57-193	----



**4" DIAMETER**

Part # Galv		Length	Part # Black	
56-220	----	X Close (2-7/8")	57-220	----
56-223	----	x 4"	57-223	----
56-224	----	x 4-1/2"	57-224	----
56-225	----	x 5"	57-225	----
56-226	----	x 5-1/2"	57-226	----
56-227	----	x 6"	57-227	----
56-330	----	x 7"	57-330	----
56-229	----	x 8"	57-229	----
56-331	----	x 9"	57-331	----
56-332	----	x 10"	57-332	----
56-228	----	x 12"		

**3" DIAMETER**



Part # Galv		Length	Part # Black	
56-200	----	X Close (2-5/8")	57-200	----
56-201	----	x 3"	57-201	----
56-202	----	x 3-1/2"	57-202	----
56-203	----	x 4"	57-203	----
56-204	----	x 4-1/2"	57-204	----
56-205	----	x 5"	57-205	----
56-206	----	x 5-1/2"	57-206	----
56-207	----	x 6"	57-207	----
56-208	----	x 7"	57-208	----
56-209	----	x 8"	57-209	----
56-210	----	x 9"	57-210	----
56-211	----	x 10"	57-211	----
56-212	----	x 11"	57-212	----
56-213	----	x 12"	57-213	----
		x 24"	57-311	----



**6" DIAMETER**

Part # Galv		6" Dia.	Part # Black	
56-300	----	Close (3-1/8")	57-300	----

TOE - Threaded one end.

Nipples - ask for our price list!

What shapes our lives are the questions we ask,  
refuse to ask, or never think to ask.

- Sam Keen



# STEEL NIPPLES

# BLACK SCHEDULE 40 SEAMLESS

## SCHEDULE 40 SEAMLESS NIPPLES 1/8" DIAMETER



Part #	Length	List Price
71-001	X Close (3/4")	----
71-002	x 1-1/2"	----
71-003	x 2"	----
71-004	x 2-1/2"	----
71-005	x 3"	----
71-006	x 3-1/2"	----
71-007	x 4"	----
71-008	x 4-1/2"	----
71-009	x 5"	----
71-010	x 5-1/2"	----
71-011	x 6"	----

## SCHEDULE 40 SEAMLESS NIPPLES 1/4" DIAMETER



Part #	Length	List Price
71-020	X Close (7/8")	----
71-021	x 1-1/2"	----
71-022	x 2"	----
71-023	x 2-1/2"	----
71-024	x 3"	----
71-025	x 3-1/2"	----
71-026	x 4"	----
71-027	x 4-1/2"	----
71-028	x 5"	----
71-029	x 5-1/2"	----

## SCHEDULE 40 SEAMLESS NIPPLES 3/8" DIAMETER



Part #	Length	List Price
71-040	X Close (1")	----
71-041	x 1-1/2"	----
71-042	x 2"	----
71-043	x 2-1/2"	----
71-044	x 3"	----
71-045	x 3-1/2"	----
71-046	x 4"	----
71-047	x 4-1/2"	----
71-048	x 5"	----
71-049	x 5-1/2"	----
71-050	x 6"	----

## SCHEDULE 40 SEAMLESS NIPPLES 1/2" DIAMETER



Part #	Length	List Price
71-060	X Close (1-1/8")	----
71-061	x 1-1/2"	----
71-062	x 2"	----
71-063	x 2-1/2"	----
71-064	x 3"	----
71-065	x 3-1/2"	----
71-066	x 4"	----
71-067	x 4-1/2"	----
71-068	x 5"	----
71-069	x 5-1/2"	----
71-070	x 6"	----

## SCHEDULE 40 SEAMLESS NIPPLES 3/4" DIAMETER



Part #	Length	List Price
71-080	X Close (1-3/8")	----
71-081	x 1-1/2"	----
71-082	x 2"	----
71-083	x 2-1/2"	----
71-084	x 3"	----
71-085	x 3-1/2"	----
71-086	x 4"	----
71-087	x 4-1/2"	----
71-088	x 5"	----
71-089	x 5-1/2"	----
71-090	x 6"	----

## SCHEDULE 40 SEAMLESS NIPPLES 1" DIAMETER



Part #	Length	List Price
71-100	X Close (1-1/2")	----
71-101	x 2"	----
71-102	x 2-1/2"	----
71-103	x 3"	----
71-104	x 3-1/2"	----
71-105	x 4"	----
71-106	x 4-1/2"	----
71-107	x 5"	----
71-108	x 5-1/2"	----
71-109	x 6"	----

NIPPLES & FITTINGS

**SCHEDULE 40 SEAMLESS NIPPLES  
1-1/4" DIAMETER**



Part #	Length	List Price
71-120	X Close (1-5/8")	----
71-121	x 2"	----
71-122	x 2-1/2"	----
71-123	x 3"	----
71-124	x 3-1/2"	----
71-125	x 4"	----
71-126	x 4-1/2"	----
71-127	x 5"	----
71-128	x 5-1/2"	----
71-129	x 6"	----

**SCHEDULE 40 SEAMLESS NIPPLES  
1-1/2" DIAMETER**



Part #	Length	List Price
71-140	X Close (1-3/4")	----
71-141	x 2"	----
71-142	x 2-1/2"	----
71-143	x 3"	----
71-144	x 3-1/2"	----
71-145	x 4"	----
71-146	x 4-1/2"	----
71-147	x 5"	----
71-148	x 5-1/2"	----
71-149	x 6"	----

**SCHEDULE 40 SEAMLESS NIPPLES  
2" DIAMETER**



Part #	Length	List Price
71-160	X Close (2")	----
71-161	x 2-1/2"	----
71-162	x 3"	----
71-163	x 3-1/2"	----
71-164	x 4"	----
71-165	x 4-1/2"	----
71-166	x 5"	----
71-167	x 5-1/2"	----
71-168	x 6"	----

**SCHEDULE 40 SEAMLESS NIPPLES  
2-1/2" DIAMETER**



Part #	Length	List Price
71-180	X Close (2-1/2")	----
71-181	x 3"	----
71-182	x 3-1/2"	----
71-183	x 4"	----
71-184	x 4-1/2"	----
71-185	x 5"	----
71-186	x 5-1/2"	----
71-187	x 6"	----

**SCHEDULE 40 SEAMLESS NIPPLES  
3" DIAMETER**



Part #	Length	List Price
71-200	X Close (2-5/8")	----
71-201	x 3"	----
71-202	x 3-1/2"	----
71-203	x 4"	----
71-204	x 4-1/2"	----
71-205	x 5"	----
71-206	x 5-1/2"	----
71-207	x 6"	----

**SCHEDULE 40 SEAMLESS NIPPLES  
4" DIAMETER**



Part #	Length	List Price
71-220	X Close (2-7/8")	----
71-223	x 4"	----
71-224	x 4-1/2"	----
71-225	x 5"	----
71-226	x 5-1/2"	----
71-227	x 6"	----

# STEEL COUPLINGS

# BLACK AND GALVANIZED MERCHANT COUPLINGS

## Product Specifications

Welded steel couplings both galvanized and black in diameters from 1/8" up to 4".

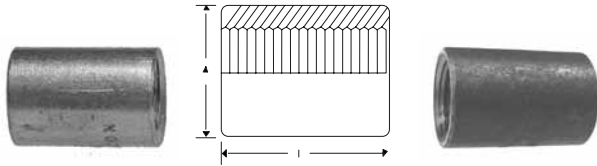
## Technical Specifications

**Standards:** Product complies with ASTM A-53, A-733 and ANSI B1.20.1 for threading, dimensions and pipe specifications.

**Pipe:** Complies with ASTM A-53 milltested schedule 40 and 80. Meets ANSI B36.1. All pipe is hydrostatic tested.

**Galvanized:** Zinc coating applied by hot dipping. Galvanized complying with ASTM-A-123.

### MERCHANT COUPLINGS



Part # Galv	Size	Part # Black	
64-770	1/8"	65-770	----
64-771	1/4"	65-771	----
64-772	3/8"	65-772	----
64-773	1/2"	65-773	----
64-774	3/4"	65-774	----
64-775	1"	65-775	----
64-776	1-1/4"	65-776	----
64-777	1-1/2"	65-777	----
64-778	2"	65-778	----
64-779	2-1/2"	65-779	----
64-780	3"	65-780	----
64-781	4"	65-781	----

### HALF MERCHANT COUPLINGS



Part # Galv	Size	Part # Black	
	1/4"	65-771H	----
	3/8"	65-772H	----
64-773H	1/2"	65-773H	----
64-774H	3/4"	65-774H	----
64-775H	1"	65-775H	----
64-776H	1-1/4"	65-776H	----
64-777H	1-1/2"	65-777H	----
64-778H	2"	65-778H	----
	2-1/2"	65-779H	----
	3"	65-780H	----
	4"	65-781H	----

Also available:  
API Line Couplings  
L&R Merchant Coupling

### MERCHANT COUPLINGS SPECIFICATIONS

Size	Outside Diam.	Length	Weight 100 pcs approx.	Quantity per box	Threads per Inch	Threads
		Inches	Pounds			Type
1/8"	.59"	.78	3.5	1000	27	Straight
1/4"	.73"	1.18	7.5	500	18	Straight
3/8"	.86"	1.18"	9	600	18	Straight
1/2"	1.063"	1-9/16"	13.0	100	14	Straight
3/4"	1.313"	1-5/8"	28.3	50	14	Straight
1"	1.576"	2"	40.1	30	11-1/2	Straight
1-1/4"	1.900"	2-1/16"	49.5	25	11-1/2	Straight
1-1/2"	2.200"	2-1/16"	71.48	25	11-1/2	Straight
2"	2.750"	2-1/8"	112.0	20	11-1/2	Straight
2-1/2"	3.250"	3-1/8"	231.2	8	8	Taper Tapped
3"	4.000"	3-1/4"	353.8	5	8	Taper Tapped
4"	5.000"	3-1/2"	471.8	4	8	Taper Tapped

**Standard Specifications**

**Material:** ASTM A 197 Cupola Malleable Iron. ASTM A 153 Zinc Coating. ANSI B16.3 Malleable Iron Fittings


**Dimension:** ANSI B 16.14 Ferrous Pipe, Plugs, Bushings, Etc. ANSI B 16.39 Malleable Iron Threaded Pipe Unions

**Thread:** ANSI B 2.1 or BS 21

**Operating Temp. -20°F - +150°F**

**ISO 9002 Manufacturer**

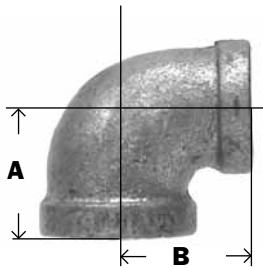
**ELBOWS 90°**



Part # Galvanized		Size	A	Box/ Case	Approx. Wt. Lbs.	Part # Black	
64-100	----	1/8"	0.69	50/600	0.06	65-100	----
64-101	----	1/4"	0.81	35/420	0.11	65-101	----
64-102	----	3/8"	0.95	90/360	0.16	65-102	----
64-103	----	1/2"	1.12	50/200	0.24	65-103	----
64-104	----	3/4"	1.31	35/105	0.37	65-104	----
64-105	----	1"	1.50	20/60	0.59	65-105	----
64-106	----	1-1/4"	1.75	20/40	0.94	65-106	----
64-107	----	1-1/2"	1.94	15/30	1.15	65-107	----
64-108	----	2"	2.25	8/16	1.76	65-108	----
64-109	----	2-1/2"	2.70	12	2.90	65-109	----
64-110	----	3"	3.08	8	5.41	65-110	----
64-112	----	4"	3.79	2	9.07	65-112	----
64-114	----	6"	5.13	1	18.92	65-114	----


**NIPPLES & FITTINGS**

**REDUCING ELBOWS 90°**




Part # Galvanized		Size	A	B	Box/ Case	Approx. Wt. Lbs.	Part # Black	
64-121	----	3/8" x 1/8"	0.81	0.85	105/420	0.13	65-121	----
64-122	----	3/8" x 1/4"	0.88	0.90	90/360	0.14	65-122	----
64-123	----	1/2" x 1/4"	0.97	0.98	60/240	0.18	65-123	----
64-124	----	1/2" x 3/8"	1.04	1.03	60/240	0.21	65-124	----
64-126	----	3/4" x 3/8"	1.12	1.13	40/160	0.28	65-126	----
64-127	----	3/4" x 1/2"	1.20	1.22	40/160	0.32	65-127	----
64-130	----	1" x 1/2"	1.26	1.40	25/100	0.44	65-130	----
64-131	----	1" x 3/4"	1.37	1.45	50/100	0.52	65-131	----
64-133	----	1-1/4" x 3/4"	1.45	1.62	15/60	0.70	65-133	----
64-134	----	1-1/4" x 1"	1.58	1.67	10/40	0.81	65-134	----
64-136	----	1-1/2" x 3/4"	1.52	1.75	10/40	0.74	65-136	----
64-137	----	1-1/2" x 1"	1.65	1.80	10/40	0.66	65-137	----
64-138	----	1-1/2" x 1-1/4"	1.82	1.88	15/30	1.27	65-138	----
64-139	----	2" x 3/4"	1.60	1.97	9/36	1.21	65-139	----
64-140	----	2" x 1"	1.73	2.02	14/28	1.22	65-140	----
64-141	----	2" x 1-1/4"	1.90	2.10	10/20	1.43	65-141	----
64-142	----	2" x 1-1/2"	2.02	2.16	10/20	1.38	65-142	----
64-145	----	2-1/2" x 1-1/2"	2.16	2.51	6/12	2.20	65-145	----
64-146	----	2-1/2" x 2"	2.39	2.60	6/12	2.70	65-146	----
64-148	----	3" x 1-1/2"	2.28	2.83	6/18	4.50	65-148	----
		3" x 2-1/2"	2.83	2.99	8/16	5.00	65-151	----
		4" x 2"	2.72	3.43	1/12	8.00	65-152	----
		4" x 2-1/2"	3.03	3.50	1/8	8.00	65-153	----
		4" x 3"	3.27	3.58	1/9	9.00	65-154	----

**90° STREET ELBOWS**




Part # Galvanized		Size	A	B	Box/Case	Approx. Wt. Lbs.	Part # Black	
64-160	----	1/8"	0.69	1.00	60/720	0.06	65-160	----
64-161	----	1/4"	0.80	1.17	35/420	0.10	65-161	----
64-162	----	3/8"	0.95	1.48	40/260	0.17	65-162	----
64-163	----	1/2"	1.10	1.59	60/180	0.25	65-163	----
64-164	----	3/4"	1.28	1.85	35/105	0.42	65-164	----
64-165	----	1"	1.47	2.10	45/90	0.57	65-165	----
64-166	----	1-1/4"	1.75	2.57	25/50	1.01	65-166	----
64-167	----	1-1/2"	1.90	2.63	9/27	1.32	65-167	----
64-168	----	2"	2.21	3.19	8/16	2.22	65-168	----
64-169	----	2-1/2"	2.65	3.78	5/10	2.83	65-169	----
64-170	----	3"	3.02	4.42	8	5.71	65-170	----
64-171	----	4"	3.72	5.57	4	10.47	65-171	----

**ELBOWS 45°**




Part # Galvanized		Size	A	Box/Case	Approx. Wt. Lbs.	Part # Black	
64-180	----	1/8"	0.63	50/600	0.07	65-180	----
64-181	----	1/4"	0.73	30/360	0.11	65-181	----
64-182	----	3/8"	0.80	75/300	0.16	65-182	----
64-183	----	1/2"	0.88	50/200	0.24	65-183	----
64-184	----	3/4"	0.98	40/120	0.56	65-184	----
64-185	----	1"	1.12	20/60	0.35	65-185	----
64-186	----	1-1/4"	1.29	20/40	0.85	65-186	----
64-187	----	1-1/2"	1.43	10/30	1.11	65-187	----
64-188	----	2"	1.68	12/24	1.80	65-188	----
64-189	----	2-1/2"	1.95	12	2.68	65-189	----
64-190	----	3"	2.17	10	4.33	65-190	----
64-191	----	4"	2.61	4	7.54	65-191	----
64-192	----	6"	3.46	1	12.76	65-192	----

**45° STREET ELBOWS**



Part # Galvanized		Size	A	B	Box/Case	Approx. Wt. Lbs.	Part # Black	
64-200	----	1/8"	0.63	0.83	70/840	0.05	65-200	----
64-201	----	1/4"	0.73	0.94	40/480	0.13	65-201	----
64-202	----	3/8"	0.80	1.03	100/400	0.13	65-202	----
64-203	----	1/2"	0.86	1.30	75/225	0.23	65-203	----
64-204	----	3/4"	0.96	1.48	40/120	0.33	65-204	----
64-205	----	1"	1.10	1.69	25/75	0.55	65-205	----
64-206	----	1-1/4"	1.26	1.87	10/40	0.76	65-206	----
64-207	----	1-1/2"	1.40	2.05	10/30	1.13	65-207	----
64-208	----	2"	1.65	2.38	12/24	1.76	65-208	----
64-209	----	2-1/2"	1.95	2.72	12/24	2.57	65-209	----
64-210	----	3"	2.17	3.16	3/6	3.52	65-210	----
64-211	----	4"	2.61	3.90	4	8.29	65-211	----


**TEES**



Part # Galvanized		Size	A	Box/ Case	Approx. Wt. Lbs.	Part # Black	
64-250	----	1/8"	0.69	120/480	0.09	65-250	----
64-251	----	1/4"	0.81	75/300	0.16	65-251	----
64-252	----	3/8"	0.95	45/180	0.24	65-252	----
64-253	----	1/2"	1.12	40/120	0.35	65-253 <sup>5</sup>	----
64-254	----	3/4"	1.31	35/70	0.55	65-254	----
64-255	----	1"	1.50	20/40	0.84	65-255	----
64-256	----	1-1/4"	1.75	14/28	1.37	65-256	----
64-257	----	1-1/2"	1.94	12/24	1.74	65-257	----
64-258	----	2"	2.26	8/16	2.54	65-258	----
64-259	----	2-1/2"	2.70	4/8	3.76	65-259	----
64-260	----	3"	3.08	6	6.36	65-260	----
64-261	----	4"	3.79	1/2	11.69	65-261	----
64-262	----	6"	5.13	1	24.55	65-262	----


**NIPPLES & FITTINGS**

**BULLHEAD TEES**



Part # Galvanized		Size (1&2) x 3	A	B	Box/ Case	Approx. Wt. Lbs.	Part # Black	
64-280	----	1/2" x 3/4"	1.22	1.20	30/120	0.43	65-280	----
64-733	----	1/2" x 1"	1.36	1.26	40/160	0.48	65-733	----
64-289	----	3/4" x 1"	1.45	1.37	40/80	0.67	65-289	----
64-299	----	1" x 1-1/4"	1.67	1.58	11/44	0.91	65-299	----
64-300	----	1" x 1-1/2"	1.80	1.65	9/36	1.16	65-300	----
64-317	----	1-1/4" x 1-1/2"	1.88	1.82	12/24	1.45	65-317	----
64-319	----	1-1/2" x 2"	2.12	1.98	16	1.98	65-319	----

**COUPLINGS**




Part # Galvanized		Size	A	Box/ Case	Approx. Wt. Lbs.	Part # Black	
64-410	----	1/8"	0.96	70/840	0.06	65-410	----
64-411	----	1/4"	1.06	40/480	0.09	65-411	----
64-412	----	3/8"	1.16	40/480	0.06	65-412	----
64-413	----	1/2"	1.34	60/240	0.19	65-413	----
64-414	----	3/4"	1.52	50/150	0.30	65-414	----
64-415	----	1"	1.67	25/100	0.45	65-415	----
64-416	----	1-1/4"	1.93	16/64	0.65	65-416	----
64-417	----	1-1/2"	2.15	18/36	0.90	65-417	----
64-418	----	2"	2.54	12/24	1.39	65-418	----
64-419	----	2-1/2"	2.88	8/16	2.42	65-419	----
64-420	----	3"	3.18	12	3.40	65-420	----
64-421	----	4"	3.69	3/6	6.23	65-421	----
64-422	----	6"	4.23	2	11.22	65-422	----



**REDUCING TEES**

(SAME SIZE ON RUN, REDUCING ON BRANCH)

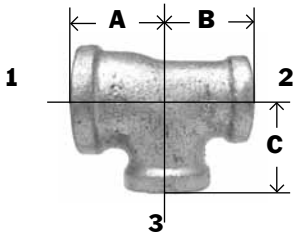


Part # Galvanized		Size (1&2) x 3	A	B	Box/Case	Approx. Wt. Lbs.	Part # Black	
64-273	----	3/8" x 1/4"	0.81	0.90	25	0.20	65-273	----
64-276	----	1/2" x 1/4"	0.97	0.98	40/160	0.26	65-276	----
64-279	----	1/2" x 3/8"	1.04	1.03	40/160	0.29	65-279	----
64-282	----	3/4" x 1/4"	1.05	1.08	125	0.35	65-282	----
64-283	----	3/4" x 3/8"	1.12	1.13	55/110	0.40	65-283	----
64-286	----	3/4" x 1/2"	1.20	1.18	50/100	0.47	65-286	----
64-268	----	1" x 1/4"	1.11	1.22	20/80	0.52	65-268	----
64-269	----	1" x 3/8"	1.18	1.27	15/60	0.60	65-269	----
64-291	----	1" x 1/2"	1.26	1.40	15/60	0.70	65-291	----
64-298	----	1" x 3/4"	1.37	1.45	12/48	0.77	65-298	----
64-301	----	1-1/4" x 1/2"	1.34	1.45	20/40	0.97	65-301	----
64-303	----	1-1/4" x 3/4"	1.45	1.62	20/40	1.00	65-303	----
64-306	----	1-1/4" x 1"	1.58	1.66	20/40	1.10	65-306	----
64-316	----	1-1/2" x 3/4"	1.41	1.75	15/30	1.25	65-316	----
64-318	----	1-1/2" x 1"	1.65	1.88	10/30	1.41	65-318	----
64-322	----	1-1/2" x 1-1/4"	1.65	1.88	12/24	1.58	65-322	----
		2" x 1/2"	1.49	1.88	10/20	1.61	65-327	----
64-328	----	2" x 3/4"	1.60	1.97	10/20	1.77	65-328	----
64-330	----	2" x 1"	1.73	2.02	10/20	1.97	65-330	----
64-334	----	2" x 1-1/4"	1.86	2.06	8/16	1.92	65-334	----
64-336	----	2" x 1-1/2"	1.98	2.12	8/16	2.08	65-336	----
64-343	----	2-1/2" x 1-1/2"	2.16	2.51	5/10	3.38	65-343	----
64-351	----	3" x 2"	2.52	2.89	3/6	4.54	65-351	----

**NIPLLES & FITTINGS**

**REDUCING TEES**

(REDUCING ON RUN)



Part # Galvanized		Size 1 x 2 x 3	A	B	C	Box/Case	Approx. Wt. Lbs.	Part # Black	
64-287	----	3/4" x 1/2" x 1/2"	1.18	1.18	1.20	30/180	0.45	65-287	----
64-288	----	3/4" x 1/2" x 3/4"	1.28	1.20	1.28	20/80	0.52	65-288	----
		1" x 1/2" x 1/2"	1.31	1.22	1.31	20/120	0.60	65-292	----
		1" x 3/4" x 3/4"	1.34	1.28	1.42	15/60	0.66	65-296	----
		1-1/4" x 1" x 1"	1.55	1.47	1.63	18/72	0.98	65-309	----

**LOCKNUTS**



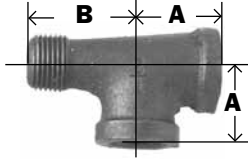
Part # Galvanized	Size	Hex	Thickness	Box/Case	Approx. Wt. Lbs.	
64-703	1/2"	1.18	0.32	150/600	0.08	----
64-704	3/4"	1.43	0.35	90/360	0.13	----
64-705	1"	1.75	0.39	60/240	0.19	----
64-706	1-1/4"	2.10	0.43	45/180	0.27	----
64-707	1-1/2"	2.35	0.48	45/135	0.47	----
64-708	2"	2.88	0.54	25/75	0.56	----

\* Black locknuts available on special order basis.

# BLACK & GALVANIZED MALLEABLE IRON 150#

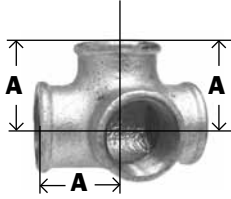
# MALLEABLE FITTINGS

## MALLEABLE SERVICE TEE (STREET TEE)



Part # Galvanized		Size	A	B	Box/ Case	Approx. Wt. Lbs.	Part # Black	
64-363	----	1/2"	1.12	1.62	40/120	0.31	65-363	----
64-364	----	3/4"	1.31	1.89	25/75	0.55	65-364	----

## SIDE OUTLET TEES



Part # Galvanized		Size	A	Box/ Case	Approx. Wt. Lbs.	Part # Black	
64-383	----	1/2"	1.12	25/100	0.38	65-383	----
64-384	----	3/4"	1.31	15/60	0.58	65-384	----
64-385	----	1"	1.50	20/40	0.89	65-385	----
64-386	----	1-1/4"	1.75	12/24	1.39	65-386	----

## REDUCING COUPLINGS



Part # Galvanized		Size	A	Box/ Case	Approx. Wt. Lbs.	Part # Black	
64-430	----	1/4" x 1/8"	1.00	50/600	0.08	65-430	----
64-431	----	3/8" x 1/8"	1.13	35/420	0.10	65-431	----
64-432	----	3/8" x 1/4"	1.13	30/360	0.12	65-432	----
64-433	----	1/2" x 1/8"	1.25	75/300	0.17	65-433	----
64-434	----	1/2" x 1/4"	1.25	75/300	0.15	65-434	----
64-435	----	1/2" x 3/8"	1.25	60/240	0.16	65-435	----
64-439	----	3/4" x 1/8"	1.44	70/210	0.20	65-439	----
64-436	----	3/4" x 1/4"	1.44	45/180	0.21	65-436	----
64-437	----	3/4" x 3/8"	1.44	45/180	0.22	65-437	----
64-438	----	3/4" x 1/2"	1.44	60/180	0.29	65-438	----
64-459	----	1" x 1/4"	1.69	45/135	0.32	65-459	----
64-440	----	1" x 3/8"	1.69	30/120	0.35	65-440	----
64-441	----	1" x 1/2"	1.69	30/120	0.37	65-441	----
64-442	----	1" x 3/4"	1.69	25/100	0.40	65-442	----
64-460	----	1-1/4" x 3/8"	2.06	25/75	0.49	65-460	----
64-444	----	1-1/4" x 1/2"	2.06	25/75	0.55	65-444	----
64-445	----	1-1/4" x 3/4"	2.06	25/75	0.60	65-445	----
64-446	----	1-1/4" x 1"	2.06	15/60	0.66	65-446	----
64-443	----	1-1/2" x 3/8"	2.31	15/120	0.61	65-443	----
64-447	----	1-1/2" x 1/2"	2.31	20/60	0.77	65-447	----
64-448	----	1-1/2" x 3/4"	2.31	15/60	0.77	65-448	----
64-449	----	1-1/2" x 1"	2.31	25/50	0.84	65-449	----
64-450	----	1-1/2" x 1-1/4"	2.31	12/48	0.86	65-450	----
64-458	----	2" x 1/2"	2.81	12/36	1.12	65-458	----
64-451	----	2" x 3/4"	2.81	12/36	1.11	65-451	----
64-452	----	2" x 1"	2.81	12/36	1.28	65-452	----
64-453	----	2" x 1-1/4"	2.81	9/27	1.30	65-453	----
64-454	----	2" x 1-1/2"	2.81	9/27	1.41	65-454	----
64-461	----	2-1/2" x 1-1/2"	3.25	7/14	1.74	65-461	----
64-462	----	2-1/2" x 2"	3.25	7/14	1.79	65-462	----
64-486	----	3" x 1-1/2"	3.69	16/32	2.18	65-486	----
64-456	----	3" x 2"	3.69	6/12	2.26	65-456	----
64-463	----	3" x 2-1/2"	3.69	5/10	3.52	65-463	----
64-464	----	4" x 2"	4.38	3/6	4.96	65-464	----
		4" x 2-1/2"	4.38	3/6	4.00	65-465	----
64-457	----	4" x 3"	4.38	3/6	4.07	65-457	----
		6" x 4"	4.24	1/8	9.84	65-491	----

NIPPLES & FITTINGS



# MALLEABLE FITTINGS

# BLACK & GALVANIZED MALLEABLE IRON 150#

## HEX BUSHING



Part #	Galvanized	Size M x F	A	Hex	Box/ Case	Approx. Wt. Lbs.	Part # Black						
		*1/4" x 1/8"	} Use steel fittings for smaller sizes - See page 224										
		*3/8" x 1/8"											
		*3/8" x 1/4"											
64-503	----	1/2" x 1/8"	0.84	1.03	150/600	0.10	65-503	----					
		*1/2" x 1/4"											
64-505	----	1/2" x 3/8"	0.75	1.03	150/600	0.07	65-505	----					
64-506	----	3/4" x 1/8"	0.85	1.15	75/300	0.17	65-506	----					
64-507	----	3/4" x 1/4"	0.85	1.15	75/300	0.16	65-507	----					
64-508	----	3/4" x 3/8"	0.85	1.15	75/300	0.14	65-508	----					
64-509	----	3/4" x 1/2"	0.93	1.15	75/300	0.10	65-509	----					
64-510	----	1" x 1/4"	1.13	1.12	50/200	0.19	65-510	----					
64-511	----	1" x 3/8"	1.13	1.12	50/200	0.24	65-511	----					
64-512	----	1" x 1/2"	1.10	1.42	50/200	0.21	65-512	----					
64-513	----	1" x 3/4"	1.10	1.42	50/200	0.17	65-513	----					
64-514	----	1-1/4" x 1/4"	1.24	1.12	30/120	0.31	65-514	----					
64-515	----	1-1/4" x 3/8"	1.24	1.12	30/120	0.43	65-515	----					
64-516	----	1-1/4" x 1/2"	1.24	1.24	30/120	0.29	65-516	----					
64-517	----	1-1/4" x 3/4"	1.08	1.76	30/120	0.35	65-517	----					
64-518	----	1-1/4" x 1"	1.08	1.76	30/120	0.29	65-518	----					
64-519	----	1-1/2" x 1/4"	1.30	1.12	25/75	0.64	65-519	----					
64-520	----	1-1/2" x 3/8"	1.30	1.12	25/75	0.64	65-520	----					
64-521	----	1-1/2" x 1/2"	1.30	1.34	25/75	0.40	65-521	----					
64-522	----	1-1/2" x 3/4"	1.30	1.44	25/75	0.39	65-522	----					
64-523	----	1-1/2" x 1"	1.23	2.00	25/75	0.46	65-523	----					
64-524	----	1-1/2" x 1-1/4"	1.23	2.00	25/75	0.32	65-524	----					
64-525	----	2" x 3/8"	1.28	1.12	20/60	0.95	65-525	----					
64-527	----	2" x 1/2"	1.39	1.34	20/60	0.84	65-527	----					
64-528	----	2" x 3/4"	1.39	1.63	20/60	0.63	65-528	----					
64-529	----	2" x 1"	1.39	1.77	20/60	0.67	65-529	----					
64-530	----	2" x 1-1/4"	1.50	2.48	20/60	0.73	65-530	----					
64-531	----	2" x 1-1/2"	1.50	2.48	20/60	0.70	65-531	----					
64-546	----	2-1/2" x 1/2"	1.51	1.34	15/30	1.57	65-546	----					
64-547	----	2-1/2" x 3/4"	1.51	1.63	15/30	1.54	65-547	----					
64-532	----	2-1/2" x 1"	1.51	1.95	15/30	1.51	65-532	----					
64-533	----	2-1/2" x 1-1/4"	1.51	2.39	15/30	1.41	65-533	----					
64-534	----	2-1/2" x 1-1/2"	1.51	2.98	15/30	1.37	65-534	----					
64-535	----	2-1/2" x 2"	1.54	2.98	15/30	1.11	65-535	----					
64-550	----	3" x 1"	1.61	1.95	12/24	1.46	65-550	----					
64-549	----	3" x 1-1/4"	1.61	2.39	12/24	2.22	65-549	----					
64-537	----	3" x 1-1/2"	1.61	2.68	12/24	1.96	65-537	----					
64-538	----	3" x 2"	1.61	3.86	12/24	1.91	65-538	----					
64-539	----	3" x 2-1/2"	1.61	3.86	12/24	1.50	65-539	----					
64-551	----	4" x 3/4"	2.15	4.90	5/10	4.50	65-551	----					
64-553	----	4" x 1"	2.00	4.75	5/10	4.00	65-553	----					
64-540	----	4" x 1-1/2"	1.82	2.68	5/10	3.91	65-540	----					
64-541	----	4" x 2"	1.82	3.31	5/10	2.89	65-541	----					
64-542	----	4" x 2-1/2"	2.06	3.87	5/10	2.77	65-542	----					
64-543	----	4" x 3"	2.17	4.96	5/10	3.03	65-543	----					
64-545	----	6" x 4"	2.33	5.79	2/4	5.69	65-545	----					

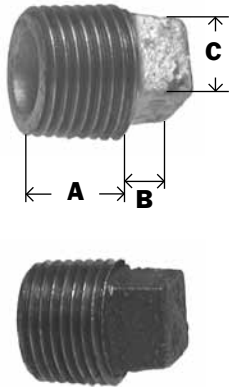
**UNIONS**



Part # Galvanized		Size	A	Box/ Case	Approx. Wt. Lbs.	Part # Black	
64-600	----	1/8"	1.26	60/240	0.19	65-600	----
64-601	----	1/4"	1.44	20/240	0.20	65-601	----
64-602	----	3/8"	1.61	40/160	0.35	65-602	----
64-603	----	1/2"	1.72	50/100	0.43	65-603	----
64-604	----	3/4"	1.94	35/70	0.63	65-604	----
64-605	----	1"	2.06	20/40	0.91	65-605	----
64-606	----	1-1/4"	2.26	15/30	1.35	65-606	----
64-607	----	1-1/2"	2.41	10/20	1.75	65-607	----
64-608	----	2"	2.75	6/12	2.62	65-608	----
64-609	----	2-1/2"	3.22	4/8	4.40	65-609	----
64-610	----	3"	3.50	4/8	5.63	65-610	----
64-611	----	4"	3.85	2/4	10.31	65-611	----


**NIPPLES & FITTINGS**

**SQUARE HEAD PLUGS**



Part # Galvanized		Size	A	B	C	Box/ Case	Approx. Wt. Lbs.	Part # Black	
		*1/8"	} Use steel fittings for smaller sizes - see p. 224						
		*1/4"							
		*3/8"							
64-653	----	1/2"	0.58	0.38	0.56	50/600	0.09	65-653	----
64-654	----	3/4"	0.65	0.44	0.63	30/360	0.13	65-654	----
64-655	----	1"	0.75	0.50	0.82	20/240	0.22	65-655	----
64-656	----	1-1/4"	0.82	0.56	0.94	40/120	0.40	65-656	----
64-657	----	1-1/2"	0.85	0.62	1.13	30/90	0.46	65-657	----
64-658	----	2"	0.91	0.68	1.31	20/60	0.74	65-658	----
64-659	----	2-1/2"	1.26	0.74	1.50	16/32	1.24	65-659	----
64-660	----	3"	1.16	0.80	1.69	16/32	1.69	65-660	----
64-661	----	4"	1.22	1.00	2.28	6/12	2.70	65-661	----

**CROSSES**



Part # Galvanized		Size	A	Box/ Case	Approx. Wt. Lbs.	Part # Black	
64-390	----	1/8"	0.65	---	0.12	65-390	----
64-391	----	1/4"	0.80	60/240	0.18	65-391	----
64-392	----	3/8"	0.95	50/150	0.27	65-392	----
64-393	----	1/2"	1.12	30/90	0.45	65-393	----
64-394	----	3/4"	1.31	20/60	0.69	65-394	----
64-395	----	1"	1.50	15/30	1.06	65-395	----
64-396	----	1-1/4"	1.75	10/20	1.56	65-396	----
64-397	----	1-1/2"	1.94	8/16	1.91	65-397	----
64-398	----	2"	2.25	5/10	3.24	65-398	----
64-399	----	2-1/2"	2.71	3/6	5.55	65-399	----
64-400	----	3"	3.06	1/8	8.00	65-400	----

**Don't see what your looking for? Hex Nipples, Wyes, etc... Just call us for availability.**

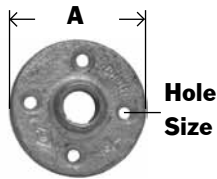
**CAPS**



Part # Galvanized		Size	A	Box/ Case	Approx. Wt. Lbs.	Part # Black	
		1/4"	0.62	80/960	0.05	65-471	----
64-472	----	3/8"	0.74	60/720	0.08	65-472	----
64-473	----	1/2"	0.87	75/300	0.13	65-473	----
64-474	----	3/4"	0.97	40/160	0.22	65-474	----
64-475	----	1"	1.16	25/100	0.37	65-475	----
64-476	----	1-1/4"	1.28	20/80	0.49	65-476	----
64-477	----	1-1/2"	1.33	18/54	0.64	65-477	----
64-478	----	2"	1.45	12/36	1.00	65-478	----
64-479	----	2-1/2"	1.70	20/40	1.45	65-479	----
64-480	----	3"	1.80	24	2.20	65-480	----
64-481	----	4"	2.08	6/12	3.75	65-481	----
64-482	----	6"	2.55	2/4	8.86	65-482	----

\* Use steel fittings for smaller sizes. See page 224 for Galvanized and Black Steel Fittings.

**FLOOR FLANGES**



Part # Galvanized		Size	A	Thickness	Hole Size	Box/ Case	Approx. Wt. Lbs.	Part # Black	
64-692	----	1/2"	3.50	0.50	0.25	25/50	0.63	65-692	----
64-693	----	3/4"	3.50	0.63	0.25	15/45	0.75	65-693	----
64-694	----	1"	4.00	0.69	0.25	15/30	1.06	65-694	----
64-695	----	1-1/4"	4.00	0.75	0.25	10/30	1.08	65-695	----
64-696	----	1-1/2"	4.50	0.87	0.31	8/24	1.43	65-696	----
64-697	----	2"	5.50	1.00	0.31	8/16	2.23	65-697	----

**STEEL MAGNETIC PLUGS**

**Magnetic Plugs**

**Steel Magnetic Drain Plugs - NPT Threaded**

**Magnetic Drain Plugs** are similar to standard pipe or straight thread drain plugs with one important difference - a permanent magnet is fastened to the plug body. This magnet attracts and holds abrasive, ferrous metal particles preventing their circulation through the lubrication or hydraulic system.

These abrasive, ferrous metal particles appear in lubricating or hydraulic systems as a result of the following conditions:

- The constant flaking effect of normal wear of moving parts.
- Particles not removed by flushing operations after boring or machining.
- Chipping due to sub-surface casting flaws.
- Minute component breakdown caused by stress usage.

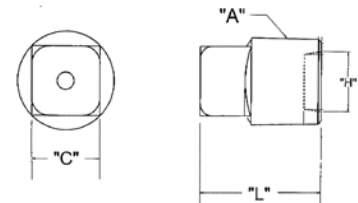


**Magnetic Drain Plugs** prevent excessive wear to the system's components.

**Magnetic Plugs** are used by numerous manufacturers of gear boxes, transmissions, engines, and hydraulic systems for the automotive, aircraft, agricultural and machinery industries. Typical applications include:

- Outbound Engines
- Earthmoving Equipment
- Combines
- Balers
- Crawler Tractors
- Lift Trucks
- Mining Equipment
- Military Vehicles
- Turbine Engines
- Truck Axles
- Heavy-Duty Transmissions


Part	Size "A"	Head Width "C"	Recess Dia. "H"	O/L Length "L"	
28-996	3/8 - 18	.428 - .440	.435 - .445	.805 - .860	----
28-997	1/2 - 14	.553 - .565	.560 - .570	.970 - 1.04	----
28-998	3/4 - 14	.615 - .627	.725 - .735	1.120 - 1.170	----
28-999	1-11 1/2	.803 - .815	.895 - .905	1.25 - 1.33	----



# BLACK & GALVANIZED STEEL FITTINGS

# STEEL FITTINGS

## HEX BUSHINGS




Part # Galvanized		Size M x F	A	Hex	Approx. Wt. Lbs.	Part # Black	
66-500	----	1/4" x 1/8"	0.63	0.62	0.02	67-500	----
66-501	----	3/8" x 1/8"	0.66	0.68	0.04	67-501	----
66-502	----	3/8" x 1/4"	0.66	0.68	0.02	67-502	----
66-503	----	1/2" x 1/8"	0.80	0.87	0.10	67-503	----
66-504	----	1/2" x 1/4"	0.80	0.87	0.08	67-504	----
66-505	----	1/2" x 3/8"	0.80	0.87	0.06	67-505	----
66-506	----	3/4" x 1/8"	0.94	1.06	0.18	67-506	----
66-507	----	3/4" x 1/4"	0.94	1.06	0.14	67-507	----
66-508	----	3/4" x 3/8"	0.94	1.06	0.14	67-508	----
66-509	----	3/4" x 1/2"	0.94	1.06	0.10	67-509	----
66-510	----	1" x 1/4"	1.00	1.31	0.16	67-510	----
66-511	----	1" x 3/8"	1.00	1.31	0.26	67-511	----
66-512	----	1" x 1/2"	1.00	1.31	0.22	67-512	----
66-513	----	1" x 3/4"	1.00	1.31	0.14	67-513	----

## CAPS



Part # Galvanized		Size	A	Hex	Approx. Wt. Lbs.	Part # Black	
66-470	----	1/8"	0.53	0.56	0.02	67-470	----
66-471	----	1/4"	0.63	0.62	0.04	67-471	----
66-472	----	3/8"	0.69	0.81	0.06	67-472	----
66-473	----	1/2"	0.87	1.00	0.12	67-473	----
66-474	----	3/4"	0.97	1.18	0.16	67-474	----
66-475	----	1"	1.16	1.50	0.30	67-475	----
66-476	----	1-1/4"	1.28	2.00	0.68	67-476	----
66-477	----	1-1/2"	1.35	2.25	0.83	67-477	----
66-478	----	2"	1.45	2.625	1.36		

## SQUARE HEAD PLUGS



Part # Galvanized		Size	A	B	C	Approx. Wt. Lbs.	Part # Black	
		1/16"	0.33	0.18	0.22	0.01	67-669	----
66-670	----	1/8"	0.33	0.24	0.28	0.01	67-670	----
66-671	----	1/4"	0.45	0.28	0.37	0.02	67-671	----
66-672	----	3/8"	0.50	0.31	0.43	0.04	67-672	----
66-653	----	1/2"	0.59	0.38	0.55	0.12	67-653	----
66-654	----	3/4"	0.63	0.44	0.62	0.18	67-654	----
66-655	----	1"	0.75	0.5	0.81	0.34	67-655	----
66-656	----	1-1/4"	0.80	0.56	0.93	0.62	67-656	----
66-657	----	1-1/2"	0.83	0.62	1.12	0.82	67-657	----
66-658	----	2"	0.88	0.68	1.31	1.36	67-658	----

## HEX HEAD PLUGS



Part # Galvanized		Size	A	Hex	Approx. Wt. Lbs.	Part # Black	
66-770	----	1/8"	0.55	0.43	0.01	67-770	----
66-771	----	1/4"	0.74	0.56	0.04	67-771	----
66-772	----	3/8"	0.67	0.68	0.06	67-772	----
66-773	----	1/2"	0.80	0.70	0.12	67-773	----
66-774	----	3/4"	0.94	1.06	0.18	67-774	----
66-775	----	1"	1.00	1.31	0.22	67-775	----
66-776	----	1-1/4"	1.17	1.75	0.7	67-776	----
66-777	----	1-1/2"	1.51	2.00	1.2	67-777	----
66-778	----	2"	1.65	2.50	2.06	67-778	----

**COUNTERSUNK PLUG - Square Socket**



Galvanized						Black	
Part #		Size	A	Socket Size	Approx. Wt. Lbs.	Part #	
66-630	----	1/8"	0.29	0.19	0.01	67-630	----
66-631	----	1/4"	0.45	0.25	0.02	67-631	----
66-632	----	3/8"	0.45	0.31	0.04	67-632	----
66-633	----	1/2"	0.59	0.38	0.08	67-633	----
66-634	----	3/4"	0.60	0.50	0.12	67-634	----
66-635	----	1"	0.75	0.50	0.16	67-635	----
66-636	----	1-1/4"	0.80	0.75	0.32	67-636	----
66-637	----	1-1/2"	0.83	0.75	0.45	67-637	----
66-638	----	2"	0.88	0.875	2.06	67-638	----

**COUNTERSUNK PLUG - Hex Socket**



Galvanized						Black	
Part #		Size	A	Socket Size	Approx. Wt. Lbs.	Part #	
66-760	----	1/16"	0.29	0.15	0.01	67-760	----
66-761	----	1/8"	0.29	0.18	0.01	67-761	----
66-762	----	1/4"	0.44	0.25	0.02	67-762	----
66-763	----	3/8"	0.44	0.31	0.04	67-763	----
66-764	----	1/2"	0.59	0.37	0.08	67-764	----
66-765	----	3/4"	0.60	0.56	0.14	67-765	----
66-766	----	1"	0.75	0.625	0.22	67-766	----
66-767	----	1-1/4"	0.80	0.75	0.37	67-767	----
66-768	----	1-1/2"	0.83	1.0	0.45	67-768	----
66-769	----	2"	0.88	1.0	0.86	67-769	----

**FACE BUSHING**



Galvanized					Black	
Part #		Size M x F	A	Approx. Wt. Lbs.	Part #	
66-700	----	1/4" x 1/8"	0.44	0.01	67-700	----
66-701	----	3/8" x 1/8"	0.48	0.02	67-701	----
66-702	----	3/8" x 1/4"	0.48	0.02	67-702	----
		1/2" x 1/8"	0.56	0.04	67-703	----
66-704	----	1/2" x 1/4"	0.56	0.04	67-704	----
66-705	----	1/2" x 3/8"	0.56	0.04	67-705	----
		3/4" x 1/4"	0.62	0.12	67-707	----
66-708	----	3/4" x 3/8"	0.62	0.10	67-708	----
66-709	----	3/4" x 1/2"	0.62	0.10	67-709	----
		1" x 3/8"	0.75	0.18	67-711	----
66-712	----	1" x 1/2"	0.75	0.16	67-712	----
66-713	----	1" x 3/4"	0.75	0.16	67-713	----

**SCHEDULE 80 EXTRA HEAVY NIPPLES  
1/8" DIAMETER**



Galvanized Black

Part #	Length	Part #
58-001	Close (3/4")	59-001
58-002	1-1/2"	59-002
58-003	2"	59-003
58-004	2-1/2"	59-004
58-005	3"	59-005
58-006	3-1/2"	59-006
58-007	4"	59-007
58-008	4-1/2"	59-008
58-009	5"	59-009
58-010	5-1/2"	59-010
58-011	6"	59-011
58-012	7"	59-012
58-013	8"	59-013
58-014	9"	59-014
58-015	10"	59-015
58-016	11"	59-016
58-017	12"	59-017

**SCHEDULE 80 EXTRA HEAVY NIPPLES  
3/8" DIAMETER**



Galvanized Black

Part #	Length	Part #
58-040	Close (1")	59-040
58-041	1-1/2"	59-041
58-042	2"	59-042
58-043	2-1/2"	59-043
58-044	3"	59-044
58-045	3-1/2"	59-045
58-046	4"	59-046
58-047	4-1/2"	59-047
58-048	5"	59-048
58-049	5-1/2"	59-049
58-050	6"	59-050
58-051	7"	59-051
58-052	8"	59-052
58-053	9"	59-053
58-054	10"	59-054
58-055	11"	59-055
58-056	12"	59-056

**SCHEDULE 80 EXTRA HEAVY NIPPLES  
1/4" DIAMETER**



Galvanized Black

Part #	Length	Part #
58-020	Close (3/4")	59-020
58-021	1-1/2"	59-021
58-022	2"	59-022
58-023	2-1/2"	59-023
58-024	3"	59-024
58-025	3-1/2"	59-025
58-026	4"	59-026
58-027	4-1/2"	59-027
58-028	5"	59-028
58-029	5-1/2"	59-029
58-030	6"	59-030
58-031	7"	59-031
58-032	8"	59-032
58-033	9"	59-033
58-034	10"	59-034
58-035	11"	59-035
58-036	12"	59-036

**SCHEDULE 80 EXTRA HEAVY NIPPLES  
1/2" DIAMETER**



Galvanized Black

Part #	Length	Part #
58-060	Close (1-1/8")	59-060
58-061	1-1/2"	59-061
58-062	2"	59-062
58-063	2-1/2"	59-063
58-064	3"	59-064
58-065	3-1/2"	59-065
58-066	4"	59-066
58-067	4-1/2"	59-067
58-068	5"	59-068
58-069	5-1/2"	59-069
58-070	6"	59-070
58-071	7"	59-071
58-072	8"	59-072
58-073	9"	59-073
58-074	10"	59-074
58-075	11"	59-075
58-076	12"	59-076

**SCHEDULE 80 EXTRA HEAVY NIPPLES  
3/4" DIAMETER**



Galvanized		Black	
Part #	Length	Part #	Length
58-080	Close (1-3/8")	59-080	Close (1-3/8")
58-081	1-1/2"	59-081	1-1/2"
58-082	2"	59-082	2"
58-083	2-1/2"	59-083	2-1/2"
58-084	3"	59-084	3"
58-085	3-1/2"	59-085	3-1/2"
58-086	4"	59-086	4"
58-087	4-1/2"	59-087	4-1/2"
58-088	5"	59-088	5"
58-089	5-1/2"	59-089	5-1/2"
58-090	6"	59-090	6"
58-091	7"	59-091	7"
58-092	8"	59-092	8"
58-093	9"	59-093	9"
58-094	10"	59-094	10"
58-095	11"	59-095	11"
58-096	12"	59-096	12"

**SCHEDULE 80 EXTRA HEAVY NIPPLES  
1-1/4" DIAMETER**



Galvanized		Black	
Part #	Length	Part #	Length
58-120	Close (1-5/8")	59-120	Close (1-5/8")
58-121	2"	59-121	2"
58-122	2-1/2"	59-122	2-1/2"
58-123	3"	59-123	3"
58-124	3-1/2"	59-124	3-1/2"
58-125	4"	59-125	4"
58-126	4-1/2"	59-126	4-1/2"
58-127	5"	59-127	5"
58-128	5-1/2"	59-128	5-1/2"
58-129	6"	59-129	6"
58-130	7"	59-130	7"
58-131	8"	59-131	8"
58-132	9"	59-132	9"
58-133	10"	59-133	10"
58-134	11"	59-134	11"
58-135	12"	59-135	12"

**SCHEDULE 80 EXTRA HEAVY NIPPLES  
1" DIAMETER**



Galvanized		Black	
Part #	Length	Part #	Length
58-100	Close (1-1/2")	59-100	Close (1-1/2")
58-101	2"	59-101	2"
58-102	2-1/2"	59-102	2-1/2"
58-103	3"	59-103	3"
58-104	3-1/2"	59-104	3-1/2"
58-105	4"	59-105	4"
58-106	4-1/2"	59-106	4-1/2"
58-107	5"	59-107	5"
58-108	5-1/2"	59-108	5-1/2"
58-109	6"	59-109	6"
58-110	7"	59-110	7"
58-111	8"	59-111	8"
58-112	9"	59-112	9"
58-113	10"	59-113	10"
58-114	11"	59-114	11"
58-115	12"	59-115	12"

**SCHEDULE 80 EXTRA HEAVY NIPPLES  
1-1/2" DIAMETER**



Galvanized		Black	
Part #	Length	Part #	Length
58-140	Close (1-3/4")	59-140	Close (1-3/4")
58-141	2"	59-141	2"
58-142	2-1/2"	59-142	2-1/2"
58-143	3"	59-143	3"
58-144	3-1/2"	59-144	3-1/2"
58-145	4"	59-145	4"
58-146	4-1/2"	59-146	4-1/2"
58-147	5"	59-147	5"
58-148	5-1/2"	59-148	5-1/2"
58-149	6"	59-149	6"
58-150	7"	59-150	7"
58-151	8"	59-151	8"
58-152	9"	59-152	9"
58-153	10"	59-153	10"
58-154	11"	59-154	11"
58-155	12"	59-155	12"



**SCHEDULE 80 EXTRA HEAVY NIPPLES  
2" DIAMETER**



Galvanized		Black		
Part #	Length	Part #		
58-160	Close (2")	59-160	----	----
58-161	2-1/2"	59-161	----	----
58-162	3"	59-162	----	----
58-163	3-1/2"	59-163	----	----
58-164	4"	59-164	----	----
58-165	4-1/2"	59-165	----	----
58-166	5"	59-166	----	----
58-167	5-1/2"	59-167	----	----
58-168	6"	59-168	----	----
58-169	7"	59-169	----	----
58-170	8"	59-170	----	----
58-171	9"	59-171	----	----
58-172	10"	59-172	----	----
58-173	11"	59-173	----	----
58-174	12"	59-174	----	----

**SCHEDULE 80 EXTRA HEAVY NIPPLES  
3" DIAMETER**



Galvanized		Black		
Part #	Length	Part #		
58-200	Close (2-5/8")	59-200	----	----
58-201	3"	59-201	----	----
58-202	3-1/2"	59-202	----	----
58-203	4"	59-203	----	----
58-204	4-1/2"	59-204	----	----
58-205	5"	59-205	----	----
58-206	5-1/2"	59-206	----	----
58-207	6"	59-207	----	----
58-208	7"	59-208	----	----
58-209	8"	59-209	----	----
58-210	9"	59-210	----	----
58-211	10"	59-211	----	----
58-212	11"	59-212	----	----
58-213	12"	59-213	----	----

**SCHEDULE 80 EXTRA HEAVY NIPPLES  
2-1/2" DIAMETER**



Galvanized		Black		
Part #	Length	Part #		
58-180	Close (2-1/2")	59-180	----	----
58-181	3"	59-181	----	----
58-182	3-1/2"	59-182	----	----
58-183	4"	59-183	----	----
58-184	4-1/2"	59-184	----	----
58-185	5"	59-185	----	----
58-186	5-1/2"	59-186	----	----
58-187	6"	59-187	----	----
58-188	7"	59-188	----	----
58-189	8"	59-189	----	----
58-190	9"	59-190	----	----
58-191	10"	59-191	----	----
58-192	11"	59-192	----	----
58-193	12"	59-193	----	----

**SCHEDULE 80 EXTRA HEAVY NIPPLES  
4" DIAMETER**



Galvanized		Black		
Part #	Length	Part #		
58-220	Close (2-7/8")	59-220	----	----
58-221	4"	59-221	----	----
58-222	4-1/2"	59-222	----	----
58-223	5"	59-223	----	----
58-224	5-1/2"	59-224	----	----
58-225	6"	59-225	----	----
58-226	7"	59-226	----	----
58-227	8"	59-227	----	----
58-228	9"	59-228	----	----
58-229	10"	59-229	----	----
58-230	11"	59-230	----	----
58-231	12"	59-231	----	----



**STEEL NIPPLES****BLACK EXTRA HEAVY SCH80 SEAMLESS****SCHEDULE 80 SEAMLESS NIPPLES  
1/8" DIAMETER**

Part #	Length	List Price
72-001	X Close (3/4")	----
72-002	x 1-1/2"	----
72-003	x 2"	----
72-004	x 2-1/2"	----
72-005	x 3"	----
72-006	x 3-1/2"	----
72-007	x 4"	----
72-008	x 4-1/2"	----
72-009	x 5"	----
72-010	x 5-1/2"	----
72-011	x 6"	----

**SCHEDULE 80 SEAMLESS NIPPLES  
1/4" DIAMETER**

Part #	Length	List Price
72-020	X Close (7/8")	----
72-021	x 1-1/2"	----
72-022	x 2"	----
72-023	x 2-1/2"	----
72-024	x 3"	----
72-025	x 3-1/2"	----
72-026	x 4"	----
72-027	x 4-1/2"	----
72-028	x 5"	----
72-029	x 5-1/2"	----
72-030	x 6"	----

**SCHEDULE 80 SEAMLESS NIPPLES  
3/8" DIAMETER**

Part #	Length	List Price
72-040	X Close (1")	----
72-041	x 1-1/2"	----
72-042	x 2"	----
72-043	x 2-1/2"	----
72-044	x 3"	----
72-045	x 3-1/2"	----
72-046	x 4"	----
72-047	x 4-1/2"	----
72-048	x 5"	----
72-049	x 5-1/2"	----
72-050	x 6"	----

**SCHEDULE 80 SEAMLESS NIPPLES  
1/2" DIAMETER**

Part #	Length	List Price
72-060	X Close (1-1/8")	----
72-061	x 1-1/2"	----
72-062	x 2"	----
72-063	x 2-1/2"	----
72-064	x 3"	----
72-065	x 3-1/2"	----
72-066	x 4"	----
72-067	x 4-1/2"	----
72-068	x 5"	----
72-069	x 5-1/2"	----
72-070	x 6"	----

**SCHEDULE 80 SEAMLESS NIPPLES  
3/4" DIAMETER**

Part #	Length	List Price
72-080	X Close (1-3/8")	----
72-081	x 1-1/2"	----
72-082	x 2"	----
72-083	x 2-1/2"	----
72-084	x 3"	----
72-085	x 3-1/2"	----
72-086	x 4"	----
72-087	x 4-1/2"	----
72-088	x 5"	----
72-089	x 5-1/2"	----
72-090	x 6"	----

**SCHEDULE 80 SEAMLESS NIPPLES  
1" DIAMETER**

Part #	Length	List Price
72-100	X Close (1-1/2")	----
72-101	x 2"	----
72-102	x 2-1/2"	----
72-103	x 3"	----
72-104	x 3-1/2"	----
72-105	x 4"	----
72-106	x 4-1/2"	----
72-107	x 5"	----
72-108	x 5-1/2"	----
72-109	x 6"	----

**SCHEDULE 80 SEAMLESS NIPPLES  
1-1/4" DIAMETER**



Part #	Length	List Price
72-120	X Close (1-5/8")	----
72-121	x 2"	----
72-122	x 2-1/2"	----
72-123	x 3"	----
72-124	x 3-1/2"	----
72-125	x 4"	----
72-126	x 4-1/2"	----
72-127	x 5"	----
72-128	x 5-1/2"	----
72-129	x 6"	----

**SCHEDULE 80 SEAMLESS NIPPLES  
1-1/2" DIAMETER**



Part #	Length	List Price
72-140	X Close (1-3/4")	----
72-141	x 2"	----
72-142	x 2-1/2"	----
72-143	x 3"	----
72-144	x 3-1/2"	----
72-145	x 4"	----
72-146	x 4-1/2"	----
72-147	x 5"	----
72-148	x 5-1/2"	----
72-149	x 6"	----

**SCHEDULE 80 SEAMLESS NIPPLES  
2" DIAMETER**



Part #	Length	List Price
72-160	X Close (2")	----
72-161	x 2-1/2"	----
72-162	x 3"	----
72-163	x 3-1/2"	----
72-164	x 4"	----
72-165	x 4-1/2"	----
72-166	x 5"	----
72-167	x 5-1/2"	----
72-168	x 6"	----

**SCHEDULE 80 SEAMLESS NIPPLES  
2-1/2" DIAMETER**



Part #	Length	List Price
72-180	X Close (2-1/2")	----
72-181	x 3"	----
72-182	x 3-1/2"	----
72-183	x 4"	----
72-184	x 4-1/2"	----
72-185	x 5"	----
72-186	x 5-1/2"	----
72-187	x 6"	----

**SCHEDULE 80 SEAMLESS NIPPLES  
3" DIAMETER**



Part #	Length	List Price
72-200	X Close (2-5/8")	----
72-201	x 3"	----
72-202	x 3-1/2"	----
72-203	x 4"	----
72-204	x 4-1/2"	----
72-205	x 5"	----
72-206	x 5-1/2"	----
72-207	x 6"	----

**SCHEDULE 80 SEAMLESS NIPPLES  
4" DIAMETER**



Part #	Length	List Price
72-220	X Close (2-7/8")	----
72-223	x 4"	----
72-224	x 4-1/2"	----
72-225	x 5"	----
72-226	x 5-1/2"	----
72-227	x 6"	----

## MALLEABLE FITTINGS

## EXTRA HEAVY 300# MALLEABLE IRON

300 LB Fittings ASTM: A197 ANSI: B16.3, B16.4  
**90° ELBOWS**



Galvanized

Black

Part #	Size	Part #	Size
68-101	1/4"	69-101	1/4"
68-102	3/8"	69-102	3/8"
68-103	1/2"	69-103	1/2"
68-104	3/4"	69-104	3/4"
68-105	1"	69-105	1"
68-106	1-1/4"	69-106	1-1/4"
68-107	1-1/2"	69-107	1-1/2"
68-108	2"	69-108	2"

### 45° ELBOWS



Galvanized

Black

Part #	Size	Part #	Size
68-181	1/4"	69-181	1/4"
68-182	3/8"	69-182	3/8"
68-183	1/2"	69-183	1/2"
68-184	3/4"	69-184	3/4"
68-185	1"	69-185	1"
68-186	1-1/4"	69-186	1-1/4"
68-187	1-1/2"	69-187	1-1/2"
68-188	2"	69-188	2"

### 90° STREET ELBOWS



Galvanized

Black

Part #	Size	Part #	Size
68-161	1/4"	69-161	1/4"
68-162	3/8"	69-162	3/8"
68-163	1/2"	69-163	1/2"
68-164	3/4"	69-164	3/4"
68-165	1"	69-165	1"
68-166	1-1/4"	69-166	1-1/4"
68-167	1-1/2"	69-167	1-1/2"
68-168	2"	69-168	2"

### TEES



Galvanized

Black

Part #	Size	Part #	Size
68-252	3/8"	69-252	3/8"
68-253	1/2"	69-253	1/2"
68-254	3/4"	69-254	3/4"
68-255	1"	69-255	1"
68-256	1-1/4"	69-256	1-1/4"
68-257	1-1/2"	69-257	1-1/2"
68-258	2"	69-258	2"

300 LB Fittings ASTM: A197 ANSI: B16.3, B16.4  
**COUPLINGS**



Galvanized

Black

Part #	Size	Part #	Size
68-411	1/4"	69-411	1/4"
68-412	3/8"	69-412	3/8"
68-413	1/2"	69-413	1/2"
68-414	3/4"	69-414	3/4"
68-415	1"	69-415	1"
68-416	1-1/4"	69-416	1-1/4"
68-417	1-1/2"	69-417	1-1/2"
68-418	2"	69-418	2"

### REDUCING COUPLING



Galvanized

Black

Part #	Size	Part #	Size
68-432	3/8 x 1/4"	69-432	3/8 x 1/4"
68-434	1/2 x 1/4"	69-434	1/2 x 1/4"
68-435	1/2 x 3/8"	69-435	1/2 x 3/8"
68-438	3/4 x 1/2"	69-438	3/4 x 1/2"
68-441	1 x 1/2"	69-441	1 x 1/2"
68-442	1 x 3/4"	69-442	1 x 3/4"

### CAPS



Galvanized

Black

Part #	Size	Part #	Size
68-471	1/4"	69-471	1/4"
68-472	3/8"	69-472	3/8"
68-473	1/2"	69-473	1/2"
68-474	3/4"	69-474	3/4"
68-475	1"	69-475	1"
68-476	1-1/4"	69-476	1-1/4"
68-477	1-1/2"	69-477	1-1/2"
68-478	2"	69-478	2"

### UNIONS



Galvanized

Black

Part #	Size	Part #	Size
68-600	1/8"	69-600	1/8"
68-601	1/4"	69-601	1/4"
68-602	3/8"	69-602	3/8"
68-603	1/2"	69-603	1/2"
68-604	3/4"	69-604	3/4"
68-605	1"	69-605	1"
68-606	1-1/4"	69-606	1-1/4"
68-607	1-1/2"	69-607	1-1/2"
68-608	2"	69-608	2"

More sizes available...just ask!

NIPPLES & FITTINGS

**3000 LB FORGED STEEL THREADED FITTINGS**

**ASTM: A105 ANSI: B16.11**

**90° ELBOWS**



Part #	Size	
101-103	1/2"	----
101-104	3/4"	----
101-105	1"	----
101-106	1-1/4"	----
101-107	1-1/2"	----
101-108	2"	----

**CROSS**



Part #	Size	
101-393	1/2"	----
101-394	3/4"	----
101-395	1"	----
101-396	1-1/4"	----
101-397	1-1/2"	----
101-398	2"	----

**COUPLINGS**



Part #	Size	
101-413	1/2"	----
101-414	3/4"	----
101-415	1"	----
101-416	1-1/4"	----
101-417	1-1/2"	----
101-418	2"	----

**STREET ELBOWS**



Part #	Size	
101-163	1/2"	----
101-164	3/4"	----
101-165	1"	----
101-166	1-1/4"	----
101-167	1-1/2"	----
101-168	2"	----

**HALF COUPLINGS**



Part #	Size	
101-773	1/2"	----
101-774	3/4"	----
101-775	1"	----
101-776	1-1/4"	----
101-777	1-1/2"	----
101-778	2"	----

**REDUCING COUPLINGS**

Part #	Size	
101-435	1/2" x 3/8"	----
101-434	1/2" x 1/4"	----
101-438	3/4" x 1/2"	----
101-437	3/4" x 3/8"	----
101-442	1" x 3/4"	----
101-441	1" x 1/2"	----
101-440	1" x 3/8"	----
101-446	1-1/4" x 1"	----
101-445	1-1/4" x 3/4"	----
101-444	1-1/4" x 1/2"	----
101-443	1-1/4" x 3/8"	----
101-450	1-1/2" x 1-1/4"	----
101-449	1-1/2" x 1"	----
101-447	1-1/2" x 1/2"	----
101-454	2" x 1-1/2"	----
101-453	2" x 1-1/4"	----
101-452	2" x 1"	----
101-451	2" x 3/4"	----
101-458	2" x 1/2"	----

**45° ELBOWS**



Part #	Size	
101-183	1/2"	----
101-184	3/4"	----
101-185	1"	----
101-186	1-1/4"	----
101-187	1-1/2"	----
101-188	2"	----

**CAPS**



Part #	Size	
101-473	1/2"	----
101-474	3/4"	----
101-475	1"	----
101-476	1-1/4"	----
101-477	1-1/2"	----
101-478	2"	----

**TEES**



Part #	Size	
101-253	1/2"	----
101-254	3/4"	----
101-255	1"	----
101-256	1-1/4"	----
101-257	1-1/2"	----
101-258	2"	----

3000lb socket weld fittings available on special basis. See our website.

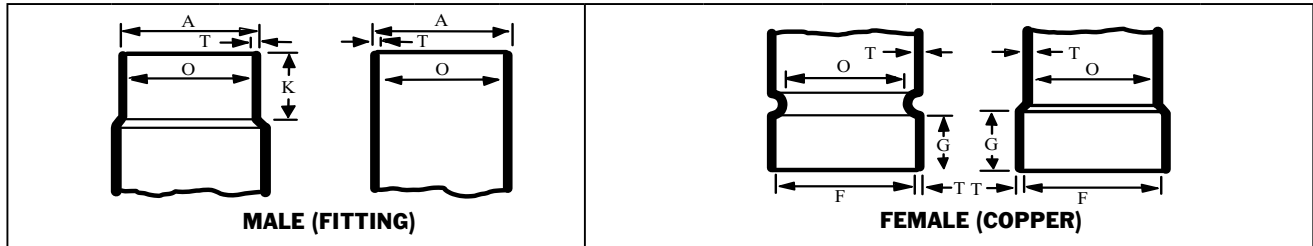
2000 and 6000 lb threaded and socketweld fittings available on special order basis. See our website.

**UNIONS**



Part #	Size	
101-603	1/2"	----
101-604	3/4"	----
101-605	1"	----
101-606	1-1/4"	----
101-607	1-1/2"	----
101-608	2"	----

*More sizes available...just ask!*



Nominal Size	Joint Ends										Metal Thickness T (in)	Inside Diameter O (in)
	Male End					Female End						
	Outside Diameter (A) in	Average Tolerance (mm)	Actual MIN in	O.D. MAX in	Length (Min) H (in)	Inside Diameter F (in)	Average Tolerance (mm)	Actual MIN in	O.D. MAX in	Length (Min) G (in)		
1/8	2/8	0.03	2/8	2/8	3/8	2/8	0.03	2/8	2/8	3/8	0	2/8
1/4	3/8		3/8	3/8	3/8	3/8		3/8	3/8	3/8	0	2/8
3/8	4/8		4/8	4/8	3/8	4/8		4/8	4/8	3/8	0	3/8
1/2	5/8		5/8	5/8	4/8	5/8		5/8	5/8	3/8	0	4/8
5/8	6/8		6/8	6/8	5/8	6/8		6/8	6/8	5/8	0	4/8
3/4	7/8		7/8	7/8	6/8	7/8		7/8	7/8	5/8	0	5/8
1	1-1/8	0.04	1-1/8	1-1/8	7/8	1-1/8	0.04	1-1/8	1-1/8	7/8	0	7/8
1-1/4	1-3/8		1-3/8	1-3/8	1	1-3/8		1-3/8	1-3/8	1	0	1-1/8
1-1/2	1-5/8	0.05	1-5/8	1-5/8	1-1/8	1-5/8	0.05	1-5/8	1-5/8	1-1/8	0	1-3/8
2	2-1/8		2-1/8	2-1/8	1-3/8	2-1/8		2-1/8	2-1/8	1-2/8	0	1-6/8
2-1/2	2-5/8		2-5/8	2-5/8	1-4/8	2-5/8		2-5/8	2-5/8	1-4/8	1/8	2-1/8
3	3-1/8		3-1/8	2-1/8	1-6/8	3-1/8		3-1/8	3-1/8	1-5/8	1/8	2-5/8
4	4-1/8	0.08	4-1/8	4-1/8	2-1/8	4-1/8	0.08	4-1/8	4-1/8	2-1/8	1/8	3-4/8
5	5-1/8		1-1/8	5-1/8	2-6/8	5-1/8		5-1/8	5-1/8	2-5/8	1/8	4-5/8
6	6-1/8		6-1/8	6-1/8	3-2/8	6-1/8		6-1/8	6-1/8	3-1/8	1/8	5-6/8
8	8-1/8		8-1/8	8-1/8	4-1/8	8-1/8		8-1/8	8-1/8	3-7/8	1/8	7-4/8
10	10-1/8	0.35	10-1/8	10-1/8	4-4/8	10-2/8	0.35	10-1/8	10-2/8	4-3/8	2/8	9-2/8

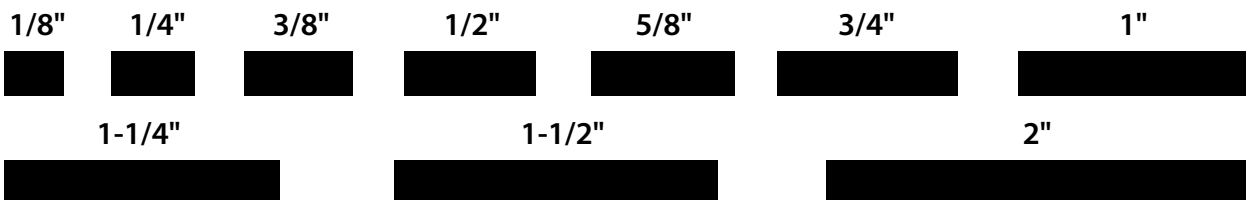
**NIPPLES & FITTINGS**

**Symbol of Joint Ends**

- C** Solder joint fitting end made to receive copper tube diameter
- Ftg.** Solder joint fitting end made to copper tube diameter
- F** Internal ANSI Standard Taper Pipe Thread-Female
- M** External ANSI Standard Taper Pipe Thread-Male

**The above conforms to ASTM B 88 & ASTM B 306**

**Warranty:** Seller warrants that all fittings will be free from defects in materials and construction that will impair their usefulness, provided they are used as recommended. Any fitting that proves to be defective will be replaced or a credit issued but no incidental labor charges, expenses or damages will be allowed.



**90° Ell C x C**



WE-500-R  
607-R  
107-C

Part#	Nominal	Approx Net Wt.	
77-100	1/8"	0.01	----
77-101	1/4"	0.01	----
77-102	3/8"	0.03	----
77-103	3/8" x 1/4"	0.03	----
77-104	1/2"	0.04	----
77-105	1/2"x3/8"	-	----
77-107	5/8"	0.07	----
77-108	3/4"	0.09	----
77-109	3/4" x 1/2"	0.12	----
77-110	1"	0.17	----
77-111	1"x3/4"	0.23	----
77-112	1"x1/2"	0.23	----
77-113	1-1/4"	0.27	----
77-114	1-1/2"	0.41	----
77-116	2"	0.73	----
77-117	2"x1 -1/2"	0.73	----
77-118	2-1/2"	1.16	----
77-119	3"	1.87	----
77-120	4"	3.79	----

**90° Street Ell  
Ftg. x C**



77-124	1/4"	0.01	----
77-125	3/8"	0.03	----
77-126	1/2"	0.05	----
77-127	5/8"	0.07	----
77-128	3/4"	0.12	----
77-129	1"	0.22	----
77-130	1-1/4"	0.33	----
77-131	1-1/2"	0.45	----
77-132	2"	0.87	----
77-134	3"	1.93	----

**90° Long Turn Ell  
C x C**



WE-500-L  
607-LT  
107-L

77-139	1/8"	0.01	----
77-140	1/4"	0.02	----
77-141	5/16"	0.03	----
77-142	3/8"	0.04	----
77-143	1/2"	0.06	----
77-144	5/8"	0.10	----
77-145	3/4"	0.15	----

**90° Long Turn  
Street Ell  
Ftg. x C**



WE-503-L  
607-2LT

77-152	1/8"	0.01	----
77-153	1/4"	0.22	----
77-154	3/8"	0.04	----
77-155	1/2"	0.06	----
77-156	5/8"	0.11	----
77-157	3/4"	0.15	----

See copper fitting brushes on page 294.

# COPPER FITTINGS

# WROT SOLDER JOINT

## 45° ELL C x C

WE-504  
606  
106



Part#	Nominal	Approx Net Wt.	
77-161	1/8"	0.01	----
77-162	1/4"	0.01	----
77-163	3/8"	0.02	----
77-164	1/2"	0.04	----
77-165	5/8"	0.06	----
77-166	3/4"	0.10	----
77-167	1"	0.19	----
77-168	1-1/4"	0.27	----
77-169	1-1/2"	0.39	----
77-170	2"	0.75	----
77-171	2-1/2"	1.23	----

## Street 45° Ftg. x C


WE-505  
606-2



77-177	1/4"	0.01	----
77-178	3/8"	0.02	----
77-179	1/2"	0.06	----
77-180	5/8"	0.06	----
77-181	3/4"	0.10	----
77-182	1"	0.18	----
77-183	1-1/4"	0.27	----
77-184	1-1/2"	0.38	----
77-185	2"	0.75	----

## Coupling (Socket) w/Rolled Tube Stop C x C

WC-400  
100



77-201	1/8"	0.01	----
77-202	1/4"	0.01	----
77-203	3/8"	0.02	----
77-204	1/2"	0.03	----
77-205	5/8"	0.04	----
77-206	3/4"	0.06	----
77-207	1"	0.10	----
77-208	1-1/4"	0.15	----
77-209	1-1/2"	0.22	----
77-210	2"	0.39	----
77-211	2-1/2"	0.71	----
77-212	3"	0.98	----
77-214	4"	2.01	----

## Coupling (Socket) Less Tube Stop C x C

WC-400NS  
601



77-219	1/8"	0.01	----
77-220	1/4"	0.01	----
77-222	1/2"	0.03	----
77-223	3/4"	0.06	----
77-224	1"	0.10	----
77-225	1-1/4"	0.15	----
77-226	1-1/2"	0.22	----
77-227	2"	0.39	----

# WROT SOLDER JOINT

# COPPER FITTINGS

**Coupling (Socket)  
w/Dimpled Tube Stop  
C x C**



WC-400S

Part#	Nominal	Approx Net Wt.	
77-238	1/2"	0.03	----
77-240	3/4"	0.06	----
77-241	1"	0.10	----
77-242	1-1/4"	0.15	----
77-244	2"	0.39	----
77-247	4"	2.01	----

**Reducer Coupling  
w/ Stop  
C x C**



WC-400R  
600-R

77-252	1/4" x 1/8"	0.01	----
77-253	3/8" x 1/4"	0.02	----
77-255	1/2" x 3/8"	0.03	----
77-256	1/2" x 1/4"	0.03	----
77-258	5/8" x 1/2"	0.04	----
77-262	3/4" x 1/2"	0.06	----
77-263	3/4" x 3/8"	0.06	----
77-264	3/4" x 1/4"	0.06	----
77-265	1"x3/4"	0.12	----
77-267	1"x1/2"	0.10	----
77-268	1-1/4" x 1"	0.17	----
77-269	1 -1/4" x 3/4"	0.17	----
77-270	1 -1/4" x 1/2"	0.14	----
77-271	1-1/2" x 1-1/4"	0.24	----
77-272	1-1/2" x1"	0.24	----
77-273	1 -1/2" x 3/4"	0.25	----
77-274	1-1/2" x 1/2"	0.19	----
77-275	2" x 1-1/2"	0.42	----
77-276	2 x 1-1/4"	0.46	----
77-277	2" x 1"	0.48	----
77-280	2-1/2"x2"	0.79	----
77-284	3" x 2-1/2"	1.15	----

**Fitting Reducer  
Ftg. x C**



WC-403  
600-2

77-291	3/8" x 1/4"	0.02	----
77-292	3/8" x 1/8"	0.01	----
77-294	1/2" x 1/4"	0.03	----
77-295	5/8" X 1/2"	0.03	----
77-296	3/4" x 5/8"	0.08	----
77-297	3/4" x 1/2"	0.06	----
77-298	3/4" x 3/8"	0.05	----
77-299	3/4" X 1/4"	0.05	----
77-300	1"x3/4"	0.11	----
77-352	1" x 1/2"	0.10	----
77-354	1-1/4" x1"	0.17	----
77-355	1 -1/4" x 3/4"	0.15	----
77-356	1 -1/4" x 1/2"	0.14	----
77-357	1 -1/2" X 1-1/4"	0.21	----
77-358	1-1/2"x1"	0.22	----
77-359	1 -1/2" x 3/4"	0.21	----
77-360	1 -1/2" x 1/2"	0.21	----
77-361	2" x 1-1/2"	0.39	----
77-362	2" x 1 -1/4"	0.38	----
77-363	2" x 1"	0.40	----
77-364	2" x 3/4"	0.39	----
77-365	2" x 1/2"	0.44	----
77-370	3" x 2-1/2"	0.93	----

NIPPLES & FITTINGS



**Flush Bushing**  
Ftg. x C  
WC-106  
618



Part#	Nominal	Approx Net Wt.	
77-382	3/4" x 1/2"	0.08	----
77-383	3/4" x 5/8"	0.04	----
77-385	1" x 3/4"	0.13	----
77-387	1" x 1/2"	0.22	----
77-389	1-1/4" x 3/4"	0.30	----
77-391	1-1/2" x 1-1/4"	0.22	----
77-392	2" x 1-1/2"	0.68	----

**Male Adapter**  
C x M  
WC-401  
604



77-393	1/8"	0.02	----
77-394	1/4"	0.03	----
77-395	1/4" x 1/2"	0.09	----
77-396	1/4"x3/8"	0.06	----
77-397	1/4" x 1/8"	0.02	----
77-398	3/8"	0.06	----
77-401	1/2"	0.08	----
77-303	1/2"x3/4"	0.16	----
77-306	3/4"	0.14	----
77-307	3/4" x 1"	0.29	----
77-309	1"	0.24	----
77-312	1"x3/4"	0.18	----
77-314	1-1/4"	0.41	----
77-318	1-1/2"	0.50	----
77-320	1-1/2" x 1-1/4"	0.44	----
77-322	2"	0.87	----

**Fitting Male Adapters**  
Ftg. x M

WC-404  
604-2



77-331	1/2"	0.09	----
77-332	1/2" x 3/4"	0.15	----
77-333	3/4"	0.15	----
77-335	1-1/4"	0.41	----
77-337	2"	0.86	----

Can't find it here? Ask us for price & availability.

The way to succeed is to double your error rate.

- Thomas J. Watson

# WROT SOLDER JOINT

# COPPER FITTINGS

Part#	Nominal	Approx Net Wt.	
77-338	1/8"	0.03	----
77-339	1/4"	0.04	----
77-340	3/8"	0.06	----
77-341	3/8" x 1/2"	0.10	----
77-343	1/2"	0.10	----
77-345	1/2" x 3/4"	0.15	----
77-346	1/2"x3/8"	0.70	----
77-347	1/2" x 1/4"	0.05	----
77-349	3/4"	0.14	----
77-351	3/4" x 1/2"	0.11	----
77-402	1"	0.24	----
77-404	1"x3/4"	0.22	----
77-405	1"x 1/2"	0.29	----
77-406	1-1/4"	0.43	----
77-407	1-1/4" x 1-1/2"	0.52	----
77-409	1 -1/4" x 3/4"	0.26	----
77-410	1-1/2"	0.58	----
77-413	2"	0.74	----
77-416	3"	1.83	----

**Female Adapters**  
**C x F**  
 WC402  
 603  
 WC402R  
 603R



**NIPPLES & FITTINGS**

**Fitting Female Adapt.**  
**Ftg. x F**



WC405  
603-2

WC405R  
603R

77-419	3/8"	0.05	----
77-420	1/2"	0.11	----
77-423	3/4"	0.19	----
77-424	1"	0.25	----
77-426	1-1/2"	0.55	----
77-427	2"	0.68	----

**Cap**

WC-415  
617



77-428	1/8"	0.003	----
77-429	1/4"	0.01	----
77-430	3/8"	0.01	----
77-431	1/2"	0.02	----
77-432	5/8"	0.03	----
77-433	3/4"	0.04	----
77-434	1"	0.08	----
77-435	1-1/4"	0.11	----
77-436	1-1/2"	0.18	----
77-437	2"	0.30	----

**Unions C x C**  
 WC-407



77-452	1/8"	0.13	----
77-453	1/4"	0.11	----
77-454	3/8"	0.11	----
77-455	1/2"	0.17	----
77-456	3/4"	0.37	----
77-457	1"	0.51	----

**U-Type Strap**  
 WS-1100



77-458	1/8"	0.01	----
77-459	1/4"	0.02	----
77-460	3/8"	0.02	----
77-461	1/2"	0.03	----
77-462	3/4"	0.03	----
77-463	1"	0.04	----
77-464	1-1/4"	0.04	----
77-465	1-1/2"	0.05	----
77-466	2"	0.06	----



Part#	Nominal	Approx Net Wt.	
77-467	1/8"	0.02	----
77-468	1/4"	0.03	----
77-470	3/8"	0.05	----
77-473	1/2"	0.08	----
77-474	1/2"x1/2"x1"	-	----
77-481	5/8"	-	----
77-483	3/4"	0.18	----
77-485	3/4"x3/4"x1"	0.25	----
77-486	3/4" x 3/4" x 1/2"	0.15	----
77-488	3/4" x 1/2" x 3/4"	0.19	----
77-489	3/4"x1/2"x1/2"	0.15	----
77-490	1"	0.35	----
77-492	1"x1"x 1-1/4"	0.64	----
77-493	1"x1"x3/4"	0.29	----
77-496	1"x1"x1/2"	0.24	----
77-498	1"x3/4"x1"	0.38	----
77-499	1"x3/4"x3/4"	0.31	----
77-500	1"x3/4"x1/2"	0.27	----
77-501	1"x1/2"x1"	0.34	----
77-502	1"x1/2"x3/4"	0.34	----
77-504	1-1/4"	0.58	----
77-506	1 -1/4" x1 -1/4" x 1-1/2"	0.79	----
77-507	1-1/4"x1-1/4"x1"	0.47	----
77-508	1-1/4" x 1-1/4" x 3/4"	0.39	----
77-509	1-1/4"x1-1/4"x1/2"	0.33	----
77-510	1-1/4" x 1" x 1-1/4"	-	----
77-511	1-1/4" x 1"x1"	0.50	----
77-514	1 -1/4" x 3/4" x 1-1/4"	0.63	----
77-516	1-1/4"x3/4"x3/4"	-	----
77-518	1 -1/4"x 1/2" x 1-1/4"	-	----
77-519	1-1/2"	-	----
77-521	1-1/2"x1-1/2"x 1-1/4"	-	----
77-522	1-1/2" x 1-1/2" x1"	-	----
77-523	1 -1/2" x 1-1/2" x 3/4"	0.51	----
77-524	1 -1/2" x 1 -1/2" x 1/2"	0.46	----
77-543	2"	1.35	----
77-545	2" x 2" x 1-1/2"	1.17	----
77-546	2" x 2" x 1-1/4"	1.01	----
77-547	2"x2"x1"	0.99	----
77-548	2" x 2" x 3/4"	0.90	----
77-549	2"x2"x1/2"	0.77	----
77-554	2" x 1 -1/2" x 3/4"	1.40	----
77-556	2" x 1-1/4" x 1-1/4"	1.14	----
77-559	2"x1"x2"	1.34	----
77-560	2"x1"x1"	0.98	----
77-563	2-1/2"	2.21	----
77-585	3"x 3" x 2"	2.53	----
77-587	3" x 3" x 1-1/4"	2.18	----
77-588	3"x3"x1"	2.14	----

Machined Schedule 80 PVC nipples comply fully with ASTM D2464, threads conform to ASTM F1498, and the pipe is extruded from PVC 1120-1220 meeting ASTM D1784 and meets ASTM D1785, products standard 21-70



**1/2" DIAMETER**

Part #	Length	
55-060	X Close (1-1/8")	----
55-061	1-1/2"	----
55-062	2"	----
55-063	2-1/2"	----
55-064	3"	----
55-065	3-1/2"	----
55-066	4"	----
55-067	4-1/2"	----
55-068	5"	----
55-069	5-1/2"	----
55-070	6"	----
55-072	8"	----
55-076	12"	----
55-241	24"	----
55-243	36"	----

**3/4" DIAMETER**

Part #	Length	
55-080	X Close (1-3/8")	----
55-081	1-1/2"	----
55-082	2"	----
55-083	2-1/2"	----
55-084	3"	----
55-085	3-1/2"	----
55-086	4"	----
55-087	4-1/2"	----
55-088	5"	----
55-089	5-1/2"	----
55-090	6"	----
55-253	36"	----

**1" DIAMETER**

Part #	Length	
55-100	X Close (1-1/2")	----
55-101	2"	----
55-102	2-1/2"	----
55-103	3"	----
55-104	3-1/2"	----
55-105	4"	----
55-106	4-1/2"	----
55-107	5"	----
55-108	5-1/2"	----
55-109	6"	----
55-111	8"	----
55-115	12"	----

**1-1/4" DIAMETER**

Part #	Length	
55-120	X Close (1-5/8")	----
55-121	2"	----
55-122	2-1/2"	----
55-123	3"	----
55-124	3-1/2"	----
55-125	4"	----
55-126	4-1/2"	----
55-127	5"	----
55-128	5-1/2"	----
55-129	6"	----

**1-1/2" DIAMETER**

Part #	Length	
55-140	X Close (1-5/8")	----
55-141	2"	----
55-142	2-1/2"	----
55-143	3"	----
55-144	3-1/2"	----
55-145	4"	----
55-146	4-1/2"	----
55-147	5"	----
55-148	5-1/2"	----
55-149	6"	----

**2" DIAMETER**

Part #	Length	
55-160	X Close (2")	----
55-161	2-1/2"	----
55-162	3"	----
55-163	3-1/2"	----
55-164	4"	----
55-165	4-1/2"	----
55-166	5"	----
55-167	5-1/2"	----
55-168	6"	----
55-174	12"	----

*More sizes available...just ask!*

Action is the foundational key to all success.

**- Pablo Picasso**

**PLASTIC FITTINGS**

# PLASTIC FITTINGS


# PVC SCHEDULE 40 FITTINGS

## SLIP TEES




Part #	Size	List Price
55-710	1/2"	----
55-711	3/4"	----
55-712	3/4" x 3/4" x 1/2"	----
55-713	1"	----
55-714	1" x 1" x 1/2"	----
55-715	1" x 1" x 3/4"	----
55-716	1-1/4"	----
55-717	1-1/2"	----
55-718	2"	----
55-719	2-1/2"	----

## SLIP COUPLING



Part #	Size	List Price
55-736	1/2"	----
55-737	3/4"	----
55-738	1"	----
55-739	1-1/4"	----
55-740	1-1/2"	----
55-741	2"	----
55-742	2-1/2"	----
55-743	3"	----

## THREADED COUPLING



Part #	Size	List Price
55-950	1/2"	----
55-951	3/4"	----

History is the version of past events that people have decided to agree upon.

- Napoleon Bonaparte

## SLIP X FEMALE ADAPTER



Part #	Size	List Price
55-744	1/2"	----
55-812	1/2" x 1/4"	----
55-813	1/2" x 3/8"	----
55-745	3/4"	----
55-746	1"	----
55-747	1-1/4"	----
55-748	1-1/2"	----
55-749	2"	----
55-807	2-1/2"	----
55-804	3"	----

## MIP X ADAPTER



Part #	Size	List Price
55-750	1/2"	----
55-751	3/4"	----
55-752	1"	----
55-753	1-1/4"	----
55-754	1-1/2"	----
55-755	2"	----
55-808	2-1/2"	----
55-811	3"	----

## 90° SLIP ELBOW



Part #	Size	List Price
55-720	1/2"	----
55-721	3/4"	----
55-722	1"	----
55-723	1-1/4"	----
55-725	2"	----
55-726	2-1/2"	----
55-727	3"	----

PLASTIC FITTINGS

# PVC SCHEDULE 40 FITTINGS

# PLASTIC FITTINGS

## SLIP CAP



Part #	Size	List Price
55-756	1/2"	----
55-757	3/4"	----
55-758	1"	----
55-759	1-1/4"	----
55-760	1-1/2"	----
55-761	2"	----
55-762	2-1/2"	----
55-801	3"	----

## THREADED PIPE CAP



Part #	Size	List Price
55-763	1/2"	----
55-764	3/4"	----

## SLIP X FIP BUSHING



Part #	Size	List Price
55-805	1/2" x 1/4"	----
55-806	1/2" x 3/8"	----
55-781	3/4" x 1/2"	----
55-782	1" x 1/2"	----
55-783	1" x 3/4"	----
55-784	1-1/4" x 1/2"	----
55-785	1-1/4" x 3/4"	----
55-786	1-1/4" x 1"	----
55-803	1-1/2" x 1/2"	----
55-787	1-1/2" x 3/4"	----
55-788	1-1/2" x 1"	----
55-809	1-1/2" x 1-1/4"	----
55-810	2" x 1/2"	----
55-789	2" x 3/4"	----
55-790	2" x 1"	----
55-791	2" x 1-1/4"	----
55-792	2" x 1-1/2"	----
55-798	2-1/2" x 1-1/2"	----
55-796	2-1/2" x 2"	----
55-816	3" x 2"	----
55-780	3" x 2-1/2"	----

## 45° SLIP ELBOW



Part #	Size	List Price
55-728	1/2"	----
55-729	3/4"	----
55-730	1"	----
55-731	1-1/4"	----
55-732	1-1/2"	----
55-733	2"	----
55-734	2-1/2"	----
55-735	3"	----

## SLIP BUSHING



Part #	Size	List Price
55-765	3/4" x 1/2"	----
55-766	1" x 1/2"	----
55-767	1" x 3/4"	----
55-768	1-1/4" x 1/2"	----
55-769	1-1/4" x 3/4"	----
55-770	1-1/4" x 1"	----
55-815	1-1/2" x 1/2"	----
55-771	1-1/2" x 3/4"	----
55-772	1-1/2" x 1"	----
55-773	1-1/2" x 1-1/4"	----
55-774	2" x 1/2"	----
55-775	2" x 3/4"	----
55-776	2" x 1"	----
55-777	2" x 1-1/4"	----
55-778	2" x 1-1/2"	----
55-814	2-1/2" x 1-1/2"	----
55-779	2-1/2" x 2"	----
55-797	3" x 2"	----
55-802	3" x 2-1/2"	----

Never put off until tomorrow, what you can put off until the day after tomorrow.

- Mark Twain



**SLIP X SLIP 90° ELBOW**

Part #	Size	List Price
806-002	1/4"	----
806-003	3/8"	----
806-005	1/2"	----
806-007	3/4"	----
806-010	1"	----
806-012	1-1/4"	----
806-015	1-1/2"	----
806-020	2"	----
806-025	2-1/2"	----
806-030	3"	----
806-040	4"	----
806-060	6"	----



**FIP X FIP 90° ELBOW**

Part #	Size	List Price
808-002	1/4"	----
808-003	3/8"	----
808-005	1/2"	----
808-007	3/4"	----
808-010	1"	----
808-012	1-1/4"	----
808-015	1-1/2"	----
808-020	2"	----
808-025	2-1/2"	----
808-030	3"	----
808-040	4"	----



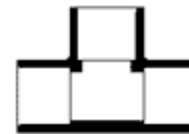
**SLIP X SLIP 45° ELBOW**

Part #	Size	List Price
817-002	1/4"	----
817-003	3/8"	----
817-005	1/2"	----
817-007	3/4"	----
817-010	1"	----
817-012	1-1/4"	----
817-015	1-1/2"	----
817-020	2"	----
817-025	2-1/2"	----
817-030	3"	----
817-040	4"	----
817-060	6"	----



**FIP X FIP 45° ELBOW**

Part #	Size	List Price
819-002	1/4"	----
819-003	3/8"	----
819-005	1/2"	----
819-007	3/4"	----
819-010	1"	----
819-012	1-1/4"	----
819-015	1-1/2"	----
819-020	2"	----
819-030	3"	----
819-040	4"	----



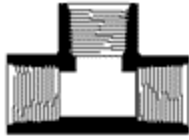
**SLIP X SLIP TEE**

Part #	Size	List Price
801-002	1/4"	----
801-003	3/8"	----
801-005	1/2"	----
801-007	3/4"	----
801-010	1"	----
801-012	1-1/4"	----
801-015	1-1/2"	----
801-020	2"	----
801-025	2-1/2"	----
801-030	3"	----
801-040	4"	----
801-060	6"	----

**PLASTIC FITTINGS**

It is more important to know where you are going than to get there quickly.

- Mabel Newcomber



**FIP X FIP TEE**

Part #	Size	List Price
805-002	1/4"	----
805-003	3/8"	----
805-005	1/2"	----
805-007	3/4"	----
805-010	1"	----
805-012	1-1/4"	----
805-015	1-1/2"	----
805-020	2"	----
805-025	2-1/2"	----
805-030	3"	----
805-040	4"	----



**SLIP X SLIP COUPLING**

Part #	Size	List Price
829-002	1/4"	----
829-003	3/8"	----
829-005	1/2"	----
829-007	3/4"	----
829-010	1"	----
829-012	1-1/4"	----
829-015	1-1/2"	----
829-020	2"	----
829-025	2-1/2"	----
829-030	3"	----
829-040	4"	----
829-060	6"	----

A complex system that does not work is invariably found to have evolved from a simpler system that worked just fine.

**- Murphy's Law of Computing**



**FIP X FIP COUPLING**

Part #	Size	List Price
830-002	1/4"	----
830-003	3/8"	----
830-005	1/2"	----
830-007	3/4"	----
830-010	1"	----
830-012	1-1/4"	----
830-015	1-1/2"	----
830-020	2"	----
830-030	3"	----
830-040	4"	----



**SLIP X SLIP REDUCING COUPLING**

Part #	Size	List Price
829-101	3/4" x 1/2"	----
829-130	1" x 1/2"	----
829-131	1" x 3/4"	----
829-168	1-1/4" x 1"	----
829-211	1-1/2" x 1"	----
829-212	1-1/2" x 1-1/4"	----
829-251	2 x 1-1/2"	----
829-338	3" x 2"	----
829-422	4" x 3"	----
829-532	6" x 4"	----



**FIP X FIP REDUCING COUPLING**

Part #	Size	List Price
830-052	3/8" x 1/4"	----
830-073	1/2" x 3/8"	----
830-101	3/4" x 1/2"	----
830-130	1" x 1/2"	----
830-131	1" x 3/4"	----
830-167	1-1/4" x 3/4"	----
830-168	1-1/4" x 1"	----
830-211	1-1/2" x 1"	----
830-212	1-1/2" x 1-1/4"	----
830-251	2" x 1-1/2"	----





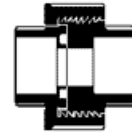
**MIP X SLIP ADAPTER**

Part #	Size	List Price
836002	1/4"	----
836003	3/8"	----
836005	1/2"	----
836007	3/4"	----
836010	1"	----
836012	1-1/4"	----
836015	1-1/2"	----
836020	2"	----
836025	2-1/2"	----
836030	3"	----
836040	4"	----



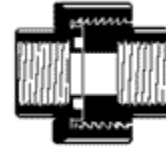
**MIP X FIP BUSHING**

Part #	Size	List Price
839041	1/4" x 1/8"	----
839050	3/8" x 1/8"	----
839052	3/8" x 1/4"	----
839072	1/2" x 1/4"	----
839073	1/2" x 3/8"	----
839099	3/4" x 3/8"	----
839101	3/4" x 1/2"	----
839130	1" x 1/2"	----
839131	1" x 3/4"	----
839166	1-1/4" x 1/2"	----
839167	1-1/4" x 3/4"	----
839168	1-1/4" x 1"	----
839209	1-1/2" x 1/2"	----
839210	1-1/2" x 3/4"	----
839211	1-1/2" x 1"	----
839212	1-1/2" x 1-1/4"	----
839247	2" x 1/2"	----
839248	2" x 3/4"	----
839249	2" x 1"	----
839250	2" x 1-1/4"	----
839251	2" x 1-1/2"	----
839338	3" x 2"	----
839420	4" x 2"	----
839422	4" x 3"	----



**SLIP X SLIP UNION**

Part #	Size	List Price
897002	1/4"	----
897003	3/8"	----
897005	1/2"	----
897007	3/4"	----
897010	1"	----
897012	1-1/4"	----
897015	1-1/2"	----
897020	2"	----
897025	2-1/2"	----
897030	3"	----
897040	4"	----



**FIP X FIP THREADED UNION**

Part #	Size	List Price
898002	1/4"	----
898003	3/8"	----
898005	1/2"	----
898007	3/4"	----
898010	1"	----
898012	1-1/4"	----
898015	1-1/2"	----
898020	2"	----
898025	2-1/2"	----
898030	3"	----
898040	4"	----



**SLIP PLUG**

Part #	Size	List Price
849005	1/2"	----
849007	3/4"	----
849010	1"	----
849012	1-1/4"	----
849015	1-1/2"	----
849020	2"	----
849025	2-1/2"	----
849030	3"	----
849040	4"	----



**MIP THREADED PLUG**

Part #	Size	List Price
850002	1/4"	----
850003	3/8"	----
850005	1/2"	----
850007	3/4"	----
850010	1"	----
850012	1-1/4"	----
850015	1-1/2"	----
850020	2"	----
850025	2-1/2"	----
850030	3"	----
850040	4"	----



**SLIP CAP**

Part #	Size	List Price
847002	1/4"	----
847003	3/8"	----
847005	1/2"	----
847007	3/4"	----
847010	1"	----
847012	1-1/4"	----
847015	1-1/2"	----
847020	2"	----
847025	2-1/2"	----
847030	3"	----
847040	4"	----
847060	6"	----



**FIP THREADED CAP**

Part #	Size	List Price
848002	1/4"	----
848003	3/8"	----
848005	1/2"	----
848007	3/4"	----
848010	1"	----
848012	1-1/4"	----
848015	1-1/2"	----
848020	2"	----
848025	2-1/2"	----
848030	3"	----
848040	4"	----



**FIP X FIP THREADED BALL VALVE**

Part #	Size	List Price
899000	1/2"	----
899001	3/4"	----
899002	1"	----
899003	1-1/4"	----
899004	1-1/2"	----
899005	2"	----
899006	2-1/2"	----
899007	3"	----
899008	4"	----



**SLIP X SLIP BALL VALVE**

Part #	Size	List Price
899050	1/2"	----
899051	3/4"	----
899052	1"	----
899053	1-1/4"	----
899054	1-1/2"	----
899055	2"	----
899056	2-1/2"	----
899057	3"	----
899058	4"	----

I like work: it fascinates me. I can sit and look at it for hours.

- Jerome K. Jerome

**AVAILABLE IN THREE TYPES OF PLASTIC**

**Add ( ) letter for type of plastic required**

**(W)** White Nylon- made from virgin grade formulated to resist physical stress and abrasion. This material meets F.D.A. requirements of Code of Federal Regulation part 177.1500 and is therefore suitable for food contact surfaces.

**Temperature Range:** -40°F to 200° F

**Working Pressure:** 125 PSI maximum.

**(B)** Black Polyethylene- made from a high molecular weight linear polyethylene formulated for chemical compatibility and high impact resistance at lower temperatures. Polyethylene is NSF approved for potable water.

**Temperature Range:** -65°F to 190°F

**Working Pressure:** 125 PSI maximum.

**(P)** Polypropylene- made from the finest polypropylene resins. Polypropylene is used for its resistance to a wide range of chemicals. Working pressures decrease as temperatures increase.

•NSF-approved materials

•FDA-approved materials

**Note: Do not use with compressed air or gas.**

**HEX HEAD PLUGS**



Part #	Size	B	P	W
28-601	1/8"	----	----	----
28-602	1/4"	----	----	----
28-603	3/8"	----	----	----
28-604	1/2"	----	----	----
28-605	3/4"	----	----	----
28-606	1"	----	----	----
28-607	1-1/4"	----	----	----
28-608	1-1/2"	----	----	----
28-609	2"	----	----	----

**PIPE CAP**



Part #	Size	W
28-640	1/4"	----
28-641	3/8"	----
28-642	1/2"	----
28-643	3/4"	----

Every generation laughs at the old fashions, but follows religiously the new.

**-Henry David Thoreau**

**HEX NIPPLES**



Part #	Size	B	P	W
28-611	1/8"	----	----	----
28-612	1/4"	----	----	----
28-613	3/8"	----	----	----
28-614	1/2"	----	----	----
28-615	3/4"	----	----	----
28-616	1"	----	----	----
28-617	1 1/4"	----	----	----

**REDUCER NIPPLES**



Part #	Size	B	P	W
28-620	1/4 x 1/8"	----	----	----
28-621	3/8 x 1/8"	----	----	----
28-622	3/8 x 1/4"	----	----	----
28-623	1/2 x 1/4"	----	----	----
28-624	1/2 x 3/8"	----	----	----
28-628	3/4 x 3/8"	----	----	----
28-625	3/4 x 1/2"	----	----	----
28-629	1 x 3/4"	----	----	----
28-631	1-1/4 x 3/4"	----	----	----
28-634	2 x 1-1/4"	----	----	----
28-635	3 x 2"	----	----	----

*More shapes and sizes available*

**HEX BUSHING**



Part #	Size	P	W
28-659	1/4 x 1/8"	----	----
28-660	3/8 x 1/8"	----	----
28-661	3/8 x 1/4"	----	----
28-663	1/2 x 1/4"	----	----
28-664	1/2 x 3/8"	----	----
28-665	3/4 x 1/8"	----	----
28-666	3/4 x 1/4"	----	----
28-667	3/4 x 3/8"	----	----
28-668	3/4 x 1/2"	----	----
28-671	1 x 1/2"	----	----
28-672	1 x 3/4"	----	----
28-674	1-1/4 x 3/4"	----	----
28-675	1-1/4 x 1"	----	----
28-678	1-1/2 x 3/4"	----	----
28-679	1-1/2 x 1"	----	----
28-680	1-1/2 x 1-1/4"	----	----
28-682	2 x 3/4"	----	----
28-683	2 x 1"	----	----

**ALL HOSE BARB "Y"**



Part #	Size	P*	W
33-300*	1/4"	----	----
33-301*	3/8"	----	----
33-302*	1/2"	----	----

*\*Natural Polypro*

**PLASTIC FITTINGS**

# PLASTIC PIPE

# PLASTIC FITTINGS

## ELBOW



Part #	Size	P	W
28-701	1/4"		----
28-702	3/8"	----	
28-703	1/2"		----
28-704	3/4"	----	
28-705	1"		----
28-706	1-1/4"		----

## STREET ELBOW



Part #	Size	P	W
28-720	1/4"		----
28-721	3/8"		----
28-723	1/2"	----	
28-724	3/4"		----
28-725	1"		----
28-726	1-1/4"		----

## TEE



Part #	Size	P	W
28-741	1/4"	----	----
28-742	3/8"	----	
28-743	1/2"	----	----
28-744	3/4"	----	----
28-745	1"		----
28-746	1-1/4"		----
28-747	1-1/2"		----

More shapes and sizes available

## COUPLING



Part #	Size	P	W
28-760	1/8"	----	----
28-761	1/4"	----	----
28-762	3/8"	----	----
28-763	1/2"	----	----
28-764	3/4"	----	----
28-765	1"		----
28-767	1-1/2"		----
28-768	2"		----

## HOSE BARB X FEMALE ADAPTERS



Hose ID x FIP

Part #	Size	B	P	W
33-053	1/4 x 1/4"	----		----
33-058	3/8 x 1/4"	----		----
33-059	3/8 x 3/8"			----
33-060	3/8 x 1/2"			----
33-062	1/2 x 3/8"		----	
33-061	1/2 x 1/2"			----
33-063	5/8 x 3/4"			----
33-064	3/4 x 1/2"			----

## MALE ADAPTERS



Hose ID x MIP

Part #	Size	B	P	W
33-002	3/16 x 1/8"	----		----
33-003	3/16 x 1/4"			----
33-004	1/4 x 1/8"	----		----
33-005	1/4 x 1/4"	----		----
33-006	1/4 x 3/8"	----		----
33-007	1/4 x 1/2"	----		----
33-380	1/4 x 3/4"			----
33-008	5/16 x 1/8"	----		----
33-009	5/16 x 1/4"	----		----
33-010	5/16 x 3/8"			----
33-011	3/8 X 1/8"			----
33-012	3/8 x 1/4"	----	----	----
33-013	3/8 x 3/8"	----		----
33-014	3/8 x 1/2"	----	----	----
33-026	3/8 x 3/4"	----		----
33-015	1/2 x 1/4"	----	----	----
33-016	1/2 x 3/8"	----	----	----
33-017	1/2 x 1/2"	----	----	----
33-018	1/2 x 3/4"	----	----	----
33-019	5/8 x 3/8"	----		----
33-020	5/8 x 1/2"	----	----	----
33-021	5/8 x 3/4"	----		----
33-022	3/4 x 1/2"	----	----	----
33-023	3/4 x 3/4"	----	----	----
33-000	3/4 x 1"			----
33-024	1 x 3/4"	----	----	----
33-025	1 x 1"	----	----	----
33-029	1 x 1-1/4"			----
33-028	1-1/4 x 1"			----
33-030	1-1/4 x 1-1/4"			----
33-032	1-1/4 x 1-1/2"			----
33-033	1-1/2 x 1-1/2"			----
33-035	2 x 2"			----

# PLASTIC FITTINGS

# PLASTIC PIPE

## HOSE BARB ADAPTERS -CONTINUED-

### ELBOWS



Hose ID x Male Pipe

Part #	Size	B	P	W
33-308	3/16 x 1/8	----		
33-381	3/16 x 1/4			----
33-038	1/4 x 1/8	----		----
33-039	1/4 x 1/4	----		----
33-309	1/4 x 3/8			----
33-040	5/16 x 1/4	----		----
33-310	5/16 x 3/8	----		----
33-046	3/8 x 1/8	----		----
33-041	3/8 x 1/4	----		----
33-042	3/8 x 3/8	----		----
33-047	3/8 x 1/2	----		----
33-384	3/8 x 3/4	----		----
33-048	1/2 x 1/4		----	----
33-043	1/2 x 3/8	----		----
33-311	1/2 x 1/2	----	----	----
33-385	1/2 x 3/4	----	----	----
33-044	5/8 x 3/8			----
33-045	5/8 x 1/2	----		----
33-312	5/8 x 3/4	----		----
33-313	3/4 x 1/2	----	----	----
33-314	3/4 x 3/4	----	----	----
33-315	3/4 x 1			----
33-386	1x3/4			----
33-316	1 x 1	----	----	----
33-460	1 x 1-1/4			----
33-461	1-1/4 x 1-1/4		----	----
33-463	1-1/2 x 1-1/2		----	----
33-464	2 x 2			----

## HOSE BARB X FEMALE ELBOW



Hose ID x Female Pipe

Part #	Size	B	W
33-402	1/2 x 3/8		----
33-403	1/2 x 3/4		----
33-471	3/4 x 3/4		----

## UNION ELBOWS



Part #	Size	B	P	W
33-390	1/4	----		----
33-391	3/8	----		----
33-394	1/2	----		----
33-395	5/8	----	----	----
33-396	3/4	----	----	----
33-397	1			----
33-398	1-1/4			----
33-399	1-1/2			----
33-389	2			----

## REDUCING UNION ELBOWS

Part #	Size	W
33-392	1/2 X 1/4	----

## SPLICERS



Part #	Size	B	P	W
33-091	1/8	----		----
33-092	3/16	----		----
33-093	1/4	----		----
33-094	5/16			----
33-095	3/8	----	----	----
33-096	1/2	----	----	----
33-097	5/8	----		----
33-098	3/4	----	----	----
33-099	1			----
33-480	1-1/4			----
33-481	1-1/2			----
33-482	2			----

## REDUCER CONNECTORS

Part #	Size	B	W
33-406	3/8 x 1/4	----	----
33-407	1/2 x 1/4		----
33-408	1/2 x 3/8	----	----
33-409	5/8 x 3/8		----
33-410	5/8 x 1/2	----	----

## TEES BARBED ON ALL SIDES



Part #	Size	B	P	W
33-415	1/8	----		----
33-417	5/32			----
33-418*	3/16	----		----
33-420*	3/16	----		----
33-422	1/4	----		----
33-426	5/16	----		----
33-429	3/8	----	----	----
33-433	1/2	----		----
33-436	5/8	----		----
33-437	3/4	----		----
33-438	1	----		----
33-439	1-1/4			----
33-440	1-1/2		----	----
33-441	2			----

\* single barb

## REDUCING TEES

Part #	Size 3 x 1 x 2	B	W
33-416*	1/8 x 5/32 x 5/32		----
33-423	1/4 x 3/8 x 3/8	----	
33-424	1/4 x 1/2 x 1/2	----	----
33-430	3/8 x 1/2 x 1/2	----	----
33-431	3/8 x 5/8 x 5/8		----
33-432	1/2 x 3/8 x 3/8	----	----
33-435	1/2 x 3/4 x 3/4	----	----

\* single barb

## TEES



Part #	Size 1 & 2 x 3	B	W
33-448	1/4 x 1/4	----	----
33-450	3/8 x 1/4		----
33-451	3/8 x 3/8		----
33-453	1/2 x 1/4		----
33-454	1/2 x 3/8		----
33-456	3/4 x 3/4		----

More sizes available...just ask!

PLASTIC  
FITTINGS

# PLASTIC GARDEN HOSE & COMPRESSION

# PLASTIC FITTINGS

## PLASTIC GARDEN HOSE FITTINGS

FITTINGS WITH GARDEN HOSE THREAD

### GARDEN HOSE CAP



• White Nylon

Part #	Size	
30-103P	3/4"	----

### GARDEN HOSE NUT



• White Nylon

Part #	Size	
31-022	3/4"	----

### GARDEN HOSE ADAPTER INSERTS



• White Nylon

Part #	Size	
31-031	3/8"	----
31-032	1/2"	----
31-033	5/8"	----
31-034	3/4"	----

### GARDEN HOSE THREAD ADAPTERS



• White Nylon

Part #	Size	
31-040	1/2"	----
31-041	5/8"	----

More sizes available

## MALE GARDEN HOSE X FEMALE PIPE



• White Nylon

Part #	Size	
31-068	MGH X 1/2 FIP	----

## FEMALE GARDEN HOSE X MALE PIPE



• White Nylon

Part #	Size	
31-093	FGH X 3/4 MPT	----

## FEMALE GARDEN HOSE X FEMALE PIPE



• White Nylon

Part #	Size	
31-096	FGH X 1/2 FIP	----

## ADAPTERS GARDEN TO PIPE THREAD



• White Nylon

Part #	Size	
31-058	GHT X 1/2 MPT	----
31-063	GHT X 3/4 MPT	----

## PLASTIC COMPRESSION FITTINGS

Corrosion resistant thermoresins designed to resist vibration, provide good electrical insulation, low flow resistance, and resistance to scale buildup.

Add letter to the end of part no. to denote the type you prefer.

N = Nylon

P = Polypropylene

Standard nut and sleeves will be provided (sleeve is integral part of nut). Other sizes available upon request.

## UNION & REDUCING UNION CONNECTORS



Part #	Size	P	N
17-064	1/4"	----	----
17-065	5/16"	----	----
17-078	5/16" x 1/4"		----
17-066	3/8"	----	----
17-079	3/8" x 1/4"	----	----
17-068	1/2"	----	----
17-081	1/2" x 3/8"	----	

## BULKHEAD UNIONS



Part #	Size	
17-088N	1/4"	----
17-090N	3/8"	----
17-091N	1/2"	----

## UNION TEES



Part #	Size	P	N
17-103	1/4"	----	----
17-105	3/8"	----	----
17-106	1/2"	----	----

## UNION ELBOWS



Part #	Size	P	N
17-124	1/4"	----	----
17-126	3/8"	----	----
17-127	1/2"	----	

PLASTIC FITTINGS

**FEMALE CONNECTORS**



Part #	Tube x Female Pipe	P	N
17-145	1/4 x 1/8	----	
17-146	1/4 x 1/4		----
17-153	3/8 x 1/4	----	----
17-154	3/8 x 3/8	----	----
17-158	1/2 x 3/8	----	
17-159	1/2 x 1/2	----	

**MALE CONNECTORS**



Part #	Tube x Male Pipe	List Price	
		P	N
17-176	1/8 x 1/8		----
17-179	1/4 x 1/8	----	----
17-180	1/4 x 1/4	----	----
17-181	1/4 x 3/8	----	----
17-184	5/16 x 1/4		----
17-187	3/8 x 1/8	----	----
17-188	3/8 x 1/4	----	----
17-189	3/8 x 3/8	----	----
17-190	3/8 x 1/2	----	----
17-193	1/2 x 1/4	----	----
17-194	1/2 x 3/8	----	----
17-195	1/2 x 1/2	----	----

**MALE ELBOWS**



Part #	Tube x Male Pipe	P	N
17-224	1/4 x 1/8	----	----
17-225	1/4 x 1/4	----	----
17-226	1/4 x 3/8		----
17-229	5/16 x 1/4		----
17-233	3/8 x 1/4	----	----
17-234	3/8 x 3/8	----	----
17-237	1/2 x 3/8	----	----
17-238	1/2 x 1/2	----	----

**FEMALE ELBOWS**



Part #	Tube x Female Pipe	P	N
17-254	1/4 x 1/4	----	
17-258	3/8 x 1/4	----	----
17-259	3/8 x 3/8	----	----
17-262	1/2 x 3/8	----	
17-263	1/2 x 1/2	----	

**MALE RUN TEES**



Part #	Tube x Male Pipe	P
17-279	3/8 x 1/4	----
17-282	1/2 x 1/2	----

**MALE BRANCH TEES**



Part #	Tube x Male Pipe	P	N
17-291	1/4 x 1/8	----	
17-292	1/4 x 1/4	----	----
17-296	3/8 x 1/4	----	----
17-297	3/8 x 3/8	----	
17-299	1/2 x 3/8	----	

People often say that motivation doesn't last. Well, neither does bathing - that's why we recommend it daily.

- Zig Ziglar

1. DON'T SWEAT THE PETTY THINGS AND DON'T PET THE SWEATY THINGS.
2. ONE TEQUILA, TWO TEQUILA, THREE TEQUILA, FLOOR.
3. ATHEISM IS A NON-PROPHET ORGANIZATION.
4. IF MAN EVOLVED FROM MONKEYS AND APES, WHY DO WE STILL HAVE MONKEYS AND APES?
5. THE MAIN REASON THAT SANTA IS SO JOLLY IS BECAUSE HE KNOWS WHERE ALL THE BAD GIRLS LIVE.
6. I WENT TO A BOOKSTORE AND ASKED THE SALESWOMAN, "WHERE'S THE SELF- HELP SECTION?" SHE SAID IF SHE TOLD ME, IT WOULD DEFEAT THE PURPOSE.
7. WHAT IF THERE WERE NO HYPOTHETICAL QUESTIONS?
8. IF A DEAF CHILD SIGNS SWEAR WORDS, DOES HIS MOTHER WASH HIS HANDS WITH SOAP?
9. IF SOMEONE WITH MULTIPLE PERSONALITIES THREATENS TO KILL HIMSELF, IS IT CONSIDERED A HOSTAGE SITUATION?
10. IS THERE ANOTHER WORD FOR SYNONYM?
11. WHERE DO FOREST RANGERS GO TO "GET AWAY FROM IT ALL?"
12. WHAT DO YOU DO WHEN YOU SEE AN ENDANGERED ANIMAL EATING AN ENDANGERED PLANT?
13. IF A PARSLEY FARMER IS SUED, CAN THEY GARNISH HIS WAGES?
14. WOULD A FLY WITHOUT WINGS BE CALLED A WALK?
15. WHY DO THEY LOCK PETROL STATION BATHROOMS? ARE THEY AFRAID SOMEONE WILL CLEAN THEM?
16. IF A TURTLE DOESN'T HAVE A SHELL, IS HE HOMELESS OR NAKED?



**PLASTIC PUSH-IN TUBE FITTINGS**

**Fitting Working Specifications**

**Operating Temperature**  
33°F to 140°F ( 1°C to 60°C )

**Operating Pressure**  
Air: 0 - 150 lbs. psi.  
Liquid: 0 - 150 lbs. psi.  
Suitable for Vacuum

**Material Specifications**

- Bodies:** Food Grade, Acetal Copolymer or Polypropylene
- O'Rings:** Food Grade Nitrile Rubber or EPDM
- Collet:** Food Grade Acetal Copolymer, stainless steel teeth



**Fitting Tube Types**

**Plastic Tube:**

Polyethylene, nylon, polyurethane (for soft tubing or thin wall tube, tube supports are recommended).

**Braided Tube:**

For Braided Tube, the use of Tube to Hose Stems and Elbows is required. To retain braided tube on barbs, the use of clamps is also recommended.

Also available in metric sizes. Call order desk for details

**MALE CONNECTOR**



Part #	Tube OD	Thread NPTF	
20-050P	5/32"	1/8"	----
20-046P	5/32"	1/4"	----
20-052P	3/16"	1/8"	----
20-054P	1/4"	1/8"	----
20-055P	1/4"	1/4"	----
20-531P	5/16"	1/4"	----
20-056P	1/4"	3/8"	----
20-532P	5/16"	3/8"	----
20-057P	3/8"	1/8"	----
20-058P	3/8"	1/4"	----
20-059P	3/8"	3/8"	----
20-062P	3/8"	1/2"	----
20-061P	1/2"	3/8"	----
20-063P	1/2"	1/2"	----

*More sizes available upon request*

**UNION CONNECTOR**



Part #	Tube OD	
20-018P	5/32"	----
20-702P	3/16"	----
20-019P	1/4"	----
20-703P	5/16"	----
20-020P	3/8"	----
20-021P	1/2"	----

**CROSS**



Part #	Tube OD	
20-143P	3/8"	----

**REDUCING UNION**



Part #	Tube OD	Tube OD	
20-750P	1/4"	3/16"	----
20-751P	5/16"	5/32"	----
20-752P	5/16"	3/16"	----
20-753P	5/16"	1/4"	----
20-754P	3/8"	3/16"	----
20-755P	3/8"	1/4"	----
20-756P	3/8"	5/16"	----
20-757P	1/2"	5/16"	----
20-758P	1/2"	3/8"	----

**UNION ELBOW**



Part #	Tube OD	
20-151P	5/32"	----
20-704P	3/16"	----
20-152P	1/4"	----
20-155P	5/16"	----
20-153P	3/8"	----
20-154P	1/2"	----

I have never met a man so ignorant that I couldn't learn something from him.

**- Galileo Galilei**



## PLASTIC FITTINGS

## PLASTIC PUSH-IN

### REDUCING ELBOW



Part #	Tube OD	Tube OD	
20-730P	5/16"	5/32"	----
20-731P	5/16"	3/16"	----
20-732P	5/16"	1/4"	----
20-733P	3/8"	3/16"	----
20-734P	3/8"	1/4"	----
20-735P	3/8"	5/16"	----
20-736P	1/2"	3/8"	----

### FIXED ELBOW



Part #	Tube OD	Thread NPTF	
20-068P	1/4"	1/8"	----
20-069P	1/4"	1/4"	----
20-070P	1/4"	3/8"	----
20-072P	3/8"	1/4"	----
20-073P	3/8"	3/8"	----

### PLUG-IN ELBOW



Part #	Stem OD	Tube OD	
20-740P	5/32"	5/32"	----
20-741P	3/16"	3/16"	----
20-742P	1/4"	1/4"	----
20-743P	5/16"	5/16"	----
20-744P	3/8"	3/16"	----
20-745P	3/8"	1/4"	----
20-746P	3/8"	5/16"	----
20-747P	3/8"	3/8"	----
20-748P	1/2"	1/2"	----

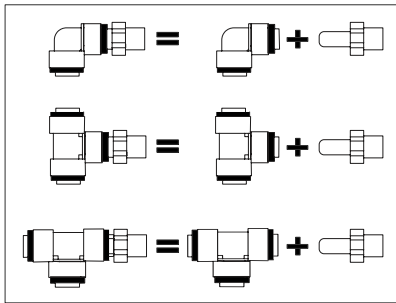
*More sizes available upon request*

The trouble with being punctual is that nobody's there to appreciate it.

- Franklin P. Jones

### Adaptability

Products can be coupled together to form new, integral fittings.



Use to get reducing swivel sizes you need!

### STEM ADAPTER



Part #	Stem OD	Thread NPTF	
20-522P	5/32"	1/8"	----
20-523P	5/32"	1/4"	----
20-700P	3/16"	1/8"	----
20-524P	1/4"	1/8"	----
20-526P	5/16"	1/8"	----
20-525P	1/4"	1/4"	----
20-527P	5/16"	1/4"	----
20-701P	5/16"	3/8"	----
20-528P	3/8"	1/4"	----
20-529P	3/8"	3/8"	----
20-530P	1/2"	3/8"	----
20-533P	1/2"	1/2"	----

### REDUCER



Part #	Stem OD	Tube OD	
20-760P	5/16"	3/16"	----
20-761P	5/16"	1/4"	----
20-762P	3/8"	3/16"	----
20-512P	3/8"	1/4"	----
20-763P	3/8"	5/16"	----
20-764P	1/2"	5/16"	----
20-514P	1/2"	3/8"	----

### UNION TEE



Part #	Tube OD	List Price
20-026P	5/32"	----
20-027P	3/16"	----
20-028P	1/4"	----
20-031P	5/16"	----
20-029P	3/8"	----
20-030P	1/2"	----

### REDUCING BRANCH TEE



Part #	Tube OD Ends	Tube OD Branch	
20-724P	1/2"	3/8"	----
20-725P	3/8"	1/4"	----

### BULKHEAD UNION



Part #	Tube OD	
20-125P	5/32"	----
20-126P	3/16"	----
20-127P	1/4"	----
20-123P	5/16"	----
20-128P	3/8"	----
20-129P	1/2"	----

### FEMALE CONNECTOR



Part #	Tube OD	Thread NPTF	
20-993P	1/4"	1/8"	----
20-035P	1/4"	1/4"	----
20-944P	3/8"	1/8"	----
20-036P	3/8"	1/4"	----

PLASTIC FITTINGS

# PLASTIC PUSH-IN

# PLASTIC FITTINGS

## 2-WAY DIVIDER



Part #	Tube OD	List Price
20-776P	5/16"	----
20-777P	3/8"	----

## TUBE TO HOSE STEM



Part #	Stem OD	Hose OD	
20-853P	1/4"	3/16"	----
20-854P	1/4"	1/4"	----
20-855P	5/16"	5/16"	----
20-856P	1/4"	5/16"	----
20-857P	5/16"	3/16"	----
20-858P	5/16"	1/4"	----
20-859P	5/16"	3/8"	----
20-860P	3/8"	1/4"	----
20-861P	3/8"	5/16"	----
20-862P	3/8"	3/8"	----
20-863P	3/8"	1/2"	----
20-864P	1/2"	3/8"	----
20-865P	1/2"	1/2"	----

## PLUG



Part #	Stem OD	
20-876P	5/32"	----
20-877P	3/16"	----
20-878P	1/4"	----
20-879P	5/16"	----
20-880P	3/8"	----
20-881P	1/2"	----

## TUBE SUPPORT



Part #	Tube OD	Tube ID	
20-836P	5/16"	1/4"	----
20-837P	3/8"	5/16"	----
20-838P	1/2"	3/8"	----

## Propylene push-in shut off valves for potable water

### Technical Specifications

- Operating Pressure: 0 to 150 psi ( 0 to 10 bar)
- Operating Temp. ( water ): 33° F to 150° F ( +1°C to 65°C)

### Materials

- Body - Food grade Polypropylene
- Collet - Food grade Polypropylene with stainless steel teeth
- O-Ring - EPDM

### Tube Tolerances

- Shut-off Valves are intended for use with potable water.
- The Valves are not for use with compressed air, explosive gases, petroleum spirits and other fuels or for heating systems.

## PL X PL



Part #	Tube OD	
20-900P	1/4"	----
20-901P	3/8"	----

## CHECK VALVE



Part #	Tube OD	
20-779P	3/8"	----

## PL X MALE NPTF



Part #	Tube OD	Thread NPTF	
20-904P	1/4"	1/4"	----
20-905P	3/8"	3/8"	----

17. CAN VEGETARIANS EAT ANIMAL CRACKERS?

18. IF THE POLICE ARREST A MIME, DO THEY TELL HIM HE HAS THE RIGHT TO REMAIN SILENT?

19. WHY DO THEY PUT BRAILLE ON THE DRIVE-THROUGH BANK MACHINES?

20. HOW DO THEY GET DEER TO CROSS THE ROAD ONLY AT THOSE YELLOW ROAD SIGNS?

21. WHAT WAS THE BEST THING BEFORE SLICED BREAD?

22. ONE NICE THING ABOUT EGOTISTS: THEY DON'T TALK ABOUT OTHER PEOPLE.

23. DOES THE LITTLE MERMAID WEAR AN ALGEBRA?


24. DO INFANTS ENJOY INFANCY AS MUCH AS ADULTS ENJOY ADULTERY?

25. HOW IS IT POSSIBLE TO HAVE A CIVIL WAR?

**1/2" BAND CLAMPS**



**Applications:** A general purpose clamp for automobiles, plumbing, home and garden general clamping applications, with anti-corrosive properties varying with the number of components made from stainless steel.



**600 Series**

- 5/16" Hex Slotted Carbon Steel Screw
- 1/2" Wide 201 Stainless Steel Band
- Carbon Steel Housing

**611 Series**

- 5/16" Hex Slotted Carbon Steel Screw
- 1/2" Wide 201 Stainless Steel Band
- 301 Stainless Steel Housing

#	Dia. Range		Part #		Part #	
	Min.	Max.				
6	3/8"	7/8"	600-006	----	611-006	----
8	7/16"	1"	600-008	----	611-008	----
10	9/16"	1-1/16"	600-010	----	611-010	----
12	9/16"	1-1/4"	600-012	----	611-012	----
16	11/16"	1-1/2"	600-016	----	611-016	----
20	3/4"	1-3/4"	600-020	----	611-020	----
24	1-1/16"	2"	600-024	----	611-024	----
28	1-5/16"	2-1/4"	600-028	----	611-028	----
32	1-9/16"	2-1/2"	600-032	----	611-032	----
36	1-13/16"	2-3/4"	600-036	----	611-036	----
40	2-1/16"	3"	600-040	----	611-040	----
44	2-5/16"	3-1/4"	600-044	----	611-044	----
48	2-9/16"	3-1/2"	600-048	----	611-048	----
52	2-13/16"	3-3/4"	600-052	----	611-052	----
56	3-1/16"	4"	600-056	----	611-056	----
60	3-5/16"	4-1/4"	600-060	----	611-060	----
64	2-1/2"	4-1/2"	600-064	----	611-064	----
72	3"	5"	600-072	----	611-072	----
80	3-1/2"	5-1/2"	600-080	----	611-080	----
88	4"	6"	600-088	----	611-088	----
96	4-1/2"	6-1/2"	600-096	----	611-096	----
104	5"	7"	600-104	----	611-104	----
116	5-3/4"	7-3/4"			611-116	----
128	6-1/2"	8-1/2"			611-128	----
152	2"	10"			611-152	----
164	1-3/4"	10-3/4"			611-164	----
176	9-1/4"	11-1/4"			611-176	----
188	2-1/16"	12-1/4"			611-188	----
200	11"	13"			611-200	----
212	11-3/4"	13-3/4"			611-212	----
224	12-1/2"	14-1/2"			611-224	----
248	10-3/4"	16"			611-248	----
270	15-3/8"	17-3/8"			611-270	----
312	18"	20"			611-312	----
332	19-1/8"	21-1/4"			611-332	----
390	22-7/8"	24-7/8"			611-390	----

**1/2" BAND CLAMPS**

•Use for marine, underground and other high corrosive applications.

**620 Series**

- 5/16" Hex Slotted 305 Stainless Steel Screw
- 1/2" Wide 301 Stainless Steel Band
- 301 Stainless Steel Housing



#	Dia. Range		Part #	
	Min.	Max.		
6	3/8"	7/8"	620-006	----
8	7/16"	1"	620-008	----
10	9/16"	1-1/16"	620-010	----
12	9/16"	1-1/4"	620-012	----
16	11/16"	1-1/2"	620-016	----
20	3/4"	1-3/4"	620-020	----
24	1-1/16"	2"	620-024	----
28	1-5/16"	2-1/4"	620-028	----
32	1-9/16"	2-1/2"	620-032	----
36	1-13/16"	2-3/4"	620-036	----
40	2-1/16"	3"	620-040	----
44	2-5/16"	3-1/4"	620-044	----
48	2-9/16"	3-1/2"	620-048	----
52	2-13/16"	3-3/4"	620-052	----
56	3-1/16"	4"	620-056	----
60	3-5/16"	4-1/4"	620-060	----
64	2-1/2"	4-1/2"	620-064	----
72	3"	5"	620-072	----
80	3-1/2"	5-1/2"	620-080	----
88	4"	6"	620-088	----
96	4-1/2"	6-1/2"	620-096	----
104	5"	7"	620-104	----
116	5-3/4"	7-3/4"	620-116	----
128	6-1/2"	8-1/2"	620-128	----
152	2"	10"	620-152	----
164	1-3/4"	10-3/4"	620-164	----
176	9-1/4"	11-1/4"	620-176	----
188	2-1/16"	12-1/4"	620-188	----
200	11"	13"	620-200	----
212	11-3/4"	13-3/4"	620-212	----
224	12-1/2"	14-1/2"	620-224	----
248	10-3/4"	16"	620-248	----
270	15-3/8"	17-3/8"	620-270	----
312	18"	20"	620-312	----
332	19-1/8"	21-1/4"	620-332	----
390	22-7/8"	24-7/8"	620-390	----

**MINIATURE CLAMPS - 5/16" BAND**

**Applications:** For marine, agricultural, industrial and automotive uses.  
Corrosion resistance varies with stainless components.

Mechanically interlocked, 3 piece construction for service sealing pressure without spot welding.

**300 Series**

- 1/4" Hex Slotted Carbon Steel Screw
- 5/16" Wide 301 Stainless Steel Band
- Carbon Steel Housing



Dia. Range		Part #	
Min.	Max.		
7/32"	5/8"	300-0004	----
7/16"	11/16"	300-005	----
5/16"	7/8"	300-0006	----
7/16"	1"	300-0008	----
1/2"	1-1/16"	300-010	----
9/16"	1-1/4"	300-012	----
11/16"	1-1/2"	300-016	----
7/8"	1-3/4"	300-0020	----

**325 Series**

- 1/4" Hex Slotted Carbon Steel Screw
- 5/16" Wide 301 Stainless Steel Band
- 301 Stainless Steel Housing



Dia. Range		Part #	
Min.	Max.		
7/32"	5/8"	325-004	----
7/16"	11/16"	325-005	----
5/16"	7/8"	325-006	----
7/16"	1"	325-008	----
1/2"	1-1/16"	325-010	----
9/16"	1-1/4"	325-012	----
11/16"	1-1/2"	325-016	----
7/8"	1-3/4"	325-020	----

**350 Series**

- 1/4" Hex Slotted 410 Stainless Steel Screw
- 5/16" Wide 301 Stainless Steel Band
- 301 stainless Steel Housing



Dia. Range		Part #	
Min.	Max.		
7/32"	5/8"	350-004	----
7/16"	11/16"	350-005	----
5/16"	7/8"	350-006	----
7/16"	1"	350-008	----
1/2"	1-1/16"	350-010	----
9/16"	1-1/4"	350-012	----
11/16"	1-1/2"	350-016	----
7/8"	1-3/4"	350-020	----

**QUICK RELEASE 500/550 SERIES**

These clamps feature a unique quick release design between the one piece housing and band allowing for quick and easy installation in restricted or difficult areas.

**Applications:** Quick release action permits easy installation in applications where clamp must be opened to be applied. Quick release clamps are used extensively in the telecommunications industry on cable enclosures where open air application demands durability.



Open/Close design allows easy installation.



**500 Series**

- 5/16" Hex Slotted Carbon Steel Screw
- 1/2" 301 Stainless Steel band
- 301 Stainless Steel Housing
- 410 Stainless Steel Bridge

**550 Series**

- 5/16" Hex Slotted 410 Stainless Steel Screw
- 1/2" 301 Stainless Steel band
- 301 Stainless Steel Housing
- 410 Stainless Steel Bridge

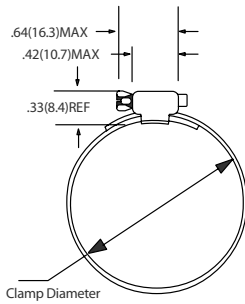
#	Dia. Range		Part #		Part #	
	Min.	Max.				
12	1/2"	1-1/4"	500-012	----	550-012	----
20	3/4"	1-3/4"	500-020	----	550-020	----
28	1"	2-1/4"	500-028	----	550-028	----
36	1"	2-3/4"	500-036	----	550-036	----
48	1-1/2"	3-1/2"	500-048	----	550-048	----
56	1"	4"	500-056	----	550-056	----
72	2"	5"	500-072	----	550-072	----
88	2-1/16"	6"	500-088	----	550-088	----
104	1-3/4"	7"	500-104	----	550-104	----
128	1-3/4"	8-9/16"	500-128	----	550-128	----
152	2"	10"	500-152	----	550-152	----
188	2-1/16"	12-5/16"	500-188	----	550-188	----
216	10-3/16"	14"	500-216	----	550-216	----
248	10-3/4"	16"	500-248	----	550-248	----
280	14-1/4"	18"	500-280	----	550-280	----
312	14"	20"			550-312	----

**CLAMPS**

The tragedy of life doesn't lie in not reaching your goal. The tragedy lies in having no goals to reach.

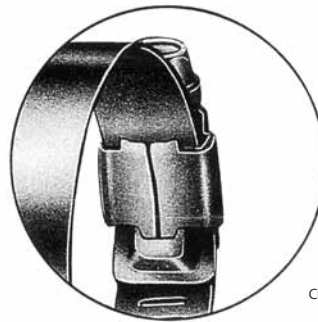
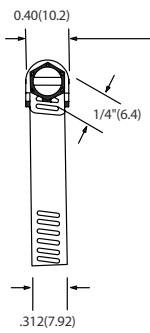
**- Benjamin Mays**

## WORM GEAR HOSE CLAMPS 830 Series



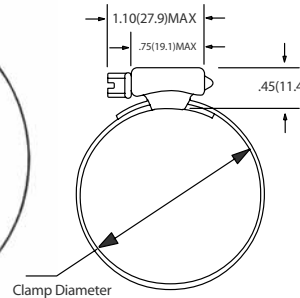
**MINI CLAMP**

Screw: 1/4" hex-head  
Band: 5/16" wide



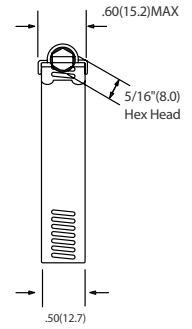
**Interlock Construction**

No welds, no bumps, which strengthens under tension to ensure maximum torque application.



**REGULAR CLAMP**

Screw: 5/16" hex-head  
Band: 1/2" wide



No.	Diameter Range		Use for General Industrial Application			
	Inch	MM	All Galvanized Steel		400 Series Stainless Steel Band, Housing and Screw	
	Min-Max	Min-Max	Part #		Part #	
<b>Mini Clamp with 8 mm wide Band (5/16")</b>						
<b>4</b>	7/32"-5/8"	6-16	830-185	----	830-185S	----
<b>6</b>	7/16"-3/4"	11-20	830-184	----	830-184S	----
<b>8</b>	1/2"-7/8"	13-23	830-183	----	830-183S	----
<b>Regular Clamp with 12.7 mm (1/2") wide Band</b>						
<b>10</b>	9/16"-1-1/16"	14-27	830-188	----	830-188S	----
<b>12</b>	11/16"-1-1/4"	18-32	830-189	----	830-189S	----
<b>16</b>	13/16"-1-1/2"	21-38	830-190	----	830-190S	----
<b>20</b>	13/16"-1-3/4"	21-44	830-192	----	830-192S	----
<b>24</b>	1-1/16"-2"	27-51	830-193	----	830-193S	----
<b>28</b>	15/16"-2-1/4"	33-57	830-194	----	830-194S	----
<b>32</b>	19/16"-2-1/2"	40-63	830-132	----	830-132S	----
<b>36</b>	1-13/16"-2 3/4"	46-70	830-195	----	830-195S	----
<b>40</b>	2-1/16"-3"	52-76	830-182	----	830-182S	----
<b>44</b>	2-5/16"-3-1/4"	59-82	830-196	----	830-196S	----
<b>48</b>	2-9/16"-3-3/4"	65-89	830-197	----	830-197S	----
<b>52</b>	2-13/16"-3-3/4"	72-95	830-152	----	830-152S	----
<b>56</b>	3-1/16"-4"	78-101	830-198	----	830-198S	----
<b>60</b>	3-5/16"-4-1/4"	84-108	830-060	----	830-060S	----
<b>64</b>	3-9/16"-4-1/2"	91-114	830-064	----	830-064S	----
<b>72</b>	4-1/8"-5"	105-127	830-072	----	830-072S	----
<b>80</b>	4-5/8"-5-1/2"	118-140	830-080	----	830-080S	----
<b>88</b>	5-1/8"-6"	130-152	830-288	----	830-288S	----
<b>96</b>	5-5/8"-6-1/2"	143-165	830-096	----	830-096S	----
<b>104</b>	6-1/8"-7"	155-178			<b>830-009S</b>	----

**CLAMPS**

**T-Bolt Clamps**

- All designs meet SAE J1508 specifications.
- .025" Band Thickness
- 3/4" Wide Band
- Band Material: 300 Series Stainless Steel
- Bolt Material: 300 Series Stainless Steel
- Nut Material: 300 Series Stainless Steel
- Nuts are Self-locking
- Torque Rating 75 in/lb



Opens 1/16" above and tightens 1/8" smaller than nominal I.D. for a total of 3/16" range for clamps sizes 150 through 250. Opens 1/16" above and tightens 7/32" smaller than nominal I.D. for clamps sizes 256 through 750.

**Purpose:** To provide a quick, yet effective means of clamping a variety of fittings to a wide range of hose. T-Bolts can be applied with a standard 7/16" socket wrench. They provide 360° sealing surface by using a shoe or formed bridge.

**Services:** The T-Bolt clamp is a high strength, reliable clamp with numerous applications in both the commercial and industrial markets including hose and ductwork connections for air, oil, water and other types of low pressure

Nominal Size	O.D. Range		Part#	
	From:	To:		
1-1/4	1-5/32"	1-15/32"	840-131	----
1-1/2	1-3/8"	1-9/16"	840-150	----
1-3/4	1-5/8"	1-13/16"	840-175	----
1-7/8	1-3/4"	1-15/16"	840-188	----
2	1-7/8"	2-1/16"	840-200	----
2-1/4	2-1/8"	2-5/16"	840-225	----
2-3/8	2-1/4"	2-7/16"	840-238	----
2-1/2	2-3/8"	2-9/16"	840-250	----
2-9/16	2-11/32"	2-5/8"	840-256	----
2-5/8	2-13/32"	2-11/16"	840-263	----
2-3/4	2-17/32"	2-13/16"	840-275	----
2-7/8	2-21/32"	2-15/16"	840-288	----
3	2-25/32"	3-1/16"	840-300	----
3-1/8	2-29/32"	3-3/16"	840-312	----
3-1/4	3-1/32"	3-5/16"	840-325	----
3-1/2	3-9/32"	3-9/16"	840-350	----
3-3/4	3-17/32"	3-13/16"	840-375	----
3-53/64	3-19/32"	3-7/8"	840-382	----
4	3-25/32"	4-1/16"	840-400	----
4-1/4	4-1/32"	4-5/16"	840-425	----
4-1/2	4-9/32"	4-9/16"	840-450	----
4-3/4	4-17/32"	4-13/16"	840-475	----
5	4-25/32"	5-1/16"	840-500	----
5-1/4	5-1/32"	5-5/16"	840-525	----
5-1/2	5-9/32"	5-9/16"	840-550	----
5-3/4	5-17/32"	5-13/16"	840-575	----
6	5-25/32"	6-1/16"	840-600	----
6-1/4	6-1/32"	6-5/16"	840-625	----
6-1/2	6-9/32"	6-9/16"	840-650	----
6-3/4	6-17/32"	6-13/16"	840-675	----
7	6-25/32"	7-1/16"	840-700	----
7-1/2	7-9/32"	7-9/16"	840-750	----
8	7-25/32"	8-1/16"	840-800	----
8-1/4	8-9/32"	8-9/16"	840-850	----
8-7/8	8-21/32"	8-15/16"	840-888	----



# 1 EAR CLAMPS

## CARBON STEEL 1-EAR CLAMPS

1-Ear Clamps are intended for low pressures applications such as automotive (not fuel lines), appliances, industrial machinery, underground irrigation systems and beverage dispensing equipment. They are specifically designed for mass production applications where inexpensive clamps are needed.

### Pressure:

As a guideline, 1-Ear Clamps have held 30 bar - 441 psi.

This was done using a static water pressure test.



### Material:

Hot dipped galvanized carbon steel band - G90

Part #	Ref#	Nominal Size	Inches		
			Close	Open	
1050000	105	3/8"	0.350	0.414	----
1050001	113	7/16"	0.381	0.444	----
1050002	123	15/32"	0.394	0.486	----
1050003	133	1/2"	0.453	0.524	----
1050006	140	35/64"	0.472	0.551	----
1050007	145	9/16"	0.496	0.571	----
1050008	157	5/8"	0.543	0.618	----
1050009	170	11/16"	0.594	0.669	----
1050010	185	23/32"	0.618	0.728	----
1050011	198	3/4"	0.669	0.779	----
1050012	210	13/16"	0.716	0.827	----
1050013	226	7/8"	0.779	0.890	----
1050014	241	15/16"	0.839	0.949	----
1050015	256	1"	0.898	1.008	----
1050016	271	1-1/16"	0.945	1.067	----
1050017	286	1-1/8"	1.004	1.126	----
1050018	301	1-3/16"	1.063	1.185	----
1050020	331	1-5/16"	1.181	1.303	----
1050021	346	1-3/8"	1.240	1.362	----
1050023	376	1-15/32"	1.358	1.480	----
1050025	396	1-9/16"	1.437	1.559	----
1050026	410	1-5/8"	1.492	1.614	----
1050027	425	1-11/16"	1.551	1.673	----
1050028	440	1-23/32"	1.610	1.732	----
1050029	455	1-3/4"	1.669	1.791	----
1050030	470	1-16/16"	1.728	1.850	----
1050031	485	1-7/8"	1.787	1.909	----
1050032	500	1-15/16"	1.846	1.968	----
1050033	515	2"	1.905	2.028	----

## ONE PIECE 1-EAR CLAMPS

- Smooth inner band surface protects hose other material when subjected to pulsation, expansion, or contraction.
- One piece design offers quick and easy installation.
- Used in places where clamping a second ear is impractical.
- For air and fluid media lines.

# HOSE CLAMPS



### Material:

- Zinc plated-steel SAE 1008/1010 or DIN 1.0338
- Stainless steel UNS S30400 or DIN 1.4301

## ZINC PLATED CARBON STEEL

Part #	Nominal	Inches		Band Width	
		Close	Open		
10300053	9/64"	0.118	0.138	0.118	----
10300054	5/32"	0.130	0.161	0.157	----
10300055	3/16"	0.161	0.201	0.157	----
10300056	15/64"	0.201	0.240	0.157	----
10300057	1/4"	0.220	0.260	0.157	----
10300008	9/32"	0.240	0.276	0.197	----
10300010	5/16"	0.268	0.315	0.197	----
10300012	11/32"	0.295	0.343	0.236	----
10300061	3/8"	0.311	0.374	0.276	----
10300016	25/64"	0.335	0.394	0.236	----
10300062	13/32"	0.351	0.413	0.256	----
10300063	27/64"	0.370	0.433	0.256	----
10300019	7/16"	0.376	0.445	0.236	----
10300064	29/64"	0.398	0.465	0.236	----
10300021	15/32"	0.398	0.472	0.276	----
10300022	31/64"	0.406	0.484	0.236	----
10300065	1/2"	0.425	0.504	0.236	----
10300066	33/64"	0.448	0.524	0.276	----
10300026	35/64"	0.476	0.551	0.276	----
10300068	9/16"	0.492	0.571	0.236	----
10300071	5/8"	0.555	0.630	0.295	----
10300073	11/16"	0.602	0.689	0.236	----

## STAINLESS STEEL

Part #	Nominal	Inches		Band Width	
		Close	Open		
15300000	1/8"	0.114	0.130	0.118	----
15300001	9/64"	0.118	0.138	0.118	----
15300002	5/32"	0.130	0.161	0.157	----
15300003	3/16"	0.161	0.201	0.157	----
15300004	15/64"	0.201	0.240	0.157	----
15300005	1/4"	0.221	0.260	0.157	----
15300006	9/32"	0.240	0.276	0.197	----
15300008	5/16"	0.268	0.315	0.197	----
15300010	11/32"	0.295	0.343	0.236	----
15300012	3/8"	0.319	0.374	0.276	----
15300013	25/64"	0.335	0.394	0.236	----
15300014	13/32"	0.369	0.413	0.256	----
15300015	27/64"	0.370	0.433	0.256	----
15300016	7/16"	0.376	0.445	0.236	----
15300017	29/64"	0.398	0.465	0.236	----
15300018	15/32"	0.398	0.472	0.276	----
15300019	31/64"	0.406	0.484	0.236	----
15300020	1/2"	0.425	0.504	0.236	----
15300021	33/64"	0.448	0.524	0.276	----
15300023	35/64"	0.476	0.551	0.276	----
15300024	9/16"	0.492	0.571	0.236	----
15300027	5/8"	0.543	0.630	0.295	----
15300030	11/16"	0.602	0.689	0.236	----

CLAMPS

## EAR CLAMPS

### 2-EAR CLAMPS

2-Ear Clamps are especially suited for industrial use and with heavily vibrating equipment.

This is a medium pressure clamp and is widely used for maintenance and OEM applications. Rubber hose, plastic tubing, coaxial and electrical cable, rope, etc. are all easily clamped. These clamps are installed on air, fluid, gas and steam lines. The one piece design offers a positive, tamper-proof seal without damaging the hose.

#### PRESSURE:

As a guideline, 2-Ear Clamps successfully seal at 54 bar - 800 psi with 35 pulsating strokes a minute.

#### MATERIAL:

Zinc plated carbon steel

SAE 1008/1010 or DIN 1.0338

Stainless steel tubing

UNS S30400 or DIN 1.4301



Note: When ordering your 2-Ear Clamps select nominal clamp size nearest to, but always larger than, O.D. of material to be clamped after insert has been fitted.

#### ZINC PLATED CARBON STEEL

Part #	Nominal Size	Inches		
		Close	Open	
1010002	3/16"	0.134	0.197	----
1010004	1/4"	0.197	0.276	----
1010008	5/16"	0.276	0.354	----
1010011	3/8"	0.319	0.433	----
1010016	1/2"	0.425	0.512	----
1010019	9/16"	0.492	0.591	----
1010022	19/32"	0.551	0.669	----
1010024	5/8"	0.591	0.709	----
1010027	3/4"	0.638	0.787	----

#### STAINLESS STEEL

Part #	Nominal Size	Inches		
		Close	Open	
1510003	1/4"	0.197	0.276	----
1510004	5/16"	0.276	0.354	----
1510023	3/8"	0.319	0.433	----
1510006	1/2"	0.425	0.512	----
1510007	9/16"	0.492	0.591	----
1510008	19/32"	0.551	0.669	----
1510009	5/8"	0.591	0.709	----
1510010	3/4"	0.638	0.787	----
1510011	13/16"	0.709	0.866	----
1510012	7/8"	0.748	0.906	----
1510013	15/16"	0.827	0.984	----
1510014	1"	0.886	1.063	----
1510016	1-1/8"	1.035	1.221	----
1510019	1-9/16"	1.260	1.457	----
1510020	1-1/2"	1.378	1.575	----

## HOSE CLAMPS

### GAPLESS EAR CLAMPS

#### Features

- Assured clamping seal
- For low durometer and/ or thin-walled hose/ tubing
- Perfect for silicon, vinyl, polyurethane or other high tech materials used in all industries.
- Once installed, smooth inner ban circumference prevents damage to the hose while the unique tongue-in-groove design provides a 360° seal
- There are no steps or gaps inside clamp



#### Material

- Stainless steel tubing UNS S30400 or DIN 1.4301

Part #	Nominal Size	Band Width	Inches		
			Close	Open	
16700001	9/32"	5mm	0.228	0.276	----
16700004	3/8"	5mm	0.307	0.374	----
16700007	7/16"	5mm	0.378	0.445	----
16700010	1/2"	7mm	0.425	0.524	----
16700012	35/64"	7mm	0.453	0.551	----
16700013	9/16"	7mm	0.472	0.571	----
16700016	5/8"	7mm	0.520	0.618	----
16700017	11/16"	7mm	0.571	0.669	----
16700022	3/4"	7mm	0.654	0.780	----
16700024	13/16"	7mm	0.701	0.827	----

### PINCERS

#### Model 1098 I Standard Jaw Pincers



Part #  
1410118

List Price  
----

#### SIDE JAW PINCERS

This dual purpose, side jaw design allows clamps to be applied or removed in confined areas with pincers held parallel to the hose. Also used like standard Pincers.

Part #  
1410083

Model 1099 I

List Price  
----



Open End Clamps are of the same general construction as the preformed clamps with this exception, the double wrapping of the band around the hose or article is part of the application. The open end clamps are used when one end or both, of the article to be clamped is not free, or an obstruction prevents slipping a preformed clamp over the end.

**OPEN END CLAMPS  
(3/8" AND 5/8" (NOMINAL) WIDTH)**

Catalog Number	Band Width & Thickness		Clamp I.D. Inches	Catalog Number	Band Width & Thickness	
FO-3	3/8 x .022	----	13/16	FOS-3	3/8 x .020	----
FO-311	3/8 x .022	----	1 3/8	FOS-311	3/8 x .020	----
FO-316	3/8 x .022	----	2	FOS-316	3/8 x .020	----
FO-325	3/8 x .022	----	3 1/8	FOS-325	3/8 x .020	----
WITH STAINLESS STEEL LOK						
FO-8	5/8 x .025	----	2	FOS-8	5/8 x .022	----
FO-10	5/8 x .025	----	2 1/2	FOS-10	5/8 x .022	----
HEAVY DUTY BANDS						
FO-12	5/8 x .031	----	3	FOS-12	5/8 x .022	----
FO-14	5/8 x .031	----	3 1/2	FOS-14	5/8 x .022	----
FO-16	5/8 x .031	----	4	FOS-16	5/8 x .022	----
FO-18	5/8 x .031	----	4 1/2	FOS-18	5/8 x .022	----
FO-20	5/8 x .031	----	5	FOS-20	5/8 x .022	----
FO-24	5/8 x .031	----	6	FOS-24	5/8 x .022	----
FO-28	5/8 x .031	----	7	FOS-28	5/8 x .022	----
FO-32	5/8 x .031	----	8	FOS-32	5/8 x .022	----
FO-36	5/8 x .031	----	9	FOS-36	5/8 x .022	----
FO-40	5/8 x .031	----	10	FOS-40	5/8 x .022	----
FO-48	5/8 x .031	----	12	FOS-48	5/8 x .022	----
FO-56	5/8 x .031	----	14	FOS-56	5/8 x .022	----
FO-64	5/8 x .031	----	16			
FO-80	5/8 x .031	----	20			
FO-96	5/8 x .031	----	24			
FO-144	5/8 x .031	----	36			
FO-168	5/8 x .031	----	42			

**APPLICATION TOOLS**

For 3/8", 5/8" .....F-38, F-40, F-100  
See page 267 for these tools.



Preformed Clamps are double wrapped and formed to a given diameter. Used primarily where one end of the hose or article is free to allow the clamps to be slid over the hose end before the fitting is inserted. All clamps may be pulled down to a smaller diameter but cannot be adjusted to a larger diameter.

**PREFORMED CLAMPS  
(3/8" AND 5/8" (NOMINAL) WIDTH)**

Catalog Number	Band Width & Thickness		Clamp I.D. Inches	Catalog Number	Band Width & Thickness	
F-3	3/8 x .025	----	13/16	FS-3	3/8 x .020	----
F-311	3/8 x .025	----	1 3/8	FS-311	3/8 x .020	----
F-4	5/8 x .025	----	1	FS-4	5/8 x .022	----
F-5	5/8 x .025	----	1 1/4	FS-5	5/8 x .022	----
HEAVY DUTY BANDS						
F-6	5/8 x .031	----	1 1/2	FS-6	5/8 x .022	----
F-7	5/8 x .031	----	1 3/4	FS-7	5/8 x .022	----
F-8	5/8 x .031	----	2	FS-8	5/8 x .022	----
F-9	5/8 x .031	----	2 1/4	FS-9	5/8 x .022	----

F-10	5/8 x .031	----	2 1/2	FS-10	5/8 x .022	----
F-11	5/8 x .031	----	2 3/4	FS-11	5/8 x .022	----
F-12	5/8 x .031	----	3	FS-12	5/8 x .022	----
F-14	5/8 x .031	----	3 1/2	FS-14	5/8 x .022	----
F-16	5/8 x .031	----	4	FS-16	5/8 x .022	----
F-18	5/8 x .031	----	4 1/2	FS-18	5/8 x .022	----
F-20	5/8 x .031	----	5	FS-20	5/8 x .022	----
F-24	5/8 x .031	----	6	FS-24	5/8 x .022	----
F-28	5/8 x .031	----	7	FS-28	5/8 x .022	----
F-32	5/8 x .031	----	8	FS-32	5/8 x .022	----

Double-wrapped, Triple Punched, Holds Permanently



Galvanized Preformed Clamps 2 1/2 inch I.D. and above, and 5/8" wide open end clamps have a stainless steel lock for greater strength and rigidity.

**K-CLAMP PREFORMED HOSE CLAMPS**


Each clamp is a double wrapped metal band formed to a given diameter. The clamp is designed to be slid over the hose end before the fitting is inserted. A punch-type or fold-up tool is then used to apply the clamp.

**Punch Indentation for ease of center punching**

Heavy Duty Lock for greater strength and rigidity




**Center Punched**



Less tension loss. Patented hole in inner band gives better internal mechanical locking after punching

**Fold-up**



K-Clamps may be secured by either a punch or fold-up method. (See cross sectioned views)

**PREFORMED CLAMPS**

**(3/8" AND 5/8" (NOMINAL) WIDTH)**

**GALVANIZED STEEL**

**STAINLESS STEEL TYPE 301**

Catalog Number	Clamp I.D. Inches	Band Width & Thickness	Catalog Number
K-3	13/16"	3/8" x .025	KS-3
K-311	1-3/8"	3/8" x .025	KS-311
K-4	1"	5/8" x .030	KS-4
K-5	1-1/4"	5/8" x .030	KS-5
K-6	1-1/2"	5/8" x .030	KS-6
K-7	1-3/4"	5/8" x .030	KS-7
K-8	2"	5/8" x .030	KS-8
K-9	2-1/4"	5/8" x .030	KS-9
K-10	2-1/2"	5/8" x .030	KS-10
K-11	2-3/4"	5/8" x .030	KS-11
K-12	3"	5/8" x .030	KS-12
K-14	3-1/2"	5/8" x .030	KS-14
K-16	4"	5/8" x .030	KS-16
K-18	4-1/2"	5/8" x .030	KS-18
K-20	5"	5/8" x .030	KS-20
K-24	6"	5/8" x .030	KS-24
K-28	7"	5/8" x .030	KS-28
K-32	8"	5/8" x .030	KS-32

**PREFORMED CLAMPS**

**(3/4" (NOMINAL) WIDTH)**

**GALVANIZED STEEL**

**STAINLESS STEEL TYPE 301**

Catalog Number	Clamp I.D. Inches	Band Width & Thickness	Catalog Number
K-87500	2"	3/4" x .030	KS-87501
K-97500	2-1/4"	3/4" x .030	KS-97501
K-107500	2-1/2"	3/4" x .030	KS-107501
K-117500	2-3/4"	3/4" x .030	KS-117501
K-127500	3"	3/4" x .030	KS-127501
K-147500	3-1/2"	3/4" x .030	KS-147501
K-167500	4"	3/4" x .030	KS-167501
K-187500	4-1/2"	3/4" x .030	KS-187501
K-207500	5"	3/4" x .030	KS-207501
K-247500	6"	3/4" x .030	KS-247501
K-287500	7"	3/4" x .030	KS-287501
K-327500	8"	3/4" x .030	KS-327501

*316 Stainless available upon request*

*For 3/8" and 5/8" widths .....F-40, F-100  
 For 3/4" width .....F-175(special order item)  
 For all widths .....KS001 (with KA001 aapter)*

See page 267 for these tools.

**FLJ-Clamp  
PREFORMED HOSE CLAMPS**

J-Clamps are available in 3/8", 5/8" and 3/4" widths, from 13/16" to 8" I.D. These non punch type clamps are to be secured by the foldup method, using the Wind-Up tool, our part no. KS001 and adapter KA001.



<b>GALVANIZED STEEL</b>	<b>3/8" ( NOMINAL WIDTH )</b>	<b>STAINLESS STEEL TYPE 301</b>
-------------------------	-------------------------------	---------------------------------

Catalog Number	Clamp I.D. Inches	Band Width & Thickness	Catalog Number
FLJ-301	13/16"	3/8" x .025	FLJ-201
FLJ-343	1"	3/8" x .025	FLJ-243
FLJ-302	1-3/8"	3/8" x .025	FLJ-202
FLJ-345	2"	3/8" x .025	FLJ-245
FLJ-346	3"	3/8" x .025	FLJ-246
N/A	3-1/4"	3/8" x .025	FLJ-255
<b>5/8" ( NOMINAL WIDTH )</b>			
FLJ-303	1"	5/8" x 0.30	FLJ-203
FLJ-304	1-1/4"	5/8" x 0.30	FLJ-204
FLJ-305	1-1/2"	5/8" x 0.30	FLJ-205
FLJ-306	1-3/4"	5/8" x 0.30	FLJ-206
FLJ-307	2"	5/8" x 0.30	FLJ-207
FLJ-308	2-1/4"	5/8" x 0.30	FLJ-208
FLJ-309	2-1/2"	5/8" x 0.30	FLJ-209
<b>3/4" ( NOMINAL WIDTH )</b>			
FLJ-327	2"	3/4" x 0.30	FLJ-227
FLJ-310	2-3/4"	3/4" x 0.30	FLJ-210
FLJ-311	3"	3/4" x 0.30	FLJ-211
FLJ-312	3-1/2"	3/4" x 0.30	FLJ-212
FLJ-313	4"	3/4" x 0.30	FLJ-213
FLJ-314	4-1/2"	3/4" x 0.30	FLJ-214
FLJ-315	5"	3/4" x 0.30	FLJ-215
FLJ-316	6"	3/4" x 0.30	FLJ-216
FLJ-318	7"	3/4" x 0.30	FLJ-218
FLJ-319	8"	3/4" x 0.30	FLJ-219

**CLAMPS**

**FLJS-Clamp  
SMOOTH I.D. CLAMPS**

**FLJS** - Clamps are double wrapped clamps with a more smooth inside diameter, intended for your thermo-plastic and other thinner wall hose clamping applications. The JS series clamps slide on the hose prior to inserting the fitting.

**Preformed JS** - Clamps are available in 5/8" and 3/4" widths, 1" I.D. to 8" I.D. in 1/4" increments.

The **FLJS** - Clamp is intended to be applied with a KS001 tool or other comparable fold-up locking tool.



**STAINLESS  
STEEL**

	5/8" (NOMINAL WIDTH)		
Catalog Number	Clamp I.D. Inches	Band Width & Thickness	
FLJS-203	1"	5/8" x .030	----
FLJS-204	1-1/4"	5/8" x .030	----
FLJS-205	1-1/2"	5/8" x .030	----
FLJS-206	1-3/4"	5/8" x .030	----
FLJS-207	2"	5/8" x .030	----
FLJS-208	2-1/4"	5/8" x .030	----
FLJS-209	2-1/2"	5/8" x .030	----
3/4" (NOMINAL WIDTH)			
FLJS-227	2"	3/4" x .030	----
FLJS-210	2-3/4"	3/4" x .030	----
FLJS-211	3"	3/4" x .030	----
FLJS-212	3-1/2"	3/4" x .030	----
FLJS-213	4"	3/4" x .030	----
FLJS-214	4-1/2"	3/4" x .030	----
FLJS-215	5"	3/4" x .030	----
FLJS-216	6"	3/4" x .030	----
FLJS-218	7"	3/4" x .030	----
FLJS-219	8"	3/4" x .030	----





**CLAMP-IT**

The multi-sized clamps all rolled up in one..for your unknown requirements for 1 inch to 30 feet, be they round or otherwise. Clamp-It products will fill your needs. This Strapping in widths of 3/8", 1/2", 5/8", and 3/4" stainless or galvanized steel, as are the clamps (buckles).

**100' CLAMP-IT STRAPPING**


Catalog Number	Width	Thickness	Material 100'/CTN.	/ CNT
SS-3751	3/8"	.025	301 Stainless	----
SS-5001	1/2"	.030	301 Stainless	----
SS-6251	5/8"	.030	301 Stainless	----
SS-7501	3/4"	.030	301 Stainless	----
SG-3750	3/8"	.025	Galvanized	----
SG-5000	1/2"	.030	Galvanized	----
SG-6250	5/8"	.030	Galvanized	----
SG-7500	3/4"	.030	Galvanized	----

**CLAMPS (BUCKLES)**

Catalog Number	Width	Material 100'/CTN.	Each pc.
CS-3751	3/8"	301 Stainless	----
CS-5001	1/2"	301 Stainless	----
CS-6251	5/8"	301 Stainless	----
CS-7501	3/4"	301 Stainless	----
CG-3750	3/8"	Galvanized	----
CG-5000	1/2"	Galvanized	----
CG-6250	5/8"	Galvanized	----
CG-7500	3/4"	Galvanized	----

**C-2 Orbitor (Loking Tool)**

Used to apply **Clamp-It** continuous strapping up to 3/4" width



**ORBITOR**

A tool of endless travel... this lightweight, side entry, jack-type tool is the most rapid cinch-up application tool in its field. The **Orbitor C-2** Loking Tool will handle **Clamp-It** strapping widths to 3/4" and always reached desired tension without fear of losing travel capacity of the tool. The **Clamp-It Strapping, Clamp-It Clamps**, and the unique **Clamp-It tool** add up to a superior system for you.

**F-38 Loking Tool**



:  
\$----

Portable hand tool used to apply punch Type 3/8 & 5/8 Clamps

**F-40 Loking Tool**



:  
\$----

Used to apply Punch Type 3/8 & 5/8 clamps. Order mallet separately

**F-100 Loking Tool**



:  
\$----

Used to apply Punch Type 3/8 & 5/8 clamps. Order mallet separately

**F-225 Mallet**



:  
\$----

Used for punching of all punch type clamps.

**F-550 Clamp Cutter**



:  
\$----

Used to remove clamps with minimum effort

**KS001 Wind-up Tool**



:  
\$----

Used to apply fold-up clamps and continuous strapping up to 3/4" width

# NON PERFORATED (LINED) BAND

# HOSE CLAMPS

## HOSE CLAMPS

- All designs exceed SAE J1508 specifications
- Smooth inside surface
- Even tightening torque for 3600 seal
- Rolled-up band edge
- \* Non-perforated band prevents hose damage \*
- Precision thread pitch for high vibration applications
- Design allows reuse
- Provides a strong seal
- Tolerates corrosive environments

### ALUZINC MINI-F



Band and Housing • Aluzinc/ Painted  
 Band Width • (9mm) 3/8" wide band  
 Screw • Zinc Plated / Chromed  
 Corrosion Factor • 100  
**Sure seal of small thin-walled hoses.**

Part #	Size	
92-008	15/64-21/64	----
92-009	9/32-3/8	----
92-010	5/16-13/32	----
92-011	23/64-29/64	----
92-012	25/64-31/64	----
92-013	7/16-17/32	----
92-014	15/32-9/16	----
92-015	33/64-29/64	----
92-016	35/64-41/64	----
92-017	19/32-11/16	----

### 304 S.S. MINI-F



Band and Housing • SS2333/ AISI 304  
 Band Width • (9mm) 3/8" wide band  
 Screw • Zinc Plated / Chromed  
 Corrosion Factor • 1000 Industrial

Part #	Size	
93-008	15/64-21/64	----
93-009	9/32-3/8	----
93-010	5/16-13/32	----
93-011	23/64-29/64	----
93-012	25/64-31/64	----
93-013	7/16-17/32	----
93-014	15/32-9/16	----
93-015	33/64-29/64	----
93-016	35/64-41/64	----
93-017	19/32-11/16	----

Band and Housing • Aluzinc/ Painted  
 Band Width • (12.2mm) 3/8" wide band  
 Screw • Zinc Plated / Chromed  
 Corrosion Factor • 100

### ALUZINC



Part #	SAE	Size	
88-024	8	5/8-15/16	----
88-028	10	3/4-1-1/8	----
88-032	12	7/8-1-1/4	----
88-038	16	1-1/16-1-1/2	----
88-044	20	1-1/4-1-3/4	----
88-050	24	1-1/2-2	----
88-056	28	1-3/4-2-1/4	----
88-065	32	2-2-9/16	----
88-075	40	2-5/16-3	----
88-085	44	2-11/16-3-3/8	----
88-095	52	3-3-3/4	----
88-112	64	3-7/16-4-7/16	----
88-138	80	4-1/8-5-7/16	----
88-165	96	5-1/8-7-1/8	----
88-180	104	5-7/8-7-1/8	----
88-205	122	6-7/8-8-1/8	----
88-231	138	7-7/8-9-1/8	----
88-256	154	8-7/8-10-1/16	----
88-282	170	9-7/8-11-1/8	----
88-307	186	10-7/8-12-1/8	----

Band and Housing • SS2333/ AISI 304  
 Band Width • (12.2mm) 1/2" wide band  
 Screw • SS2333/ AISI 304  
 Corrosion Factor • 1000 Industrial

### All 304 S.S.



Part #	SAE	Size	
89-024	8	5/8-15/16	----
89-028	10	3/4-1-1/8	----
89-032	12	7/8-1-1/4	----
89-038	16	1-1/16-1-1/2	----
89-044	20	1-1/4-1-3/4	----
89-050	24	1-1/2-2	----
89-056	28	1-3/4-2-1/4	----
89-065	32	2-2-9/16	----
89-075	40	2-5/16-3	----
89-085	44	2-11/16-3-3/8	----
89-095	52	3-3-3/4	----
89-112	64	3-7/16-4-7/16	----
89-138	80	4-1/8-5-7/16	----
89-165	96	5-1/8-7-1/8	----
89-180	104	5-7/8-7-1/8	----
89-205	122	6-7/8-8-1/8	----
89-231	138	7-7/8-9-1/8	----
89-256	154	8-7/8-10-1/16	----
89-282	170	9-7/8-11-1/8	----
89-307	186	10-7/8-12-1/8	----

Band and Housing • Aluzinc/ Painted  
 Band Width • (9mm) 3/8" wide band  
 Screw • Zinc Plated / Chromed  
 Corrosion Factor • 100

### ALUZINC NOVA



Part #	SAE	Size	
91-015	3	5/16-9/16	----
91-017	4	7/16-11/16	----
91-022	6	1/2-13/16	----
91-025	8	5/8-15/16	----
91-028	10	3/4-1-1/8	----
91-032	12	7/8-1-1/4	----
91-040	16	1-1/16-1-1/2	----
91-045	20	1-1/4-1-3/4	----
91-051	24	1-1/2-2	----
91-056	28	1-3/4-2-1/4	----
91-065	32	2-2-9/16	----
91-075	40	2-5/16-3	----
91-085	44	2-11/16-3-3/8	----



# HOSE CLAMPS

# NON PERFORATED (LINED) BAND

## HOSE CLAMPS

Band and Housing • SS2333/ AISI 316  
 Band Width • (12.2mm) 1/2" wide band  
 Screw • SS2333/ AISI 304  
 Corrosion Factor • 1000 Industrial

### 304 S.S. RUBBER CLIP



Eliminates hose and cable wear due to vibrations

### ALL 316 ACID RESISTANT



Part #	SAE	Size	
90-014	3	5/16-9/16	----
90-017	4	7/16-11/16	----
90-020	6	1/2-13/16	----
90-024	8	5/8-15/16	----
90-028	10	3/4-1-1/8	----
90-032	12	7/8-1-1/4	----
90-038	16	1-1/16-1-1/2	----
90-044	20	1-1/4-1-3/4	----
90-050	24	1-1/2-2	----
90-056	28	1-3/4-2-1/4	----
90-065	32	2-2-9/16	----
90-075	40	2-5/16-3	----
90-085	44	2-11/16-3-3/8	----
90-095	52	3-3-3/4	----
90-112	64	3-7/16-4-7/16	----
90-138	80	4-1/8-5-7/16	----
90-165	96	5-1/8-7-1/8	----
90-180	104	5-7/8-7-1/8	----
90-205	122	6-7/8-8-1/8	----
90-231	138	7-7/8-9-1/8	----
90-256	154	8-7/8-10-1/16	----
90-282	170	9-7/8-11-1/8	----
90-307	186	10-7/8-12-1/8	----

### ALUZINC EXHAUST CLAMP

Uniform tightening force around the exhaust tubes for a good seal.



Part #	Size	
94-030	1.06-1.18	----
94-033	1.18-1.30	----
94-036	1.30-1.42	----
94-038	1.38-1.50	----
94-039	1.44-1.56	----
94-042	1.54-1.65	----
94-043	1.59-1.71	----
94-045	1.65-1.77	----
94-046	1.69-1.81	----
94-047	1.73-1.85	----
94-048	1.77-1.89	----
94-051	1.89-2.01	----
94-052	1.93-2.05	----
94-054	2.00-2.13	----
94-055	2.05-2.17	----
94-056	2.09-2.20	----
94-058	2.17-2.28	----
94-061	2.28-2.40	----
94-064	2.40-2.52	----
94-071	2.68-2.80	----
94-074	2.80-2.91	----

### ALUZINC ROBUST



Band and Housing Aluzinc/ Painted  
 Screw • Zinc Plated/ Chromed  
 Corrosion Factor • 100

Part #	Size (mm)	Band Width (mm)	
97-031	29-31	18	----
97-035	31-34	18	----
97-039	37-40	18	----
97-043	40-43	18	----
97-047	43-47	20	----
97-051	47-51	20	----
97-055	51-55	20	----
97-059	55-59	20	----
97-063	59-63	20	----
97-067	63-68	20	----
97-073	68-73	25	----
97-079	73-79	25	----
97-085	79-85	25	----
97-091	85-91	25	----
97-097	91-97	25	----
97-103	97-104	25	----
97-112	104-112	25	----
97-121	112-121	25	----
97-130	121-130	25	----
97-139	130-140	30	----
97-148	140-150	30	----
97-161	150-162	30	----
97-174	162-174	30	----
97-187	174-187	30	----
97-200	187-200	30	----
97-213	200-213	30	----
97-226	213-226	30	----
97-239	226-239	30	----
97-252	239-252	30	----

Eliminates hose and cable wear due to vibrations



### ALUZINC RUBBER CLIP

Part #	Size	Hole Dia.	
95-300	1/8	.26	----
95-301	3/16	.26	----
95-302	1/4	.26	----
95-303	5/16	.26	----
95-304	3/8	.26	----
95-305	7/16	.26	----
95-306	1/2	.26	----
95-307	9/16	.26	----
95-308	5/8	.26	----
95-309	11/16	.26	----
95-310	3/4	.26	----
95-311	13/16	.26	----
95-312	7/8	.26	----
95-313	15/16	.26	----
95-314	1	.26	----
95-315	1-1/6	.26	----
95-316	1-1/8	.26	----
95-317	1-3/16	.26	----
95-318	1-1/4	.26	----
95-319	1-5/16	.26	----
95-320	1-3/8	.26	----
95-321	1-7/16	.26	----
95-322	1-1/2	.26	----
95-326	1-5/8	.26	----
95-323	1-3/4	.26	----
95-328	1-7/8	.26	----
95-324	2	.26	----
95-325	2-1/8	.26	----
95-329	2-3/8	.26	----
95-327	2-1/2	.26	----
95-330	2-15/16	.26	----
95-331	4-5/16	.26	----

A single question can be more influential than a thousand statements.

- Bo Bennett

CLAMPS

# HOSE FERRULES

## SMOOTH BRASS HOSE FERRULES



Part #	Ferrule #	I.D.	Length	Pierce	Gauge	
32-500	6231	0.330	0.49	0.250	0.020	----
32-501	833	0.358	0.500	0.265	0.020	----
32-502	622	0.380	0.500	0.265	0.020	----
32-550	619	0.400	0.47	0.27	0.020	----
32-504	620	0.410	0.500	0.265	0.020	----
32-551	769R	0.450	0.562	0.343	0.020	----
32-552	4750	0.478	0.687	0.328	0.025	----
32-553	624R	0.500	0.500	0.343	0.020	----
32-554	7322	0.500	1.000	0.328	0.025	----
32-555	625	0.525	0.47	0.36	0.020	----
32-517	625A	0.525	0.56	0.360	0.020	----
32-556	7323	0.525	1.000	0.375	0.025	----
32-521	9974	0.525	1.000	0.437	0.025	----
32-557	7324	0.531	1.000	0.375	0.025	----
32-558	626	0.550	0.484	0.375	0.020	----
32-559	7325	0.56	1.000	0.437	0.025	----
32-561	7326	0.593	1.000	0.437	0.025	----
32-562	JJ	0.600	0.484	0.437	0.016	----
32-563	JJ	0.600	0.500	0.500	0.020	----
32-526	II	0.625	0.500	0.500	0.020	----
32-564	7327	0.625	1.000	0.437	0.025	----
32-565	HH	0.650	0.500	0.500	0.020	----
32-566	7328	0.656	1.000	0.437	0.025	----
32-567	GG	0.675	0.515	0.500	0.020	----
32-568	7329	0.69	1.000	0.500	0.025	----
32-570	7330	0.718	1.000	0.500	0.025	----
32-571	EE	0.725	0.530	0.500	0.020	----
32-572	DD	0.750	0.531	0.500	0.020	----
32-573	7331	0.750	1.000	0.625	0.025	----
32-574	CC	0.775	0.531	0.500	0.020	----
32-533	7332B	0.781	1.000	0.500	0.025	----
32-575	7332	0.781	1.000	0.625	0.025	----
32-576	BB	0.800	0.546	0.562	0.020	----
32-577	7333	0.812	1.000	0.625	0.025	----
32-578	AA	0.825	0.546	0.562	0.020	----
32-579	7244	0.875	0.843	0.687	0.025	----
32-580	7113	0.925	0.968	0.750	0.025	----
32-545	5235A	1.000	0.843	0.687	0.025	----
32-549	7145A	1.050	0.843	0.687	0.025	----
32-584	5027	1.100	0.843	0.812	0.025	----
32-588	7088	1.175	0.875	0.875	0.025	----
32-590	875L	1.200	0.843	0.875	0.025	----
32-591	7291	1.225	0.968	0.875	0.025	----

Also available in steel. Call for a quote!

*More sizes available*

# HOSE ACCESSORIES

## HOSE CRIMPER

### HOSE CRIMPERS

• Provides production capability and “big tool” crimping advantages at just a fraction of the cost of other tools offering comparable results.



**HOSE CRIMPER COMES WITH 5 DIES**

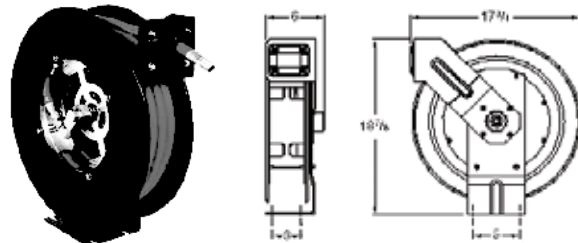
**# 308-071 THRU # 308-075**

Part #		
308-070	Hose Crimper	----

### REPLACEMENT DIES

Part #	Size	
308-071	5/8"	----
308-072	37/64"	----
308-073	17/32"	----
308-074	31/64"	----
308-075	11/16"	----
308-076	7/16"	----
308-077	3/4"	----
308-078	13/16"	----
308-079	3/8"	----

## HOSE REEL



### LOW PRESSURE

Reels are ideally suited for plant maintenance or many other industrial functions where hose storage is a problem. Standard hose for air, water and oxygen/ acetylene application.

- Made in the USA .
- All metal reel.
- Unitized multi-functional hub arbor.
- 8 Position guide arm.
- Minimal size envelope permits installation where space is a factor.
- Simple design incorporates fewer parts.
- Single set screw to access latch area and spring case.
- Heavy gauge base with no welds.

Part #	Operating Pressure	Capacity Hose ID		Shipping Weight	
		I.D.	Length		
940-350	300	3/8	50	41	----
940-250	300	1/4	50	44	----

940350 - Air/ Water

940250 - Oxygen/ Acetylene

**CORROSION RESISTANCE VALUES  
for Plastic Tubing**

Ratings based on tests at 70°F and should not be exposed to higher temperature without testing

**F**-5000 Poly Vinyl Chloride

**U**-2000 Polyurethane

**E**-1000 Low Density Polyethylene

**N**-6000 Nylon

**P**-1100 Polypropylene

**D**-4000 EVA

**T**-7000 Teflon

**U**-8000 Special Plasticizers PVC

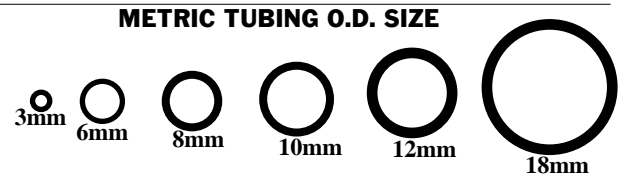
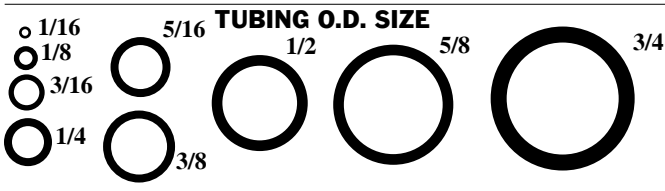
**G**-Good

**L**-Limited

**P**-Poor

**N**-Not Tested

	<b>F</b>	<b>U</b>	<b>E</b>	<b>N</b>	<b>P</b>	<b>D</b>	<b>T</b>	<b>U</b>	<b>ACIDS &amp; BASES</b>	<b>F</b>	<b>U</b>	<b>E</b>	<b>N</b>	<b>P</b>	<b>D</b>	<b>T</b>
<b>FUELS:</b>									<b>ACIDS &amp; BASES</b>							
Butane (1).....	G	G	L	G	L	G	G	N	Acetic, 50%.....	G	P	P	L	G	P	G
Diesel Fuel.....	L	G	L	G	L	P	N	G	Boric.....	G	G	G	G	G	G	G
Gasoline (regular).....	L	G	P	G	L	N	G	G	Carbolic (phenol).....	P	P	G	P	G	P	N
Kerosene.....	L	G	P	G	G	P	G	G	Fatty.....	G	G	P	G	G	N	G
Methane (nat. gas)(1).....	G	G	L	G	G	N	N	N	Formic, 90%.....	G	P	G	P	G	G	G
Propane (1).....	G	G	L	G	L	N	N	N	Hydrochloric, 10%.....	G	G	G	L	G	G	G
<b>OTHERS:</b>									Hydrochloric, 25%.....	G	L	G	P	G	L	G
Acetylene.....	N	G	G	G	G	N	N	N	Hydrochloric, 50%.....	G	L	G	P	G	L	G
Ammonia gas.....	P	G	G	G	G	G	N	N	Hydrocyanic, 50%.....	L	P	G	P	G	G	G
Ammonium salts.....	G	G	G	G	G	N	N	N	Maleic.....	G	P	G	G	G	N	N
Amyl acetate.....	P	P	L	G	P	P	G	N	Nitric, 10%.....	G	P	G	L	G	L	G
Aniline.....	P	P	L	L	G	P	G	N	Nitric, 30%.....	G	P	G	P	L	L	G
Animal oils.....	G	G	P	G	G	N	G	G	Oleic.....	L	G	L	G	G	P	N
Bleach, 7%.....	G	P	G	L	L	N	N	G	Phosphoric, 25%.....	G	L	G	G	G	G	N
Bromine.....	L	G	P	P	P	P	G	N	Sulfuric, 30%.....	G	L	G	L	G	L	G
Butandiol.....	G	G	G	G	G	N	N	N	Sulfuric, 70%.....	L	P	P	P	G	P	G
Calcium salts incl. Chloride.....	G	G	G	G	G	N	G	G	Sulfuric, 98%.....	P	P	P	P	G	P	G
Chlorine gas, dry.....	G	G	P	P	P	P	N	N	Sulfurous, 30%.....	G	P	G	L	G	N	G
Dibutyl phthalate.....	N	P	L	G	L	P	N	G	Tannic.....	G	P	G	G	G	N	G
Glucose.....	G	G	G	G	G	G	G	G	Ammonium hydroxide, 25%...P	G	L	G	G	G	G	N
Glycerine.....	G	G	G	G	G	G	N	G	Potassium hydroxide, 25%.L	G	G	G	G	G	G	G
Hydrogen peroxide 10%.....G	G	G	G	G	G	G	G	G	Sodium hydroxide, 50%.....G	G	G	G	G	G	L	G
Hydrogen peroxide 25%.....L	G	G	P	G	G	G	G	G	<b>SOLVENTS:</b>							
Hydrogen sulfide.....	G	P	G	L	G	N	G	N	Acetone.....	P	P	G	G	L	P	G
Isocyanates.....	N	G	G	G	N	P	N	N	Benzene.....	P	L	P	G	P	P	G
Lead salts (3).....	G	G	G	G	G	N	N	N	Carbon tetrachloride.....P	L	L	L	L	P	P	G
Magnesium salts.....	G	G	G	G	G	N	G	N	Chloroform.....	P	P	P	L	P	P	G
Mercury.....	G	G	G	G	G	N	N	N	Cyclohexanone.....	P	P	P	G	L	P	G
Milk.....	G	G	G	G	G	N	G	G	Dimethylformamide.....P	L	N	G	N	N	N	N
Mineral Oil.....	G	G	L	G	L	P	G	G	Dioxane.....	N	N	P	G	L	N	N
Nitrous Oxide (1).....	G	G	L	G	G	N	N	N	Ethyl acetate.....	P	L	G	G	L	P	G
Oxygen (1).....	G	G	G	G	G	G	G	G	Ethyl alcohol (1).....L	G	G	L	G	G	G	G
Ozone, ambient.....	G	G	L	G	L	N	N	G	Ethyl ether.....	L	L	G	G	L	P	N
Paint, oil base.....	L	G	L	G	G	N	N	G	Ethylene glycol.....	G	G	G	G	G	G	N
Polyglycols.....	G	G	G	G	G	N	N	N	Formaldehyde.....	G	G	G	G	G	L	N
Potassium salts.....	G	G	G	G	G	N	G	N	Freon - 12'.....	L	L	G	G	L	N	G
Pydraul.....	P	P	P	G	N	N	N	N	Methyl alcohol.....	L	G	G	L	G	N	N
Pyridine.....	P	L	G	L	G	N	G	N	Methylene chloride.....P	P	L	G	L	P	N	
Salt Water.....	G	G	G	G	G	G	G	G	Methyl ethyl ketone.....P	P	G	G	L	P	N	
Silver Nitrate.....	G	G	G	G	G	G	N	N	Naphthas (2).....	P	G	P	G	L	P	G
Skydrol.....	P	P	P	G	N	N	N	N	Toluene.....	P	G	P	G	L	P	N
Soap solution (conc.).....G	G	G	L	G	G	N	G	G	Triclorethylene.....	P	P	P	L	P	P	G
Sodium salts.....	G	G	G	G	G	N	G	G	Turpentine.....	G	G	P	G	L	P	G
Sodium thiosulphate.....G	G	G	G	G	G	N	G	G	Xylene.....	P	G	P	G	L	P	N
Styrene.....	P	G	P	G	N	N	N	G	<b>HYDRAULIC FLUIDS:</b>							
Trisodium phosphate.....G	G	N	G	G	G	N	N	G	Diester base grease.....N	G	P	G	L	P	N	
Ucon oil.....	G	G	G	G	N	N	N	N	Petroleum base grease.....G	G	L	G	L	P	N	
Urea.....	G	G	G	G	G	N	G	G	Phosphate ester.....	L	P	P	G	G	N	N
Vegetable oils (1).....	G	G	G	G	G	P	N	G	Polyol ester.....	P	N	P	G	G	N	N
Water at 730F.....	G	G	G	G	G	G	G	G	Water-glycol.....	G	G	G	G	G	N	N
Water at 1400F.....	L	G	G	G	G	G	G	G	SAE motor oils.....	G	G	G	G	G	N	N
Water at 1700F.....	P	L	N	L	G	P	N	G	Machine oil.....	G	G	L	G	L	N	N
Whiskey, wine (1).....	N	G	G	G	G	N	G	G	MIL-L-7808 H.....	G	G	L	G	G	N	N
Zinc Chloride.....	G	G	G	G	G	G	N	N	Brake Fluid.....	N	N	N	N	N	N	N



**TUBING**

# PLASTIC TUBING

# TUBING

## POLYETHYLENE TUBING

- Economical
- Flexible
- Low Pressure & Temperature



- Low density polyethylene tubing has a wide range of uses including water lines, beverage tubing, air lines, instrumentation, plus uses in industrial, agricultural, and chemical applications.
- Has good resistance to alkalis, dilute acid, ammonia gas, ammonium hydroxide, brine water, and most aqueous solutions of metallic salts.
- Food Grade
- temperature: -40F° to 135°F
- Natural - ASTM D-1248-8f - Type 1 - Class A - Category 4, Colors are class B.
- 100' coils in Boxes.
- Working pressure 1/4 of Burst PSI @75°F

### 100' POLYETHYLENE TUBING

Part #	Tube O.D.	Tube Wall	Burst PSI	
973-200	1/8"	0.020	400	----
973-201	5/32"	0.025	400	----
973-202	3/16"	0.030	400	----
973-203	1/4"	0.040	400	----
973-204	1/4"	0.062	800	----
973-205	5/16"	0.062	600	----
973-206	3/8"	0.062	400	----
973-207	1/2"	0.062	300	----
973-208	5/8"	0.062	250	----
973-211	3/4"	0.062	150	----
973-209	3/4"	0.094	200	----
973-210	1"	0.125	300	----

### 500' NATURAL POLYETHYLENE

Part #	O.D.	
73-200N5	1/8"	----
73-203N5	1/4"	----
73-204N5	1/4"	----
73-206N5	3/8"	----
73-207N5	1/2"	----

More colors and lengths available... just ask!

### 1000' NATURAL POLYETHYLENE

Part #	O.D.	
73-203N1	1/4"	----
73-204N1	1/4"	----
73-206N1	3/8"	----

### 100' BLACK POLYETHYLENE TUBING

Part #	O.D.	
73-200B	1/8"	----
73-201B	5/32"	----
73-202B	3/16"	----
73-203B	1/4"	----
73-204B	1/4"	----
73-205B	5/16"	----
73-206B	3/8"	----
73-207B	1/2"	----
73-208B	5/8"	----

### 500' BLACK REEL

Part #	O.D.	
73-203B5	1/4"	----
73-205B5	5/16"	----
73-206B5	3/8"	----
73-207B5	1/2"	----

### 1000' BLACK REEL

Part #	O.D.	
73-206B1	3/8"	----

### 100' BLUE POLYETHYLENE TUBING

Part #	O.D.	
73-200U	1/8"	----
73-201U	5/32"	----
73-202U	3/16"	----
73-203U	1/4"	----
73-204U	1/4"	----
73-205U	5/16"	----
73-206U	3/8"	----
73-207U	1/2"	----

### 500' BLUE REEL

Part #	O.D.	
73-203U5	1/4"	----
73-206U5	3/8"	----

### 1000' BLUE REEL

Part #	O.D.	
73-203U1	1/4"	----

### 100' GREEN POLYETHYLENE TUBING

Part #	O.D.	
73-201G	5/32"	----
73-203G	1/4"	----
73-204G	1/4"	----
73-205G	5/16"	----
73-206G	3/8"	----
73-207G	1/2"	----

### 500' GREEN REEL

Part #	O.D.	
73-203G5	1/4"	----

### 1000' GREEN REEL

Part #	O.D.	
73-203G1	1/4"	----

### 100' RED POLYETHYLENE TUBING

Part #	O.D.	
73-203R	1/4"	----
73-205R	5/16"	----
73-206R	3/8"	----

### 500' RED REEL

Part #	O.D.	
73-203R5	1/4"	----

### 1000' RED REEL

Part #	O.D.	
73-203R1	1/4"	----

### 100' WHITE POLYETHYLENE TUBING

Part #	O.D.	
73-203W	1/4"	----
73-206W	3/8"	----
73-207W	1/2"	----

## PLASTIC TUBE CUTTER

Range: 1/8" - 3/8" I.D. (3mm-10mm)



Part #	Description	
91-707	Cutter w/Blade	----

## TUBING

### 100' YELLOW POLYETHYLENE TUBING

Part #	O.D.	
73-203Y	1/4"	----
73-205Y	5/16"	----
73-206Y	3/8"	----

### 100' ORANGE POLYETHYLENE TUBING

Part #	O.D.	
73-203O	1/4"	----

### 100' GRAY POLYETHYLENE TUBING

Part #	O.D.	
73-206A	3/8"	----

### POLYETHYLENE METRIC TUBING



Part #	MM O.D.	MM I.D.	Length meters	
73-200M1	4	2.5	150	----
73-201M2	6	4	25	----
73-201M1	6	4	150	----
73-202M2	8	6	25	----
73-202M1	8	6	150	----
73-203M2	10	8	25	----
73-203M1	10	8	150	----

More sizes and colors available...  
just ask!

Do not look where you fell, but  
where you slipped.

- African proverb

## FLEXIBLE NYLON 11 TUBING

- High Burst
- Resilient
- Corrosion Resistance



- Lubrication systems, instrumentation lines, fuel lines, refrigerant lines, Vacuum applications, food processing.
- Low moisture absorption, Good mechanical properties, and excellent electrical properties.
- Temperature range -10°F to 225 F°
- Has excellent resistance to a wide range of chemicals including oils, gasoline, hydraulic fluids, salt solutions, and bases.
- 1000lb min. burst P.S.I.
- For DOT tubing see air brake section
- 100' Boxed
- Working Pressure is 1/4 minimum burst

Part #	Tube O.D.	Tube Wall	
973-230	1/8"	.017	----
973-231	5/32"	.025	----
973-229	3/16"	.024	----
973-232	1/4"	.035	----
973-238	1/4"	.040	----
973-239	1/4"	.062	----
973-226	5/16"	.040	----
973-233	3/8"	.050	----
973-234	1/2"	.062	----
973-235	5/8"	.062	----

## 100' BLACK NYLON TUBING

Part #	Tube O.D.	
73-230B	1/8"	----
73-231B	5/32"	----
73-232B	1/4"	----
73-238B	1/4"	----
73-233B	3/8"	----
73-234B	1/2"	----

## 500' BLACK NYLON TUBING NATURAL

Part #	Tube O.D.	
73-232N5	1/4"	----

## PLASTIC TUBING

### 1000' BLACK NYLON

Part #	Tube O.D.	
73-230B1	1/8"	----

### NYLON 12 METRIC TUBING

- Same properties as nylon tubing



### 100' LENGTHS

Part #	MM O.D.	MM I.D.	MM Wall	Min PSI	
973-323	4	2.3	0.85	1800	----
973-324	5	3	1	1600	----
973-325	6	4	1	1200	----
973-326	6	3.5	1.25	1700	----
973-327	8	6	1	800	----
973-328	8	5.5	1.25	1100	----
973-329	10	8	1	600	----
973-332	12	10	1	480	----
973-333	12	9	1.5	800	----
973-334	14	12	1	950	----

## PLASTIC TUBE CUTTER

### MINI-TUBING CUTTER

- Great for tight places



Part #	Size	
990-571	3mm-22mm (1/8"-7/8")	----

## TUBING CUTTER



Part #	Size	
990-570	1/8"-1-1/8"	----

# PLASTIC/ ALUMINUM/ COPPER TUBING

# TUBING

## POLYVINYL CHLORIDE (PVC) TUBING

FDA recipe  
NSF approved  
Grade A



- Clear, flexible PVC tubing is suitable for use in low pressure applications including drain lines, laboratory tubing, industrial, chemical, agricultural, and food and beverage applications.
- Has good chemical resistance to alkalis, ammonium compounds, brine, and some acids and alcohols.
- Sanctioned by the FDA for food packaging applications.
- Temperature Range: -5°F to 125°F
- 100 Foot coils in Boxes.

Part #	Tube I.D.	Tube O.D.	Tube Wall	Min Burst	
973-222	1/8	3/16	1/32	200	----
973-224	1/8	1/4	1/16	400	----
973-223	3/16	5/16	1/16	250	----
973-215	1/4	3/8	1/16	200	----
973-252	5/16	7/16	1/16	150	----
973-253	5/16	1/2	3/32	250	----
973-216	3/8	1/2	1/16	125	----
973-255	3/8"	5/8"	1/8"	250	----
973-262	3/8	9/16	3/32	200	----
973-217	1/2	5/8	1/16	100	----
973-219	3/4	1	1/8	120	----
973-221	1	1-1/4	1/8	100	----

## BLUE POLYURETHANE TUBING

Part #	Tube O.D.	
73-343U	1/4	----

## BLACK POLYURETHANE TUBING

Part #	Tube O.D.	
73-343B	1/4	----

Part #	Tube O.D.	
73-343G	1/4	----

## YELLOW POLYURETHANE TUBING

Part #	Tube O.D.	
73-343Y	1/4	----

## POLYURETHANE METRIC TUBING



Part #	Tube O.D.	Tube I.D.	25 Meters
973-350	4	2.5	----
973-352	6	4	----
973-353	8	6	----

More sizes and colors available

## ALUMINUM TUBING

Alloy 3003-0  
ASTM B-483

Material to ASTM B-483



## ALUMINUM VERSATUBE 50' COILS

Part #	O.D.	Wall Thick	50' Coils
972-190	1/8	.025	----
972-191	3/16	.028	----
972-192	1/4	.032	----
972-193	5/16	.035	----
972-194	3/8	.035	----
972-195	1/2	.035	----

## COPPER TUBING

### REFRIGERATION

### COPPER TUBE (50' Coils)



Part #	O.D Actual	Wt. 50' Coil	Wall Thick.	
972-180	1/8	1.74	.030	----
972-181	3/16	2.88	.030	----
972-182	1/4	4.02	.030	----
972-183	5/16	5.45	.032	----
972-184	3/8	6.7	.032	----
972-185	1/2	9.1	.032	----
972-186	5/8	12.55	.035	----
972-187	3/4	15.25	.035	----

## TYPE L SOFT COPPER TUBING (60' Coils)



For residential water lines

Part #	O.D Nom	Wt. 50' Coil	Wall Thick.	
972-171	1/4	.126	.030	----
972-172	3/8	.198	.035	----
972-173	1/2	.285	.040	----

\* Add 1/8" to Nom OD to get the Actual OD

POR = Price on request

TUBING

## POLYURETHANE TUBING

### 100' COILS



Part #	Tube O.D.	Tube I.D.	
973-340	1/8	1/16	----
973-341	5/32	3/32	----
973-342	3/16	1/8	----
973-343	1/4	1/8	----
973-345	3/8	1/4	----
973-346	1/2	3/8	----

## TUBING ACCESSORIES

### Features:

- Route and secure multiple tubing lines
- Mounting versatility
  - Racks can be easily hand separated down to single holders.
  - Thru holes provided (all sizes)
- Standard color is BLACK. Other colors available on special request.

Note: Mounting screws not provided



Part #	Tubing OD	Description	Channels	
28-988	1/4	non-adhesive	10	----
28-989	1/4	adhesive	10	----
28-990	3/8	non-adhesive	7	----
28-991	1/2	non-adhesive	5	----



**1/4" BASIC SIZE**

**UNIVERSAL SERIES COUPLERS**

**1/4" BASIC SIZE**

**For ARO, TRU-FLATE, INDUSTRIAL INTERCHANGE**

**1/4" BASIC SIZE**

- Automatic Coupler
- Brass body, NBR Seal, Stainless Steel spring, Steel locking balls.
- Good for low pressure fluid lines.

**Working range:**

Maximum operating Pressure  
To 220 psi

**Temperature:** -4° to +176°F

Industrial

Accepts all 3 styles of plugs!

Parker

ARO



**MALE COUPLER**



**BRASS**

Part #	Size	
28-579	1/4" NPTF	----
28-589	3/8" NPTF	----

**FEMALE COUPLER**



**BRASS**

Part #	Size	
28-560	1/4" NPTF	----

**HOSE BARB COUPLER**



**BRASS**

Part #	Hose I.D. Size	
28-690	1/4"	----
28-691	3/8"	----

**1/4" BASIC SIZE**

**INDUSTRIAL INTERCHANGE**

**1/4" BASIC SIZE**

**Specifications**

Body Size (in.)	1/4
Rated Pressure (PSI)	250
Temperature Range	-4° to +176°

- Sleeve type couplings are widely used to connect compressed air and low pressure fluid lines.

Their compact and economical design uses a ball locking mechanism consisting of captive steel balls that engage the locking groove on the mating nipple. The sliding spring loaded sleeve on the coupler must be manually retracted in order to connect or disconnect the nipple. It is easy to do, but two hands are normally required.

**Common applications include:** compressed air, water, grease, paint, limited vacuum and limited gases.

- The standard is a brass coupler and valve with steel locking balls, NBR seat, and stainless steel springs.

**MALE PIPE COUPLER**

**BRASS**



Part #	NPT Size	
28-552	1/4"	----
28-553	3/8"	----

**STEEL**

28552S	1/4"	----
28553S	3/8"	----

**MALE PLUG**

**STEEL**



Part #	NPT Size	
28-545	1/8"	----
28-546	1/4"	----
28-547	3/8"	----

**360° TURNING SWIVEL PLUG**

1/4" Basic size

Industrial Interchange Plug

•360° Turning

•Swivels



Part #	Size	
320-065	1/4"	----

**FEMALE PIPE COUPLER**

**BRASS**



Part #	NPT Size	
28-540	1/4"	----
28-541	3/8"	----

**STEEL**

28540S	1/4"	----
28541S	3/8"	----

**FEMALE PLUG**


**STEEL**



Part #	NPT Size	
28-533	1/8"	----
28-534	1/4"	----
28-535	3/8"	----

**HOSE ID COUPLER**

**BRASS**



Part #	Hose ID	
28-562	1/4"	----
28-564	3/8"	----
28-565	1/4(Push on)	----
28-566	3/8(Push on)	----

**STEEL**

28-562S	1/4"	----
28-564S	3/8"	----
28-565S	1/4(Push on)	----
28-566S	3/8(Push on)	----

**HOSE ID PLUG**

**STEEL**



Part #	NPT Size	
28-557	1/4"	----
28-559	3/8"	----
28-558	1/4(Push on)	----
28-561	3/8(Push on)	----

**QUICK DISCONNECT**

# QUICK DISCONNECTS

# PNEUMATIC ACCESSORIES

## 3/8" BASIC SIZE

## INDUSTRIAL INTERCHANGE

## 3/8" BASIC SIZE

### Specifications

Body Size (in.)	3/8
Rated Pressure (PSI)	250
Temperature Range	-4° to +176°

- Sleeve type couplings are widely used to connect compressed air and low pressure fluid lines.

Their compact and economical design uses a ball locking mechanism consisting of captive steel balls that engage the locking groove on the mating nipple. The sliding spring loaded sleeve on the coupler must be manually retracted in order to connect or disconnect the nipple. It is easy to do, but two hands are normally required.

**Common applications include:** compressed air, water, grease, paint, limited vacuum and limited gases.

- The standard is a Steel coupler with a Steel valve, NBR seat, and stainless steel springs. Brass coupler avail. on request.
- 3/8" Basic size.

### MALE COUPLER STEEL



Part #	NPT Size	
98-823	1/4"	----
98-824	3/8"	----
98-825	1/2"	----

### FEMALE COUPLER STEEL



Part #	NPT Size	
98-810	1/4"	----
98-811	3/8"	----
98-812	1/2"	----

### HOSE ID COUPLER STEEL



Part #	NPT Size	
98-840	1/4"	----
98-841	3/8"	----
98-842	3/8" (Push on)	----

### MALE PLUG STEEL



Part #	NPT Size	
98-814	1/4"	----
98-815	3/8"	----

### FEMALE PLUG STEEL



Part #	NPT Size	
98-801	1/4"	----
98-802	3/8"	----

### HOSE ID PLUG STEEL



Part #	Hose I.D. Size	
98-828	3/8"	----
98-830	3/8" (Push on)	----

## 1/4" BASIC SIZE

## PARKER INTERCHANGE (TRU-FLATE)

## 1/4" BASIC SIZE

### Specifications

Body Size (in.)	1/4
Rated Pressure (PSI)	250
Temperature Range	-4° to +176°

- The standard is a brass coupler and valve with steel locking balls, NBR seat, and stainless steel springs.
- Unique design has been field proven as a long lasting, high performance coupling especially when used with pneumatic tools.
- Marval connect and disconnect.

### MALE PIPE COUPLER

BRASS



Part #	NPT Size	
28-515	1/8"	----
28-516	1/4"	----
28-517	3/8"	----

### FEMALE PIPE COUPLER

BRASS



Part #	NPT Size	
28-506	1/8"	----
28-507	1/4"	----
28-508	3/8"	----

### HOSE ID COUPLER

BRASS



Part #	Size	
28-528	1/4"	----
28-530	3/8"	----
28-531	1/4" (Push on)	----
28-532	3/8" (Push on)	----

### MALE PLUG

STEEL



Part #	NPT Size	
28-509	1/8"	----
28-510	1/4"	----
28-511	3/8"	----

### FEMALE PLUG

STEEL



Part #	NPT Size	
28-500	1/8"	----
28-501	1/4"	----
28-502	3/8"	----

### HOSE ID PLUG

STEEL



Part #	Size	
28-518	1/4"	----
28-520	3/8"	----
28-521	1/4" (Push on)	----
28-522	3/8" (Push on)	----

QUICK DISCONNECT



# PNEUMATIC ACCESSORIES

# QUICK DISCONNECTS

1/4" BASIC SIZE

ARO 210 INTERCHANGE

1/4" BASIC SIZE

## Specifications

Body Size (in.)	1/4
Rated Pressure (PSI)	250
Temperature Range	-4° to +176°

- Brass bodies and valves, steel locking balls, NBR seat, and stainless steel springs.
- Couplings have a full opening tubular valve for maximum flow and a built-in sleeve guard to minimize accidental disconnect.
- Marval connect and disconnect.

### MALE PIPE COUPLER

BRASS



Part #	NPT Size	
28-592	1/8"	----
28-593	1/4"	----
28-594	3/8"	----

### FEMALE PIPE COUPLER

BRASS



Part #	NPT Size	
28-583	1/8"	----
28-584	1/4"	----
28-585	3/8"	----

### HOSE ID COUPLER

BRASS



Part #	Size	
28-601	1/4"	----
28-603	3/8"	----

### MALE PLUG

STEEL



Part #	NPT Size	
28-586	1/8"	----
28-587	1/4"	----

### FEMALE PLUG

STEEL



Part #	NPT Size	
28-577	1/8"	----
28-578	1/4"	----

### HOSE ID PLUG

STEEL



Part #	Size	
28-595	1/4"	----
28-597	3/8"	----

## ST SERIES...HIGH FLOW

## Specifications

Brass - Coupler & Steel Plug		
Temperature Range	-40° to 250°	
Rated Pressure	4650	2350

### MALE PIPE COUPLER

BRASS



Part #	Body & Thread Size	
28-667	1/8"	----
28-665	1/4"	----
28-666	3/8"	----
28-668	1/2"	----
28-669	3/4"	----
28-670	1"	----

### FEMALE PIPE COUPLER

BRASS



Part #	Body & Thread Size	
28-671	1/8"	----
28-651	1/4"	----
28-652	3/8"	----
28-672	1/2"	----
28-673	3/4"	----
28-674	1"	----

### MALE PLUG

STEEL



Part #	Size	
28-675	1/8"	----
28-639	1/4"	----
28-640	3/8"	----
28-676	1/2"	----
28-677	3/4"	----
28-678	1"	----

### FEMALE PLUG

STEEL



Part #	Size	
28-688	1/8"	----
28-619	1/4"	----
28-620	3/8"	----
28-679	1/2"	----
28-680	3/4"	----
28-681	1"	----

- Non-valved couplings for applications where maximum flow is required. Ideal for applications such as high pressure water and steam washers, carpet cleaners and mold coolant lines. They are often used in food processing, on fluid and dye transfer lines.

- Standard seals are Buna-N (Nitrile).

QUICK DISCONNECT

**MINI TYPE QUICK DISCONNECTS**


**Working Range:** 0-145 psi  
**Material:** Chrome Plated Brass

**MALE COUPLER**



Part #	Size	
28-605	1/8"	----

**FEMALE COUPLER**




Part #	Size	
28-606	1/8"	----

**MALE PLUG**



Part #	Size	
28-607	1/8"	----

**FEMALE PLUG**



Part #	Size	
28-608	1/8"	----

**LINCOLN INTERCHANGE**

- 1/4" Basic Size

**Specifications**

Body Size (in.)	1/4
Rated Pressure (PSI)	250
Temperature Range	-40° to +250°

- Brass body with steel sleeve and backnut. Valve material is Acetal and seal is Nitrile.

**MALE PIPE COUPLER**



Part #	Size	
28-682	1/8"	----
28-683	1/4"	----

**FEMALE PIPE COUPLER**



Part #	Size	
28-684	1/4"	----

**MALE PLUG**

Steel



Part #	Size	
28-685	1/8"	----
28-686	1/4"	----

**FEMALE PLUG**

Steel



Part #	Size	
28-687	1/4"	----

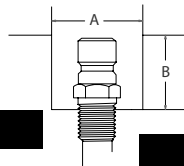
**MOLD COOLANT-LINE QUICK COUPLERS**

**OPERATING PRESSURE:**  
 200 PSIG (14.06 Kg/sq. cm)  
**Standard Seal:**  
**SILICONE:** -90°F to 400°F (-68°C to + 205°C)

- Our coolant couplers are engineered for optimum speed and performance in connecting coolant lines to molds used for thermoplastic, thermosetting, blow molding, diecasting and on other types of tooling and equipment utilizing a constant fluid flow pumped through cooling channels.



BRASS



STEEL

**MALE PLUG (BRASS)**

**1/4" BASIC SIZE**

Part #	Size	A	B	
29-900	1/8"	0.69	0.69	----
29-901	1/4"	0.84	0.94	----
29-902	3/8"	1.00	0.97	----

**3/8" BASIC SIZE**

Part #	Size	A	B	
29-906	1/4"	1.00	0.94	----
29-907	3/8"	1.00	1.13	----
29-908	1/2"	1.81	1.25	----

**1/2" BASIC SIZE**

Part #	Size	A	B	
29-911	1/2"	1.25	1.50	----
29-912	3/4"	1.50	1.56	----

**FEMALE PLUG (STEEL)**

**1/4" BASIC SIZE**

Part #	Size	
29-903	1/8"	----
29-904	1/4"	----
29-905	3/8"	----

**3/8" BASIC SIZE**

Part #	Size	
29-909	1/4"	----
29-910	3/8"	----

**1/2" BASIC SIZE**

Part #	Size	
29-913	1/2"	----
29-914	3/4"	----

**MOLD COOLANT-LINE QUICK COUPLERS**

D-M-E, PARKER and FOSTER INTERCHANGE

**Straight Stem**



**90° Stem**



**45° Stem**



**Body Only**



**1/4" BASIC SIZE, BRASS**

**STRAIGHT THROUGH (Non-Valved)**

Hose ID Size	Straight Stem		90° Stem		45° Stem		Body Only	
	Part #		Part #		Part #		Part #	
1/4"	98-915	----	98-920	----	98-925	----	98-930	----
1/4" (Push On)	98-916	----	98-921	----	98-926	----	(1/8" Female Pipe)	
5/16"	98-917	----	98-922	----	98-927	----		
3/8"	98-918	----	98-923	----	98-928	----		
3/8" (Push On)	98-919	----	98-924	----	98-929	----		

**1/4" BASIC SIZE, BRASS**

**VALVED**

Hose ID Size	Straight Stem		90° Stem		45° Stem		Body Only	
	Part #		Part #		Part #		Part #	
1/4"	98-931	----	98-936	----	98-941	----	98-946	----
1/4" (Push On)	98-932	----	98-937	----	98-942	----	(1/8" Female Pipe)	
5/16"	98-933	----	98-938	----	98-943	----		
3/8"	98-934	----	98-939	----	98-944	----		
3/8" (Push On)	98-935	----	98-940	----	98-945	----		

**3/8" BASIC SIZE, BRASS**

**STRAIGHT THROUGH (Non-Valved)**

Hose ID Size	Straight Stem		90° Stem		45° Stem		Body Only	
	Part #		Part #		Part #		Part #	
3/8"	98-947	----	98-952	----	98-957	----	98-962	----
3/8" (Push On)	98-948	----	98-953	----	98-958	----	(1/4" Female Pipe)	
1/2"	98-949	----	98-954	----	98-959	----	98-986	----
1/2"	98-950	----	98-955	----	98-960	----	(3/8" Female Pipe)	
1/2" (Push On)	98-951	----	98-956	----	98-961	----		

**3/8" BASIC SIZE, BRASS**

**VALVED**

Hose ID Size	Straight Stem		90° Stem		45° Stem		Body Only	
	Part #		Part #		Part #		Part #	
3/8"	98-963	----	98-967	----	98-971	----	98-975	----
3/8" (Push On)	98-964	----	98-968	----	98-972	----	(1/4" Female Pipe)	
1/2"	98-965	----	98-969	----	98-973	----		
1/2"	98-966	----	98-970	----	98-974	----		

**1/2" BASIC SIZE, BRASS**

**STRAIGHT THROUGH (Non-Valved)**

Hose ID Size	Straight Stem		90° Stem		45° Stem		Body Only	
	Part #		Part #		Part #		Part #	
1/2"	98-976	----	98-979	----	98-982	----	98-985	----
1/2" (Push On)	98-977	----	98-980	----	98-983	----	(1/2" Female Pipe)	
3/4"	98-978	----	98-981	----	98-984	----		

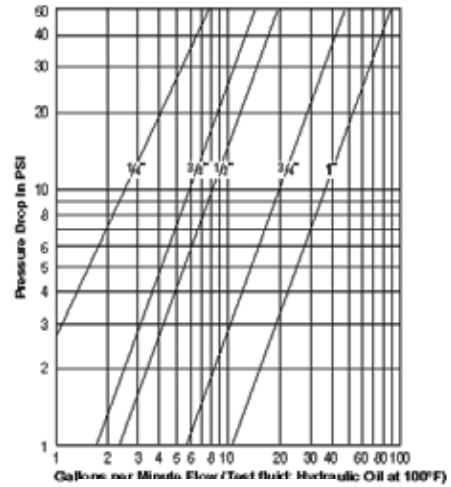
**QUICK  
DISCONNECT**

# QUICK DISCONNECT

# HYDRAULIC COUPLINGS

## ISO-A Interchange

Nominal Size	Material	Rated Flow	Minimum Burst-Coupler	Minimum Burst-Plug	Minimum Burst Connected
1/4"	Steel	2.5 GPM	27,260 PSI	20,155 PSI	18,850 PSI
3/8"	Steel	6.6 GPM	22,185 PSI	18,125 PSI	17,400 PSI
1/2"	Steel	11.3 GPM	18,850 PSI	15,370 PSI	16,820 PSI
3/4"	Steel	24.5 GPM	18,705 PSI	17,400 PSI	15,080 PSI
1"	Steel	29.7 GPM	16,820 PSI	14,500 PSI	14,500 PSI



**FEMALE PIPE COUPLER**

Part #	Body Size	NPT	Working PSI	
ANV-14-F	1/4"	1/4"	5075	----
ANV-38-F	3/8"	3/8"	4550	----
ANV-12-F	1/2"	1/2"	4500	----
ANV-34-F	3/4"	3/4"	3625	----
ANV-1-F	1"	1"	3335	----

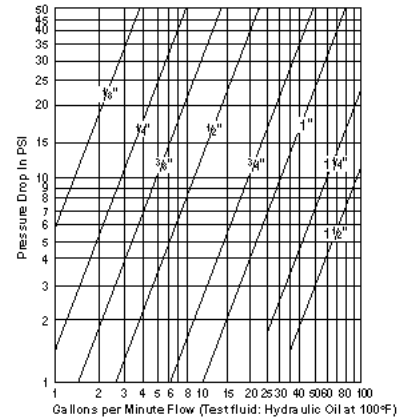


**PLUG**

Part #	Body Size	NPT	Working PSI	
ANV-14-M	1/4"	1/4"	5075	----
ANV-38-M	3/8"	3/8"	4550	----
ANV-12-M	1/2"	1/2"	4500	----
ANV-34-M	3/4"	3/4"	3625	----
ANV-1-M	1"	1"	3335	----

## ISO-B Interchange

Nominal Size	Material	Rated Flow	Minimum Burst-Coupler	Minimum Burst-Plug	Minimum Burst Connected
1/8"	Steel	2.0 GPM	25,300 PSI	23,200 PSI	23,200 PSI
1/4"	Steel	4.2 GPM	27,260 PSI	21,460 PSI	20,880 PSI
3/8"	Steel	8.0 GPM	27,550 PSI	18,850 PSI	19,430 PSI
1/2"	Steel	11.0 GPM	23,780 PSI	15,370 PSI	15,370 PSI
3/4"	Steel	24.0 GPM	19,720 PSI	15,950 PSI	15,660 PSI
1"	Steel	25.0 GPM	19,720 PSI	15,950 PSI	15,660 PSI



**FEMALE PIPE COUPLER**

Part #	Body Size	NPT	Working PSI	
HNV-14-F	1/4"	1/4"	5075	----
HNV-38-F	3/8"	3/8"	4350	----
HNV-12-F	1/2"	1/2"	4060	----
HNV-34-F	3/4"	3/4"	2610	----
HNV-1-F	1"	1"	2175	----



**PLUG**

Part #	Body Size	NPT	Working PSI	
HNV-14-M	1/4"	1/4"	5075	----
HNV-38-M	3/8"	3/8"	4350	----
HNV-12-M	1/2"	1/2"	4060	----
HNV-34-M	3/4"	3/4"	2610	----
HNV-1-M	1"	1"	2175	----

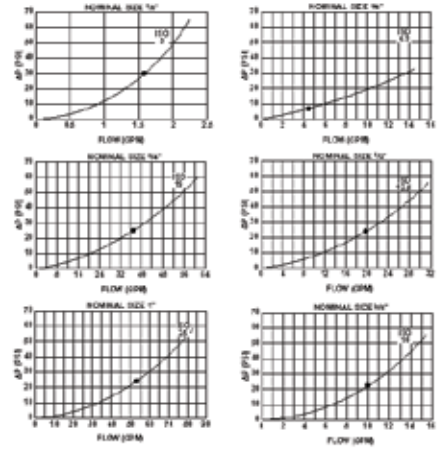
QUICK DISCONNECT

# HYDRAULIC COUPLINGS

# QUICK DISCONNECT

## FLUSH FACE

Nominal Size	ISO Size	Maximum Working Pressure	Rated Flow	Minimum Burst-Plug	Minimum Burst-Coupler	Minimum Burst-Connected
1/8"	5	7250 PSI	1.6 GPM	43,500 PSI	29,000 PSI	43,500 PSI
1/4"	6.3	5000 PSI	4.8 GPM	28,275 PSI	23,925 PSI	33,350 PSI
3/8"	10	5000 PSI	10.0 GPM	29,200 PSI	21,025 PSI	20,590 PSI
1/2"	12.5	5000 PSI	19.8 GPM	25,375 PSI	21,750 PSI	23,295 PSI
5/8"	16	5000 PSI	26.4 GPM	24,255 PSI	21,750 PSI	23,200 PSI
3/4"	19	5000 PSI	37.0 GPM	20,580 PSI	20,580 PSI	20,300 PSI
1"	25	5000 PSI	52.8 GPM	20,580 PSI	20,580 PSI	21,750 PSI
1-1/2"	40	3625 PSI	89.5 GPM	14,500 PSI	14,500 PSI	14,500 PSI



**FEMALE PIPE COUPLER**

Part #	Body Size	NPT	Working PSI	
FF-14-F	1/4"	1/4"	4400	----
FF-38-12-F	3/8"	1/2"	4350	----
FF-38-F	3/8"	3/8"	4350	----
FF-12-F	1/2"	1/2"	3650	----
FF-34-12-SAE-F	1/2"	3/4"	3675	----
FF-34-F	3/4"	3/4"	3650	----
FF-1-F	1"	1"	3675	----

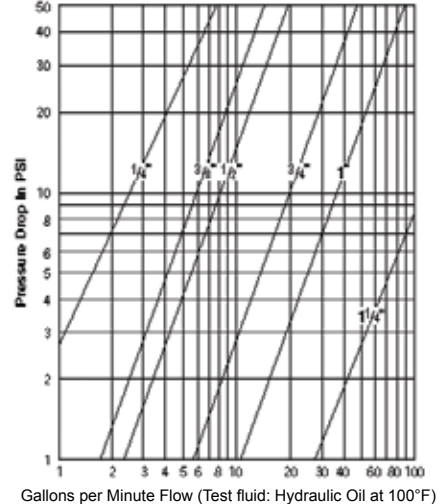


**PLUG**

Part #	Body Size	NPT	Working PSI	
FF-14-M	1/4"	1/4"	4400	----
FF-38-12-M	3/8"	1/2"	4350	----
FF-38-M	3/8"	3/8"	4350	----
FF-12-M	1/2"	1/2"	3650	----
FF-34-12-SAE-M	1/2"	3/4"	3675	----
FF-34-M	3/4"	3/4"	3650	----
FF-1-M	1"	1"	3675	----

## AG INTERCHANGE

Nominal Size	Rated Flow	Minimum Burst-Coupler	Minimum Burst-Plug	Minimum Burst-Connected
1/4"	6.08 GPM	27,550 PSI	21,170 PSI	22,040 PSI
3/8"	9.5 GPM	26,970 PSI	18,125 PSI	23,200 PSI
1/2"	11.3 GPM	18,850 PSI	15,370 PSI	16,820 PSI
3/4"	24.5 GPM	17,400 PSI	17,400 PSI	15,370 PSI
1"	27.5 GPM	16,820 PSI	14,500 PSI	14,790 PSI



**FEMALE PIPE COUPLER**

Part #	Body Size	NPT	Working PSI	
NV-14-F	1/4"	1/4"	5075	----
NV-38-F	3/8"	3/8"	4550	----
NV-12-F	1/2"	1/2"	3625	----
NV-34-F	3/4"	3/4"	3625	----
NV-1-F	1"	1"	3335	----



**PLUG**

Part #	Body Size	NPT	Working PSI	
NV-14-M	1/4"	1/4"	5075	----
NV-38-M	3/8"	3/8"	4550	----
NV-12-M	1/2"	1/2"	3625	----
NV-34-M	3/4"	3/4"	3625	----
NV-1-M	1"	1"	3335	----

**QUICK DISCONNECT**

# PNEUMATICS

# PNEUMATIC ACCESSORIES

## BRASS MUFFLERS



**Materials:**  
**Body: Brass**  
**Element: Sintered Bronze**  
**Max Operating Pressure: 300PSI**  
**Temperature: 35° to 300°F**

Part #	Size	
300-020	10/32"	----
300-021	1/8"	----
300-022	1/4"	----
300-023	3/8"	----
300-024	1/2"	----
300-026	3/4"	----
300-028	1"	----

40 Micron element

## STAINLESS MUFFLERS



**Materials:**  
**Body: 303 Grade Stainless Steel**  
**Element: 316 Grade Stainless Steel**  
**Max Operating Pressure: 300PSI**  
**Temperature: 35° to 392°F**

Part #	Size	
300-031	10-32 NF	----
300-032	1/8"	----
300-033	1/4"	----
300-034	3/8"	----
300-035	1/2"	----
300-036	3/4"	----
300-037	1"	----

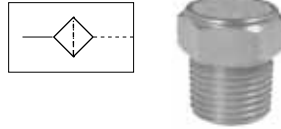
## BRASS BREATHER VENT



**Materials:**  
**Body: Brass**  
**Element: Sintered Bronze**  
**Max Operating Pressure: 150PSI**  
**Temperature: 35° to 300°F**  
 40 Micron element

Part #	Size	
300-000	10-32"	----
300-001	1/8"	----
300-002	1/4"	----
300-003	3/8"	----
300-004	1/2"	----
300-006	3/4"	----
300-008	1"	----


## STAINLESS BREATHER VENT



**Materials:**  
**Body: 303 Grade Stainless Steel**  
**Element: 316 Grade Stainless Steel**  
**Max Operating Pressure: 150PSI**  
**Temperature: 35° to 390°F**

Part #	Size	
300-014	1/8"	----
300-015	1/4"	----
300-017	3/8"	----
300-018	1/2"	----
300-019	3/4"	----
300-007	1"	----

## PRESSURE SNUBBER



**Materials:**  
**Body: Brass**  
**Element: Sintered Bronze**  
**Max Operating Pressure: 9000PSI**  
**Temperature: 35° to 300°F**

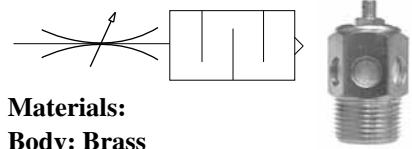
Part #	Size	Porosity	
28-354	1/4"	40 um	----
28-353	1/4"	30 um	----
28-352	1/4"	25 um	----
28-351	1/4"	20 um	----
28-350	1/4"	10 um	----

Part #	Size	Porosity	
28-359	3/8"	40 um	----
28-358	3/8"	30 um	----
28-357	3/8"	25 um	----
28-356	3/8"	20 um	----
28-355	3/8"	10 um	----

### Recommended Element Porosity Rating

Porosity Rating	Color Code	Recommended Application
40 um	None	Viscous Fluids (over 500 ssu)
30 um	Black	Med. Type Oils (225 to 500 ssu)
25 um	Brown	Water & L.T. Oils (30 to 25 ssu)
20 um	Green	Low Viscosity Fluids (under 30 ssu)
10 um	Red	
5 um	Purple	Air and Other Gases

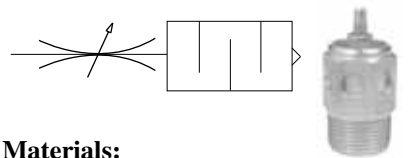
## SPEED CONTROL VALVE



**Materials:**  
**Body: Brass**  
**Element: 40 Micron Sintered Bronze**  
**Max Operating Pressure: 300PSI**  
**Temperature: 35° to 300°F**

Part #	Size	
940-800	1/8"	----
940-801	1/4"	----
940-803	3/8"	----
940-804	1/2"	----
940-805	3/4"	----
940-806	1"	----

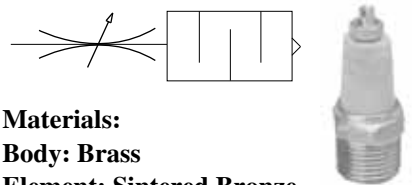
## STAINLESS SPEED CONTROL VALVE



**Materials:**  
**Body: 303 Grade Stainless Steel**  
**Element: 316 Grade Stainless Steel**  
**Max Operating Pressure: 300PSI**  
**Temperature: 35° to 392°F**

Part #	Size	
940-810	1/8"	----
940-811	1/4"	----
940-812	3/8"	----
940-813	1/2"	----
940-814	3/4"	----
940-815	1"	----

## MUFFLER W/ FLOW ADJUSTMENT

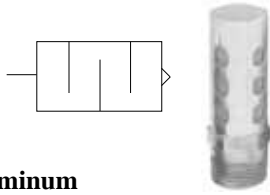


**Materials:**  
**Body: Brass**  
**Element: Sintered Bronze**  
**Max Operating Pressure: 300PSI**  
**Temperature: 35° to 300°F**

Part #	Size	
28-379	1/8"	----
28-380	1/4"	----
28-381	3/8"	----
28-382	1/2"	----



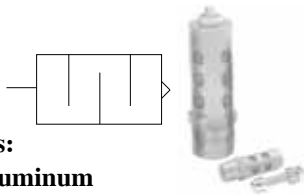
**HIGH FLOW ALUMINUM MUFFLER**



**Materials:**  
**Body: Aluminum**  
**Element: 50 Mesh Stainless Steel**  
**Max Operating Pressure: 300PSI**  
**Temperature: 35° to 160°F**

Part #	Size	
940-822	1/8"	----
940-823	1/4"	----
940-824	3/8"	----
940-825	1/2"	----
940-826	3/4"	----
940-827	1"	----

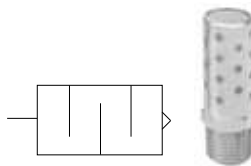
**SPEED CONTROL ALUMINUM MUFFLER**



**Materials:**  
**Body: Aluminum**  
**Element: 50 Mesh Stainless Steel**  
**Max Operating Pressure: 300PSI**  
**Temperature: 35° to 160°F**

Part #	Size	
940-816	1/8"	----
940-817	1/4"	----
940-818	3/8"	----
940-819	1/2"	----
940-820	3/4"	----
940-821	1"	----

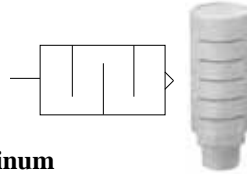
**HIGH FLOW STEEL MUFFLER**



**Materials:**  
**Body: Steel**  
**Element: 50 Mesh Stainless Steel**  
**Max Operating Pressure: 300PSI**  
**Temperature: 35° to 160°F**

Part #	Size	
28-373	1/8"	----
28-374	1/4"	----
28-375	3/8"	----
28-376	1/2"	----
28-377	3/4"	----
28-378	1"	----

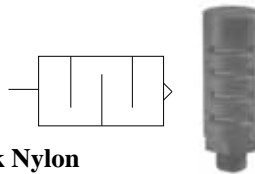
**ALUMINUM HIGH FLOW MUFFLER**



**Materials:**  
**Body: Aluminum**  
**Element: 50 Mesh Stainless Steel**  
**Max Operating Pressure: 300PSI**  
**Temperature: 35° to 160°F**

Part #	Size	
28-367	1/8"	----
28-368	1/4"	----
28-369	3/8"	----
28-370	1/2"	----
28-371	3/4"	----
28-372	1"	----

**PLASTIC HIGH FLOW MUFFLER**



**Materials:**  
**Body: Black Nylon**  
**Element: 50 Mesh Stainless Steel**  
**Max Operating Pressure: 150PSI**  
**Temperature: 35° to 120°F**

Part #	Size	
28-363	1/8"	----
28-364	1/4"	----
28-365	3/8"	----
28-366	1/2"	----

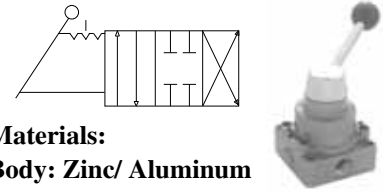
**NIPPLE INLINE FILTER**



**Materials:**  
**Body: Brass**  
**Element: 40 Micron Sintered Bronze**  
**Max Operating Pressure: 300PSI**  
**Temperature: 35° to 300°F**

Part #	Size	
940-845	1/8"	----
940-846	1/4"	----
940-847	3/8"	----
940-848	1/2"	----

**SLIDING HAND VALVES**



**Materials:**  
**Body: Zinc/ Aluminum**  
**Cover: Zinc**  
**Rotary Disk: Teflon**  
**Pressure Range: 0 to 140PSI**  
**Proof Pressure: 213 PSI**  
**Temperature: 41°F to 140°F**  
**Media: Air**  
**Valve Function: 4-Way, 3 Position**  
**Operation Method: Manually operated 90°, Rotary Disk, Direct-Acting type**

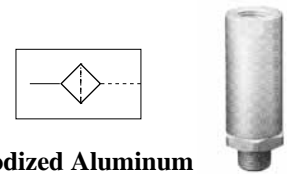
**Body: Zinc**

Part #	Size	
28-360	1/4"	----

**Body: Aluminum**

28-361	3/8"	----
28-362	1/2"	----

**REPAIRABLE AIR/ OIL INLINE FILTER**



**Materials:**  
**Body: Anodized Aluminum**  
**Element: 40 Micron Sintered Bronze**  
**Max Operating Pressure: 300PSI**  
**Temperature: 35° to 200°F**

Part #	Size	
940-840	1/8"	----
940-841	1/4"	----
940-842	3/8"	----
940-843	1/2"	----
940-844	3/4"	----

If the lessons of history teach us anything it is that nobody learns the lessons that history teaches us.

- Anon.

# MANIFOLDS

# PNEUMATIC ACCESSORIES

## Materials:

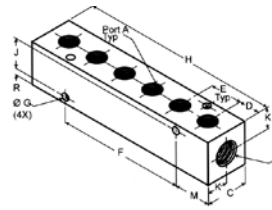
Aluminum with black anodizing for corrosion resistance.

## Specifications:

Max Operating Pressure: 1000PSI

Temperature: -10° to 200°F

Media: Air and liquids compatible with materials of construction.



## RIGHT ANGLE MANIFOLD

## THREADED PORTS

Part #	Ports		A NPT	B NPT	C	D	E	F	G	H	J	K	M	R	Part #	
28-448	2	----	1/8"	1/4"	1.00	0.50	0.75	N/A	0.17	1.75	0.70	0.50	0.88	0.15	28-448R	----
28-449	3	----						0.75		2.50					28-449R	----
28-450	4	----						1.5		3.25					28-450R	----
28-451	5	----						2.25		4.00					28-451R	----
28-452	6	----						3.00		4.75					28-452R	----
28-453	7	----						3.75		5.50					28-453R	----
28-454	8	----						4.50		6.25					28-454R	----
28-455	9	----						5.25		7.00					28-455R	----
28-456	10	----						6.00		7.75					28-456R	----
28-457	2	----						1/4"		3/8"					1.25	0.63
28-458	3	----	0.88	3.00	28-458R	----										
28-459	4	----	1.75	3.88	28-459R	----										
28-460	5	----	2.63	4.75	28-460R	----										
28-461	6	----	3.50	5.63	28-461R	----										
28-462	7	----	4.38	6.50	28-462R	----										
28-463	8	----	5.25	7.38	28-463R	----										
28-464	9	----	6.13	8.25	28-464R	----										
28-465	10	----	7.00	9.13	28-465R	----										
28-466	2	----	3/8"	3/8"	1.25	1.00	1.13		N/A		0.20	3.13	0.89	0.63		
28-467	3	----						1.13	4.25	28-467R		----				
28-468	4	----						2.25	5.38	28-468R		----				
28-469	5	----						3.38	6.50	28-469R		----				
28-470	6	----						4.50	7.63	28-470R		----				
28-471	7	----						5.63	8.75	28-471R		----				
28-472	8	----						6.75	9.88	28-472R		----				
28-473	9	----						7.88	N/A	28-473R		----				
28-474	10	----						9.00	N/A	28-474R		----				

## 3 IN 1 ALUMINUM AIR MANIFOLD

No need to connect and disconnect every time you want to change tools. Supply 3 air tools from one outlet. These manifolds have one inlet with three 1/4 outlets.

S685-4	D3406
S685-6	D3408
S685-8	3104
D3404	3106



Part #	Size	
320-120	1/4" Inlet	----
320-121	3/8" Inlet	----
320-122	1/2" Inlet	----
three 1/4" Outlets		

## SAFETY BLOW GUN

- N/P steel handle with plastic sleeve
  - Brass Valve
  - Zinc body
  - Aluminum nozzle
- 90 PSI
- 20430AD S148  
5114 D204-30  
51-124 6475  
401



1/8" Outlet

Part #	Size	
320-050	1/4" Inlet	----

## PISTOL GRIP BLO-GUN

### Material

- Body: POM (engineering plastic)
- Nozzle: nickel plated carbon steel

### Features

- Simple construction, economic
- Global thread connection
- Durable and versatile applications
- 4 inch nozzle

150 PSI



Part #	Size	
320-035	1/4"	----

## RUBBER TIPPED NOZZLE



51-521  
2058  
D201RT  
411R

Makes positive seal between gun and fuel line or other openings. Use only on air line regulated to 30 PSI or less

Part #	Thread Size	
320-070	1/8 - 27	----

## HIGH FLOW SAFETY NOZZLE



51-338  
SST10  
411BT  
2056

Meets OSHA regulations of 30 PSI maximum outlet pressure when line pressure is 150 PSI or less. Has an air pressure bypass which prevent build up of tip pressure even if nozzle is blocked. Adapts to any blow gun with a 1/8" NPT nozzle port

Part #	
320-075	----



**MULTI-PURPOSE AIR VENT**

705



Part #	Size	
46-048	1/8"	----

**BRASS BICYCLE PUMP FITTING**

Screw on swivel chuck for most hand operated tire pumps.

Buna-N-Seal • Deflator



Part #	Size	
32-782	3/16"	----

**INFLATOR**



Part #	Size	
32-783	3/16"	----

**360° Turning Swivel Fitting**

1/4" Basic size Industrial Interchange Plug •360° Turning •Swivels



Part #	Size	
320-065	1/4"	----

**SWIVEL FITTING**

•360° Turning  
•Swivels

**Male NPT x Female NPT**



Part #	Size	
320-061	1/4"	----

**AIR CHUCKS**

**HEX BALL FOOT CHUCK**



Part #		
46-600	1/4 FPT Live	----

**BALL FOOT CHUCK WITH 1/4 I.D. HOSE BARB**



Part #		
46-607	1/4 ID Live Air	----

**DUAL FOOT CHUCKS**

6999	DTC-02	99941
693		50-065
108		6569



Part #	
320-000	----

**ANGLE CHUCK**



690  
6172

Part #	
320-005	----

**TANK & VENT VALVES**

Three standard styles of valve bodies, complete with short core, for air lifts, water pumps, vacuum, pressurized containers, air jacks, and other pneumatic devices.

**REGULAR:** 300 PSI and cracking pressure 80 PSI

**1/8" NPT, .9" LONG SPRING CORD**

Thread - .302 x 32

7/16" Hex



Part #		
46-620	REGULAR	----

**1/8" NPT 1.207" LONG SPRING CORD**

7/16" Hex



Part #		
46-621	REGULAR	----

**1/4" NPT 1" LONG SPRING CORD**

9/16" Hex



Part #		
46-622	REGULAR	----

**TANK VALVE ACCESSORIES**

**BLACK PLASTIC CAP**

No Gasket



Part #	
46-630	----

**SHORT NICKEL PLATED DOME CAP**



Dome skirted type

Part #	
46-631	----

**FILTERS**

- Quick release bayonet bowl.
- Optional service life indicator turns from green to red when the filter element needs to be replaced.

**TECHNICAL DATA**

**Fluid:**

Compressed Air

**Operating Pressure:**

Transparent bowl: 150 psig

Metal bowl: 250 psig

Automatic drain: 150 psig

**Operating temperature\*:**

Transparent bowl: -30° to 150°F

Metal bowl: -30° to 150°F

\*Air supply must be dry enough to avoid ice formation at temperatures below 35°F.

**MATERIALS**

**F72G**

Body: zinc

Transparent Bowl: polycarbonate

Element: sintered polypropylene

Elastomers: neoprene and nitrile

F73G & F74G

Body: aluminum

Metal bowl: aluminum

Metal bowl liquid level indicator lens:

transparent nylon

Element: sintered polypropylene

**Manual Drain Available**



ACCESSORIES

Part #	Size	Description	
F72G	1/4"	General purpose filter	----
F73G	3/8"	General purpose filter	----
F74G	1/2"	General purpose filter	----

**REGULATORS**

- Full flow gauge ports.
- Balanced valve design minimizes effect of variation in the inlet pressure on the outlet pressure.
- Standard relieving models allow reduction of downstream pressure when the system is dead-ended.

**TECHNICAL DATA**

**Fluid:**

Compressed Air

**Maximum Pressure:**

300 psig (20 bar)

**Operating temperature\*:**

-30° to 175°F (-34 to 80°C)

\*Air supply must be dry enough to avoid ice formation at temperatures below 35°F.

Typical flow with 150 psig (10 bar) inlet pressure, 90 psig (6.3 bar) set pressure and 15 psig (1 bar) droop from set: 144 scfm (68 dm<sup>3</sup>/s).

**MATERIALS**

**R72G**

Body: zinc

Bonnet: acetal

Valve: brass

Elastomers: nitrile

Bottom plug: acetal

**R73G & R74G**

Body: aluminum

Bonnet: aluminum or zinc

Elastomers: nitrile

Bottom plug: acetal



These products allow inlet pressure to pass directly through the body. The outlet port is at right angles to the inlet. This then allows units to be clamped together in a bank, meaning numerous regulated pressures can be obtained from a single supply. R72M pressure regulators are ideal for control cabinet installations where neat, compact assemblies are required.

Part #	Size	Description	
R72G	1/4"	Regulator	----
R73G	3/8"	Regulator	----
R74G	1/2"	Regulator	----

**LUBRICATORS**

- Quick release bayonet bowl.
- Flow sensor provides a nearly constant oil/air ratio over a wide range of flows.
- Highly visible, prismatic liquid level indicator lens on metal bowls.
- All round (360°) visibility of sight-feed dome for ease of drip rate setting.
- Micro-fog.

**TECHNICAL DATA**

**Fluid:**

Compressed Air

**Maximum Pressure:**

300 psig (20 bar)

**Operating temperature\*:**

-30° to 175°F (-34 to 80°C)

\*Air supply must be dry enough to avoid ice formation at temperatures below 35°F.

Typical flow with 150 psig (10 bar) inlet pressure, 90 psig (6.3 bar) set pressure and 15 psig (1 bar) droop from set: 144 scfm (68 dm<sup>3</sup>/s).



**MATERIALS**

**L72M**

Body: zinc

Bonnet: acetal

Valve: brass

Elastomers: nitrile

Bottom plug: acetal

**L72M**

Body: zinc

Transparent bowl: polycarbonate

Sight-feeding dome: transparent nylon

Elastomers: neoprene, nitrile & Geolast.

**L73M & L74M**

Body: aluminum

Metal bowl: aluminum

Liquid level indicator lens metal bowl: transparent nylon

Sight-feed dome: transparent nylon

Elastomers: neoprene & nitrile.

Part #	Size	Description	
L72M	1/4"	Lubricator	----
L73M	3/8"	Lubricator	----
L74M	1/2"	Lubricator	----

**FILTER/REGULATOR COMBOS**

- High efficiency water and particle removal.
- Quick release bayonet bowl.
- Push to lock adjusting knob with tamper resistant accessory.

**TECHNICAL DATA**

**Fluid:**

Compressed Air

**Maximum Pressure:**

Metal bowl: 250 psig (17 bar)

B72G with metal bowl & auto drain: 150 psig (10 bar)

**Operating temperature\*:**

Metal bowl: -30° to 175°F (-34 to 80°C)

\*Air supply must be dry enough to avoid ice formation at temperatures below 35°F.



**MATERIALS**

**B72G**

Body: zinc

Bonnet: acetal

Valve: brass

Metal bowl: zinc

Liquid level indicator lens (metal bowl) : transparent nylon

Element: sintered polypropylene

Elastomers: neoprene & nitrile

**B73G & B74G**

Body & bonnet: aluminum

Metal bowl: aluminum

Liquid level indicator lens: transparent nylon

Element: sintered polypropylene

Elastomers: neoprene & nitrile

Part #	Size	Description	
B72G	1/4"	Filter/ Regulator Combo	----
B73G	3/8"	Filter/ Regulator Combo	----
B74G	1/2"	Filter/ Regulator Combo	----

**WATER PRESSURE REGULATOR**

- Non-relieving models.
- Brass body, corrosion resistant construction.
- Balanced valve minimizes effects of inlet pressure variations on outlet pressure.
- T-bar adjustment standard.
- Full flow gauge ports can be used as auxiliary outlets.
- Panel mounting nut standard.
- Can be disassembled without the use of tools or removal from the air or water line.

**MATERIALS**

Body: Brass

Bonnet: Aluminum

Valve: brass

Bottom plug: brass

Elastomers: nitrile



Part #	Size	Description	
R433	3/8"	Water Regulator w/o gauge	----
R434	1/2"	Water Regulator with gauge	----

**Miniatures**

**Miniature Series 07 General Purpose Filter - 1/8"**

- Compact design.
- Protects air operated devices by removing liquid and solid contaminants.
- Screw-on bowl reduces maintenance time
- Can be disassembled without the use of tools or removal from the air line.

**TECHNICAL DATA**

**Fluid:** Compressed Air

**Maximum Pressure:** Transparent bowl: 150 psig (10 bar)

**Operating temperature:** Transparent bowl: -30° to 125°F (-34 to 50°C)

**Particle removal:** 5 µm or 40 µm filter element

**Air quality:** Within ISO 8573-1, Class 3 and Class 5 (particulates)



**MATERIALS**

**Body:** zinc

**Transparent bowl:** polycarbonate

**Element:** polycarbonate

**Elastomers:** neoprene & nitrile

**Miniature General Purpose Regulators - R07**

- Full flow gauge ports.
- Snap action knob locks pressure setting when pushed in.
- Standard relieving models allow reduction of outlet pressure even when the system is dead-ended.

**TECHNICAL DATA**

**Fluid:** Compressed Air

**Maximum Pressure:** 300 psig (20 bar)

**Operating temperature\*:** -34° to 150°F (-35 to 65°C)

\*Air supply must be dry enough to avoid ice formation at temperatures below 35°F.



**MATERIALS**

**Body:** zinc

**Bonnet:** acetal

**Valve seat:** acetal

**Elastomers:** nitrile

**Ported Micro-Fog Lubricators - L07 Lubricators**

- All around (360°) visibility of the sight-feed dome simplifies installation and adjustment.
- Screw-on bowl reduces maintenance time.
- Can be disassembled without the use of tools or removal from the air line.

**TECHNICAL DATA**

**Fluid:** Compressed Air

**Maximum Pressure:** Transparent bowl: 150 psig (10 bar)

**Operating temperature:** Transparent bowl: -0° to 125°F (-20 to 50°C)

**Start point (ie minimum flow required for lubricator operation):**

0.5 scfm (0.24 dm3/s) at 90 psig (6.3 bar) inlet pressure.

**Nominal bowl size:** 1 fluid ounce (31 mil).

**Drain connection:** Will fit 1/8-27 and 1/8-28 pipe thread.



**MATERIALS**

**Body:** zinc

**Transparent bowl:** polycarbonate

**Sight-feed dome:** Transparent nylon

**Elastomers:** neoprene & nitrile

**Ported Filter/ Regulators - B07**

- Full flow gauge ports.
- High efficiency oil and particle removal.
- Excellent flow and regulation characteristics.

**TECHNICAL DATA**

**Fluid:** Compressed Air

**Maximum Pressure:** Transparent bowl: 150 psig (10 bar)

**Operating temperature\*:** Transparent bowl: -30° to 125°F (-34 to 50°C)

\*Air supply must be dry enough to avoid ice formation at temperatures below 35°F.



**MATERIALS**

**Body:** zinc

**Bonnet:** acetal

**Valve seat:** acetal

**Transparent bowl:** polycarbonate

**Element:** sintered polycarbonate

**Elastomers:** nitrile

Part #	Size	Description	
F07	1/8"	Mini Filter	----
R07	1/8"	Mini Regulator	----
B07	1/8"	Mini Filter/ Regulator combo	----
L07	1/8"	Mini Lubricator	----

**INTEGRAL FILTER REGULATOR**

- Combines air filter and pressure regulator into one compact unit.
- Non-rising, push-lock pressure adjustment knob provides easy hand adjustment at any pressure.
- Adjustment knob can be removed to provide tamper-resistance.
- Aluminum bowl guard standard.
- 20 micron sintered bronze filter.
- Pressure gauge and auto-drain are included.
- Convenient see-through bowl guard.
- Auto-drain will automatically dispense contaminants collected by the filter, prevents overflow. Because manual draining of filters is often overlooked in the normal industrial environment.
- Float type auto-drain has built-in filter screen to prevent clogging Internal float-type auto-drain.

**TECHNICAL DATA**

Model Number		I280	I380	I480
Port Size	NPTF	1/4"	3/8"	1/2"
Max. Air supply		210.0 PSI (15 kgf/cm <sup>2</sup> )		
Max. Operating pressure		140 PSI (9.9 kgf/cm <sup>2</sup> )		
Regulating range		7.0~120.0 PSI (0.5~8.5 kgf/cm <sup>2</sup> )		
Pressure gauge port size	NPTF	1/8"	1/4"	
Auto-drain port size	NPT	1/8"M	1/8"F	
Nominal filtration rating		20UM		
Construction		Relieving Type		
Operating temperature range		41°~140° F( 5~60°C )		
Material	Body	Aluminum		
	Bonnet	Poly Aceta	Diecast Aluminum	
	Filter Element	Sintered Bronze		
	Bowl	Polycarbonate		
	Bowl Guard	Aluminum		
Weight	LBS	1.5	3	3
Included accessory ( standard )		Auto drain, Pressure gauge, Mounting bracket		



Part #	Size	Description	
I280	1/4"	Integral Filter Regulator	----
I380	3/8"	Integral Filter Regulator	----
I480	1/2"	Integral Filter Regulator	----

**PARTS & ACCESSORIES**

Part #	Description	
MB280	Mounting Bracket (I280)	----
MB380	Mounting Bracket (I280/480)	----
RN280	Retaining Nut (I280)	----
RN380	Retaining Nut (I280/480)	----
G280	Pressure Gauge (I280)	----
G380	Pressure Gauge (I280/480)	----
RF280	Replacement Filter Element (I280)	----
RF380	Replacement Filter Element (I280/480)	----

Part #	Description	
B280	Replacement Bowl (I280)	----
B380	Replacement Bowl (I380)	----
B480	Replacement Bowl (I480)	----
BG280	Replacement Bowl & Guard (I280)	----
BG380	Replacement Bowl & Guard (I380)	----
BG480	Replacement Bowl & Guard (I480)	----
BGA280	Replacement Bowl, Guard, Auto Drain (I280)	----
BGA380	Replacement Bowl, Guard, Auto Drain (I380)	----
BGA480	Replacement Bowl, Guard, Auto Drain (I480)	----

**ACCESSORIES**



**2/2-way Solenoid Valves**

**Indirectly actuated Diaphragm design**



- Normally Closed
- Pressure Range: See table
- Temperature: Fluid max. 194°F (+90 °C)  
Ambient max. 122 °F (+50 °C)
- Material: Body BRASS  
Seat Seal NBR (Standard)

Part #	Port Size NPT	Operating Pressure		
		psi	bar	
83-001	1/4	1.45 - 232	0.1 - 16	----
83-002	1/2	1.45 - 232	0.1 - 16	----
83-003	3/4	1.45 - 232	0.1 - 16	----
83-004	1	1.45 - 232	0.1 - 16	----
83-005	1-1/2	1.45 - 145	0.1 - 10	----
83-006	2	1.45 - 145	0.1 - 10	----



**2/2-way Solenoid Valves**

**with forced lifting Diaphragm design**

- Normally Closed
- High flow rate
- Clear design
- Compact solenoid with integrated core tube
- Pressure Range: 0 - 145psi (10 bar)
- Temperature: Fluid max. 194°F (+90 °C)  
Ambient max. 122 °F (+50 °C)
- Material: Body BRASS  
Seat Seal NBR (Standard)

Part #	Port Size NPT	Length ( End to End )		
		in.	mm	
83-100	1/2	2.36	60	----



**2/2-way Solenoid Valves**

**with forced lifting Diaphragm design**

- Normally Closed
- Pressure Range: 0 - 145 psi ( 10 bar )
- Temperature: Fluid max. 194°F (+90 °C)  
Ambient max. 122 °F (+50 °C)
- Material: Body BRASS  
Seat Seal NBR (Standard)

Part #	Port Size NPT	
83-201	1/4	----
83-202	1/2	----
83-203	3/4	----
83-204	1	----
83-205	1-1/2	----
83-206	2	----



**ACCESSORIES**



**DUAL ANGLE-FOOT TRUCK  
PENCIL GAUGE**



High pressure 20-120 PSI, in 2lb unit

Part #	
320-023	----

**DUAL STRAIGHT-FOOT  
PENCIL GAUGE**




Identical to above except has straight chuck with 30° reverse angle chuck.

Part #	
320-027	----

**PNEUMATIC SLIDE VALVES**

- Max Operating Pressure: 200 psig
- Temperatures: -20°F to +200°F

Manually operated slide valves provide simple on/off airflow control. They can be mounted horizontally, vertically or at any angle.



**MALE X FEMALE**

Part #	Size	L	Hex	
20-780	1/8"	2.15	9/16"	----

**STANDARD DRY GAUGES**

**STEEL CASE**



All the gauges supplied by us are designed for long, reliable service under rugged conditions. Typical applications include compressors, filter regulators, water pumps, beverage dispensing equipment, hydraulic and pneumatic systems, and other applications, where the media does not corrode brass

**2" FACE  
1/4" LOWER MOUNT**

Part #	PSI	
80-001	0-15	----
80-002	0-30	----
80-003	0-60	----
80-004	0-100	----
80-005	0-160	----
80-006	0-200	----
80-007	0-300	----



**2-1/2" FACE  
1/4" LOWER MOUNT**

Part #	PSI	
80-031	0-15	----
80-032	0-30	----
80-033	0-60	----
80-034	0-100	----
80-035	0-160	----
80-036	0-200	----

**LIQUID FILLED GAUGES**

**STAINLESS CASE**

Liquid filled gauges enhance the reliability and integrity of the measuring system for long periods. The glycerine filling helps dampen the effects of vibration and pulsation. It also lubricates the movement which extends the life of the gauge.



- Liquid Filled Gauges with a stainless case are used for protection in harsh environments.
- Stainless Steel Case
- Copper Alloy Wetted parts
- Polycarbonate window ± 1.5% of span accuracy

**2-1/2" FACE  
1/4" LOWER MOUNT**

Part #	PSI	
80-061	0-15	----
80-062	0-30	----
80-063	0-60	----
80-064	0-100	----
80-065	0-160	----
80-066	0-200	----
80-067	0-300	----
80-068	0-400	----
80-069	0-600	----
80-100	0-1000	----
80-101	0-1500	----
80-102	0-2000	----
80-103	0-3000	----
80-104	0-5000	----
80-080	30-0 Vacuum	----

**2-1/2" FACE  
1/4" CENTER BACK MOUNT**

Part #	PSI	List Price
80-201	0-15	----
80-202	0-30	----

1-1/2" & 2" ABS also available

**4" FACE  
1/4" LOWER MOUNT**

Part #	PSI	
80-463	0-100	----

*Other Gauges available upon request...Just Ask!*

## ACCESSORIES

### TEFLON TAPE

**Chemical Properties:** Min. of 99% Polytrafluoroethelene

**Thickness:** .0035", +0.001 or -0.0005"

**Elongation:** Min. of 50% (most times it far exceeds)

**Width:** Nominal width +0.02, -0.02

**Length:** Nominal length + 20", -0"

**Density:** -0.35 to 0.40

**Incompatibility:** Avoid using on Moten Alkali, certain Halogen products & Flourine at high temperatures and pressures

**Temperature:** When heated to over 260 degrees Centigrade, it will thermally degrade and decompose and produce toxic fumes.

**Government standard:** Meets military specification T-27730a

**Usage:** To be used on all types of threaded fittings for passage of water; potable and non-potable, most chemicals, oxygen, gas, hydraulic and high pressure lines.

### TEFLON TAPE



### Thread Sealant

Part #	Size	
982-107	1/2" x 260"	----
982-108	1/2" x 520"	----
982-109	3/4" x 260"	----
982-110	3/4" x 520"	----

### POP OUT COVERED SPOOL

### PREMIUM GRADE DUCT TAPE

#### 200 MPH Tape

- Waterproof
- Polyethylene coated cloth backed tape
- Provides high tack and quick grab
- Meets U.L. No. 723 specifications
- Each roll individually shrink wrapped

### PREMIUM GRADE DUCT TAPE



Part #	
990-128	----

### PRINTED CAUTION TAPE

### PRINTED CAUTION TAPE



Part #	Size	
990-143	3" x 300 ft long	----

### ELECTRICAL TAPE

- 7 mil vinyl
- UL approved

### ELECTRICAL TAPE



Part #	Size	
990-157	3/4" x 60 ft long	----

### SCRUBS IN A BUCKET



Truly portable Scrubs in a Bucket® provide, fast, easy and effective hand cleaning. Can be used anywhere, anyplace, anytime on the toughest soils, greases, tar, etc. Each dispensing canister contains 10-1/2" x 12-1/4" perforated absorbent cleaning towels. Containing a germ-fighting chemical known as Triclosan. No rinsing, no drying, no residue. Also can be used for cleaning tools and spills. On-the-spot hand cleaning when there is no sink around.

Part #	PSI	
980-100	30 Scrubs™/container	----
980-101	72 Scrubs™/container	----

## ACCESSORIES

### COPPER FITTING BRUSHES

- Extra thick mass of steel wire insures perfect cleaning job with minimum effort. Twisted wire handle - for copper fittings. Carbon steel brush
- Sold in boxes of 12 only



Part #	Size	
990-540	3/8"	----
990-541	1/2"	----
990-542	3/4"	----
990-543	1"	----

If you don't make mistakes, you're not working on hard enough problems. And that's a big mistake.

- Frank Wilczek

The bad news is time flies. The good news is you're the pilot.

- Michael Althsuler

You can tell whether a man is clever by his answers. You can tell whether a man is wise by his questions.

- Naguib Mahfouz

# CAM & GROOVE

# CAM & GROOVE



## Aluminum

Type	A		B		C		D		E		F		DC		DP		Type
Size	Part#		Part#		Part#		Part#		Part#		Part#		Part#		Part#		Size
3/4"	61-911	----	61-921	----	61-931	----	61-941	----	61-951	----	61-961	----	61-971	----	61-981	----	3/4"
1"	61-912	----	61-922	----	61-932	----	61-942	----	61-952	----	61-962	----	61-972	----	61-982	----	1"
1-1/4"	61-913	----	61-923	----	61-933	----	61-943	----	61-953	----	61-963	----	61-973	----	61-983	----	1-1/4"
1-1/2"	61-914	----	61-924	----	61-934	----	61-944	----	61-954	----	61-964	----	61-974	----	61-984	----	1-1/2"
2"	61-915	----	61-925	----	61-935	----	61-945	----	61-955	----	61-965	----	61-975	----	61-985	----	2"
2-1/2"	61-916	----	61-926	----	61-936	----	61-946	----	61-956	----	61-966	----	61-976	----	61-986	----	2-1/2"
3"	61-917	----	61-927	----	61-937	----	61-947	----	61-957	----	61-967	----	61-977	----	61-987	----	3"
4"	61-918	----	61-928	----	61-938	----	61-948	----	61-958	----	61-968	----	61-978	----	61-988	----	4"

## 316 Stainless Steel

Type	A		B		C		D		E		F		DC		DP		Type
Size	Part#		Part#		Part#		Part#		Part#		Part#		Part#		Part#		Size
3/4"	63-911	----	63-921	----	63-931	----	63-941	----	63-951	----	63-961	----	63-971	----	63-981	----	3/4"
1"	63-912	----	63-922	----	63-932	----	63-942	----	63-952	----	63-962	----	63-972	----	63-982	----	1"
1-1/4"	63-913	----	63-923	----	63-933	----	63-943	----	63-953	----	63-963	----	63-973	----	63-983	----	1-1/4"
1-1/2"	63-914	----	63-924	----	63-934	----	63-944	----	63-954	----	63-964	----	63-974	----	63-984	----	1-1/2"
2"	63-915	----	63-925	----	63-935	----	63-945	----	63-955	----	63-965	----	63-975	----	63-985	----	2"
2-1/2"	63-916	----	63-926	----	63-936	----	63-946	----	63-956	----	63-966	----	63-976	----	63-986	----	2-1/2"
3"	63-917	----	63-927	----	63-937	----	63-947	----	63-957	----	63-967	----	63-977	----	63-987	----	3"
4"	63-918	----	63-928	----	63-938	----	63-948	----	63-958	----	63-968	----	63-978	----	63-988	----	4"

## Brass

Type	A		B		C		D		E		F		DC		DP		Type
Size	Part#		Part#		Part#		Part#		Part#		Part#		Part#		Part#		Size
3/4"	44-911	----	44-921	----	44-931	----	44-941	----	44-951	----	44-961	----	44-971	----	44-981	----	3/4"
1"	44-912	----	44-922	----	44-932	----	44-942	----	44-952	----	44-962	----	44-972	----	44-982	----	1"
1-1/4"	44-913	----	44-923	----	44-933	----	44-943	----	44-953	----	44-963	----	44-973	----	44-983	----	1-1/4"
1-1/2"	44-914	----	44-924	----	44-934	----	44-944	----	44-954	----	44-964	----	44-974	----	44-984	----	1-1/2"
2"	44-915	----	44-925	----	44-935	----	44-945	----	44-955	----	44-965	----	44-975	----	44-985	----	2"
2-1/2"	44-916	----	44-926	----	44-936	----	44-946	----	44-956	----	44-966	----	44-976	----	44-986	----	2-1/2"
3"	44-917	----	44-927	----	44-937	----	44-947	----	44-957	----	44-967	----	44-977	----	44-987	----	3"
4"	44-918	----	44-928	----	44-938	----	44-948	----	44-958	----	44-968	----	44-978	----	44-988	----	4"

## Polypropylene

Type	A		B		C		D		E		F		DC		DP		Type
Size	Part#		Part#		Part#		Part#		Part#		Part#		Part#		Part#		Size
1/2"	35-910	----	35-920	----	35-930	----	35-940	----	35-950	----	35-960	----	35-970	----	35-980	----	1/2"
3/4"	35-911	----	35-921	----	35-931	----	35-941	----	35-951	----	35-961	----	35-971	----	35-981	----	3/4"
1"	35-912	----	35-922	----	35-932	----	35-942	----	35-952	----	35-962	----	35-972	----	35-982	----	1"
1-1/4"	35-913	----	35-923	----	35-933	----	35-943	----	35-953	----	35-963	----	35-973	----	35-983	----	1-1/4"
1-1/2"	35-914	----	35-924	----	35-934	----	35-944	----	35-954	----	35-964	----	35-974	----	35-984	----	1-1/2"
2"	35-915	----	35-925	----	35-935	----	35-945	----	35-955	----	35-965	----	35-975	----	35-985	----	2"
3"	35-917	----	35-927	----	35-937	----	35-947	----	35-957	----	35-967	----	35-977	----	35-987	----	3"

# HOSE ACCESSORIES

# UNIVERSAL COUPLINGS

## MALE NPT ENDS



\* Safety clip included

Part #	Size	
66005	3/8"	----
66006	1/2"	----
66007	3/4"	----
66008	1"	----

## WASHER



Part #	
66000	----

## FEMALE NPT ENDS



\* Safety clip included

Part #	Size	
66009	3/8"	----
66010	1/2"	----
66011	3/4"	----
66012	1"	----

## HOSE END



\* Safety clip included

Part #	Size	
66001	3/8"	----
66002	1/2"	----
66003	3/4"	----
66004	1"	----

## TRIPLE CONNECTIONS



Part #	
66013	----

The best car safety device is a rear-view mirror with a cop in it.

- Dudley Moore

For high pressure air and water service, steam, sanitary, high pressure spray, LPG and anhydrous ammonia service, petroleum products and chemicals: All parts plated malleable iron. Insert and spud may be either steel or malleable iron. NPT Male and Female spud. Female wing nut-to-spud connection is NPSM ground joint.

## HEAVY DUTY COUPLINGS - Ground Joint Type, Plated

### Hose Stem with

#### Wing Nut & Female Spud



Part #	Size	
73-003	1/2"	----
73-004	3/4"	----
73-005	1"	----
73-006	1-1/4"	----
73-007	1-1/2"	----
73-008	2"	----
73-009	2-1/2"	----
73-010	3"	----
73-011	4"	----

#### Hose Stem Only




Part #	Size	
73-023	1/2"	----
73-024	3/4"	----
73-025	1"	----
73-026	1-1/4"	----
73-027	1-1/2"	----
73-028	2"	----
73-029	2-1/2"	----
73-030	3"	----
73-031	4"	----

#### Wing Nut Only



Part #	Size	
73-033	1/2"	----
73-035	1"	----
73-036	1-1/4"	----
73-037	1-1/2"	----
73-038	2"	----
73-039	2-1/2"	----
73-040	3"	----
73-041	4"	----

#### Female Spud Only



Part #	Size	
73-063	1/2"	----
73-064	3/4"	----
73-065	1"	----
73-066	1-1/4"	----
73-067	1-1/2"	----
73-068	2"	----
73-069	2-1/2"	----
73-070	3"	----
73-071	4"	----

### Male Pipe Stem Only (NPT)



Part #	Size	
73-043	1/2"	----
73-044	3/4"	----
73-045	1"	----
73-046	1-1/4"	----
73-047	1-1/2"	----
73-048	2"	----
73-049	2-1/2"	----
73-050	3"	----
73-051	4"	----

### 2, 4, 6 Bolt Clamps



Part #	Size	
73-056	3/4"	----
73-057	1"	----
73-058	1-1/2"	----
73-059	2"	----
73-060	3"	----

**Danger:** Failure or improper selection or improper use of hose couplings or related accessories can cause death, personal injury and property damage. Possible consequences of failure or improper selection or improper use of hose couplings or related accessories include but are not limited to:

- Coupling or parts thrown off at high speed.
- High velocity fluid discharge.
- Explosion or burning of the conveyed fluid.
- Contact with suddenly moving or falling objects that are to be held in position or moved by the conveyor fluid.
- Dangerously whipping hose.
- Contact with conveyed fluids that may be hot, cold, toxic or otherwise injurious.
- Sparking or explosion while paint or flammable liquid spraying.

Before selecting or using any of our products, it is important to check with our offices for more detailed specifications regarding use.

**HYDRANT ADAPTERS - BRASS**



Part #	Description	
444-011	1-1/2" NST x 3/4" GHT	----
444-000	2-1/2" NST x 3/4" GHT	----
444-001	2-1/2" NST x 3/4" NPT	----
444-003	2-1/2" NST x 1" NPSH	----
444-002	2-1/2" NST x 1" NPT	----
444-004	2-1/2" NST x 1-1/2" NPSH	----
444-005	2-1/2" NST x 1-1/2" NPT	----
444-007	2-1/2" NST x 2" NPSH	----
444-008	2-1/2" NST x 2" NPT	----
444-006	2-1/2" NST x 1-1/2" NST	----
444-009	3" NPSH x 2-1/2" NST	----
444-010	3" NST x 2-1/2" NST	----

**FEMALE TO MALE HEX ADAPTER - BRASS**



Part #	Description	
444-021	1-1/2" NST x 1-1/2" NPSH	----
444-023	1-1/2" NPT x 1-1/2" NPSH	----
444-027	2-1/2" NST x 2-1/2" NPSH	----
444-028	2-1/2" NPT x 2-1/2" NPSH	----
444-024	1-1/2" NPSH x 1-1/2" NST	----
444-020	1-1/2" NST x 1-1/2" NPT	----
444-026	2-1/2" NST x 2-1/2" NPT	----

**DOUBLE MALE HEX NIPPLE - BRASS**



Part #	Description	
444-042	1-1/2" NPT x 1-1/2" NPSH	----
444-047	2-1/2" NPT x 2-1/2" NPSH	----
444-040	1-1/2" NPT x 1-1/2" NST	----
444-048	2" NPT x 2-1/2" NST	----
444-045	2-1/2" NPT x 2-1/2" NST	----
444-049	3" NPT x 2-1/2" NST	----

**DOUBLE FEMALE SWIVEL - BRASS**



Part #	Description	
444-100	1-1/2" NPT x 1-1/2" NPSH	----
444-101	2-1/2" NPT x 2-1/2" NPSH	----
444-102	1-1/2" NPT x 1-1/2" NST	----
444-103	2" NPT x 2-1/2" NST	----
444-104	2-1/2" NPT x 2-1/2" NST	----
444-105	3" NPT x 2-1/2" NST	----

**MALE SWIVEL ADAPTER - BRASS**



Part #	Description Female x Male	
444-110	1-1/2" NST x 1-1/2" NPT	----
444-111	2-1/2" NST x 2" NPT	----
444-112	2-1/2" NST x 2-1/2" NPT	----
444-113	2-1/2" NST x 3" NPT	----

**FEMALE SWIVEL ADAPTER - BRASS**



Part #	Description	
444-120	2-1/2" NST x 2-1/2" NPT	----
444-121	2-1/2" NST x 3" NPT	----

**DOUBLE MALE - BRASS**



Part #	Description	
444-130	1-1/2" NPSH x 1-1/2" NPSH	----
444-131	2-1/2" NPSH x 2-1/2" NPSH	----
444-132	1-1/2" NST x 1-1/2" NST	----
444-133	2-1/2" NST x 2-1/2" NST	----

**CAP - BRASS**



Part #	Description	
444-061	1-1/2" NPSH	----
444-060	1-1/2" NST	----
444-062	2-1/2" NST	----

**PLUG AND CHAIN - BRASS**



Part #	Description	
444-071	1-1/2" NST	----
444-072	2-1/2" NST	----



# HOSE FITTINGS FOR PLASTIC PIPE

# HOSE ACCESSORIES

## BRONZE INSERT FITTINGS

150 PSI Genuine red brass  
- for plastic pipe  
**HEX MALE ADAPTERS**



( Barb x Male Pipe )

Part #	Hose Size	
973-927	1" x 1"	----
973-930	1" x 1-1/4"	----
973-928	1-1/4" x 1-1/4"	----
973-929	1-1/4" x 1"	----
973-948	1-1/2" x 1-1/2"	----
973-949	2" x 2"	----

## BRONZE TEES ALL BARB



Part #	Size	
973-965	3/4"	----
973-966	1"	----
973-967	1-1/4"	----

## ELBOWS



( BARB X MALE PIPE )

Part #	Size	
973-980	3/4" x 3/4"	----
973-981	1" x 3/4"	----
973-982	1" x 1"	----

## ELBOWS



( Barb x Barb )

Part #	Hose Size	
973-975	3/4"	----
973-976	1"	----
973-977	1-1/4" x 1"	----
973-978	1-1/4"	----
973-979	1-1/2"	----

## STEEL INSERT FITTINGS FOR PLASTIC PIPE

### MALE ADAPTER



( BARB X MALE PIPE )

Part #	Size	Box/Case	
973-906	1/2"	25/100	----
973-907	3/4"	25/10	----
973-908	1"	16/48	----
973-909	1-1/4"	12/36	----
973-910	1-1/2"	6/36	----
973-911	2"	5/25	----
973-912	2-1/2"	1/3	----
973-877	3"	1/3	----
973-914	4"	1/3	----

### REDUCING ADAPTER



( INSERT X NPT )

Part #	Size	
974-264	3/4 x 1/2	----
974-265	1 x 3/4	----
974-266	1-1/4 x 1	----
974-267	1-1/2 x 1-1/4	----

### COUPLINGS



Part #	Size	Box/Case	
973-900	1/2	30/120	----
973-901	3/4	20/100	----
973-902	1	20/100	----
973-903	1-1/4	16/64	----
973-904	1-1/2	12/48	----
973-905	2	5/25	----

## HOSE NIPPLES

### STEEL HOSE NIPPLES



( Barb x Male Pipe )

Part #	Hose Size	
973-850	1/2"	----
973-851	3/4"	----
973-852	1"	----
973-853	1-1/4"	----
973-854	1-1/2"	----
973-855	2"	----
973-856	2-1/2"	----
973-857	3"	----
973-858	4"	----

## STEEL HOSE NIPPLES

### PLATED STEEL



( Barb x Male Pipe )

Part #	Hose Size	
973-870	1/2"	----
973-871	3/4"	----
973-872	1"	----
973-873	1-1/4"	----
973-874	1-1/2"	----
973-875	2"	----
973-876	2-1/2"	----
973-878	4"	----

### STEEL HOSE MENDER



Part #	Hose Size	
973-890	1/2"	----
973-891	3/4"	----
973-892	1"	----
973-893	1-1/4"	----
973-894	1-1/2"	----
973-895	2"	----

*More sizes available...just ask!*

The cure for boredom is curiosity.  
There is no cure for curiosity.

- Ellen Parr



## STAINLESS FITTINGS

**1/4"**

**SWIVEL NUT (NICKEL PLATED BRASS)**



**NEW**

Part #	
34-500	----

**SWIVEL HOSE STEM FOR 1/4" SWIVEL NUT**

**STAINLESS STEEL**



Part #	
34-503	----

**3/8"**

**SWIVEL NUT (NICKEL PLATED BRASS)**



Part #	
34-512	----

**SWIVEL HOSE STEM FOR 3/8" SWIVEL NUT**

**STAINLESS STEEL**



Part #	
34-515	----

## BEVERAGE FITTINGS

**SWIVEL ELBOWS**

**90° SWIVEL ELBOW**



**STAINLESS STEEL**

**HOSE ID x FEMALE 45° FLARE**

Part #	Size	
34-525	1/4" x 1/4"	----
34-529	3/8" x 3/8"	----

**BARB SPLICERS**

**HOSE SPLICER (STRAIGHT)**



**STAINLESS STEEL**

**ID HOSE**

Part #	Size	
34-533	1/4"	----
34-535	3/8"	----
34-543	3/8" x 1/4"	----

**90° BARB SPLICER**



**STAINLESS STEEL**

**ID HOSE**

Part #	Size	
34-551	1/4"	----
34-552	3/8"	----

**TEES & CROSSES**

**BARB HOSE TEES**



**STAINLESS STEEL**

**ID HOSE**

Part #	Size	
34-562	1/4"	----
34-563	3/8"	----

## BEVERAGE FITTINGS

## STAINLESS FITTINGS

### ADAPTERS

#### MALE FLARE TO BARB ADAPTER



**NEW**

#### HOSE ID x 45° FLARE

Part #	Size	
34-579	1/4" x 1/4"	----
34-583	1/4" x 3/8"	----
34-584	3/8" x 1/4"	----
34-585	3/8" x 3/8"	----

#### NPT TO BARB ADAPTER



#### HOSE ID x MALE NPTF

Part #	Size	
34-587	1/4" x 1/8"	----
34-588	1/4" x 1/4"	----
34-589	1/4" x 3/8"	----
34-590	3/8" x 1/8"	----
34-591	3/8" x 1/4"	----
34-592	3/8" x 3/8"	----
34-595	3/8" x 1/2"	----
34-597	1/2" x 3/4"	----

### SWIVEL ELBOWS

#### SWIVEL TO BARB ELBOW



#### HOSE ID x FEMALE 45° FLARE

Part #	Size	
34-600	1/4" x 1/4"	----

### ADAPTERS

#### NPT ELBOWS & TEES



#### HOSE ID x MALE NPTF

Part #	Size	
34-610	1/4" x 1/8"	----
34-611	3/8" x 1/4"	----
34-612	3/8" x 3/8"	----
34-613	1/2" x 1/2"	----

**PLEASE CALL US FOR ANY STAINLESS STEEL BEVERAGE FITTINGS**

*If you don't see what you need, ask us!*



**CONFORMANCE**

- SAE J514
- 30-Degree Chamfers - Most NPSM pipe swivel union fittings have 30-degree chamfers on NPTF male end of fittings. This chamfer is optional per SAE J514. If chamfer is mandatory, consult with our customer service department to verify chamfer exists on items you are requesting.
- Temperature Range: -65°F to +400°F

**MATERIALS**

- Steel - Carbon steel trivalent chrome plating per ASTM B633-98 (Type II SC-2).

**Torque Values:** The torque values provide benchmarks that we believe give optimum results for leak free connections. Actual torque values should be based on individual applications.

**Caution: NPSM pipe swivel unions are not designed to provide structural support for other components**

**WORKING PRESSURES**

The following table lists the recommended working pressures for steel NPSM pipe swivel union hydraulic fittings made in accordance with SAE standard J514. Many factors such as impulsing, vibration, mechanical shock and overtightening may affect the integrity of the fitting and swivel union connection. For these reasons, the recommended working pressures are actually lower than the capacity of the fittings. SAE recommends sufficient testing to be conducted to assure that performance levels will be safe and satisfactory, especially if installed in systems operating at elevated pressures or in severe conditions. When using fittings with different size or thread type, use the lower pressure rating of the two threads.

**SAE J514 NPSM PRESSURE RATINGS**

Dash Size	NPSM Thread Size	4 TO 1 Minimum Burst PSI
-2	1/8-27	5000
-4	1/4-18	5000
-6	3/8-18	4000
-8	1/2-14	3500
-12	3/4-14	2250
-16	1-11 1/2	2000
-20	1 1/4-11 1/2	1625
-24	1 1/2-11 1/2	1250
-32	2-11 1/2	1125

**STEEL PIPE SWIVEL ASSEMBLY INSTRUCTIONS**

**RECOMMENDED**

- Step 1.** Inspect male pipe fitting connecting to swivel and confirm that it has an internal 30-degree chamfer. Do not install into union if chamfer is missing.
- Step 2.** Lubricate the threads and the entire chamfered area of male fitting with hydraulic fluid or other light weight lubricant.
- Step 3.** Install lubricated pipe fitting into swivel nut and turn nut until finger tight.
- Step 4.** Place wrench on hex of male fitting to prevent male fitting from turning, and torque swivel nut to the values in the following table.

**Caution:** When torquing swivel nut on straight swivel union fittings, it may be necessary to also place a wrench on the fitting wrench pad to prevent the fitting from backing out of its port while torquing the swivel nut.

Dash Size	NPSM Thread Size	Torque Foot/LBS
-2	1/8-27	13
-4	1/4-18	20
-6	3/8-18	25
-8	1/2-14	47
-12	3/4-14	84
-16	1-11 1/2	129
-20	1 1/4-11 1/2	152
-24	1 1/2-11 1/2	152
-32	2-11 1/2	300

**ALTERNATE ASSEMBLY METHOD**

- Step 1.** If torque method not possible, follow steps 1-3 above, then proceed to the steps below.
- Step 2.** Place wrench on hex of male pipe fitting and consider this wrench in the 12 o'clock position.
- Step 3.** Lightly wrench tighten the swivel union nut so that the wrench is as near the 3 o'clock position as possible.
- Step 5.** Rotate wrench in 3 o'clock position counterclockwise to no less than the 1 o'clock position, but no more than the 12 o'clock position.

**WHY WET TORQUE?**

Due to the difference in plating types and thickness, materials, and thread quality of different components, the coefficient of friction varies greatly on any given assembly. Lubrication not only produces a more consistent coefficient of friction, it increases clamping force on sealing area with less torque on the threads. Overtightening causes threads to yield, deform and lose their ability to maintain an adequate load or clamping force on the seating area. Extended operation and severe conditions cause further yielding which results in leaks. Overtightening is the single greatest cause for leaks in metal to metal seat hydraulic connections. It is our firm position, that to not wet torque, is to compromise consistency and quality for convenience.

# STEEL PIPE SWIVELS NPSM

# HYDRAULIC ADAPTERS

## STEEL PIPE SWIVEL ADAPTERS

### MALE PIPE SWIVEL ADAPTER

SAE 140130



1404  
2045R  
1210  
9205R  
0107

Part #	Male Pipe 1	Female NPSM 2	
1404-2-2	1/8	1/8	----
1404-2-4	1/8	1/4	----
1404-4-2	1/4	1/8	----
1404-4-4	1/4	1/4	----
1404-4-6	1/4	3/8	----
1404-4-8	1/4	1/2	----
1404-6-4	3/8	1/4	----
1404-6-6	3/8	3/8	----
1404-6-8	3/8	1/2	----
1404-8-4	1/2	1/4	----
1404-8-6	1/2	3/8	----
1404-8-8	1/2	1/2	----
1404-8-12	1/2	3/4	----
1404-12-6	3/4	3/8	----
1404-12-8	3/4	1/2	----
1404-12-12	3/4	3/4	----
1404-12-16	3/4	1	----
1404-16-8	1	1/2	----
1404-16-12	1	3/4	----
1404-16-16	1	1	----
1404-16-20	1	1-1/4	----
1404-20-16	1-1/4	1	----
1404-20-20	1-1/4	1-1/4	----
1404-20-24	1-1/4	1-1/2	----
1404-24-20	1-1/2	1-1/4	----
1404-24-24	1-1/2	1-1/2	----
1404-32-32	2	2	----

*Also available in Stainless Steel*  
*More sizes available*  
**-Available in a Restrictor-**

### FEMALE PIPE SWIVEL ADAPTER

SAE 140131



1405  
2046R  
1212  
9255R  
C207

Part #	Female Pipe 1	Female NPSM 2	
1405-2-2	1/8	1/8	----
1405-2-4	1/8	1/4	----
1405-4-2	1/4	1/8	----
1405-4-4	1/4	1/4	----
1405-4-6	1/4	3/8	----
1405-6-4	3/8	1/4	----
1405-6-6	3/8	3/8	----
1405-6-8	3/8	1/2	----
1405-8-4	1/2	1/4	----
1405-8-6	1/2	3/8	----
1405-8-8	1/2	1/2	----
1405-8-12	1/2	3/4	----
1405-12-8	3/4	1/2	----
1405-12-12	3/4	3/4	----
1405-12-16	3/4	1	----
1405-16-12	1	3/4	----
1405-16-16	1	1	----
1405-20-20	1-1/4	1-1/4	----
1405-24-24	1-1/2	1-1/2	----
1405-32-32	2	2	----

*Also available in Stainless Steel*  
*More sizes available...just ask!*

### FEMALE SWIVEL UNION

1406  
1222



Part #	Female NPSM 1	Female NPSM 2	
1406-4-4	1/4	1/4	----
1406-6-6	3/8	3/8	----
1406-8-8	1/2	1/2	----
1406-12-12	3/4	3/4	----
1406-16-16	1	1	----

## HYDRAULIC ADAPTERS

## STEEL PIPE SWIVELS NPSM

### MALE PIPE ELBOW SWIVEL ADAPTER

SAE 140230



2

1501  
2047R  
1218  
9405R  
2107

Part #	Male Pipe 1	Female NPSM 2	
1501-2-2	1/8	1/8	----
1501-2-4	1/8	1/4	----
1501-4-2	1/4	1/8	----
1501-4-4	1/4	1/4	----
1501-4-6	1/4	3/8	----
1501-4-8	1/4	1/2	----
1501-6-4	3/8	1/4	----
1501-6-6	3/8	3/8	----
1501-6-8	3/8	1/2	----
1501-6-12	3/8	3/4	----
1501-8-4	1/2	1/4	----
1501-8-6	1/2	3/8	----
1501-8-8	1/2	1/2	----
1501-8-12	1/2	3/4	----
1501-12-6	3/4	3/8	----
1501-12-8	3/4	1/2	----
1501-12-12	3/4	3/4	----
1501-12-16	3/4	1	----
1501-16-8	1	1/2	----
1501-16-12	1	3/4	----
1501-16-16	1	1	----
1501-16-20	1	1-1/4	----
1501-20-12	1-1/4	3/4	----
1501-20-16	1-1/4	1	----
1501-20-20	1-1/4	1-1/4	----
1501-20-24	1-1/4	1-1/2	----
1501-24-20	1-1/2	1-1/4	----
1501-24-24	1-1/2	1-1/2	----
1501-32-32	2	2	----

*Also available in Stainless Steel*

*More sizes available*

**-Available in a Restrictor-**

### EXTRA LONG MALE PIPE ELBOW



2

Part #	Male Pipe 1	Female NPSM 2	
1501-LL-4-4	1/4	1/4	----
1501-LL-6-6	3/8	3/8	----
1501-LL-8-8	1/2	1/2	----
1501-LL-12-12	3/4	3/4	----
1501-LL-16-16	1	1	----

### FEMALE UNION ELBOW SWIVEL ADAPTER

SAE 140231



2

1502  
2207  
1216  
94SSR

Part #	Female Pipe 1	Female NPSM 2	
1502-2-2	1/8	1/8	----
1502-2-4	1/8	1/4	----
1502-4-2	1/4	1/8	----
1502-4-4	1/4	1/4	----
1502-4-6	1/4	3/8	----
1502-6-4	3/8	1/4	----
1502-6-6	3/8	3/8	----
1502-6-8	3/8	1/2	----
1502-8-4	1/2	1/4	----
1502-8-6	1/2	3/8	----
1502-8-8	1/2	1/2	----
1502-8-12	1/2	3/4	----
1502-12-8	3/4	1/2	----
1502-12-12	3/4	3/4	----
1502-12-16	3/4	1	----
1502-16-12	1	3/4	----
1502-16-16	1	1	----
1502-20-20	1-1/4	1-1/4	----
1502-24-24	1-1/2	1-1/2	----
1502-32-32	2	2	----

*Also available in Stainless Steel*

*More sizes available*

Before enlightenment, chop wood, carry water. After enlightenment, chop wood, carry water.

- Zen proverb

# STEEL PIPE SWIVELS NPSM

# HYDRAULIC ADAPTERS

## MALE 45° PIPE ELBOW SWIVEL ADAPTER

SAE 140330




1503  
2049R  
3107  
1214  
9355R

Part #	Male Pipe 1	Female NPSM 2	
1503-2-2	1/8	1/8	----
1503-2-4	1/8	1/4	----
1503-4-2	1/4	1/8	----
1503-4-4	1/4	1/4	----
1503-4-6	1/4	3/8	----
1503-6-4	3/8	1/4	----
1503-6-6	3/8	3/8	----
1503-6-8	3/8	1/2	----
1503-8-4	1/2	1/4	----
1503-8-6	1/2	3/8	----
1503-8-8	1/2	1/2	----
1503-8-12	1/2	3/4	----
1503-12-6	3/4	3/8	----
1503-12-8	3/4	1/2	----
1503-12-12	3/4	3/4	----
1503-12-16	3/4	1	----
1503-16-12	1	3/4	----
1503-16-16	1	1	----
1503-16-20	1	1-1/4	----
1503-20-16	1-1/4	1	----
1503-20-20	1-1/4	1-1/4	----
1503-24-24	1-1/2	1-1/2	----
1503-32-32	2	2	----

*Also available in Stainless Steel  
More sizes available*

## FEMALE 45° UNION ELBOW SWIVEL ADAPTER

SAE 140331



1504  
2050R  
1249  
9385R

Part #	Female Pipe 1	Female NPSM 2	
1504-2-2	1/8	1/8	----
1504-4-4	1/4	1/4	----
1504-6-4	3/8	1/4	----
1504-6-6	3/8	3/8	----
1504-8-6	1/2	3/8	----
1504-8-8	1/2	1/2	----
1504-12-12	3/4	3/4	----
1504-16-16	1	1	----
1504-20-20	1-1/4	1-1/4	----
1504-24-24	1-1/2	1-1/2	----

*Also available in Stainless Steel  
More sizes available*

## MALE SWIVEL BRANCH TEE



1601  
2254R  
1258  
9406R

Part #	Female NPSM 1 & 2	Male Pipe 3	
1601-2-2	1/8	1/8	----
1601-4-4	1/4	1/4	----
1601-6-4	1/4	3/8	----
1601-6-6	3/8	3/8	----
1601-6-8	1/2	3/8	----
1601-8-4	1/4	1/2	----
1601-8-6	3/8	1/2	----
1601-8-8	1/2	1/2	----
1601-12-8	1/2	3/4	----
1601-12-12	3/4	3/4	----
1601-16-12	3/4	1	----
1601-16-16	1	1	----
1601-20-20	1-1/4	1-1/4	----
1601-24-24	1-1/2	1-1/2	----


## FEMALE SWIVEL TEE



1602  
2253R  
1259  
9456R

Part #	Female NPSM 1 & 2	Female Pipe 3	
1602-2-2	1/8	1/8	----
1602-4-4	1/4	1/4	----
1602-6-4	1/4	3/8	----
1602-6-6	3/8	3/8	----
1602-8-6	3/8	1/2	----
1602-8-8	1/2	1/2	----
1602-12-8	1/2	3/4	----
1602-12-12	3/4	3/4	----
1602-16-12	3/4	1	----
1602-16-16	1	1	----
1602-20-20	1-1/4	1-1/4	----
1602-24-24	1-1/2	1-1/2	----

**FEMALE SWIVEL UNION TEE**



Part #	Female NPSM 1,2 & 3	
1603-2-2	1/8	----
1603-4-4	1/4	----
1603-6-6	3/8	----
1603-8-8	1/2	----
1603-12-12	3/4	----
1603-16-16	1	----
1603-20-20	1-1/4	----

**TOOL DESCRIPTIONS**

**DRILL PRESS** - A tall upright machine useful for suddenly snatching flat metal bar stock out of your hands so that it smacks you in the chest and flings your beer across the room, denting the freshly-painted project which you had carefully set in the corner where nothing could get to it.

**WIRE WHEEL** - Cleans paint off bolts and then throws them somewhere under the workbench with the speed of light. Also removes fingerprints and hard-earned calluses from fingers in about the time it takes you to say, 'Oh sh --'

**SKILL SAW** - A portable cutting tool used to make studs too short.

**PLIERS** - Used to round off bolt heads. Also used in the creation of blood-blisters.

**BELT SANDER** - An electric sanding tool commonly used to convert minor touch-up jobs into major refinishing jobs.

**HACKSAW** - One of a family of cutting tools built on the Ouija board principle. It transforms human energy into a crooked, unpredictable motion, and the more you attempt to influence its course, the more dismal your future becomes.

**WISE-GRIPS** - Generally used after pliers to completely round off bolt heads. If nothing else is available, they can also be used to transfer intense welding heat to the palm of your hand.

**OXYACETYLENE TORCH** - Used almost entirely for lighting various flammable objects in your shop on fire. Also handy for igniting the grease inside the wheel hub out of which you want to remove a bearing race..

**TABLE SAW** - A large stationary power tool commonly used to launch wood projectiles for testing wall integrity.

**PHILLIPS SCREWDRIVER** - Normally used to stab the vacuum seals under lids or for opening old-style paper-and-tin oil cans and splashing oil on your shirt; but can also be used, as the name implies, to strip out Phillips screw heads.

**STRAIGHT SCREWDRIVER** - A tool for opening paint cans. Sometimes used to convert common slotted screws into non-removable screws and butchering your palms.

**PRY BAR** - A tool used to crumple the metal surrounding that clip or bracket you needed to remove in order to replace a 50 cent part.

**HOSE CUTTER** - A tool used to make hoses too short.

**HAMMER** - Originally employed as a weapon of war, the hammer nowadays is used as a kind of divining rod to locate the most expensive parts adjacent the object we are trying to hit.

**UTILITY KNIFE** - Used to open and slice through the contents of cardboard cartons delivered to your front door; works particularly well on contents such as seats, vinyl records, liquids in plastic bottles, collector magazines, refund checks, and rubber or plastic parts. Especially useful for slicing work clothes, but only while in use.



**37° JIC ADAPTERS**

Straights Pg. 283-285  
 Shapes Pg. 285-290  
 Bulkheads Pg. 290-291  
 Female Swivels Pg. 304-306  
 O-Ring Fittings Pg. 307-312

**Caution: 37-Degree flared fittings are not designed to provide structural support for other components.**

**CONFORMANCE**

- SAE J514
- MS51500-MS51534
- Temperature Range: -65°F to +400°F

**MATERIALS**

- Carbon Steel trivalent chrome plating

**WORKING PRESSURES**

The following table lists the recommended working pressures for steel 37° flare hydraulic tube fittings manufactured in accordance with SAE standard J514. Many factors such as impulsing, vibration, mechanical shock, and overtightening may affect the integrity of the fitting connection. For these reasons, the recommended working pressures are actually lower than the capacity of the fittings. SAE recommends sufficient testing to be conducted to assure that performance levels will be safe and satisfactory, especially if installed in systems operating at elevated pressures or in severe conditions. When using fittings with different size or thread type, use the lower pressure rating of the two threads.

**SAE J514 37-DEGREE FLARED FITTINGS PRESSURE RATING**

Dash Size	Flared Thread Size	4 TO 1 Minimum Burst PSI
-2	5/16-24	5000
-3	3/8-24	5000
-4	7/16-20	5000
-5	1/2-20	5000
-6	9/16-18	5000
-8	3/4-16	4500
-10	7/8-14	3500
-12	1-1/16-12	3500
-14	1-3/16-12	3000
-16	1-5/16-12	3000
-20	1-5/8-12	2500
-24	1-7/8-12	2000
-32	2-1/2-12	1500

**37° FLARED FITTING ASSEMBLY INSTRUCTIONS**

**RECOMMENDED**

- Step 1.** Inspect for possible contamination or damage from shipping or handling. Sealing surface should be smooth. Annular tool marks of (100uin) concentric with thread permissible.
- Step 2.** Lubricate the threads and the entire surface of the cone with hydraulic fluid or a light lubricant.
- Step 3.** Align mating components for hand connection and turn flare nut until sealing surfaces make full contact.
- Step 4.** Torque nut to the values shown on the following table. If a wrench pad is provided next to nut, place a second wrench on pad to prevent flare from rotating while being torqued.
- Step 5.** When torquing nut onto a straight flared fitting, it may be necessary to also place a wrench on the flared fitting wrench pad to prevent it from turning during assembly.

**ALTERNATE ASSEMBLY METHOD**

- Step 1.** If torque method not possible, follow steps 1-3 above, then proceed to the steps below.
- Step 2.** Lightly wrench tighten the nut until there is firm resistance.
- Step 3.** Place a wrench on wrench pad next to nut as near the 6 o'clock position as possible.
- Step 4.** Place second wrench on nut as near the 3 o'clock position as possible.
- Step 5.** Turn nut clockwise to no less than the 4 o'clock position and no more than the 6 o'clock position. Required rotation generally decreases as size increases.

Dash Size	Flared Thread Size	Torque Foot/Lbs.
-2	5/16-24	6-7
-3	3/8-24	6-9
-4	7/16-20	9-12
-5	1/2-20	14-15
-6	9/16-18	18-20
-8	3/4-16	27-39
-10	7/8-1/4	36-63
-12	1-1/16-12	65-88
-14	1-3/16-12	75-103
-16	1-5/16-12	85-113
-20	1-5/8-12	115-133
-24	1-7/8-12	125-167
-32	2-1/2-12	190-258

**WHY WET TORQUE?**

Due to the difference in plating types and thickness, materials, and thread quality of different components, the coefficient of friction varies greatly on any given assembly. Lubrication not only produces a more consistent coefficient of friction, it increases clamping force on sealing area with less torque on the threads. Overtightening causes threads to yield, deform and lose their ability to maintain an adequate load or clamping force on the seating area. Extended operation and severe conditions cause further yielding which results in leaks. Overtightening is the single greatest cause for leaks in metal to metal seat hydraulic connections. It is our firm position, that to not wet torque, is to compromise consistency and quality for convenience.



**STEEL 37° JIC FLARE  
TUBE FITTINGS**

**JIC SHORT TUBE NUT**



303  
302  
1326

Part #	Tube O.D	JIC Thread Size	
0302-4	1/4	7/16-20	----
0302-6	3/8	9/16-18	----
0302-8	1/2	3/4-16	----
0302-10	5/8	7/8-14	----
0302-12	3/4	1-1/16-12	----
0302-16	1	1-5/16-12	----
0302-20	1-1/4	1-5/8-12	----
0302-24	1-1/2	1-7/8-12	----

**LONG JIC TUBE NUT**

SAE 070111




304  
221000  
0304

Part #	Tube O.D	JIC Thread Size	
0304-4	1/4	7/16-20	----
0304-5	5/16	1/2-20	----
0304-6	3/8	9/16-18	----
0304-8	1/2	3/4-16	----
0304-10	5/8	7/8-14	----
0304-12	3/4	1-1/16-12	----
0304-14	7/8	1-3/16-12	----
0304-16	1	1-5/16-12	----
0304-20	1-1/4	1-5/8-12	----
0304-24	1-1/2	1-7/8-12	----
0304-32	2	2-1/2-12	----

**JIC CAP**

SAE 070112  
MS 51532



304  
210292  
FNTX  
1329  
C5129

Part #	Tube O.D.	JIC Thread Size	
0304-C-2	1/8	5/16-24	----
0304-C-3	3/16	3/8-24	----
0304-C-4	1/4	7/16-20	----
0304-C-5	5/16	1/2-20	----
0304-C-6	3/8	9/16-18	----
0304-C-8	1/2	3/4-16	----
0304-C-10	5/8	7/8-14	----
0304-C-12	3/4	1-1/16-12	----
0304-C-14	7/8	1-3/16-12	----
0304-C-16	1	1-5/16-12	----
0304-C-20	1-1/4	1-5/8-12	----
0304-C-24	1-1/2	1-7/8-12	----
0304-C-32	2	2-1/2-12	----

*Also available in Stainless Steel*

It is better to know some of the questions than all of the answers.

- James Thurber

# STRAIGHTS STEEL 37° JIC FLARE

# HYDRAULIC ADAPTERS

## JIC TUBE NUT (SLEEVE REQUIRED)

SAE 070110  
MS 51531



318  
1290  
BTX  
1311  
C5105

Part #	Tube O.D	JIC Thread Size	
0318-2	1/8	5/16-24	----
0318-3	3/16	3/8-24	----
0318-4	1/4	7/16-20	----
0318-5	5/16	1/2-20	----
0318-6	3/8	9/16-18	----
0318-8	1/2	3/4-16	----
0318-10	5/8	7/8-14	----
0318-12	3/4	1-1/16-12	----
0318-14	7/8	1-3/16-12	----
0318-16	1	1-5/16-12	----
0318-20	1-1/4	1-5/8-12	----
0318-24	1-1/2	1-7/8-12	----
0318-32	2	2-1/2-12	----

Also available in Stainless Steel

## JIC TUBE SLEEVE

SAE 070115  
MS 51532



319  
900605  
TX  
1253  
C5165

Part #	Tube O.D	
0319-2	1/8	----
0319-3	3/16	----
0319-4	1/4	----
0319-5	5/16	----
0319-6	3/8	----
0319-8	1/2	----
0319-10	5/8	----
0319-12	3/4	----
0319-14	7/8	----
0319-16	1	----
0319-20	1-1/4	----
0319-24	1-1/2	----
0319-32	2	----

Also available in Stainless Steel

## JIC FLARELESS TUBE NUT (SLEEVE REQUIRED)



418

Part #	Tube O.D	JIC Thread Size	
V0318-3	3/16	3/8-24	----
V0318-4	1/4	7/16-20	----
V0318-5	5/16	1/2-20	----
V0318-6	3/8	9/16-18	----
V0318-8	1/2	3/4-16	----
V0318-10	5/8	7/8-14	----
V0318-12	3/4	1-1/16-12	----
V0318-16	1	1-5/16-12	----
V0318-20	1-1/4	1-5/8-12	----
V0318-24	1-1/2	1-7/8-12	----
V0318-32	2	2-1/2-12	----

## JIC FLARELESS TUBE SLEEVE



419

Part #	Tube O.D	
V0319-3	3/16	----
V0319-4	1/4	----
V0319-5	5/16	----
V0319-6	3/8	----
V0319-8	1/2	----
V0319-10	5/8	----
V0319-12	3/4	----
V0319-16	1	----
V0319-20	1-1/4	----
V0319-24	1-1/2	----
V0319-32	2	----

## JIC BRAZE TUBE UNION



403  
73014  
1403

Part #	Braze Port 1	JIC Thread Size 2	
0403-4	1/4	7/16-20	----
0403-6	3/8	9/16-18	----
0403-8	1/2	3/4-16	----
0403-10	5/8	7/8-14	----
0403-12	3/4	1-1/16-12	----
0403-14	7/8	1-3/16-12	----
0403-16	1	1-5/16-12	----
0403-20	1-1/4	1-5/8-12	----
0403-24	1-1/2	1-7/8-12	----
0403-32	2	2-1/2-12	----

# HYDRAULIC ADAPTERS

# STRAIGHTS STEEL 37° JIC FLARE

## JIC TUBE UNION

SAE 070101  
MS 51501



2403  
2027  
HTX  
1204  
C5305

Part #	JIC Thread Size 1	JIC Thread Size 2	
2403-2	5/16-24	5/16-24	----
2403-3	3/8-24	3/8-24	----
2403-4	7/16-20	7/16-20	----
2403-5	1/2-20	1/2-20	----
2403-6	9/16-18	9/16-18	----
2403-6-4	9/16-18	7/16-20	----
2403-6-5	9/16-18	1/2-20	----
2403-8	3/4-16	3/4-16	----
2403-8-4	3/4-16	7/16-20	----
2403-8-6	3/4-16	9/16-18	----
2403-10	7/8-14	7/8-14	----
2403-10-4	7/8-14	7/16-20	----
2403-10-6	7/8-14	9/16-18	----
2403-10-8	7/8-14	3/4-16	----
2403-12	1-1/16-12	1-1/16-12	----
2403-12-6	1-1/16-12	9/16-18	----
2403-12-8	1-1/16-12	3/4-16	----
2403-12-10	1-1/16-12	7/8-14	----
2403-14	1-3/16-12	1-3/16-12	----
2403-16	1-5/16-12	1-5/16-12	----
2403-16-10	1-5/16-12	7/8-14	----
2403-16-12	1-5/16-12	1-1/16-12	----
2403-20	1-5/8-12	1-5/8-12	----
2403-20-12	1-5/8-12	1-1/16-12	----
2403-20-16	1-5/8-12	1-5/16-12	----
2403-24	1-7/8-12	1-7/8-12	----
2403-24-20	1-7/8-12	1-5/8-12	----
2403-32	2-1/2-12	2-1/2-12	----

*Some sizes available in Stainless Steel  
More jump sizes available*

## JIC LARGE HEX TUBE UNION



2403-LH  
202712  
LHTX  
1204-LH  
C5306

Part #	JIC Thread Size 1	JIC Thread Size 2	
2403-LH-4	7/16-20	7/16-20	----
2403-LH-6	9/16-18	9/16-18	----
2403-LH-8	3/4-16	3/4-16	----
2403-LH-10	7/8-14	7/8-14	----
2403-LH-12	1-1/16-12	1-1/16-12	----
2403-LH-16	1-5/16-12	1-5/16-12	----
2403-LH-20	1-5/8-12	1-5/8-12	----

*Also available in Stainless Steel*

## JIC MALE CONNECTOR

SAE 070102  
MS 51500



2404  
2021R  
FTX  
1202R  
C5205

Part #	JIC Thread Size 1	Male Pipe Thread 2	
2404-2-2	5/16-24	1/8	----
2404-2-4	5/16-24	1/4	----
2404-3-2	3/8-24	1/8	----
2404-3-4	3/8-24	1/4	----
2404-4-2	7/16-20	1/8	----
2404-4-4	7/16-20	1/4	----
2404-4-6	7/16-20	3/8	----
2404-4-8	7/16-20	1/2	----
2404-5-2	1/2-20	1/8	----
2404-5-4	1/2-20	1/4	----
2404-5-6	1/2-20	3/8	----
2404-6-2	9/16-18	1/8	----
2404-6-4	9/16-18	1/4	----
2404-6-6	9/16-18	3/8	----
2404-6-8	9/16-18	1/2	----
2404-6-12	9/16-18	3/4	----
2404-8-4	3/4-16	1/4	----
2404-8-6	3/4-16	3/8	----
2404-8-8	3/4-16	1/2	----
2404-8-12	3/4-16	3/4	----
2404-8-16	3/4-16	1	----
2404-10-4	7/8-14	1/4	----
2404-10-6	7/8-14	3/8	----
2404-10-8	7/8-14	1/2	----
2404-10-12	7/8-14	3/4	----
2404-10-16	7/8-14	1	----
2404-12-6	1-1/16-12	3/8	----
2404-12-8	1-1/16-12	1/2	----
2404-12-12	1-1/16-12	3/4	----
2404-12-16	1-1/16-12	1	----
2404-12-20	1-1/16-12	1-1/4	----
2404-14-12	1-3/16-12	3/4	----
2404-14-16	1-3/16-12	1	----
2404-16-12	1-5/16-12	3/4	----
2404-16-16	1-5/16-12	1	----
2404-16-20	1-5/16-12	1-1/4	----
2404-16-24	1-5/16-12	1-1/2	----
2404-20-12	1-5/8-12	3/4	----
2404-20-16	1-5/8-12	1	----
2404-20-20	1-5/8-12	1-1/4	----
2404-20-24	1-5/8-12	1-1/2	----
2404-24-16	1-7/8-12	1	----
2404-24-20	1-7/8-12	1-1/4	----
2404-24-24	1-7/8-12	1-1/2	----
2404-24-32	1-7/8-12	2	----
2404-32-16	2-1/2-12	1	----
2404-32-20	2-1/2-12	1-1/4	----
2404-32-24	2-1/2-12	1-1/2	----
2404-32-32	2-1/2-12	2	----
2404-40-40	3-12	2-1/2	----

*Some sizes available in Stainless Steel*

**-Available in a Restrictor-**

HYDRAULIC

# STRAIGHTS STEEL 37° JIC FLARE

# HYDRAULIC ADAPTERS

## JIC LONG MALE CONNECTOR

SAE 070102  
MS 51500



2404L  
202113R  
1202L0R

Part #	JIC Thread Size 1	Male Pipe Size 2	Length	
2404-L-4-2	7/16-20	1/8"	1.81"	----
2404-L-4-4	7/16-20	1/4"	2.35"	----
2404-L-6-4	9/16-18	1/4"	2.35"	----
2404-L-6-6	9/16-18	3/8"	2.50"	----
2404-L-8-6	3/4-16	3/8"	2.75"	----
2404-L-8-8	3/4-16	1/2"	3.13"	----
2404-L-10-8	7/8-14	1/2"	3.13"	----
2404-L-12-12	1-1/16-12	3/4"	3.50"	----
2404-L-16-16	1-5/16-12	1"	4"	----

Also available in extra long lengths

### More Golf Quotes

After all these years, it's still embarrassing for me to play on the American golf tour. Like the time I asked my caddie for a sand wedge and he came back ten minutes later with a ham on rye.

- Chi Chi Rodriguez

The ball retriever is not long enough to get my putter out of the tree.

- Brian Weis

Swing hard in case you hit it.

- Dan Marino

My favorite shots are the practice swing and the conceded putt. The rest can never be mastered.

- Lord Robertson

## JIC FEMALE CONNECTOR

SAE 070103  
MS 51503



2405  
2022R  
GTX  
1230R  
C5255

Part #	JIC Thread Size 1	Female Pipe Size 2	
2405-2-2	5/16-24	1/8	----
2405-3-2	3/8-24	1/8	----
2405-3-4	3/8-24	1/4	----
2405-4-2	7/16-20	1/8	----
2405-4-4	7/16-20	1/4	----
2405-4-6	7/16-20	3/8	----
2405-5-2	1/2-20	1/8	----
2405-5-4	1/2-20	1/4	----
2405-6-2	9/16-18	1/8	----
2405-6-4	9/16-18	1/4	----
2405-6-6	9/16-18	3/8	----
2405-6-8	9/16-18	1/2	----
2405-8-4	3/4-16	1/4	----
2405-8-6	3/4-16	3/8	----
2405-8-8	3/4-16	1/2	----
2405-8-12	3/4-16	3/4	----
2405-10-6	7/8-14	3/8	----
2405-10-8	7/8-14	1/2	----
2405-10-12	7/8-14	3/4	----
2405-12-8	1-1/16-12	1/2	----
2405-12-12	1-1/16-12	3/4	----
2405-12-16	1-1/16-12	1	----
2405-14-12	1-3/16-12	3/4	----
2405-16-12	1-5/16-12	3/4	----
2405-16-16	1-5/16-12	1	----
2405-16-20	1-5/16-12	1-1/4	----
2405-20-20	1-5/8-12	1-1/4	----
2405-24-24	1-7/8-12	1-1/2	----
2405-32-32	2-1/2-12	2	----

Some sizes available in Stainless Steel

## JIC TWO PIECE TUBE REDUCER



Part #	JIC Female Tube O.D 1	JIC Male Thread 2	
2407-6-4	3/8	7/16-20	----
2407-8-4	1/2	7/16-20	----
2407-8-6	1/2	9/16-18	----
2407-12-6	3/4	9/16-18	----
2407-12-8	3/4	3/4-16	----
2407-16-12	1	1-1/16-12	----
2407-20-16	1-1/4	1-5/16-12	----
2407-24-20	1-1/2	1-5/8-12	----

Also available in Stainless Steel

More sizes available

# HYDRAULIC ADAPTERS

# STRAIGHTS STEEL 37° JIC FLARE

## JIC REDUCER/ EXPANDER



2406  
C5015  
2215  
TRTX  
1246

Part #	JIC Thread Size 1	JIC Thread Size 2	
2406-6-4	9/16-18	7/16-20	----
2406-6-5	9/16-18	1/2-20	----
2406-8-4	3/4-16	7/16-20	----
2406-8-6	3/4-16	9/16-18	----
2406-8-12*	3/4-16	1-1/16-12	----
2406-10-4	7/8-14	7/16-20	----
2406-10-6	7/8-14	9/16-18	----
2406-10-8	7/8-14	3/4-16	----
2406-12-4	1-1/16-12	7/16-20	----
2406-12-6	1-1/16-12	9/16-18	----
2406-12-8	1-1/16-12	3/4-16	----
2406-12-10	1-1/16-12	7/8-14	----
2406-12-16*	1-1/16-12	1-5/16-12	----
2406-14-6	1-3/16-12	9/16-18	----
2406-14-8	1-3/16-12	3/4-16	----
2406-14-10	1-3/16-12	7/8-14	----
2406-14-12	1-3/16-12	1-1/16-12	----
2406-16-4	1-5/16-12	7/16-20	----
2406-16-6	1-5/16-12	9/16-18	----
2406-16-8	1-5/16-12	3/4-16	----
2406-16-10	1-5/16-12	7/8-14	----
2406-16-12	1-5/16-12	1-1/16-12	----
2406-16-14	1-5/16-12	1-3/16-12	----
2406-16-20*	1-5/16-12	1-5/8-12	----
2406-20-8	1-5/8-12	3/4-16	----
2406-20-12	1-5/8-12	1-1/16-12	----
2406-20-16	1-5/8-12	1-5/16-12	----
2406-24-16	1-7/8-12	1-5/16-12	----
2406-24-20	1-7/8-12	1-5/8-12	----
2406-32-24	2-1/2-12	1-7/8-12	----

**\*Tube Expander**  
*More expanding sizes available*

## PLUG

SAE 070109  
MS 51518



2408  
430549  
PNTX  
1254  
C5229

Part #	Tube O.D.	JIC Thread Size	
2408-2	1/8	5/16-24	----
2408-3	3/16	3/8-24	----
2408-4	1/4	7/16-20	----
2408-5	5/16	1/2-20	----
2408-6	3/8	9/16-18	----
2408-8	1/2	3/4-16	----
2408-10	5/8	7/8-14	----
2408-12	3/4	1-1/16-12	----
2408-14	7/8	1-3/16-12	----
2408-16	1	1-5/16-12	----
2408-20	1-1/4	1-5/8-12	----
2408-24	1-1/2	1-7/8-12	----
2408-32	2	2-1/2-12	----

*Some available in Stainless Steel*

## JIC UNION ELBOW

SAE 070201  
MS 51505



2500  
2039  
1234  
C5505

Part #	JIC Thread Size 1	JIC Thread Size 2	
2500-2-2	5/16-24	5/16-24	----
2500-3-3	3/8-24	3/8-24	----
2500-4-4	7/16-20	7/16-20	----
2500-5-5	1/2-20	1/2-20	----
2500-6	9/16-18	9/16-18	----
2500-6-4	9/16-18	7/16-20	----
2500-8-8	3/4-16	3/4-16	----
2500-8-4	3/4-16	7/16-20	----
2500-8-6	3/4-16	9/16-18	----
2500-10	7/8-14	7/8-14	----
2500-10-8	7/8-14	3/4-16	----
2500-12	1-1/16-12	1-1/16-12	----
2500-12-8	1-1/16-12	3/4-16	----
2500-14	1-3/16-12	1-3/16-12	----
2500-16	1-5/16-12	1-5/16-12	----
2500-16-12	1-5/16-12	1-1/16-12	----
2500-20	1-5/8-12	1-5/8-12	----
2500-24	1-7/8-12	1-7/8-12	----
2500-32	2-1/2-12	2-1/2-12	----

*Some available in Stainless Steel*  
*More sizes available*

HYDRAULIC

# SHAPES STEEL 37° JIC FLARE

# HYDRAULIC ADAPTERS

## STEEL 37° JIC FLARE SHAPES

SAE 070202  
MS 51504

### JIC MALE ELBOW



1208R  
C5405  
2501  
2024R  
CTX

Part #	JIC Size 1	Male Pipe Size 2	
2501-2-2	5/16-24	1/8	----
2501-2-4	5/16-24	1/4	----
2501-3-2	3/8-24	1/8	----
2501-3-4	3/8-24	1/4	----
2501-4-2	7/16-20	1/8	----
2501-4-4	7/16-20	1/4	----
2501-4-6	7/16-20	3/8	----
2501-4-8	7/16-20	1/2	----
2501-5-2	1/2-20	1/8	----
2501-5-4	1/2-20	1/4	----
2501-5-6	1/2-20	3/8	----
2501-6-2	9/16-18	1/8	----
2501-6-4	9/16-18	1/4	----
2501-6-6	9/16-18	3/8	----
2501-6-8	9/16-18	1/2	----
2501-6-12	9/16-18	3/4	----
2501-8-4	3/4-16	1/4	----
2501-8-6	3/4-16	3/8	----
2501-8-8	3/4-16	1/2	----
2501-8-12	3/4-16	3/4	----
2501-8-16	3/4-16	1	----
2501-10-6	7/8-14	3/8	----
2501-10-8	7/8-14	1/2	----
2501-10-12	7/8-14	3/4	----
2501-10-16	7/8-14	1	----
2501-12-6	1-1/16-12	3/8	----
2501-12-8	1-1/16-12	1/2	----
2501-12-12	1-1/16-12	3/4	----
2501-12-16	1-1/16-12	1	----
2501-12-20	1-1/16-12	1-1/4	----
2501-14-12	1-3/16-12	3/4	----
2501-14-16	1-3/16-12	1	----
2501-16-12	1-5/16-12	3/4	----
2501-16-16	1-5/16-12	1	----
2501-16-20	1-5/16-12	1-1/4	----
2501-20-16	1-5/8-12	1	----
2501-20-20	1-5/8-12	1-1/4	----
2501-20-24	1-5/8-12	1-1/2	----
2501-24-20	1-7/8-12	1-1/4	----
2501-24-24	1-7/8-12	1-1/2	----
2501-24-32	1-7/8-12	2	----
2501-32-24	2-1/2-12	1-1/2	----
2501-32-32	2-1/2-12	2	----
2501-40-40	3-12	2-1/2	----

## JIC ELBOW RESTRICTOR



Part #	JIC Size 1	Male Pipe Size 2	Restriction	
2501-RS-4-4	7/16-20	1/4	.062	----
2501-RS-6-6	9/16-18	3/8	.062	----
2501-RS-6-8	9/16-18	1/2	.062	----

### LONG MALE ELBOW

SAE 071502



25012  
202411R  
CCTX  
1208-LR  
C5425

Part #	JIC Size 1	Male Pipe Size 2	Length*	
2501-L-4-2	7/16-20	1/8	1.17"	----
2501-L-4-4	7/16-20	1/4	1.58"	----
2501-L-5-2	1/2-20	1/8	1.22"	----
2501-L-5-4	1/2-20	1/4	1.55"	----
2501-L-6-2	9/16-18	1/8	1.58"	----
2501-L-6-4	9/16-18	1/4	1.58"	----
2501-L-6-6	9/16-18	3/8	1.83"	----
2501-L-8-4	3/4-16	1/4	1.83"	----
2501-L-8-6	3/4-16	3/8	1.83"	----
2501-L-8-8	3/4-16	1/2	2.17"	----
2501-L-10-8	7/8-14	1/2	2.17"	----
2501-L-12-8	1-1/16-12	1/2	2.24"	----
2501-L-12-12	1-1/16-12	3/4	2.44"	----
2501-L-14-12	1-3/16-12	3/4	2.66"	----
2501-L-16-16	1-5/16-12	1	3.02"	----
2501-L-20-20	1-5/8-12	1-1/4	3.69"	----
2501-L-24-24	1-7/8-12	1-1/2	4.11"	----

\* Length = mid-JIC to end of threads  
Also available in Stainless Steel

Some sizes available in Stainless Steel

# HYDRAULIC ADAPTERS

# SHAPES STEEL 37° JIC FLARE

## JIC EXTRA-LONG MALE ELBOW

SAE 071602



2501LL  
202413R  
CCCTX  
1208-LLR  
C5435

Part #	JIC Size 1	Male Pipe Size 2	Length*	
2501-LL-4-2	7/16-20	1/8	1.56"	----
2501-LL-4-4	7/16-20	1/4	2.11"	----
2501-LL-5-4	1/2-20	1/4	2.04"	----
2501-LL-6-2	9/16-18	1/8	2.04"	----
2501-LL-6-4	9/16-18	1/4	2.08"	----
2501-LL-6-6	9/16-18	3/8	2.44"	----
2501-LL-8-4	3/4-16	1/4	2.42"	----
2501-LL-8-6	3/4-16	3/8	2.42"	----
2501-LL-8-8	3/4-16	1/2	2.88"	----
2501-LL-10-8	7/8-14	1/2	2.88"	----
2501-LL-12-8	1-1/16-12	1/2	3.25"	----
2501-LL-12-12	1-1/16-12	3/4	3.28"	----
2501-LL-14-12	1-3/16-12	3/4	3.63"	----
2501-LL-16-16	1-5/16-12	1	4.05"	----
2501-LL-20-20	1-5/8-12	1-1/4	5.00"	----
2501-LL-24-24	1-7/8-12	1-1/2	5.50"	----

## JIC EXTRA EXTRA LONG MALE ELBOW

2501LLL  
202414R



Part #	JIC Size 1	Male Pipe Size 2	Length*	
2501-LLL-4-2	7/16-20	1/8	2.31"	----
2501-LLL-4-4	7/16-20	1/4	3.00"	----
2501-LLL-6-4	9/16-18	1/4	3.06"	----
2501-LLL-6-6	9/16-18	3/8	3.06"	----
2501-LLL-8-6	3/4-16	3/8	3.75"	----
2501-LLL-8-8	3/4-16	1/2	3.75"	----
2501-LLL-10-8	7/8-14	1/2	4.50"	----
2501-LLL-12-12	1-1/16-12	3/4	5.03"	----
2501-LLL-16-16	1-5/16-12	1	6.34"	----

\* Length = mid-JIC to end of threads

## JIC MALE ELBOW SWIVEL



• swivel for installation only

Part #	JIC Thread Size 1	Male Pipe Size 2	
2501-S-4-4	7/16-20	1/4	----
2501-S-6-4	9/16-18	1/4	----
2501-S-6-6	9/16-18	3/8	----
2501-S-8-6	3/4-16	3/8	----
2501-S-8-8	3/4-16	1/2	----
2501-S-10-8	7/8-14	1/2	----
2501-S-12-12	1-1/16-12	3/4	----

## JIC FEMALE ELBOW

SAE 070203  
MS 51506



2502  
2025R  
DTX  
1240R  
C5455

Part #	JIC Thread Size 1	Female Pipe Size 2	
2502-4-2	7/16-20	1/8	----
2502-4-4	7/16-20	1/4	----
2502-4-6	7/16-20	3/8	----
2502-5-2	1/2-20	1/8	----
2502-5-4	1/2-20	1/4	----
2502-6-2	9/16-18	1/8	----
2502-6-4	9/16-18	1/4	----
2502-6-6	9/16-18	3/8	----
2502-6-8	9/16-18	1/2	----
2502-8-4	3/4-16	1/4	----
2502-8-6	3/4-16	3/8	----
2502-8-8	3/4-16	1/2	----
2502-8-12	3/4-16	3/4	----
2502-10-6	7/8-14	3/8	----
2502-10-8	7/8-14	1/2	----
2502-12-8	1-1/16-12	1/2	----
2502-12-12	1-1/16-12	3/4	----
2502-14-12	1-3/16-12	3/4	----
2502-16-12	1-5/16-12	3/4	----
2502-16-16	1-5/16-12	1	----
2502-20-20	1-5/8-12	1-1/4	----
2502-24-24	1-7/8-12	1-1/2	----
2502-32-32	2-1/2-12	2	----

Also available in Stainless Steel

HYDRAULIC



## SHAPES STEEL 37° JIC FLARE

SAE 070302  
MS 51508

### JIC MALE 45° ELBOW



2503  
2023R  
VTX  
1206R  
C5355

Part #	JIC Thread Size 1	Male Pipe Size 2	
2503-2-2	5/16-24	1/8	----
2503-3-2	3/8-24	1/8	----
2503-4-2	7/16-20	1/8	----
2503-4-4	7/16-20	1/4	----
2503-4-6	7/16-20	3/8	----
2503-5-2	1/2-20	1/8	----
2503-5-4	1/2-20	1/4	----
2503-6-2	9/16-18	1/8	----
2503-6-4	9/16-18	1/4	----
2503-6-6	9/16-18	3/8	----
2503-6-8	9/16-18	1/2	----
2503-6-12	9/16-18	3/4	----
2503-8-4	3/4-16	1/4	----
2503-8-6	3/4-16	3/8	----
2503-8-8	3/4-16	1/2	----
2503-8-12	3/4-16	3/4	----
2503-10-6	7/8-14	3/8	----
2503-10-8	7/8-14	1/2	----
2503-10-12	7/8-14	3/4	----
2503-12-6	1-1/16-12	3/8	----
2503-12-8	1-1/16-12	1/2	----
2503-12-12	1-1/16-12	3/4	----
2503-12-16	1-1/16-12	1	----
2503-14-12	1-3/16-12	3/4	----
2503-16-12	1-5/16-12	3/4	----
2503-16-16	1-5/16-12	1	----
2503-16-20	1-5/16-12	1-1/4	----
2503-20-16	1-5/8-12	1	----
2503-20-20	1-5/8-12	1-1/4	----
2503-24-24	1-7/8-12	1-1/2	----
2503-32-32	2-1/2-12	2	----
2503-40-40	3-12	2-1/2	----

*Some sizes available in Stainless Steel*

### JIC 45° UNION ELBOW



2504

Part #	JIC Thread Size 1	JIC Thread Size 2	
2504-6	9/16-18	9/16-18	----
2504-8	3/4-16	3/4-16	----
2504-10	7/8-14	7/8-14	----
2504-12	1-1/16-12	1-1/16-12	----
2504-16	1-5/16-12	1-5/16-12	----
2504-20	1-5/8-12	1-5/8-12	----

## HYDRAULIC ADAPTERS

### JIC 45° FEMALE ELBOW




2505  
2044-R

Part #	JIC Thread Size 1	Female Pipe Size 2	
2505-6-4	9/16-18	1/4	----
2505-8-6	3/4-16	3/8	----
2505-10-8	7/8-14	1/2	----
2505-12-12	1-1/16-12	3/4	----

*More sizes available*

### JIC MALE BRANCH TEE



2601  
2030R  
STX  
1221R  
C5605

Part #	JIC Thread Size 1&2	Pipe Thread Size 3	
2601-2-2	5/16-24	1/8	----
2601-3-2	3/8-24	1/8	----
2601-4-2	7/16-20	1/8	----
2601-4-4	7/16-20	1/4	----
2601-5-2	1/2-20	1/8	----
2601-5-4	1/2-20	1/4	----
2601-6-4	9/16-18	1/4	----
2601-6-6	9/16-18	3/8	----
2601-8-4	3/4-16	1/4	----
2601-8-6	3/4-16	3/8	----
2601-8-8	3/4-16	1/2	----
2601-10-6	7/8-14	3/8	----
2601-10-8	7/8-14	1/2	----
2601-12-8	1-1/16-12	1/2	----
2601-12-12	1-1/16-12	3/4	----
2601-14-12	1-3/16-12	3/4	----
2601-16-12	1-5/16-12	3/4	----
2601-16-16	1-5/16-12	1	----
2601-20-20	1-5/8-12	1-1/4	----
2601-24-24	1-7/8-12	1-1/2	----
2601-32-32	2-1/2-12	2	----

*Also available in Stainless Steel*




# HYDRAULIC ADAPTERS

# SHAPES STEEL 37° JIC FLARE

## JIC FEMALE BRANCH TEE

SAE 070427  
MS 51513



2602  
2031R  
OTX  
1228R  
C6566

Part #	JIC Thread Size 1 & 2	Female Pipe Size 3	
2602-3-2	3/8-24	1/8	----
2602-4-2	7/16-20	1/8	----
2602-4-4	7/16-20	1/4	----
2602-5-2	1/2-20	1/8	----
2602-6-4	9/16-18	1/4	----
2602-6-6	9/16-18	3/8	----
2602-8-8	3/4-16	1/2	----
2602-12-8	1-1/16-12	1/2	----
2602-12-12	1-1/16-12	3/4	----
2602-16-16	1-5/16-12	1	----
2602-20-20	1-5/8-12	1-1/4	----
2602-24-24	1-7/8-12	1-1/2	----
2602-32-32	2-1/2-12	2	----

## JIC MALE RUN TEE

SAE 070424  
MS 51511




26C5  
2028R  
RTX  
1224R  
C5755

Part #	JIC Thread Size 1 & 3	Male Pipe Size 2	
2605-2-2	5/16-24	1/8	----
2605-3-2	3/8-24	1/8	----
2605-4-2	7/16-20	1/8	----
2605-4-4	7/16-20	1/4	----
2605-5-2	1/2-20	1/8	----
2605-5-4*	1/2-20	1/4	----
2605-6-4	9/16-18	1/4	----
2605-6-6	9/16-18	3/8	----
2605-8-4	3/4-16	1/4	----
2605-8-6	3/4-16	3/8	----
2605-8-8	3/4-16	1/2	----
2605-10-8	7/8-14	1/2	----
2605-12-8	1-1/16-12	1/2	----
2605-12-12	1-1/16-12	3/4	----
2605-14-12	1-3/16-12	3/4	----
2605-16-12*	1-5/16-12	3/4	----
2605-16-16	1-5/16-12	1	----
2605-20-20	1-5/8-12	1-1/4	----
2605-24-24	1-7/8-12	1-1/2	----
2605-32-32	2-1/2-12	2	----

## JIC UNION TEE

SAE 070401  
MS 51510



2603  
2033  
JTX  
1220  
C5705


Part #	JIC Thread Size 1 & 2	JIC Thread Size 3	
2603-2-2	5/16-24	5/16-24	----
2603-3-3	3/8-24	3/8-24	----
2603-4-4	7/16-20	7/16-20	----
2603-5-5	1/2-20	1/2-20	----
2603-6	9/16-18	9/16-18	----
2603-8	3/4-16	3/4-16	----
2603-10	7/8-14	7/8-14	----
2603-12	1-1/16-12	1-1/16-12	----
2603-14	1-3/16-12	1-3/16-12	----
2603-16	1-5/16-12	1-5/16-12	----
2603-20	1-5/8-12	1-5/8-12	----
2603-24	1-7/8-12	1-7/8-12	----
2603-32	2-1/2-12	2-1/2-12	----

*More reducing sizes available*

*\*Braze-on Style*

*More sizes available*

## JIC FEMALE RUN TEE




2606  
2029R  
MTX  
1226R  
C5805

Part #	JIC Thread Size 1 & 3	Female Pipe Size 2	
2606-3-2	3/8-24	1/8	----
2606-4-2	7/16-20	1/8	----
2606-4-4	7/16-20	1/4	----
2606-5-4	1/2-20	1/4	----
2606-6-4	9/16-18	1/4	----
2606-6-6	9/16-18	3/8	----
2606-8-6	3/4-16	3/8	----
2606-8-8	3/4-16	1/2	----
2606-10-8	7/8-14	1/2	----
2606-12-8	1-1/16-12	1/2	----
2606-12-12	1-1/16-12	3/4	----
2606-14-12	1-3/16-12	3/4	----
2606-16-16	1-5/16-12	1	----
2606-20-20	1-5/8-12	1-1/4	----
2606-24-24	1-7/8-12	1-1/2	----
2606-32-32	2-1/2-12	2	----

## SHAPES STEEL 37° JIC FLARE

### JIC UNION CROSS



Part #	JIC Thread Size 1&2	JIC Thread Size 3 & 4	
2650-4	7/16-20	7/16-20	----
2650-5	1/2-20	1/2-20	----
2650-6	9/16-18	9/16-18	----
2650-8	3/4-16	3/4-16	----
2650-10	7/8-14	7/8-14	----
2650-12	1-1/16-12	1-1/16-12	----
2650-16	1-5/16-12	1-5/16-12	----
2650-20	1-5/8-12	1-5/8-12	----
2650-24	1-7/8-12	1-7/8-12	----

More sizes available

### JIC TO PIPE RUN TEE



2611  
203103R

Part #	JIC Thread Size 1	Pipe Thread Size 2 & 3	
2611-6-6-6	9/16-18	3/8	----
2611-8-6-6	3/4-16	3/8	----
2611-8-8-8	3/4-16	1/2	----
2611-12-12-12	1-1/16-12	3/4	----
2611-16-16-16	1-5/16-12	1	----
2611-20-20-20	1-5/8-12	1-1/4	----

More sizes available

## STEEL BULKHEAD FITTINGS

### BULKHEAD LOCK NUT

SAE 070118  
MS 51860



1306  
894  
210212  
WLN  
1332  
C5624

Part #	Thread Size	
0306-4	7/16-20	----
0306-5	1/2-20	----
0306-6	9/16-18	----
0306-8	3/4-16	----
0306-10	7/8-14	----
0306-12	1-1/16-12	----
0306-14	1-3/16-12	----
0306-16	1-5/16-12	----
0306-20	1-5/8-12	----
0306-24	1-7/8-12	----
0306-32	2-1/2-12	----

## HYDRAULIC ADAPTERS

### JIC BULKHEAD UNION

SAE 070601  
MS 51520



2700  
2041R  
WTX  
1260  
C5325

Part #	JIC Thread Size 1	JIC Thread Size 2	
2700-4-4	7/16-20	7/16-20	----
2700-5-5	1/2-20	1/2-20	----
2700-6-6	9/16-18	9/16-18	----
2700-8	3/4-16	3/4-16	----
2700-10	7/8-14	7/8-14	----
2700-12	1-1/16-12	1-1/16-12	----
2700-14	1-3/16-12	1-3/16-12	----
2700-16	1-5/16-12	1-5/16-12	----
2700-20	1-5/8-12	1-5/8-12	----
2700-24	1-7/8-12	1-7/8-12	----
2700-32	2-1/2-12	2-1/2-12	----

### JIC BULKHEAD UNION ELBOW

SAE 070701  
MS 51507



2701  
2043R  
WETX  
1262  
C5525

Part #	JIC Thread Size 1	JIC Bulkhead Thread 2	
2701-4	7/16-20	7/16-20	----
2701-5	1/2-20	1/2-20	----
2701-6	9/16-18	9/16-18	----
2701-8	3/4-16	3/4-16	----
2701-10	7/8-14	7/8-14	----
2701-12	1-1/16-12	1-1/16-12	----
2701-14	1-3/16-12	1-3/16-12	----
2701-16	1-5/16-12	1-5/16-12	----
2701-20	1-5/8-12	1-5/8-12	----
2701-24	1-7/8-12	1-7/8-12	----

# HYDRAULIC ADAPTERS

# BULKHEAD FITTINGS STEEL 37° JIC FLARE

## JIC BULKHEAD UNION 45° ELBOW

SAE 070801  
MS 51509



2702  
2042  
WNTX  
1261  
C5375

Part #	JIC Thread Size 1	JIC Thread Size 2	
2702-4	7/16-20	7/16-20	----
2702-5	1/2-20	1/2-20	----
2702-6	9/16-18	9/16-18	----
2702-8	3/4-16	3/4-16	----
2702-10	7/8-14	7/8-14	----
2702-12	1-1/16-12	1-1/16-12	----
2702-16	1-5/16-12	1-5/16-12	----
2702-20	1-5/8-12	1-5/8-12	----
2702-24	1-7/8-12	1-7/8-12	----

*Also available in Stainless Steel*

## JIC BULKHEAD BRANCH TEE

SAE 070959  
MS 51515




2703  
203002  
WJT  
1283  
C5725

Part #	JIC Thread Size 1&2	JIC Thread Size 3	
2703-4	7/16-20	7/16-20	----
2703-5	1/2-20	1/2-20	----
2703-6	9/16-18	9/16-18	----
2703-8	3/4-16	3/4-16	----
2703-10	7/8-14	7/8-14	----
2703-12	1-1/16-12	1-1/16-12	----
2703-16	1-5/16-12	1-5/16-12	----
2703-20	1-5/8-12	1-5/8-12	----
2703-24	1-7/8-12	1-7/8-12	----

*Also available in Stainless Steel*

## JIC BULKHEAD RUN TEE

SAE 070958  
MS 51516



2704  
203008  
WJTT  
1284  
C5726

Part #	JIC Thread Size 1&3	JIC Thread Size 2	
2704-4	7/16-20	7/16-20	----
2704-6	9/16-18	9/16-18	----
2704-8	3/4-16	3/4-16	----
2704-10	7/8-14	7/8-14	----
2704-12	1-1/16-12	1-1/16-12	----
2704-16	1-5/16-12	1-5/16-12	----

*More sizes available  
Also available in Stainless Steel*

## JIC TO FEMALE PIPE BULKHEAD



2705  
2239  
WGTX  
C5275

Part #	JIC Thread	Female Pipe Size 2	
2705-4-2	7/16-20	1/8	----
2705-4-4	7/16-20	1/4	----
2705-5-2	1/2-20	1/8	----
2705-6-4	9/16-18	1/4	----
2705-6-6	9/16-18	3/8	----
2705-8-6	3/4-16	3/8	----
2705-8-8	3/4-16	1/2	----
2705-10-8	7/8-14	1/2	----
2705-12-12	1-1/16-12	3/4	----
2705-14-12	1-3/16-12	3/4	----
2705-16-16	1-5/16-12	1	----
2705-20-20	1-5/8-12	1-1/4	----
2705-24-24	1-7/8-12	1-1/2	----
2705-32-32	2-1/2-12	2	----

*Also available in Stainless Steel*

## JIC TO MALE PIPE BULKHEAD



2706  
2240

Part #	JIC Thread Size 1	Pipe Thread Size 2	
2706-4-2	7/16-20	1/8	----
2706-4-4	7/16-20	1/4	----
2706-6-4	9/16-18	1/4	----
2706-6-6	9/16-18	3/8	----
2706-8-6	3/4-16	3/8	----
2706-8-8	3/4-16	1/2	----
2706-10-8	7/8-14	1/2	----
2706-12-12	1-1/16-12	3/4	----
2706-16-16	1-5/16-12	1	----
2706-20-20	1-5/8-12	1-1/4	----
2706-24-24	1-7/8-12	1-1/2	----
2706-32-32	2-1/2-12	2	----

**STEEL PIPE ADAPTERS**

**CONFORMANCE**

- SAE J514 for hex nipples, expanders, elbows, tees and crosses.
- SAE J514, J530 and J531 for bushings and plugs.
- Temperature Range: -65°F to +400°F

**MATERIALS**

- Steel- SAE 12L14 carbon steel trivalent chrome plated or bright silver finish.

**STYLES**

- Barstock
- Forged
- Chamfered - male ends have an internal 30-degree chamfer to mate with NPSM female swivel union connections. Many pipe fittings do not have this chamfer, as it is not required per SAE J514 standard.

**Caution: Although most pipe fittings have sufficient structural integrity to support the weight of many components, consult our technical support department for guidance in selection of parts for this purpose**

**WORKING PRESSURES**

The following table lists the recommended working pressures for steel NPTF hydraulic pipe fittings manufactured in accordance with SAE standard J514. Many factors such as number of threads engaged, impulsing, vibration, mechanical shock, removal and reassembly, thermal expansion and contraction may affect the integrity of the fitting or fitting connection. For these reasons, the recommended working pressures are actually lower than the capacity of the fittings. SAE recommends sufficient testing to be conducted to assure that performance levels will be safe and satisfactory, especially if installed in systems operating at elevated pressures or in severe conditions.

**SAE J514 NPTF PIPE WORKING PRESSURES**

Dash Size	NPTF Thread Size	4 TO 1 Minimum Burst PSI
-1	1/16-27	5000
-2	1/8-27	5000
-4	1/4-18	5000
-6	3/8-18	4000
-8	1/2-14	3000
-12	3/4-14	2500
-16	1-11 1/2	2000
-20	1-1/4-11-1/2	1150
-24	1-1/2-11-1/2	1000
-32	2-11-1/2	750

**NPTF DRY SEAL PIPE ASSEMBLY INSTRUCTIONS**

- Step 1.** Inspect port and fitting to ensure that both are free of contaminants and excessive burrs and nicks.
- Step 2.** Apply a stripe of an anaerobic liquid pipe sealant around the male threads leaving the first two threads uncovered. If no liquid sealant is available, wrap Teflon tape 1 1/2 to 2 turns in a clockwise direction, viewed from the pipe end, leaving the first two threads uncovered. **Caution: Teflon tape and some pipe sealants are destructive to hydraulic components. Always use extreme caution and follow manufacturers recommendations for proper application of any sealant in order to prevent contamination**
- Step 3.** Screw finger tight into the port.
- Step 4.** Wrench tighten the fitting to the correct turns past finger tight position. (See following table) When installing elbows or tees, consider final orientation position as to not exceed the recommended TPFT
- Caution: Never back off an installed pipe fitting to achieve proper alignment. Loosening installed pipe fittings will corrupt the seal and contribute to leakage and failure.**

Torque installation of pipe fittings is not a recommended practice. Thread taper and quality, different port and fitting materials, plating thickness and types, varying threads sealants, orientation, and other factors reduce the reliability of a torqued connection. If torque installation is required, refer to the following table for suggested torque values.

Dash Size	NPTF Thread Size	Turns Past Finger Tight
-1	1/16-27	2.0 - 3.0
-2	1/8-27	2.0 - 3.0
-4	1/4-18	2.0 - 3.0
-6	3/8-18	2.0 - 3.0
-8	1/2-14	2.0 - 3.0
-12	3/4-14	2.0 - 3.0
-16	1-11 1/2	1.5 - 2.5
-20	1-1/4-11-1/2	1.5 - 2.5
-24	1-1/2-11-1/2	1.5 - 2.5
-32	2-11-1/2	1.5 - 2.5

Dash Size	NPTF Thread Size	Torque Foot/LBS
-2	1/8-27	12
-4	1/4-18	25
-6	3/8-18	40
-8	1/2-14	54
-12	3/4-14	78
-16	1-11-1/2	112
-20	1-1/4-11-1/2	154
-24	1-1/2-11-1/2	211
-32	2-11-1/2	300

See STRAIGHT THREAD O-RING FITTING SECTION for assembly instructions and torque values for

## PIPE COUPLING

SAE 140138



5000  
2096  
GG  
1273  
C3309

Part #	Female Pipe 1	Female Pipe 2	
5000-2	1/8	1/8	----
5000-4-2	1/4	1/8	----
5000-4	1/4	1/4	----
5000-6-2	3/8	1/8	----
5000-6-4	3/8	1/4	----
5000-6-6	3/8	3/8	----
5000-8-4	1/2	1/4	----
5000-8-6	1/2	3/8	----
5000-8	1/2	1/2	----
5000-12-6	3/4	3/8	----
5000-12-8	3/4	1/2	----
5000-12-12	3/4	3/4	----
5000-16-8	1	1/2	----
5000-16-12	1	3/4	----
5000-16	1	1	----
5000-20-12	1-1/4	3/4	----
5000-20-16	1-1/4	1	----
5000-20-20	1-1/4	1-1/4	----
5000-24	1-1/2	1-1/2	----
5000-32	2	2	----

## CLOSE NIPPLE



3,000 PSI

Part #	Male Pipe 1&2	Length (Inches)	
5400CL-2	1/8	3/4	----
5400CL-4	1/4	7/8	----
5400CL-6	3/8	1	----
5400CL-8	1/2	1-1/8	----
5400CL-12	3/4	1-3/8	----
5400CL-16	1	1-1/2	----
5400CL-20	1-1/4	1-5/8	----

## LONG PIPE NIPPLE



3,000 PSI

Part #	Male Pipe 1 & 2	Length (Inches)	
5400-2-1.5	1/8	1-1/2	----
5400-2-2	1/8	2	----
5400-2-2.5	1/8	2-1/2	----
5400-2-3	1/8	3	----
5400-4-2	1/4	2	----
5400-4-2.5	1/4	2-1/2	----
5400-4-3	1/4	3	----
5400-4-4	1/4	4	----
5400-4-6	1/4	6	----
5400-6-2	3/8	2	----
5400-6-2.5	3/8	2-1/2	----
5400-6-3	3/8	3	----
5400-6-4	3/8	4	----

Give me golf clubs, fresh air and a beautiful partner, and you can keep the clubs and the fresh air.

- Jack Benny

There is no similarity between golf and putting; they are two different games, one played in the air, and the other on the ground..

- Ben Hogan

Professional golf is the only sport where, if you win 20% of the time, you're the best

- Jack Nicklaus

# STEEL PIPE FITTINGS

# HYDRAULIC ADAPTERS

## STEEL PIPE FITTINGS

### HEX PIPE NIPPLE

SAE 140137



5404  
2083  
FF  
1252  
C3069

Part #	Male Pipe 1	Male Pipe 2	
5404-2	1/8	1/8	----
5404-4-2	1/4	1/8	----
5404-4	1/4	1/4	----
5404-6-2	3/8	1/8	----
5404-6-4	3/8	1/4	----
5404-6	3/8	3/8	----
5404-8-4	1/2	1/4	----
5404-8-6	1/2	3/8	----
5404-8	1/2	1/2	----
5404-12-6	3/4	3/8	----
5404-12-8	3/4	1/2	----
5404-12	3/4	3/4	----
5404-16-6	1	3/8	----
5404-16-8	1	1/2	----
5404-16-12	1	3/4	----
5404-16	1	1	----
5404-20-8	1-1/4	1/2	----
5404-20-12	1-1/4	3/4	----
5404-20-16	1-1/4	1	----
5404-20	1-1/4	1-1/4	----
5404-24-12	1-1/2	3/4	----
5404-24-16	1-1/2	1	----
5404-24-20	1-1/2	1-1/4	----
5404-24	1-1/2	1-1/2	----
5404-32-20	2	1-1/4	----
5404-32-24	2	1-1/2	----
5404-32	2	2	----

*More sizes & lengths available  
Also available in Stainless Steel*

What we think, or what we know, or what we believe is, in the end, of little consequence. The only consequence is what we do.

**- John Ruskin**

## EXPANDING PIPE ADAPTER

SAE 140139



5405  
2040  
FG-(R)  
1274  
C3209(R)

Part #	Male Pipe 1	Female Pipe 2	
5405-1-2	1/16	1/8	----
5405-2-2	1/8	1/8	----
5405-2-4	1/8	1/4	----
5405-2-6	1/8	3/8	----
5405-2-8	1/8	1/2	----
5405-4-4	1/4	1/4	----
5405-4-6	1/4	3/8	----
5405-4-8	1/4	1/2	----
5405-4-12	1/4	3/4	----
5405-6-6	3/8	3/8	----
5405-6-8	3/8	1/2	----
5405-6-12	3/8	3/4	----
5405-8-8	1/2	1/2	----
5405-8-12	1/2	3/4	----
5405-8-16	1/2	1	----
5405-12-12	3/4	3/4	----
5405-12-16	3/4	1	----
5405-12-20	3/4	1-1/4	----
5405-16-16	1	1	----
5405-16-20	1	1-1/4	----
5405-16-24	1	1-1/2	----
5405-20-20	1-1/4	1-1/4	----
5405-20-24	1-1/4	1-1/2	----
5405-24-24	1-1/2	1-1/2	----
5405-24-32	1-1/2	2	----

*Also available in Stainless Steel  
More sizes available*

I always wanted to be somebody, but now I realize I should have been more specific.

**- Lily Tomlin**

# HYDRAULIC ADAPTERS

## HEX REDUCER BUSHING



5406  
2081  
PTR  
1250  
C3109

Part #	Male Pipe	Female Pipe	
5406-4-2	1/4	1/8	----
5406-6-2	3/8	1/8	----
5406-6-4	3/8	1/4	----
5406-8-2	1/2	1/8	----
5406-8-4	1/2	1/4	----
5406-8-6	1/2	3/8	----
5406-12-2	3/4	1/8	----
5406-12-4	3/4	1/4	----
5406-12-6	3/4	3/8	----
5406-12-8	3/4	1/2	----
5406-16-4	1	1/4	----
5406-16-6	1	3/8	----
5406-16-8	1	1/2	----
5406-16-12	1	3/4	----
5406-20-4	1-1/4	1/4	----
5406-20-6	1-1/4	3/8	----
5406-20-8	1-1/4	1/2	----
5406-20-12	1-1/4	3/4	----
5406-20-16	1-1/4	1	----
5406-24-6	1-1/2	3/8	----
5406-24-8	1-1/2	1/2	----
5406-24-12	1-1/2	3/4	----
5406-24-16	1-1/2	1	----
5406-24-20	1-1/2	1-1/4	----
5406-32-8	2	1/2	----
5406-32-12	2	3/4	----
5406-32-16	2	1	----
5406-32-20	2	1-1/4	----
5406-32-24	2	1-1/2	----
5406-40-32	2-1/2	2	----
5406-48-32	3	2	----

*Some sizes available in Stainless Steel  
Also available in short pattern*

SAE 130109E

## HEX HEAD PLUG



5406P  
2082  
HP  
1251  
C3154

Part #	Male Pipe	
5406-P-2	1/8	----
5406-P-4	1/4	----
5406-P-6	3/8	----
5406-P-8	1/2	----
5406-P-12	3/4	----
5406-P-16	1	----
5406-P-20	1-1/4	----
5406-P-24	1-1/2	----
5406-P-32	2	----

*Also available in Stainless Steel*

# STEEL PIPE FITTINGS

## HOLLOW HEX PLUG

SAE 130109



Part #	Male Pipe	
5406-HHP-1	1/16	----
5406-HHP-2	1/8	----
5406-HHP-4	1/4	----
5406-HHP-6	3/8	----
5406-HHP-8	1/2	----
5406-HHP-12	3/4	----
5406-HHP-16	1	----
5406-HHP-20	1-1/4	----
5406-HHP-24	1-1/2	----
5406-HHP-32	2	----

## FLUSH HOLLOW HEX PLUG W/ 7/8 TAPER



Part #	Male Pipe	
5406-FLP-1	1/16	----
5406-FLP-2	1/8	----
5406-FLP-4	1/4	----
5406-FLP-6	3/8	----
5406-FLP-8	1/2	----
5406-FLP-12	3/4	----

## SQUARE HEAD PLUG

SAE 130109A



Part #	Male Pipe	
5406-SHP-2	1/8	----
5406-SHP-4	1/4	----
5406-SHP-6	3/8	----
5406-SHP-8	1/2	----
5406-SHP-12	3/4	----
5406-SHP-16	1	----
5406-SHP-20	1-1/4	----
5406-SHP-24	1-1/2	----
5406-SHP-32	2	----



# STEEL PIPE FITTINGS

# HYDRAULIC ADAPTERS

## PIPE CAP



Part #	Female Pipe	
5406-C-2	1/8	----
5406-C-4	1/4	----
5406-C-6	3/8	----
5406-C-8	1/2	----
5406-C-12	3/4	----
5406-C-16	1	----

*Also available in Stainless Steel*

## MALE ELBOW

SAE 140237



5500  
2085  
CR  
1275  
C3529

Part #	Male Pipe 1	Male Pipe 2	
5500-2	1/8	1/8	----
5500-4-2	1/4	1/8	----
5500-4	1/4	1/4	----
5500-6-4	3/8	1/4	----
5500-6	3/8	3/8	----
5500-8-4	1/2	1/4	----
5500-8-6	1/2	3/8	----
5500-8	1/2	1/2	----
5500-12-6	3/4	3/8	----
5500-12-8	3/4	1/2	----
5500-12-12	3/4	3/4	----
5500-16-12	1	3/4	----
5500-16	1	1	----
5500-20-16	1-1/4	1	----
5500-20-20	1-1/4	1-1/4	----
5500-24	1-1/2	1-1/2	----
5500-32	2	2	----

*Also available in Stainless Steel  
More sizes available*

## MALE ELBOW SWIVEL



• swivels for installation purpose only

Part #	Male Pipe 1	Male Pipe 2	
5700-S-4-4	1/4	1/4	----
5700-S-6-6	3/8	3/8	----
5700-S-8-8	1/2	1/2	----
5700-S-12-12	3/4	3/4	----

## 45° MALE ELBOW

5501  
2247



Part #	Male Pipe 1	Male Pipe 2	
5501-2-2	1/8	1/8	----
5501-4-4	1/4	1/4	----
5501-6-6	3/8	3/8	----
5501-8	1/2	1/2	----
5501-12-12	3/4	3/4	----
5501-16-16	1	1	----
5501-20-20	1-1/4	1-1/4	----
5501-24-24	1-1/2	1-1/2	----

## 90° STREET ELBOW

SAE 140239



5502  
2089  
CD  
1234R  
C3409

Part #	Male Pipe 1	Female Pipe 2	
5502-2	1/8	1/8	----
5502-2-4-4	1/8	1/4	----
5502-2-6	1/8	3/8	----
5502-4-2	1/4	1/8	----
5502-4	1/4	1/4	----
5502-4-6	1/4	3/8	----
5502-4-8-8	1/4	1/2	----
5502-6-2	3/8	1/8	----
5502-6-4	3/8	1/4	----
5502-6	3/8	3/8	----
5502-6-8	3/8	1/2	----
5502-8-4	1/2	1/4	----
5502-8-6	1/2	3/8	----
5502-8-8	1/2	1/2	----
5502-8-12	1/2	3/4	----
5502-12-8	3/4	1/2	----
5502-12	3/4	3/4	----
5502-12-16	3/4	1	----
5502-16-12	1	3/4	----
5502-16-16	1	1	----
5502-16-20	1	1-1/4	----
5502-20-16	1-1/4	1	----
5502-20	1-1/4	1-1/4	----
5502-24	1-1/2	1-1/2	----
5502-32	2	2	----

*Also available in Stainless Steel  
More sizes available*



# HYDRAULIC ADAPTERS

# STEEL PIPE FITTINGS

## STREET ELBOW SWIVEL



•Swivels for installation only

Part #	Male Pipe 1	Female Pipe 2	
5702-4-4	1/4	1/4	----
5702-6-6	3/8	3/8	----
5702-8-8	1/2	1/2	----
5702-12-12	3/4	3/4	----

## SHORT BODY STREET ELBOW



Part #	Male Pipe 1	Female Pipe 2	
5502-X-4	1/4	1/4	----
5502-X-6	3/8	3/8	----
5502-X-8	1/2	1/2	----

## 45° STREET ELBOW

SAE 140339



5503  
CD45  
1244

Part #	Male Pipe 1	Female Pipe 2	
5503-2	1/8	1/8	----
5503-4	1/4	1/4	----
5503-6	3/8	3/8	----
5503-8	1/2	1/2	----
5503-12-12	3/4	3/4	----
5503-16	1	1	----
5503-20	1-1/4	1-1/4	----
5503-24	1-1/2	1-1/2	----
5503-32	2	2	----

*More sizes available  
Also available in Stainless Steel*

## FEMALE ELBOW

SAE 140238



5504  
2087  
DD  
1245  
C3509

Part #	Female Pipe 1	Female Pipe 2	
5504-2	1/8	1/8	----
5504-4-2	1/4	1/8	----
5504-4	1/4	1/4	----
5504-6-4	3/8	1/4	----
5504-6	3/8	3/8	----
5504-8-4	1/2	1/4	----
5504-8-6	1/2	3/8	----
5504-8	1/2	1/2	----
5504-12-6	3/4	3/8	----
5504-12-8	3/4	1/2	----
5504-12	3/4	3/4	----
5504-16-12	1	3/4	----
5504-16	1	1	----
5504-20-16	1-1/4	1	----
5504-20	1-1/4	1-1/4	----
5504-24	1-1/2	1-1/2	----
5504-32	2	2	----

*More sizes available  
Also available in Stainless Steel*

## 45° FEMALE ELBOW

SAE 140338



5505  
DD45  
1241  
C3559

Part #	Female Pipe 1	Female Pipe 2	
5505-2	1/8	1/8	----
5505-4	1/4	1/4	----
5505-6	3/8	3/8	----
5505-8	1/2	1/2	----
5505-12	3/4	3/4	----
5505-16	1	1	----
5505-20	1-1/4	1-1/4	----

*More sizes available*

# STEEL PIPE FITTINGS

# HYDRAULIC ADAPTERS

## MALE PIPE TEE

SAE 140437



5600  
2257  
RRS

Part #	Male Pipe 1 & 2	Male Pipe 3	
5600-2-2	1/8	1/8	----
5600-4-4	1/4	1/4	----
5600-6-6	3/8	3/8	----
5600-8-8	1/2	1/2	----
5600-12	3/4	3/4	----
5600-16	1	1	----
5600-20	1-1/4	1-1/4	----

Also available in Stainless Steel

## FEMALE BRANCH PIPE TEE

SAE 140427



5601  
2256

Part #	Male Pipe 1 & 2	Female Pipe 3	
5601-2-2	1/8	1/8	----
5601-4-4	1/4	1/4	----
5601-6-6	3/8	3/8	----
5601-8	1/2	1/2	----
5601-12	3/4	3/4	----
5601-16	1	1	----
5601-20	1-1/4	1-1/4	----
5601-24	1-1/2	1-1/2	----

Some sizes available in Stainless Steel

## STREET PIPE TEE

SAE 140424




5602  
2092  
MRO  
1276  
C3759

Part #	Male Pipe 1	Female Pipe 2 & 3	
5602-2-2	1/8	1/8	----
5602-4-4	1/4	1/4	----
5602-6-6	3/8	3/8	----
5602-8-8	1/2	1/2	----
5602-12	3/4	3/4	----
5602-16	1	1	----
5602-20	1-1/4	1-1/4	----
5602-24	1-1/2	1-1/2	----
5602-32	2	2	----

Also available in Stainless Steel

## FEMALE RUN PIPE TEE

SAE 1404276



5603  
2093  
MMO  
1277

Part #	Male Pipe 1 & 3	Female Pipe 2	
5603-2-2	1/8	1/8	----
5603-4-4	1/4	1/4	----
5603-6-6	3/8	3/8	----
5603-8-8	1/2	1/2	----
5603-12	3/4	3/4	----
5603-16	1	1	----
5603-20	1-1/4	1-1/4	----
5603-24	1-1/2	1-1/2	----
5603-32	2	2	----

Some sizes available in Stainless Steel

## MALE BRANCH PIPE TEE



5604  
2091  
KMMOO  
1278  
C3609

Part #	Female Pipe 1 & 2	Male Pipe 3	
5604-2-2	1/8	1/8	----
5604-4-4	1/4	1/4	----
5604-6-6	3/8	3/8	----
5604-8-8	1/2	1/2	----
5604-12	3/4	3/4	----
5604-16	1	1	----
5604-20	1-1/4	1-1/4	----
5604-24	1-1/2	1-1/2	----
5604-32	2	2	----

Some sizes available in Stainless Steel

## FEMALE PIPE TEE

SAE 140438



5605  
2090  
1225  
C3709

Part #	Female Pipe	
5605-2-2	1/8	----
5605-4-4	1/4	----
5605-6-6	3/8	----
5605-8	1/2	----
5605-12	3/4	----
5605-16	1	----
5605-20	1-1/4	----
5605-24	1-1/2	----
5605-32	2	----

More sizes available  
All sizes available in Stainless Steel

SAE 140538

**FEMALE CROSS**




5652  
2080  
1279  
C3959

Part #	Female Pipe 1,2,3 & 4	
5652-2	1/8	----
5652-4	1/4	----
5652-6	3/8	----
5652-8	1/2	----
5652-12	3/4	----
5652-16	1	----
5652-20	1-1/4	----
5652-24	1-1/2	----
5652-32	2	----

*Also available in Stainless Steel*

**MALE BRANCH CROSS**



5655  
208007

Part #	Pipe Size 1, 2, 3 & 4	
5655-4-4-4-4	1/4	----
5655-6-6-6-6	3/8	----
5655-8-8-8-8	1/2	----
5655-12-12-12-12	3/4	----

The uglier a man's legs are, the better he plays golf. It's almost a law.

- H G Wells

I never pray on a golf course. Actually, the Lord answers my prayers everywhere except on the course.

- Billy Graham

If you watch a game, it's fun. If you play at it, it's recreation. If you work at it, it's golf.

- Bob Hope

While playing golf today I hit two good balls. I stepped on a rake.

- Henny Youngman

If you think it's hard to meet new people, try picking up the wrong golf ball.

- Jack Lemmon

You can make a lot of money in this game. Just ask my ex-wives. Both of them are so rich that neither of their husbands work.

- Lee Trevino

I'm not saying my golf game went bad, but if I grew tomatoes, they'd come up sliced.

- Lee Trevino

**STEEL STRAIGHT THREAD O-RING ADAPTERS**

Straights Pg. 283-285  
 Shapes Pg. 285-290  
 Bulkheads Pg. 290-291  
 Female Swivels Pg. 304-306  
 O-Ring Fittings Pg. 307-312

**CONFORMANCE**

- SAE J514
- SAE J1926/1, SAE J1926/3
- ISO 11926-1, ISO 11926-3

**MATERIALS**

- Steel- SAE 12L14 Carbon steel trivalent chrome plated or bright silver finish.

**WORKING PRESSURES**

The following table lists the recommended working pressures for steel O-ring Straight Thread Fittings made in accordance with SAE standard J514. Many factors such as surging, vibration, mechanical shock and over tightening may affect the integrity of the fitting connections. SAE recommends sufficient testing be conducted to assure that performance levels will be safe and satisfactory, especially if installed in systems operating at elevated pressures or in severe conditions. When using the fittings with different size or thread type, use the lower pressure rating of the two threads.

**Caution: Although most O-ring Straight Thread Fittings have sufficient structural integrity to support the weight of many components, consult with our technical support department for guidance in selection of parts for this purpose.**

**SAE J514 O-RING STRAIGHT THREAD FITTING PRESSURE RATINGS FOR STRAIGHT AND ADJUSTABLE THREAD PORT STUDS**

Dash Size	Straight Thread	4 to 1 Minimum Burst PSI Straight O-ring	4 to 1 Minimum Burst PSI Adjustable O-ring
-2	5/16-24	5000	5000
-3	3/8-24	5000	5000
-4	7/16-20	5000	4500
-5	1/2-20	5000	4000
-6	9/16-16	5000	4000
-8	3/4-16	4500	4000
-10	7/8-14	3500	3000
-12	1-1/16-12	3500	3000
-14	1-3/16-12	3000	2500
-16	1-5/16-12	3000	2500
-20	1-5/8-12	2500	2000
-24	1-7/8-12	2000	1500
-32	2-1/2-12	1500	1125

**STEEL STRAIGHT THREAD O-RING RECOMMENDED ASSEMBLY INSTRUCTIONS**

**NON-ADJUSTABLE STUD**

- Step 1.** Inspect port area to be free of any contaminant.
- Step 2.** Lubricate o-ring and threads on fitting.
- Step 3.** Turn fitting into port finger tight, then torque to the value shown in the following tables.

**J514 & J1926/3 TORQUE VALUES**

Dash Size	Straight Thread	Straight Stud Torque	Adjustable Stud Torque
-2	5/16-24	6	6
-3	3/8-24	6	6
-4	7/16-20	9	8
-5	1/2-20	14	9
-6	9/16-18	18	12
-8	3/4-16	27	20
-10	7/8-14	36	30
-12	1-1/16-12	65	44
-14	1-3/16-12	75	53
-16	1-5/16-12	85	59
-20	1-5/8-12	115	75
-24	1-7/8-12	125	105
-32	2-1/2-12	290	225

**ADJUSTABLE STUD**

- Step 1.** Follow steps 1 and 2 from the foregoing instructions, then proceed to the following steps below.
- Step 2.** Looking at fitting from end with nut/washer/O-ring assembly, turn nut clockwise as far as possible.
- Step 3.** Using wrench pad, turn fitting into port until the washer touches the port spot face. Continue turning fitting until washer touches the thread nearest wrench pad.
- Step 4.** Back off fitting counterclockwise not exceeding one revolution until it is orientated in the correct position.
- Step 5.** Place wrench on the wrench pad of fitting to prevent fitting from turning, and torque nut to the value shown in the following table.

**J1453 & J1926/2 TORQUE VALUES**

Dash Size	Straight Thread	Straight Stud Torque	Adjustable Stud Torque
-2	5/16-24	NA	NA
-3	3/8-24	NA	NA
-4	7/16-20	14	11
-5	1/2-20	18	14
-6	9/16-18	24	18
-8	3/4-16	40	28
-10	7/8-14	55	44
-12	1-1/16-12	95	65
-14	1-3/16-12	105	75
-16	1-5/16-12	120	85
-20	1-5/8-12	160	115
-24	1-7/8-12	175	125

**WHY WET TORQUE?**

Due to the difference in plating types and thickness, materials, and thread quality of different components, the coefficient of friction varies greatly on any given assembly. Lubrication not only produces a more consistent coefficient of friction, it increases clamping force on sealing area with less torque on the threads. Overtightening causes threads to yield, deform and lose their ability to maintain an adequate load or clamping force on the seating area. Extended operation and severe conditions cause further yielding which results in leaks. Overtightening is the single greatest cause for leaks in metal to metal seat hydraulic connections. It is our firm position, that to not wet torque, is to compromise consistency and quality for convenience.

# HYDRAULIC ADAPTERS

## JIC TO O-RING CONNECTOR

SAE 070120  
MS 51525



6400  
202702R  
F50X  
1231  
C5315

Part #	JIC Thread Size 1	O-Ring Thread 2	
6400-2	5/16-24	5/16-24	----
6400-3	3/8-24	3/8-24	----
6400-4	7/16-20	7/16-20	----
6400-4-3	7/16-20	3/8-24	----
6400-4-5	7/16-20	1/2-20	----
6400-4-6	7/16-20	9/16-18	----
6400-4-8	7/16-20	3/4-16	----
6400-4-10	7/16-20	7/8-14	----
6400-5	1/2-20	1/2-20	----
6400-5-4	1/2-20	7/16-20	----
6400-5-6	1/2-20	9/16-18	----
6400-6	9/16-18	9/16-18	----
6400-6-4	9/16-18	7/16-20	----
6400-6-5	9/16-18	1/2-20	----
6400-6-8	9/16-18	3/4-16	----
6400-6-10	9/16-18	7/8-14	----
6400-6-12	9/16-18	1-1/16-12	----
6400-6-16	9/16-18	1-5/16-12	----
6400-8	3/4-16	3/4-16	----
6400-8-4	3/4-16	7/16-20	----
6400-8-6	3/4-16	9/16-18	----
6400-8-10	3/4-16	7/8-14	----
6400-8-12	3/4-16	1-1/16-12	----
6400-8-16	3/4-16	1-5/16-12	----
6400-10	7/8-14	7/8-14	----
6400-10-6	7/8-14	9/16-18	----
6400-10-8	7/8-14	3/4-16	----
6400-10-12	7/8-14	1-1/16-12	----
6400-10-16	7/8-14	1-5/16-12	----
6400-12	1-1/16-12	1-1/16-12	----
6400-12-8	1-1/16-12	3/4-16	----
6400-12-10	1-1/16-12	7/8-14	----
6400-12-14	1-1/16-12	1-3/16-12	----
6400-12-16	1-1/16-12	1-5/16-12	----
6400-12-20	1-1/16-12	1-5/8-12	----
6400-14	1-3/16-12	1-3/16-12	----
6400-14-12	1-3/16-12	1-1/16-12	----
6400-14-16	1-3/16-12	1-5/16-12	----
6400-16	1-5/16-12	1-5/16-12	----
6400-16-10	1-5/16-12	7/8-14	----
6400-16-12	1-5/16-12	1-1/16-12	----
6400-16-14	1-5/16-12	1-3/16-12	----
6400-16-20	1-5/16-12	1-5/8-12	----
6400-16-24	1-5/16-12	1-7/8-12	----
6400-20	1-5/8-12	1-5/8-12	----
6400-20-12	1-5/8-12	1-1/16-12	----
6400-20-16	1-5/8-12	1-5/16-12	----
6400-20-24	1-5/8-12	1-7/8-12	----
6400-24	1-7/8-12	1-7/8-12	----
6400-24-20	1-7/8-12	1-5/8-12	----
6400-24-32	1-7/8-12	2-1/2-12	----
6400-32	2-1/2-12	2-1/2-12	----
6400-32-24	2-1/2-12	1-7/8-12	----

Also available in Stainless Steel  
Also Available in restrictor

# STEEL O-RING ADAPTERS

## LONG JIC TO O-RING CONNECTOR



6400L  
202713R  
FF50X  
1231LO  
C5316

Part #	JIC Thread Size 1	O-Ring Thread 2	Length*	
6400-L-4	7/16-20	7/16-20	2.12"	----
6400-L-6	9/16-18	9/16-18	2.31"	----
6400-L-8	3/4-16	3/4-16	2.68"	----
6400-L-10	7/8-14	7/8-14	3.00"	----
6400-L-12	1-1/16-12	1-1/16-12	3.56"	----
6400-L-16	1-5/16-12	1-5/16-12	4.00"	----
6400-L-20	1-5/8-12	1-5/8-12	4.62"	----

\*Length= Overall length of fitting  
Also available in Stainless Steel

## O-RING TO PIPE ADAPTER



6401  
F5X  
1264R  
C3249

Part #	O-Ring Thread 1	Male Pipe Thread 2	
6401-4-2	7/16-20	1/8	----
6401-4-4	7/16-20	1/4	----
6401-5-2	1/2-20	1/8	----
6401-6-4	9/16-18	1/4	----
6401-6-6	9/16-18	3/8	----
6401-6-8	9/16-18	1/2	----
6401-8-6	3/4-16	3/8	----
6401-8-8	3/4-16	1/2	----
6401-8-12	3/4-16	3/4	----
6401-10-8	7/8-14	1/2	----
6401-12-8	1-1/16-12	1/2	----
6401-12-12	1-1/16-12	3/4	----
6401-16-16	1-5/16-12	1	----
6401-20-20	1-5/8-12	1-1/4	----
6401-24-24	1-7/8-12	1-1/2	----
6401-32-32	2-1/2-12	2	----

More sizes available  
Some sizes available in Stainless Steel

HYDRAULIC

# STEEL O-RING ADAPTERS

## O-RING TO 37° JIC SWIVEL ADAPTER



6402  
2266  
F65X  
1213  
9316

Part #	O-Ring Thread 1	JIC Thread Size 2	
6402-O-4-4	7/16-20	7/16-20	----
6402-O-5-5	1/2-20	1/2-20	----
6402-O-6-6	9/16-18	9/16-18	----
6402-O-6-8	9/16-18	3/4-16	----
6402-O-8-8	3/4-16	3/4-16	----
6402-O-8-6	3/4-16	9/16-18	----
6402-O-10-10	7/8-14	7/8-14	----
6402-O-12-12	1-1/16-12	1-1/16-12	----
6402-O-14-14	1-3/16-12	1-3/16-12	----
6402-O-16-16	1-5/16-12	1-5/16-12	----
6402-O-16-12	1-5/16-12	1-1/16-12	----
6402-O-20-20	1-5/8-12	1-5/8-12	----
6402-O-24-24	1-7/8-12	1-7/8-12	----

*Some sizes available in Stainless Steel  
More sizes available*

## O-RING HEX NIPPLE UNION



Part #	O-Ring Thread 1	O-Ring Thread 2	
6403-O-4	7/16-20	7/16-20	----
6403-O-6	9/16-18	9/16-18	----
6403-O-6-4	9/16-18	7/16-20	----
6403-O-8	3/4-16	3/4-16	----
6403-O-10	7/8-14	7/8-14	----
6403-O-10-8	7/8-14	3/4-16	----
6403-O-12	1-1/16-12	1-1/16-12	----
6403-O-12-8	1-1/16-12	3/4-16	----
6403-O-12-10	1-1/16-12	7/8-14	----
6403-O-16	1-5/16-12	1-5/16-12	----

*More sizes available*

# HYDRAULIC ADAPTERS

## ADJUSTABLE O-RING HEX NIPPLE

SAE 090109A



6403NWO  
2220  
F50HAO  
1286

Part #	O-Ring Thread 1	O-Ring Thread 2	
6403-AO-4	7/16-20	7/16-20	----
6403-AO-6	9/16-18	9/16-18	----
6403-AO-8	3/4-16	3/4-16	----
6403-AO-8-6	3/4-16	9/16-18	----
6403-AO-10	7/8-14	7/8-14	----
6403-AO-10-8	7/8-14	3/4-16	----
6403-AO-12	1-1/16-12	1-1/16-12	----
6403-AO-12-8	1-1/16-12	3/4-16	----
6403-AO-12-10	1-1/16-12	7/8-14	----
6403-AO-16	1-5/16-12	1-5/16-12	----
6403-AO-16-12	1-5/16-12	1-1/16-12	----
6403-AO-20	1-5/8-12	1-5/8-12	----
6403-AO-24	1-7/8-12	1-7/8-12	----
6403-AO-32	2-1/2-12	2-1/2-12	----

*Also available in Stainless Steel*

## FEMALE O-RING TO MALE PIPE ADAPTER



6404  
2246R  
FHGJ  
1267R  
C3239

Part #	O-Ring Thread 1	Male Pipe Thread 2	
6404-4-2	7/16-20	1/8	----
6404-4-4	7/16-20	1/4	----
6404-6-4	9/16-18	1/4	----
6404-6-6	9/16-18	3/8	----
6404-6-8	9/16-18	1/2	----
6404-8-4	3/4-16	1/4	----
6404-8-6	3/4-16	3/8	----
6404-8-8	3/4-16	1/2	----
6404-10-8	7/8-14	1/2	----
6404-10-12	7/8-14	3/4	----
6404-10-16	7/8-14	1	----
6404-12-12	1-1/16-12	3/4	----
6404-16-16	1-5/16-12	1	----
6404-20-20	1-5/8-12	1-1/4	----

*More sizes available*

# HYDRAULIC ADAPTERS

## O-RING TO FEMALE PIPE ADAPTER



6405  
2216R  
F50G  
1268R  
C3269

Part #	O-Ring Thread 1	Female Pipe Thread 2	
6405-O-2-2	5/16-24	1/8	----
6405-O-2-4	5/16-24	1/4	----
6405-O-3-2	3/8-24	1/8	----
6405-O-3-4	3/8-24	1/4	----
6405-O-4-2	7/16-20	1/8	----
6405-O-4-4	7/16-20	1/4	----
6405-O-5-2	1/2-20	1/8	----
6405-O-5-4	1/2-20	1/4	----
6405-O-6-2	9/16-18	1/8	----
6405-O-6-4	9/16-18	1/4	----
6405-O-6-6	9/16-18	3/8	----
6405-O-6-8	9/16-18	1/2	----
6405-O-6-12	9/16-18	3/4	----
6405-O-8-4	3/4-16	1/4	----
6405-O-8-6	3/4-16	3/8	----
6405-O-8-8	3/4-16	1/2	----
6405-O-8-12	3/4-16	3/4	----
6405-O-10-4	7/8-14	1/4	----
6405-O-10-6	7/8-14	3/8	----
6405-O-10-8	7/8-14	1/2	----
6405-O-10-12	7/8-14	3/4	----
6405-O-12-6	1-1/16-12	3/8	----
6405-O-12-8	1-1/16-12	1/2	----
6405-O-12-12	1-1/16-12	3/4	----
6405-O-12-16	1-1/16-12	1	----
6405-O-14-8	1-3/16-12	1/2	----
6405-O-14-12	1-3/16-12	3/4	----
6405-O-14-16	1-3/16-12	1	----
6405-O-16-6	1-5/16-12	3/8	----
6405-O-16-8	1-5/16-12	1/2	----
6405-O-16-12	1-5/16-12	3/4	----
6405-O-16-16	1-5/16-12	1	----
6405-O-16-20	1-5/16-12	1-1/4	----
6405-O-20-12	1-5/8-12	3/4	----
6405-O-20-20	1-5/8-12	1-1/4	----
6405-O-20-24	1-5/8-12	1-1/2	----
6405-O-24-16	1-7/8-12	1	----
6405-O-24-20	1-7/8-12	1-1/4	----
6405-O-24-24	1-7/8-12	1-1/2	----
6405-O-32-20	2-1/2-12	1-1/4	----
6405-O-32-24	2-1/2-12	1-1/2	----
6405-O-32-32	2-1/2-12	2	----

*Some sizes available in Stainless Steel  
More sizes available*

# STEEL O-RING ADAPTERS

## O-RING HEX HEAD PLUG

SAE 090109A



6408  
900598  
P50N  
1265  
7237

Part #	O-Ring Thread	
6408-O-2	5/16-24	----
6408-O-3	3/8-24	----
6408-O-4	7/16-20	----
6408-O-5	1/2-20	----
6408-O-6	9/16-18	----
6408-O-8	3/4-16	----
6408-O-10	7/8-14	----
6408-O-12	1-1/16-12	----
6408-O-14	1-3/16-20	----
6408-O-16	1-5/16-12	----
6408-O-20	1-5/8-12	----
6408-O-24	1-7/8-12	----
6408-O-32	2-1/2-12	----

*Also available in Stainless Steel*

## O-RING HOLLOW HEX HEAD PLUG

SAE 090109B



6408HHP  
FF2138  
HP50N  
1256  
7238

Part #	O-Ring Thread	
6408-H-O-2	5/16-24	----
6408-H-O-3	3/8-24	----
6408-H-O-4	7/16-20	----
6408-H-O-5	1/2-20	----
6408-H-O-6	9/16-18	----
6408-H-O-8	3/4-16	----
6408-H-O-10	7/8-14	----
6408-H-O-12	1-1/16-12	----
6408-H-O-14	1-3/16-20	----
6408-H-O-16	1-5/16-12	----
6408-H-O-20	1-5/8-12	----
6408-H-O-24	1-7/8-12	----
6408-H-O-32	2-1/2-12	----

*Also available in Stainless Steel*



# STEEL O-RING ADAPTERS/ SWIVELS

# HYDRAULIC ADAPTERS

## O-RING PORT REDUCER/EXPANDER



6410  
FF1010  
F50G5  
1270  
7033

Part #	O-Ring Thread 1	O-Ring Thread 2	
6410-O-2-4	5/16-24	7/16-20	----
6410-O-4-5	7/16-20	1/2-20	----
6410-O-4-6	7/16-20	9/16-18	----
6410-O-6-4	9/16-18	7/16-20	----
6410-O-6-8	9/16-18	3/4-16	----
6410-O-8-4	3/4-16	7/16-20	----
6410-O-8-6	3/4-16	9/16-18	----
6410-O-8-10	3/4-16	7/8-14	----
6410-O-8-12	3/4-16	1-1/16-12	----
6410-O-10-4	7/8-14	7/16-20	----
6410-O-10-6	7/8-14	9/16-18	----
6410-O-10-8	7/8-14	3/4-16	----
6410-O-10-12	7/8-14	1-1/16-12	----
6410-O-12-4	1-1/16-12	7/16-20	----
6410-O-12-6	1-1/16-12	9/16-18	----
6410-O-12-8	1-1/16-12	3/4-16	----
6410-O-12-10	1-1/16-12	7/8-14	----
6410-O-12-14	1-1/16-12	1-3/16-12	----
6410-O-12-16	1-1/16-12	1-5/16-12	----
6410-O-14-8	1-3/16-12	3/4-16	----
6410-O-14-10	1-3/16-12	7/8-14	----
6410-O-14-12	1-3/16-12	1-1/16-12	----
6410-O-16-6	1-5/16-12	9/16-18	----
6410-O-16-8	1-5/16-12	3/4-16	----
6410-O-16-10	1-5/16-12	7/8-14	----
6410-O-16-12	1-5/16-12	1-1/16-12	----
6410-O-16-14	1-5/16-12	1-3/16-12	----
6410-O-16-20	1-5/16-12	1-5/8-12	----
6410-O-20-10	1-5/8-12	7/8-14	----
6410-O-20-12	1-5/8-12	1-1/16-12	----
6410-O-20-16	1-5/8-12	1-5/16-12	----
6410-O-20-24	1-5/8-12	1-7/8-12	----
6410-O-24-12	1-7/8-12	1-1/16-12	----
6410-O-24-16	1-7/8-12	1-5/16-12	----
6410-O-24-20	1-7/8-12	1-5/8-12	----
6410-O-32-16	2-1/2-12	1-5/16-12	----
6410-O-32-20	2-1/2-12	1-5/8-12	----
6410-O-32-24	2-1/2-12	1-7/8-12	----

*Some sizes available in Stainless Steel*

*More sizes available*

*Available in an extender*

## FEMALE SWIVELS JIC

### JIC SWIVEL NUT ELBOW

SAE 070221  
MS 51521



6500  
2071R  
C6X  
1236  
G5506

Part #	JIC Thread Size 1	JIC Thread Size 2	
6500-4	7/16-20	7/16-20	----
6500-5	1/2-20	1/2-20	----
6500-6	9/16-18	9/16-18	----
6500-8	3/4-16	3/4-16	----
6500-8-6	3/4-16	9/16-18	----
6500-10	7/8-14	7/8-14	----
6500-10-8	7/8-14	3/4-16	----
6500-12	1-1/16-12	1-1/16-12	----
6500-12-10	1-1/16-12	7/8-14	----
6500-14	1-3/16-12	1-3/16-12	----
6500-16	1-5/16-12	1-5/16-12	----
6500-20	1-5/8-12	1-5/8-12	----
6500-24	1-7/8-12	1-7/8-12	----
6500-32	2-1/2-12	2-1/2-12	----

*More sizes available*

*Some sizes available in Stainless Steel*

### JIC SWIVEL TO MALE PIPE ELBOW



6501  
2250  
1247R  
TF5406

Part #	JIC Thread Size 1	Male Pipe Thread 2	
6501-4-2	7/16-20	1/8	----
6501-4-4	7/16-20	1/4	----
6501-6-4	9/16-18	1/4	----
6501-6-6	9/16-18	3/8	----
6501-8-6	3/4-16	3/8	----
6501-8-8	3/4-16	1/2	----
6501-10-8	7/8-14	1/2	----
6501-12-12	1-1/16-12	3/4	----
6501-14-12	1-3/16-12	3/4	----
6501-16-16	1-5/16-12	1	----
6501-20-20	1-5/8-12	1-1/4	----
6501-24-24	1-7/8-12	1-1/2	----
6501-32-32	2-1/2-12	2	----

*Also available in Stainless Steel*

*More sizes available*



# HYDRAULIC ADAPTERS

## JIC SWIVEL 45° ELBOW

SAE 070321  
MS 51522



6502  
2070R  
V6X  
1237  
C5356

Part #	JIC Thread	JIC Thread	
6502-4	7/16-20	7/16-20	----
6502-5	1/2-20	1/2-20	----
6502-6	9/16-18	9/16-18	----
6502-8	3/4-16	3/4-16	----
6502-10	7/8-14	7/8-14	----
6502-12	1-1/16-12	1-1/16-12	----
6502-14	1-3/16-12	1-3/16-12	----
6502-16	1-5/16-12	1-5/16-12	----
6502-20	1-5/8-12	1-5/8-12	----
6502-24	1-7/8-12	1-7/8-12	----
6502-32	2-1/2-12	2-1/2-12	----

*Some sizes available in Stainless Steel*

## JIC SWIVEL TO FEMALE PIPE ELBOW



Part #	JIC Thread Size 1	Female Pipe Thread 2	
6503-6-4	9/16-18	1/4	----
6503-6-6	9/16-18	3/8	----
6503-8-6	3/4-16	3/8	----
6503-8-8	3/4-16	1/2	----
6503-10-8	7/8-14	1/2	----
6503-12-12	1-1/16-12	3/4	----

*Also available in Stainless Steel  
More sizes available*

## JIC SWIVEL CONNECTOR




6504  
1205

Part #	JIC Thread	JIC Thread	
6504-4-4	7/16-20	7/16-20	----
6504-6-6	9/16-18	9/16-18	----
6504-8-8	3/4-16	3/4-16	----
6504-10-10	7/8-14	7/8-14	----
6504-12-12	1-1/16-12	1-1/16-12	----
6504-16-16	1-5/16-12	1-5/16-12	----
6504-20-20	1-5/8-12	1-5/8-12	----
6504-24-24	1-7/8-12	1-7/8-12	----
6504-32-32	2-1/2-12	2-1/2-12	----

# FEMALE SWIVELS

## JIC SWIVEL TO MALE PIPE ADAPTER



6505  
2018  
F6X  
1211  
9100R

Part #	JIC Thread Size 1	Male Pipe Thread 2	
6505-4-2	7/16-20	1/8	----
6505-4-4	7/16-20	1/4	----
6505-5-4	1/2-20	1/4	----
6505-6-4	9/16-18	1/4	----
6505-6-6	9/16-18	3/8	----
6505-8-6	3/4-16	3/8	----
6505-8-8	3/4-16	1/2	----
6505-10-8	7/8-14	1/2	----
6505-10-12	7/8-14	3/4	----
6505-12-8	1-1/16-12	1/2	----
6505-12-12	1-1/16-12	3/4	----
6505-16-12	1-5/16-12	3/4	----
6505-16-16	1-5/16-12	1	----
6505-20-20	1-5/8-12	1-1/4	----
6505-24-24	1-7/8-12	1-1/2	----
6505-32-32	2-1/2-12	2	----

*Also available in Stainless Steel*

## JIC SWIVEL TO FEMALE PIPE ADAPTER



6506  
2242  
1215


Part #	JIC Thread Size 1	Female Pipe Thread 2	
6506-4-2	7/16-20	1/8	----
6506-4-4	7/16-20	1/4	----
6506-6-4	9/16-18	1/4	----
6506-6-6	9/16-18	3/8	----
6506-6-8	9/16-18	1/2	----
6506-8-6	3/4-16	3/8	----
6506-8-8	3/4-16	1/2	----
6506-8-12	3/4-16	3/4	----
6506-10-6	7/8-14	3/8	----
6506-10-8	7/8-14	1/2	----
6506-10-12	7/8-14	3/4	----
6506-12-8	1-1/16-12	1/2	----
6506-12-12	1-1/16-12	3/4	----
6506-14-12	1-3/16-12	3/4	----
6506-16-16	1-5/16-12	1	----
6506-20-20	1-5/8-12	1-1/4	----
6506-24-24	1-7/8-12	1-1/2	----
6506-32-32	2-1/2-12	2	----

*More sizes available  
Also available in Stainless Steel*

## FEMALE SWIVELS

### JIC SWIVEL BRANCH TEE

SAE 070433  
MS 51524



6600  
203101R  
65X  
1227  
C5707

Part #	JIC Thread Size 1 & 2	JIC Female Thread 3	
6600-4-4	7/16-20	7/16-20	----
6600-5-5	1/2-20	1/2-20	----
6600-6-6	9/16-18	9/16-18	----
6600-8-8	3/4-16	3/4-16	----
6600-10	7/8-14	7/8-14	----
6600-12	1-1/16-12	1-1/16-12	----
6600-14	1-3/16-12	1-3/16-12	----
6600-16	1-5/16-12	1-5/16-12	----
6600-20	1-5/8-12	1-5/8-12	----
6600-24	1-7/8-12	1-7/8-12	----

*More sizes available*

### JIC SWIVEL RUN TEE

SAE 070432  
MS 51523



6602  
203102R  
R6X  
1248  
C5706

Part #	JIC Thread Size 1 & 3	JIC Female Thread 2	
6602-4	7/16-20	7/16-20	----
6602-5	1/2-20	1/2-20	----
6602-6	9/16-18	9/16-18	----
6602-8	3/4-16	3/4-16	----
6602-10	7/8-14	7/8-14	----
6602-12	1-1/16-12	1-1/16-12	----
6602-14	1-3/16-12	1-3/16-12	----
6602-16	1-5/16-12	1-5/16-12	----
6602-20	1-5/8-12	1-5/8-12	----
6602-24	1-7/8-12	1-7/8-12	----
6602-32	2-1/2-12	2-1/2-12	----

*More sizes available*

*Also available in Stainless Steel*

## HYDRAULIC ADAPTERS

### JIC BENT TUBE SWIVEL

#### NUT ELBOW



Part #	JIC Thread Size 1	JIC Thread Size 2	
6701-4	7/16-20	7/16-20	----
6701-6	9/16-18	9/16-18	----
6701-8	3/4-16	3/4-16	----
6701-10	7/8-14	7/8-14	----
6701-12	1-1/16-12	1-1/16-12	----
6701-16	1-5/16-12	1-5/16-12	----
6701-20	1-5/8-12	1-5/8-12	----
6701-24	1-7/8-12	1-7/8-12	----

### JIC LONG BENT TUBE SWIVEL NUT ELBOW



Part #	JIC Thread Size 1	JIC Thread Size 2	
6701-L-4	7/16-20	7/16-20	----
6701-L-6	9/16-18	9/16-18	----
6701-L-8	3/4-16	3/4-16	----
6701-L-10	7/8-14	7/8-14	----
6701-L-12	1-1/16-12	1-1/16-12	----
6701-L-16	1-5/16-12	1-5/16-12	----
6701-L-20	1-5/8-12	1-5/8-12	----

### JIC EXTRA HEAVY BENT TUBE SWIVEL NUT ELBOW



Meets SAE  
100R10 pressures

Part #	JIC Thread Size 1	JIC Thread Size 2	
6701-XH-8	3/4-16	3/4-16	----
6701-XH-12	1-1/16-12	1-1/16-12	----
6701-XH-16	1-5/16-12	1-5/16-12	----
6701-XH-20	1-5/8-12	1-5/8-12	----
6701-XH-24	1-7/8-12	1-7/8-12	----

# HYDRAULIC ADAPTERS

# STEEL SAE O-RING

## JIC EXTRA HEAVY LONG BENT TUBE SWIVEL NUT ELBOW



Meets SAE 100R10 pressures

Part #	JIC Thread Size 1	JIC Thread Size 2	
6701-LXH-8	3/4-16	3/4-16	----
6701-LXH-12	1-1/16-12	1-1/16-12	----
6701-LXH-16	1-5/16-12	1-5/16-12	----

## JIC 45° BENT TUBE SWIVEL NUT ELBOW



Part #	JIC Thread Size 1	JIC Thread Size 2	
6702-6	9/16-18	9/16-18	----
6702-8	3/4-16	3/4-16	----
6702-10	7/8-14	7/8-14	----
6702-12	1-1/16-12	1-1/16-12	----
6702-16	1-5/16-12	1-5/16-12	----

The world can only be grasped by action, not by contemplation.

- Jacob Bronowski

## STEEL SAE O-RING FITTINGS

### JIC TO O-RING ELBOW CONNECTOR

SAE 070220  
MS 51527



6801  
2062R  
C50X  
1238L  
C5515

Part #	JIC Thread Size 1	O-Ring Thread Size 2	
6801-NWO-2	5/16-24	5/16-24	----
6801-NWO-3	3/8-24	3/8-24	----
6801-NWO-4	7/16-20	7/16-20	----
6801-NWO-4-3	7/16-20	3/8-24	----
6801-NWO-4-5	7/16-20	1/2-20	----
6801-NWO-4-6	7/16-20	9/16-18	----
6801-NWO-4-8	7/16-20	3/4-16	----
6801-NWO-5	1/2-20	1/2-20	----
6801-NWO-5-4	1/2-20	7/16-20	----
6801-NWO-5-6	1/2-20	8/16-18	----
6801-NWO-6	9/16-18	9/16-18	----
6801-NWO-6-4	9/16-18	7/16-20	----
6801-NWO-6-5	9/16-18	1/2-20	----
6801-NWO-6-8	9/16-18	3/4-16	----
6801-NWO-6-10	9/16-18	7/8-14	----
6801-NWO-6-12	9/16-18	1-1/16-12	----
6801-NWO-8	3/4-16	3/4-16	----
6801-NWO-8-6	3/4-16	9/16-18	----
6801-NWO-8-10	3/4-16	7/8-14	----
6801-NWO-8-12	3/4-16	1-1/16-12	----
6801-NWO-8-16	3/4-16	1-5/16-12	----
6801-NWO-10	7/8-14	7/8-14	----
6801-NWO-10-6	7/8-14	9/16-18	----
6801-NWO-10-8	7/8-14	3/4-16	----
6801-NWO-10-12	7/8-14	1-1/16-12	----
6801-NWO-10-16	7/8-14	1-5/16-12	----
6801-NWO-12	1-1/16-12	1-1/16-12	----
6801-NWO-12-8	1-1/16-12	3/4-16	----
6801-NWO-12-10	1-1/16-12	7/8-14	----
6801-NWO-12-14	1-1/16-12	1-3/16-12	----
6801-NWO-12-16	1-1/16-12	1-5/16-12	----
6801-NWO-12-20	1-1/16-12	1-5/8-12	----
6801-NWO-14	1-3/16-12	1-3/16-12	----
6801-NWO-14-12	1-3/16-12	1-1/16-12	----
6801-NWO-14-16	1-3/16-12	1-5/16-12	----
6801-NWO-16	1-5/16-12	1-5/16-12	----
6801-NWO-16-12	1-5/16-12	1-1/16-12	----
6801-NWO-16-14	1-5/16-12	1-3/16-12	----
6801-NWO-16-20	1-5/16-12	1-5/8-12	----
6801-NWO-20	1-5/8-12	1-5/8-12	----
6801-NWO-20-12	1-5/8-12	1-1/16-12	----
6801-NWO-20-16	1-5/8-12	1-5/16-12	----
6801-NWO-20-24	1-5/8-12	1-7/8-12	----
6801-NWO-24	1-7/8-12	1-7/8-12	----
6801-NWO-24-20	1-7/8-12	1-5/8-12	----
6801-NWO-32	2-1/2-12	2-1/2-12	----


Some sizes available in Stainless Steel  
More sizes available

HYDRAULIC

# STEEL SAE O-RING

# HYDRAULIC ADAPTERS


## LONG JIC TO O-RING ELBOW



Part #	JIC Thread Size 1	O-Ring Thread Size 2	
6801-L-NWO-4	7/16-20	7/16-20	----
6801-L-NWO-6	9/16-18	9/16-18	----
6801-L-NWO-6-8	9/16-18	3/4-16	----
6801-L-NWO-8	3/4-16	3/4-16	----
6801-L-NWO-8-10	3/4-16	7/8-14	----
6801-L-NWO-10	7/8-14	7/8-14	----
6801-LNWO-12	1-1/16-12	1-1/16-12	----
6801-LNWO-16	1-5/16-12	1-5/16-12	----

More sizes available


## EXTRA LONG JIC TO O-RING ELBOW



Part #	JIC Thread Size 1	O-Ring Thread Size 2	
6801-LL-NWO-4	7/16-20	7/16-20	----
6801-LL-NWO-6	9/16-18	9/16-18	----
6801-LL-NWO-6-8	9/16-18	3/4-16	----
6801-LL-NWO-8	3/4-16	3/4-16	----
6801-LL-NWO-8-10	3/4-16	7/8-14	----
6801-LL-NWO-10	7/8-14	7/8-14	----
6801-LL-NWO-12	1-1/16-12	1-1/16-12	----
6801-LL-NWO-16	1-5/16-12	1-5/16-12	----


More sizes available

## EXTRA-EXTRA LONG JIC TO O-RING ELBOW



Part #	JIC Thread Size 1	O-Ring Thread Size 2	
6801-LLL-NWO-6	9/16-18	9/16-18	----
6801-LLL-NWO-8	3/4-16	3/4-16	----
6801-LLL-NWO-10	7/8-14	7/8-14	----

## JIC TO O-RING SWIVEL ELBOW



Part #	JIC Thread Size 1	O-Ring Thread Size 2	
6801-NWS-6-6	9/16-18	9/16-18	----
6801-NWS-8-8	3/4-16	3/4-16	----
6801-NWS-10-10	7/8-14	7/8-14	----

## JIC TO O-RING 45° ELBOW

SAE 070320  
MS 51528



6802  
2061  
V50X  
1240R  
C5716

Part #	JIC Thread Size 1	O-Ring Thread Size 2	
6802-NWO-4	7/16-20	7/16-20	----
6802-NWO-4-6	7/16-20	9/16-18	----
6802-NWO-4-8	7/16-20	3/4-16	----
6802-NWO-5	1/2-20	1/2-20	----
6802-NWO-5-8	1/2-20	3/4-16	----
6802-NWO-6	9/16-18	9/16-18	----
6802-NWO-6-8	9/16-18	3/4-16	----
6802-NWO-6-10	9/16-18	7/8-14	----
6802-NWO-8	3/4-16	3/4-16	----
6802-NWO-8-6	3/4-16	9/16-18	----
6802-NWO-8-10	3/4-16	7/8-14	----
6802-NWO-8-12	3/4-16	1-1/16-12	----
6802-NWO-10	7/8-14	7/8-14	----
6802-NWO-10-8	7/8-14	3/4-16	----
6802-NWO-10-12	7/8-14	1-1/16-12	----
6802-NWO-12	1-1/16-12	1-1/16-12	----
6802-NWO-12-14	1-1/16-12	1-3/16-12	----
6802-NWO-12-16	1-1/16-12	1-5/16-12	----
6802-NWO-14	1-3/16-12	1-3/16-12	----
6802-NWO-16	1-5/16-12	1-5/16-12	----
6802-NWO-16-12	1-5/16-12	1-1/16-12	----
6802-NWO-16-20	1-5/16-12	1-5/8-12	----
6802-NWO-20	1-5/8-12	1-5/8-12	----
6802-NWO-20-16	1-5/8-12	1-5/16-12	----
6802-NWO-24	1-7/8-12	1-7/8-12	----
6802-NWO-32	2-1/2-12	2-1/2-12	----

Some sizes available in Stainless Steel

More sizes available

## HYDRAULIC ADAPTERS

## STEEL SAE O-RING

SAE 070429  
MS 51529

### JIC TO O-RING BRANCH TEE




6803  
203003X  
S50X  
1265R  
C5716

Part #	JIC Thread Size 1 & 2	O-Ring Thread Size 3	
6803-NWO-4	7/16-20	7/16-20	----
6803-NWO-5	1/2-20	1/2-20	----
6803-NWO-6	9/16-18	9/16-18	----
6803-NWO-6-8	9/16-18	3/4-16	----
6803-NWO-8	3/4-16	3/4-16	----
6803-NWO-8-10	3/4-16	7/8-14	----
6803-NWO-10	7/8-14	7/8-14	----
6803-NWO-12	1-1/16-12	1-1/16-12	----
6803-NWO-14	1-3/16-12	1-3/16-12	----
6803-NWO-16	1-5/16-12	1-5/16-12	----
6803-NWO-16-12	1-5/16-12	1-1/16-12	----
6803-NWO-20	1-5/8-12	1-5/8-12	----
6803-NWO-24	1-7/8-12	1-7/8-12	----
6803-NWO-32	2-1/2-12	2-1/2-12	----

*Some sizes available in Stainless Steel  
More sizes available*

SAE 070428  
MS 51530

### JIC TO O-RING RUN TEE



6804  
203005R  
R50X  
1266R  
C3459

Part #	JIC Thread Size 1 & 3	O-Ring Thread Size 2	
6804-NWO-4	7/16-20	7/16-20	----
6804-NWO-5	1/2-20	1/2-20	----
6804-NWO-6	9/16-18	9/16-18	----
6804-NWO-6-8	9/16-18	3/4-16	----
6804-NWO-8	3/4-16	3/4-16	----
6804-NWO-8-10	3/4-16	7/8-14	----
6804-NWO-10	7/8-14	7/8-14	----
6804-NWO-12	1-1/16-12	1-1/16-12	----
6804-NWO-16	1-5/16-12	1-5/16-12	----
6804-NWO-16-12	1-5/16-12	1-1/16-12	----
6804-NWO-20	1-5/8-12	1-5/8-12	----
6804-NWO-24	1-7/8-12	1-7/8-12	----
6804-NWO-32	2-1/2-12	2-1/2-12	----

*More sizes available  
Also available in stainless steel*

### O-RING TO FEMALE PIPE ELBOW



6805  
206801R  
AE0G  
1264  
C3469

Part #	O-Ring Thread Size 1	Pipe Thread Size 2	
6805-NWO-4-2	7/16-20	1/8	----
6805-NWO-4-4	7/16-20	1/4	----
6805-NWO-5-2	1/2-20	1/8	----
6805-NWO-6-4	9/16-18	1/4	----
6805-NWO-6-6	9/16-18	3/8	----
6805-NWO-8-6	3/4-16	3/8	----
6805-NWO-8-8	3/4-16	1/2	----
6805-NWO-10-8	7/8-14	1/2	----
6805-NWO-12-12	1-1/16-12	3/4	----
6805-NWO-14-12	1-3/16-12	3/4	----
6805-NWO-16-16	1-5/16-12	1	----
6805-NWO-20-20	1-5/8-12	1-1/4	----
6805-NWO-24-24	1-7/8-12	1-1/2	----

*More sizes available*

### EXTRA LONG O-RING TO FEMALE PIPE ELBOW



Part #	O-Ring Thread Size 1	Pipe Thread Size 2	
6805-LL-8-6	3/4-16	3/8	----
6805-LL-10-8	7/8-14	1/2	----
6805-LL-12-12	1-1/16-12	3/4	----
6805-LL-16-16	1-5/16-12	1	----

Always be a first-rate version of yourself, instead of a second-rate version of someone else.

- Judy Garland

# STEEL SAE O-RING

# HYDRAULIC ADAPTERS

## O-RING TO MALE PIPE ELBOW



6806  
1263  
TF3569

Part #	O-Ring Thread Size 1	Pipe Thread Size 2	
6806-NWO-4-2	7/16-20	1/8	----
6806-NWO-4-4	7/16-20	1/4	----
6806-NWO-6-4	9/16-18	1/4	----
6806-NWO-6-6	9/16-18	3/8	----
6806-NWO-8-6	3/4-16	3/8	----
6806-NWO-8-8	3/4-16	1/2	----
6806-NWO-10-8	7/8-14	1/2	----
6806-NWO-12-12	1-1/16-12	3/4	----
6806-NWO-16-16	1-5/16-12	1	----
6806-NWO-20-20	1-5/8-12	1-1/4	----
6806-NWO-24-24	1-7/8-12	1-1/2	----
6806-NWO-32-32	2-1/2-12	2	----

*More sizes available*

## O-RING TO O-RING



Part #	O-Ring Thread Size 1 & 2	
6807-NWO-4-4	7/16-20	----
6807-NWO-6-6	9/16-18	----
6807-NWO-8-8	3/4-16	----
6807-NWO-10-10	7/8-14	----
6807-NWO-12-12	1-1/16-12	----
6807-NWO-16-16	1-5/16-12	----
6807-NWO-20-20	1-5/8-12	----
6807-NWO-24-24	1-7/8-12	----

*More sizes available*

## 37° JIC SWIVEL NUT TO O-RING ELBOW



Part #	O-Ring Thread Size 1	JIC Thread Size 2	
6809-NWO-4-4	7/16-20	7/16-20	----
6809-NWO-6-6	9/16-18	9/16-18	----
6809-NWO-8-8	3/4-16	3/4-16	----
6809-NWO-8-10	3/4-16	7/8-16	----
6809-NWO-10-10	7/8-14	7/8-14	----
6809-NWO-12-12	1-1/16-12	1-1/16-12	----
6809-NWO-16-16	1-5/16-12	1-5/16-12	----
6809-NWO-20-20	1-5/8-12	1-5/8-12	----

## FEMALE O-RING TO MALE O-RING ELBOW



Part #	O-Ring Thread Size 1	O-Ring Thread Size 2	
6815-NWO-6-6	9/16-18	9/16-18	----
6815-NWO-8-8	3/4-16	3/4-16	----
6815-NWO-10-10	7/8-14	7/8-14	----
6815-NWO-12-12	1-1/16-12	1-1/16-12	----

*More sizes available*

## O-RING TO FEMALE PIPE BRANCH TEE



Part #	O-Ring Thread Size 1	Pipe Thread Size 2	
6855-NWO-6-4	9/16-18	1/4	----
6855-NWO-6-6	9/16-18	3/8	----

*More sizes available*

It is surprisingly how easy it is to forget that the way to get things done is to do them.

- Mark Forster

# HYDRAULIC ADAPTERS

# STEEL SAE O-RING

## MALE O-RING SWIVEL ADAPTER

SAE 140157



6900  
2066R  
1235  
9315

Part #	O-Ring Thread Size 1	Female NPSM Size 2	
6900-O-4-2	7/16-20	1/8	----
6900-O-4-4	7/16-20	1/4	----
6900-O-4-6	7/16-20	3/8	----
6900-O-4-8	7/16-20	1/2	----
6900-O-5-4	1/2-20	1/4	----
6900-O-6-4	9/16-18	1/4	----
6900-O-6-6	9/16-18	3/8	----
6900-O-6-8	9/16-18	1/2	----
6900-O-8-4	3/4-16	1/4	----
6900-O-8-6	3/4-16	3/8	----
6900-O-8-8	3/4-16	1/2	----
6900-O-8-12	3/4-16	3/4	----
6900-O-10-4	7/8-14	1/4	----
6900-O-10-6	7/8-14	3/8	----
6900-O-10-8	7/8-14	1/2	----
6900-O-10-12	7/8-14	3/4	----
6900-O-12-6	1-1/16-12	3/8	----
6900-O-12-8	1-1/16-12	1/2	----
6900-O-12-12	1-1/16-12	3/4	----
6900-O-12-16	1-1/16-12	1	----
6900-O-14-8	1-3/16-12	1/2	----
6900-O-14-12	1-3/16-12	3/4	----
6900-O-16-8	1-5/16-12	1/2	----
6900-O-16-12	1-5/16-12	3/4	----
6900-O-16-16	1-5/16-12	1	----
6900-O-16-20	1-5/16-12	1-1/4	----
6900-O-20-12	1-5/8-12	3/4	----
6900-O-20-16	1-5/8-12	1	----
6900-O-20-20	1-5/8-12	1-1/4	----
6900-O-24-24	1-7/8-12	1-1/2	----
6900-O-32-32	2-1/2-12	2	----

More sizes available

I can accept failure, but I can't accept not trying.

- Michael Jordan

## 90° O-RING SWIVEL ADAPTER

SAE 140257



6401  
2068R  
1271  
9515

Part #	O-Ring Thread Size 1	Female NPSM Size 2	
6901-NWO-4-2	7/16-20	1/8	----
6901-NWO-4-4	7/16-20	1/4	----
6901-NWO-4-6	7/16-20	3/8	----
6901-NWO-6-4	9/16-18	1/4	----
6901-NWO-6-6	9/16-18	3/8	----
6901-NWO-6-8	9/16-18	1/2	----
6901-NWO-8-4	3/4-16	1/4	----
6901-NWO-8-6	3/4-16	3/8	----
6901-NWO-8-8	3/4-16	1/2	----
6901-NWO-8-12	3/4-16	3/4	----
6901-NWO-10-4	7/8-14	1/4	----
6901-NWO-10-6	7/8-14	3/8	----
6901-NWO-10-8	7/8-14	1/2	----
6901-NWO-10-12	7/8-14	3/4	----
6901-NWO-12-6	1-1/16-12	3/8	----
6901-NWO-12-8	1-1/16-12	1/2	----
6901-NWO-12-12	1-1/16-12	3/4	----
6901-NWO-12-16	1-1/16-12	1	----
6901-NWO-14-12	1-3/16-12	3/4	----
6901-NWO-16-12	1-5/16-12	3/4	----
6901-NWO-16-16	1-5/16-12	1	----
6901-NWO-16-20	1-5/16-12	1-1/4	----
6901-NWO-20-12	1-5/8-12	3/4	----
6901-NWO-20-16	1-5/8-12	1	----
6901-NWO-20-20	1-5/8-12	1-1/4	----
6901-NWO-24-24	1-7/8-12	1-1/2	----
6901-NWO-32-32	2-1/2-12	2	----

## O-RING SWIVEL TEE



Part #	Female NPSM Size 1 & 2	O-Ring Thread Size 3	
6911-NWO-4-4	1/4	7/16-20	----
6911-NWO-6-6	3/8	9/16-18	----
6911-NWO-8-8	1/2	3/4-16	----
6911-NWO-12-12	3/4	1-1/16-12	----

More sizes available


HYDRAULIC



# STEEL SAE O-RING

## 45° O-RING SWIVEL ADAPTER

SAE 140357



6902  
2067R  
1272  
9365

Part #	O-Ring Thread Size 1	Female NPSM Size 2	
6902-NWO-4-2	7/16-20	1/8	----
6902-NWO-4-4	7/16-20	1/4	----
6902-NWO-4-6	7/16-20	3/8	----
6902-NWO-6-4	9/16-18	1/4	----
6902-NWO-6-6	9/16-18	3/8	----
6902-NWO-6-8	9/16-18	1/2	----
6902-NWO-8-4	3/4-16	1/4	----
6902-NWO-8-6	3/4-16	3/8	----
6902-NWO-8-8	3/4-16	1/2	----
6902-NWO-8-12	3/4-16	3/4	----
6902-NWO-10-6	7/8-14	3/8	----
6902-NWO-10-8	7/8-14	1/2	----
6902-NWO-10-12	7/8-14	3/4	----
6902-NWO-12-8	1-1/16-12	1/2	----
6902-NWO-12-12	1-1/16-12	3/4	----
6902-NWO-12-16	1-1/16-12	1	----
6902-NWO-16-12	1-5/16-12	3/4	----
6902-NWO-16-16	1-5/16-12	1	----
6902-NWO-20-20	1-5/8-12	1-1/4	----
6902-NWO-24-24	1-7/8-12	1-1/2	170.22

The best way to have a good idea is to have lots of ideas.

- Linus Pauling

# HYDRAULIC ADAPTERS

## O-RINGS

### VITON 90 SAE BOSS O-RING

Fluorocarbon



Part #	O-Ring Thread	O-Ring I.D.	
4001-2-2	5/16-24	.239	----
4001-3-3	3/8-24	.301	----
4001-4-4	7/16-20	.351	----
4001-5-5	1/2-20	.414	----
4001-6-6	9/16-18	.468	----
4001-8-8	3/4-16	.644	----
4001-10	7/8-14	.755	----
4001-12	1-1/16-12	.924	----
4001-16	1-5/16-12	1.171	----
4001-20	1-5/8-12	1.475	----
4001-24	1-7/8-12	1.720	----
4001-32	2-1/2-12	2.337	----

### NITRILE 90 SAE BOSS O-RING



Part #	O-Ring Thread	O-Ring I.D.	
4000-2-2	5/16-24	.239	----
4000-3-3	3/8-24	.301	----
4000-4-4	7/16-20	.351	----
4000-5-5	1/2-20	.414	----
4000-6-6	9/16-18	.468	----
4000-8-8	3/4-16	.644	----
4000-10	7/8-14	.755	----
4000-12	1-1/16-12	.924	----
4000-14	1-3/16-12	1.048	----
4000-16	1-5/16-12	1.171	----
4000-20	1-5/8-12	1.475	----
4000-24	1-7/8-12	1.720	----
4000-32	2-1/2-12	2.337	----



**STEEL FLANGE ADAPTERS**

**CONFORMANCE**

- SAE J518

**MATERIALS**

- Steel per SAE J518 with either black phosphate finish or plated chrome finish or iridite dip. Stainless Steel available upon request.

**WORKING PRESSURES**

The following table lists the recommended working pressures for steel Four-bolt Solid and Split Flange Fittings and Hose Ends manufactured in accordance with SAE standards J518 and J517. SAE recommends sufficient testing to be conducted to assure that performance levels will be safe and satisfactory, especially if installed in systems operating at elevated pressures or in severe conditions. When using Flanged Fittings that have a threaded connection on one end, use the lower pressure rating of the two.

**Caution: Although many Four-bolt Flanged Fittings have sufficient structural integrity to support the weight of many components, we recommend consulting with our technical support department for guidance in selection of parts for this purpose.**

**SAE J518 FOUR-BOLT CODE 61  
FLANGE PRESSURE RATINGS**

Dash Size	Flange Head OD Inches	4 TO 1 Minimum Burst PSI
-8	1-3/16 - 1.188	5000
-12	1-1/2 - 1.500	5000
-16	1-3/4 - 1.750	5000
-20	2 - 2.000	4000
-24	2-3/8 - 2.375	3000
-32	2-13/16 - 2.812	3000
-40	3-5/16 - 3.312	2500
-48	4 - 4.000	2000
-56	4-1/2 - 4.500	500
-64	5 - 5.000	500
-80	6 - 6.000	500

**SAE J518 FOUR-BOLT CODE 62  
FLANGE PRESSURE RATINGS**

Dash Size	Flange Head OD Inches	4 TO 1 Minimum Burst PSI
-8	1-1/4 - 1.250	6000
-12	1-5/8 - 1.625	6000
-16	1-7/8 - 1.875	6000
-20	2-1/8 - 2.125	6000
-24	2-1/2 - 2.500	6000
-32	3-1/8 - 3.125	6000

**STEEL FLANGE ADAPTERS  
ASSEMBLY INSTRUCTIONS**

**RECOMMENDED SOLID FOUR-BOLT**

- Step 1.** Inspect port area to be smooth and free of nicks, burrs, scratches, or contaminants.
- Step 2.** Lubricate the o-ring and place in flange head groove.
- Step 3.** Lubricate screw threads, slip lock washers onto screws, and insert screws into flange
- Step 4.** Position flange on port and finger tighten all screws.
- Step 5.** Torque the screws in a figure eight sequence, incrementally until the appropriate torque value in the following table is achieved.

**J518 CODE 61 AND CODE 62  
FLANGE MINIMUM TORQUE VALUES**

Dash Size	Port Size	Code 61 Foot/Lbs.	Code 62 Foot/Lbs.
-8	1/2"	15-19	15-19
-12	3/4"	20-29	25-33
-16	1"	27-35	41-50
-20	1-1/4"	35-46	62-75
-24	1-1/2"	46-58	116-133
-32	2"	53-67	200-217
-40	2-1/2"	79	NA
-48	3"	137	NA
-56	3-1/2"	116	NA
-64	4"	116	NA
-80	5"	116	NA

**RECOMMENDED SPLIT FOUR-BOLT**

- Step 1.** Follow steps 1 through 3 above, then proceed to the following steps.
- Step 2.** Position both flanges on port and turn one screw in each flange about three turns.
- Step 3.** Rotate each flange away from the port for sufficient clearance to position hose or fitting flange head on port.
- Step 4.** Close each flange until it properly captures flange head. Insert remaining screws and finger tighten.
- Step 5.** Torque the screws in a figure eight sequence incrementally until the appropriate torque value in the preceding table is achieved.

**WHY WET TORQUE?**

Due to the difference in plating types and thickness, materials, and thread quality of different components, the coefficient of friction varies greatly on any given assembly. Lubrication not only produces a more consistent coefficient of friction, it increases clamping force on sealing area with less torque on the threads. Overtightening causes threads to yield, deform and lose their ability to maintain an adequate load or clamping force on the seating area. Extended operation and severe conditions cause further yielding which results in leaks. Overtightening is the single greatest cause for leaks in metal to metal seat hydraulic connections. It is our firm position, that to not wet torque, is to compromise consistency and quality for convenience.

# FLANGE ADAPTERS

## JIC FLANGE ADAPTER CODE 61

6840  
503



3000 PSI

Part #	JIC Thread Size 1	Flange Size 2	Flange Head OD	
1700-8-8	3/4-16	1/2	1.18	----
1700-8-12	3/4-16	3/4	1.50	----
1700-12-12	1-1/16-12	3/4	1.50	----
1700-12-16	1-1/16-12	1	1.75	----
1700-16-16	1-5/16-12	1	1.75	----
1700-16-20	1-5/16-12	1-1/4	2.00	----
1700-16-24	1-5/16-12	1-1/2	2.37	----
1700-20-16	1-5/8-12	1	1.75	----
1700-20-20	1-5/8-12	1-1/4	2.00	----
1700-20-32	1-5/8-12	2	2.81	----
1700-24-24	1-7/8-12	1-1/2	2.37	----
1700-32-32	2-1/2-12	2	2.81	----
1700-40-40	3-12	2-1/2	3.31	----

More sizes available

## JIC FLANGE 45° ADAPTER CODE 61

6845  
505



3000 PSI

Part #	JIC Thread Size 1	Flange Size 2	Flange Head OD	
1703-8-8	3/4-16	1/2	1.18	----
1703-8-12	3/4-16	3/4	1.50	----
1703-12-12	1-1/16-12	3/4	1.50	----
1703-12-16	1-1/16-12	1	1.75	----
1703-16-16	1-5/16-12	1	1.75	----
1703-16-20	1-5/16-12	1-1/4	2.00	----
1703-16-24	1-5/16-12	1-1/2	2.37	----
1703-20-16	1-5/8-12	1	1.75	----
1703-20-20	1-5/8-12	1-1/4	2.00	----
1703-20-24	1-5/8-12	1-1/2	2.37	----
1703-24-40	1-7/8-12	2-1/2	3.31	----
1703-32-24	2-1/2-12	1-1/2	2.37	----
1703-32-32	2-1/2-12	2	2.81	----

More sizes available

# HYDRAULIC ADAPTERS

## JIC FLANGE 90° ADAPTER CODE 61

6890  
504



3000 PSI

Part #	JIC Thread Size 1	Flange Size 2	Flange Head OD	
1704-8-8	3/4-16	1/2	1.18	----
1704-8-12	3/4-16	3/4	1.50	----
1704-10-16	7/8-14	1	1.75	----
1704-12-12	1-1/16-12	3/4	1.50	----
1704-12-16	1-1/16-12	1	1.75	----
1704-12-20	1-1/16-12	1-1/4	2.00	----
1704-16-12	1-5/16-12	3/4	1.50	----
1704-16-16	1-5/16-12	1	1.75	----
1704-16-20	1-5/16-12	1-1/4	2.00	----
1704-16-24	1-5/16-12	1-1/2	2.37	----
1704-20-16	1-5/8-12	1	1.75	----
1704-20-20	1-5/8-12	1-1/4	2.00	----
1704-20-24	1-5/8-12	1-1/2	2.37	----
1704-24-16	1-7/8-12	1	1.75	----
1704-24-20	1-7/8-12	1-1/4	2.00	----
1704-24-32	1-7/8-12	2	2.81	----
1704-24-40	1-7/8-12	2-1/2	3.31	----
1704-32-24	2-1/2-12	1-1/2	2.37	----
1704-32-32	2-1/2-12	2	2.81	----

More sizes available

## JIC FLANGE ADAPTER CODE 62

6842



6000 PSI

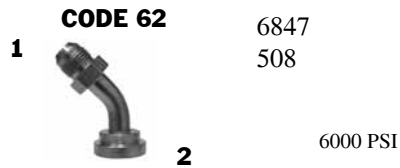
Part #	JIC Thread Size 1	Flange Size 2	Flange Head OD	
1800-8-8	3/4-16	1/2	1.25	----
1800-12-12	1-1/16-12	3/4	1.62	----
1800-12-16	1-1/16-12	1	1.88	----
1800-16-16	1-5/16-12	1	1.88	----
1800-16-20	1-5/16-12	1-1/4	2.12	----
1800-20-16	1-5/8-12	1	1.88	----
1800-20-20	1-5/8-12	1-1/4	2.12	----
1800-20-24	1-5/8-12	1-1/2	2.50	----
1800-24-24	1-7/8-12	1-1/2	2.50	----
1800-32-32	2-1/2-12	2	3.12	----

More sizes available

# HYDRAULIC ADAPTERS

# FLANGE ADAPTERS

## JIC FLANGE 45° ADAPTER



Part #	JIC Thread Size 1	Flange Size 2	Flange Head OD	
1803-12-12	1-1/16-12	3/4	1.62	----
1803-12-16	1-1/16-12	1	1.88	----
1803-16-16	1-5/16-12	1	1.88	----
1803-16-20	1-5/16-12	1-1/4	2.12	----
1803-20-16	1-5/8-12	1	1.88	----
1803-20-20	1-5/8-12	1-1/4	2.12	----
1803-20-24	1-5/8-12	1-1/2	2.50	----
1803-24-24	1-7/8-12	1-1/2	2.50	----
1803-32-32	2-1/2-12	2	3.12	----

More sizes available

## JIC FLANGE 90° ADAPTER



Part #	JIC Thread Size 1	Flange Size 2	Flange Head OD	
1804-8-8	3/4-16	1/2	1.25	----
1804-12-12	1-1/16-12	3/4	1.62	----
1804-12-16	1-1/16-12	1	1.88	----
1804-16-16	1-5/16-12	1	1.88	----
1804-16-20	1-5/16-12	1-1/4	2.12	----
1804-20-16	1-5/8-12	1	1.88	----
1804-20-20	1-5/8-12	1-1/4	2.12	----
1804-20-24	1-5/8-12	1-1/2	2.50	----
1804-24-24	1-7/8-12	1-1/2	2.50	----
1804-32-32	2-1/2-12	2	3.12	----


More sizes available

## BRAZE TO SPLIT FLANGE




Part #	Flange Size	Tube O.D.	
1861-8	1/2	1/2	----
1861-12	3/4	3/4	----
1861-16	1	1	----
1861-20	1-1/4	1-1/4	----
1861-24	1-1/2	1-1/2	----
1861-32	2	2	----
1861-40	2-1/2	2-1/2	----

## BRAZE TO SPLIT FLANGE



Part #	Flange Size	Tube O.D.	
1862-8	1/2	1/2	----
1862-12	3/4	3/4	----
1862-16	1	1	----
1862-20	1-1/4	1-1/4	----
1862-24	1-1/2	1-1/2	----
1862-32	2	2	----

## SPLIT FLANGE PLUG



Part #	Flange Size	
1961-8	1/2	----
1961-12	3/4	----
1961-16	1	----
1961-20	1-1/4	----
1961-24	1-1/2	----
1961-32	2	----

## SPLIT FLANGE PLUG



Part #	Flange Size	
1962-8	1/2	----
1962-12	3/4	----
1962-16	1	----
1962-20	1-1/4	----
1962-24	1-1/2	----
1962-32	2	----

# FLANGE ADAPTERS

# HYDRAULIC ADAPTERS

## NITRILE 90 FLANGE O-RING



Viton Available upon request  
90DF

Part #	Flange Size	O-Ring Number	
4004-8-8	1/2	210	----
4004-12	3/4	214	----
4004-16	1	219	----
4004-20	1-1/4	222	----
4004-24	1-1/2	225	----
4004-32	2	228	----
4004-40	2-1/2	232	----
4004-48	3	237	----

## FLANGE CONNECTOR PLATES CODE 61



CP

Part #	Flange Size	
1900-8	1/2	----
1900-12	3/4	----
1900-16	1	----
1900-20	1-1/4	----
1900-24	1-1/2	----
1900-32	2	----
1900-40	2-1/2	----

## SPLIT FLANGE KIT CODE 61

SFK



3000 PSI

Part #	Flange Size	Flange Head Dia.	
1901-8	1/2	1.19	----
1901-12	3/4	1.50	----
1901-16	1	1.75	----
1901-20	1-1/4	2.00	----
1901-24	1-1/2	2.38	----
1901-32	2	2.81	----
1901-40	2-1/2	3.31	----
1901-48	3	4.00	----

## SPLIT FLANGE KIT CODE 62

SFXX



6000 PSI

Part #	Flange Size	Flange Head Diameter	
1902-8	1/2	1.25	----
1902-12	3/4	1.63	----
1902-16	1	1.88	----
1902-20	1-1/4	2.12	----
1902-24	1-1/2	2.50	----
1902-32	2	3.12	----

## SPLIT FLANGE HALF CODE 61

SF



3000 PSI

Part #	Flange Size	Flange Head Diameter	
2061-8	1/2	1.19	----
2061-12	3/4	1.50	----
2061-16	1	1.75	----
2061-20	1-1/4	2.00	----
2061-24	1-1/2	2.38	----
2061-32	2	2.81	----
2061-40	2-1/2	3.31	----
2061-48	3	4	----

## SPLIT FLANGE HALF CODE 62

SFX



6000 PSI

Part #	Flange Size	Flange Head Diameter	
2062-8	1/2	1.25	----
2062-12	3/4	1.63	----
2062-16	1	1.88	----
2062-20	1-1/4	2.12	----
2062-24	1-1/2	2.50	----
2062-32	2	3.12	----

# HYDRAULIC ADAPTERS

# FLANGE ADAPTERS

## PIPE WELD FLANGE PAD CODE 61

W4



3000 PSI

Part #	Pipe Size	
2161-8-8	1/2	----
2161-12-12	3/4	----
2161-16-16	1	----
2161-20-20	1-1/4	----
2161-24-24	1-1/2	----
2161-32-32	2	----

## PIPE WELD FLANGE PAD CODE 62

W42



6000 PSI

Part #	Pipe Size	
2162-8-8	1/2	----
2162-12-12	3/4	----
2162-16-16	1	----
2162-20-20	1-1/4	----
2162-24-24	1-1/2	----
2162-32-32	2	----

## PIPE THREAD FLANGE PAD CODE 61

W43



3000 PSI

Part #	Pipe Size	
2261-8-8	1/2	----
2261-12-12	3/4	----
2261-16-16	1	----
2261-20-20	1-1/4	----
2261-24-24	1-1/2	----
2261-32-32	2	----
2261-40-40	2-1/2	----
2261-48-48	3	----

## PIPE THREAD FLANGE PAD CODE 62

W44



6000 PSI

Part #	Pipe Size	
2262-8-8	1/2	----
2262-12-12	3/4	----
2262-16-16	1	----
2262-20-20	1-1/4	----
2262-24-24	1-1/2	----
2262-32-32	2	----
2262-40-40	2-1/2	----
2262-48-48	3	----

## O-RING FLANGE PAD CODE 61

W46



3000 PSI

Part #	O-Ring Thread Size	Pad Size	
2361-12-12	1-1/16-12	3/4	----
2361-16-16	1-5/16-12	1	----
2361-20-20	1-5/8-12	1-1/4	----
2361-24-24	1-7/8-12	1-1/2	----

## O-RING FLANGE PAD CODE 62

W48



6000 PSI

Part #	O-Ring Thread Size	Pad Size	
2362-12-12	1-1/16-12	3/4	----
2362-16-16	1-5/16-12	1	----
2362-20-20	1-5/8-12	1-1/4	----
2362-24-24	1-7/8-12	1-1/2	----

**O-RING FACE SEAL ADAPTER**

**CONFORMANCE**

- SAE J1453

**MATERIALS**

- Steel- SAE 12L14 carbon steel trivalent chrome plated or clear silver finish.

**WORKING PRESSURES**

The following table lists the recommended working pressures for steel O-ring Face Seal tube fittings made in accordance with SAE standard J1943. Many factors such as impulsing, vibration, mechanical shock and overtightening may affect the integrity of fitting connections. SAE recommends sufficient testing be conducted to assure that performance levels will be safe and satisfactory, especially if installed in systems operating at elevated pressures or in severe conditions. When using fittings with different size or thread type, use lower pressure rating of the two threads.

**Caution: O-ring Face Seal fittings are not designed to provide structural support for other components.**

**SAE J1453 O-RING FACE SEAL FITTINGS PRESSURE RATINGS**

Dash Size	Flared Thread Size	4 TO 1 Minimum Burst PSI
-4	9/16-18	6000
-6	11/16-16	6000
-8	13/16-16	6000
-10	1-14	6000
-12	1-3/16-12	6000
-16	1-7/16-12	6000
-20	1-11/16-12	4000
-24	2-12	4000

**SAE J1453 O-RING FACE SEAL PRESSURE RATINGS FOR STRAIGHT THREAD PORT**

Dash Size	Flared Thread Size	4 TO 1 Straight	Minimum Burst Adjustable
-4	9/16-18	6000	6000
-6	11/16-16	6000	6000
-8	13/16-16	6000	6000
-10	1-14	6000	6000
-12	1-3/16-12	6000	6000
-16	1-7/16-12	6000	5000
-20	1-11/16-12	4000	4000
-24	2-12	4000	3000

**O-RING FACE SEAL ASSEMBLY INSTRUCTIONS**

**RECOMMENDED**

- Step 1.** Lubricate the threads and the entire surface of the face seal o-ring
- Step 2.** Install o-ring into face seal groove.
- Step 3.** Place matting face seal flange against o-ring and finger tighten face seal flange nut.
- Step 4.** Torque flange nut to the value in the following table.

Dash Size	Flared Thread Size	Torque Foot/Lbs.
-4	9/16-20	10
-6	11/16-16	20
-8	13/16-16	32
-10	1-14	46
-12	1-3/16-12	65
-16	1-7/16-12	92
-20	1-7/8-12	125
-24	2-12	150

**ALTERNATE ASSEMBLY METHOD**

- Step 1.** If torque method not possible, follow steps 1-3 above, then proceed to the steps below.
- Step 2.** Lightly wrench tighten the nut until there is firm resistance.
- Step 3.** Place a wrench on wrench pad next to nut as near the 6 o'clock as possible.
- Step 4.** Place second wrench on nut as near the 3 o'clock position as possible.
- Step 5.** Turn nut clockwise to no less than half way to the 4 o'clock position and no more than the 6 o'clock position.

**WHY WET TORQUE?**

Due to the difference in plating types and thickness, materials, and thread quality of different components, the coefficient of friction varies greatly on any given assembly. Lubrication not only produces a more consistent coefficient of friction, it increases clamping force on sealing area with less torque on the threads. Overtightening causes threads to yield, deform and lose their ability to maintain an adequate load or clamping force on the seating area. Extended operation and severe conditions cause further yielding which results in leaks. Overtightening is the single greatest cause for leaks in metal to metal seat hydraulic connections. It is our firm position, that to not wet torque, is to compromise consistency and quality for convenience.

Torque Values: The torque values provided are to provide benchmarks that we believe give optimum results for leak free connections. Actual torque val-

# HYDRAULIC ADAPTERS

# O-RING FACE SEAL ADAPTERS

## BRAZE TUBE NUT (SLEEVE REQUIRED)

SAE 520110

FF318  
FF1311



Part #	Tube O.D.	Braze Tube O.D.	
FSO318-4	1/4	.25	----
FSO318-6	3/8	.38	----
FSO318-8	1/2	.50	----
FSO318-10	5/8	.62	----
FSO318-12	3/4	.72	----
FSO318-16	1	1.00	----
FSO318-20	1 1/4	1.25	----
FSO318-24	1 1/2	1.50	----

## BRAZE TUBE SLEEVE

SAE 520115

FF319  
FF3019



Part #	Tube O.D.	
FSO319-4	1/4	----
FSO319-6	3/8	----
FSO319-8	1/2	----
FSO319-10	5/8	----
FSO319-12	3/4	----
FSO319-16	1	----
FSO319-20	1-1/4	----
FSO319-24	1-1/2	----

*Also available in Stainless Steel*

*See Page 310 for JIC Nut and Sleeve*

If you eat a frog first thing in the morning,  
the rest of your day will be wonderful.

- Mark Twain

## BRAZE TUBE UNION

SAE 520104

FF403



Part #	Braze Port	Flat Face Thread	
FSO403-4-4	1/4	9/16-18	----
FSO403-6-6	3/8	11/16-16	----
FSO403-8-8	1/2	13/16-16	----
FSO403-10-10	5/8	1-14	----
FSO403-12-12	3/4	1-3/8-12	----
FSO403-16-16	1	1-7/16-12	----
FSO403-20-20	1-1/4	1-11/16-12	----
FSO403-24-24	1-1/2	2-12	----

*More sizes available*

## CAP

SAE 520112

FF304C



Part #	Tube O.D.	Flat Face Thread	
FSO304-C-4	1/4	9/16-18	----
FSO304-C-6	3/8	11/16-16	----
FSO304-C-8	1/2	13/16-16	----
FSO304-C-10	5/8	1-14	----
FSO304-C-12	3/4	1-3/8-12	----
FSO304-C-16	1	1-7/16-12	----
FSO304-C-20	1-1/4	1-11/16-12	----
FSO304-C-24	1-1/2	2-12	----

## PLUG

SAE 520109

FF2408  
FF1254



Part #	Tube O.D.	Flat Face Thread	
FSO2408-4	1/4	9/16-18	----
FSO2408-6	3/8	11/16-16	----
FSO2408-8	1/2	13/16-16	----
FSO2408-10	5/8	1-14	----
FSO2408-12	3/4	1-3/8-12	----
FSO2408-16	1	1-7/16-12	----
FSO2408-20	1-1/4	1-11/16-12	----
FSO2408-24	1-1/2	2-12	----



# O-RING FACE SEAL ADAPTERS

# HYDRAULIC ADAPTERS

## O-RING FACE SEAL ADAPTERS

### MALE CONNECTOR

SAE 520102

FF2404  
FF1202



Part #	Flat Face Thread 1	Male Pipe Thread 2	
FSO2404-4-4	9/16-18	1/8	----
FSO2404-4-6	9/16-18	3/8	----
FSO2404-6-4	11/16-16	1/4	----
FSO2404-6-6	11/16-16	3/8	----
FSO2404-8-4	13/16-16	1/4	----
FSO2404-8-6	13/16-16	3/8	----
FSO2404-8-8	13/16-16	1/2	----
FSO2404-10-8	1-14	1/2	----
FSO2404-12-12	1-3/16-12	3/4	----
FSO2404-16-16	1-7/16-12	1	----
FSO2404-20-20	1-11/16-12	1-1/4	----
FSO2404-24-24	2-12	1-1/2	----

*Also available in Stainless Steel*

*More sizes available*

### MALE ELBOW

SAE 520202

FF2501  
FF1208



Part #	Flat Face Thread 1	Male Pipe Thread 2	
FS2501-4-4	9/16-18	1/4	----
FS2501-6-4	11/16-16	1/4	----
FS2501-6-6	11/16-16	3/8	----
FS2501-8-6	13/16-16	3/8	----
FS2501-8-8	13/16-16	1/2	----
FS2501-8-12	13/16-16	3/4	----
FS2501-10-8	1-14	1/2	----
FS2501-10-12	1-14	3/4	----
FS2501-12-8	1-3/8-12	1/2	----
FS2501-12-12	1-3/8-12	3/4	----
FS2501-12-16	1-3/8-12	1	----
FS2501-16-12	1-7/16-12	3/4	----
FS2501-16-16	1-7/16-12	1	----
FS2501-20-20	1-11/16-12	1-1/4	----
FS2501-24-24	2-12	1-1/2	----

*Also available in Stainless Steel*

*More sizes available*

## STRAIGHT THREAD CONNECTOR

SAE 520120

FF6400  
FF1231



Part #	Flat Face Thread 1	O-Ring Thread 2	
FS6400-O-4-4	9/16-18	7/16-20	----
FS6400-O-4-6	9/16-18	9/16-18	----
FS6400-O-6-4	11/16-16	7/16-20	----
FS6400-O-6-6	11/16-16	9/16-18	----
FS6400-O-6-8	11/16-16	3/4-16	----
FS6400-O-8-6	13/16-16	9/16-18	----
FS6400-O-8-8	13/16-16	3/4-16	----
FS6400-O-8-10	13/16-16	7/8-14	----
FS6400-O-10-8	1-14	3/4-16	----
FS6400-O-10-10	1-14	7/8-14	----
FS6400-O-10-12	1-14	1-1/16-12	----
FS6400-O-12-8	1-3/16-12	3/4-16	----
FS6400-O-12-10	1-3/16-12	7/8-14	----
FS6400-O-12-12	1-3/16-12	1-1/16-12	----
FS6400-O-12-16	1-3/16-12	1-5/16-12	----
FS6400-O-16-12	1-7/16-12	1-1/16-12	----
FS6400-O-16-16	1-7/16-12	1-5/16-12	----
FS6400-O-16-20	1-7/16-12	1-5/8-12	----
FS6400-O-20-20	1-11/16-12	1-5/8-12	----
FS6400-O-20-24	1-11/16-12	1-7/8-12	----
FS6400-O-24-20	2-12	1-5/8-12	----
FS6400-O-24-24	2-12	1-7/8-12	----

*Also available in Stainless Steel*

### MALE FLAT FACE TO FEMALE 37 ° SWIVEL

FF6402  
FF1294



Part #	Flat Face Thread 1	JIC Thread 2	
FS6402-4-4	9/16-18	7/16-20	----
FS6402-6-6	11/16-16	9/16-18	----
FS6402-8-8	13/16-16	3/4-16	----
FS6402-10-10	1-14	7/8-14	----
FS6402-12-12	1-3/16-12	1-1/16-12	----
FS6402-16-16	1-7/16-12	1-5/16-12	----

*More sizes available*



## HYDRAULIC ADAPTERS

## O-RING FACE SEAL ADAPTERS

### SWIVEL NUT ELBOW



FF6500  
FF1236

Part #	Flat Face Thread 1	Flat Face Thread 2	
FS6500-4-4	9/16-18	9/16-18	----
FS6500-6-6	11/16-16	11/16-16	----
FS6500-8-8	13/16-16	13/16-16	----
FS6500-10-10	1-14	1-14	----
FS6500-12-12	1-3/16-12	1-3/16-12	----
FS6500-16-16	1-7/16-12	1-7/16-12	----
FS6500-20-20	1-11/16-12	1-11/16-12	----
FS6500-24-24	2-12	2-12	----

*More sizes available*

*Also available in Stainless Steel*

### MALE JIC 37° FLARE TO FEMALE FLAT FACE SWIVEL



FF6504  
FF1296

Part #	JIC Thread Size 1	Flat Face Thread 2	
FS6504-4-4	7/16-20	9/16-18	----
FS6504-6-6	9/16-18	11/16-16	----
FS6504-8-8	3/4-16	13/16-16	----
FS6504-10-10	7/8-14	1-14	----
FS6504-12-12	1-1/16-12	1-3/16-12	----
FS6504-16-16	1-5/16-12	1-7/16-12	----

*More sizes available*

Your manuscript is both good and original, but the part that is good is not original and the part that is original is not good.

**- Samuel Johnson**

### O-RING ELBOW CONNECTOR



FF6801  
FF1238

Part #	Flat Face Thread 1	O-Ring Thread 2	
FS6801-4-4	9/16-18	7/16-20	----
FS6801-4-6	9/16-18	9/16-18	----
FS6801-6-4	11/16-16	7/16-20	----
FS6801-6-6	11/16-16	9/16-18	----
FS6801-6-8	11/16-16	3/4-16	----
FS6801-8-6	13/16-16	9/16-18	----
FS6801-8-8	13/16-16	3/4-16	----
FS6801-8-10	13/16-16	7/8-14	----
FS6801-10-8	1-14	3/4-16	----
FS6801-10-10	1-14	7/8-14	----
FS6801-10-12	1-14	1-1/16-12	----
FS6801-12-10	1-3/16-12	7/8-14	----
FS6801-12-12	1-3/16-12	1-1/16-12	----
FS6801-12-16	1-3/16-12	1-5/16-12	----
FS6801-16-12	1-7/16-12	1-1/16-12	----
FS6801-16-16	1-7/16-12	1-5/16-12	----
FS6801-16-20	1-7/16-12	1-5/8-12	----
FS6801-20-16	1-11/16-12	1-5/16-12	----
FS6801-20-20	1-11/16-12	1-5/8-12	----
FS6801-24-24	2-12	1-7/8-12	----

*More sizes available*

*Also available in Stainless Steel*

### STRAIGHT THREAD SWIVEL NUT ELBOW



FF6809  
FF1239

Part #	O-Ring Thread 1	Flat Face Thread 2	
FS6809-4-4	7/16-20	9/16-18	----
FS6809-6-6	9/16-18	11/16-16	----
FS6809-8-8	3/4-16	13/16-16	----
FS6809-10-10	7/8-14	1-14	----
FS6809-12-12	1-1/16-12	1-3/16-12	----
FS6809-16-16	1-5/16-12	1-7/16-12	----

*More sizes available*

# STEEL BSPT ADAPTERS

# HYDRAULIC ADAPTERS

## STEEL BSPT ADAPTERS


### JIC MALE CONNECTOR BSPT



Part #	JIC Thread Size 1	Male BSPT 2	
7000-4-2	7/16-20	1/8-28	----
7000-4-4	7/16-20	1/4-19	----
7000-6-4	9/16-18	1/4-19	----
7000-6-6	9/16-18	3/8-19	----
7000-6-8	9/16-18	1/2-14	----
7000-8-6	3/4-16	3/8-19	----
7000-8-8	3/4-16	1/2-14	----
7000-8-12	3/4-16	3/4-14	----
7000-10-8	7/8-14	1/2-14	----
7000-10-12	7/8-14	3/4-14	----
7000-12-8	1-1/16-12	1/2-14	----
7000-12-12	1-1/16-12	3/4-14	----
7000-16-16	1-5/16-12	1-11	----
7000-20-20	1-5/8-12	1-1/4-11	----

More sizes available

### JIC MALE ELBOW BSPT



Part #	JIC Thread Size 1	Male BSPT 2	
7200-4-2	7/16-20	1/8-28	----
7200-4-4	7/16-20	1/4-19	----
7200-6-4	9/16-18	1/4-19	----
7200-6-6	9/16-18	3/8-19	----
7200-6-8	9/16-18	1/2-14	----
7200-8-6	3/4-16	3/8-19	----
7200-8-8	3/4-16	1/2-14	----
7200-10-8	7/8-14	1/2-14	----
7200-12-12	1-1/16-12	3/4-14	----
7200-16-16	1-5/16-12	1-11	----
7200-20-20	1-5/8-12	1-1/4-11	----

More sizes available

### BSPT HEX NIPPLE



Part #	Male BSPT 1	Male BSPT 2	
7520-2-2	1/8-28	1/8-28	----
7520-4-4	1/4-19	1/4-19	----
7520-6-6	3/8-19	3/8-19	----
7520-8-8	1/2-14	1/2-14	----
7520-10-10	5/8-14	5/8-14	----
7520-12-12	3/4-14	3/4-14	----

More sizes available

### BSPT PLUG



Part #	BSPT	
9508-2	1/8-28	----
9508-4	1/4-19	----
9508-6	3/8-19	----
9508-8	1/2-14	----
9508-12	3/4-14	----
9508-16	1-11	----

More sizes available

## STEEL BSPP ADAPTERS

### BSPP HEX NIPPLE



Part #	Male BSPP 1	Male BSPP 2	
7420-2-2	1/8-28	1/8-28	----
7420-4-2	1/4-19	1/8-28	----
7420-6-4	3/8-19	1/4-19	----
7420-6-6	3/8-19	3/8-19	----
7420-8-6	1/2-14	3/8-19	----
7420-8-8	1/2-14	1/2-14	----
7420-10-8	5/8-14	1/2-14	----
7420-12-8	3/4-14	1/2-14	----
7420-12-12	3/4-14	3/4-14	----
7420-16-12	1-11	3/4-14	----
7420-16-16	1-11	1-11	----
7420-20-16	1-1/4-11	1-11	----
7420-20-20	1-1/4-11	1-1/4-11	----

# HYDRAULIC ADAPTERS

# STEEL BSPP ADAPTERS

## BSPP COUPLING



3425  
FB

Part #	BSPP	
7425-2	1/8-28	----
7425-4	1/4-19	----
7425-8	1/2-14	----
7425-10	5/8-14	----
7425-12	3/4-14	----
7425-16	1-11	----

*Reducing sizes available*

## JIC TO FEMALE BSPP STRAIGHT SWIVEL



3240  
MJFBS

Part #	JIC Thread Size 1	Female BSPP Swivel 2	
7240-4	7/16-20	1/4-19	----
7240-6	9/16-18	3/8-19	----
7240-8	3/4-16	1/2-14	----
7240-10	7/8-14	5/8-14	----
7240-12	1-1/16-12	3/4-14	----
7240-16	1-5/16-12	1-11	----

*More sizes available*

## JIC TO BSPP MALE ELBOW



3801  
315

Part #	JIC Thread Size 1	Male BSPP 2	
7202-NWO-4-2	7/16-20	1/8-28	----
7202-NWO-4-4	7/16-20	1/4-19	----
7202-NWO-6-4	9/16-18	1/4-19	----
7202-NWO-6-6	9/16-18	3/8-19	----
7202-NWO-6-8	9/16-18	1/2-14	----
7202-NWO-8-6	3/4-16	3/8-19	----
7202-NWO-8-8	3/4-16	1/2-14	----
7202-NWO-8-12	3/4-16	3/4-14	----
7202-NWO-10-8	7/8-14	1/2-14	----
7202-NWO-12-12	1-1/16-12	3/4-14	----
7202-NWO-12-16	1-1/16-12	1-11	----
7202-NWO-16-16	1-5/16-12	1-11	----
7202-NWO-20-20	1-5/8-12	1-1/4-11	----
7202-NWO-24-24	1-7/8-12	1-1/2-11	----

## JIC TO BSPP 45° ELBOW



3802  
35J

Part #	JIC Thread Size 1	Male BSPP 2	
7802-4	7/16-20	1/4-19	----
7802-6	9/16-18	3/8-19	----
7802-8	3/4-16	1/2-14	----
7802-12	1-1/16-12	3/4-14	----
7802-16	1-5/16-12	1-11	----

## BSPP TO MALE PIPE NIPPLE



MBMP  
3825

Part #	Male BSPP Size 1	Male Pipe Thread Size 2	
7825-2	1/8-28	1/8	----
7825-4	1/4-19	1/4	----
7825-6	3/8-19	3/8	----
7825-8	1/2-14	1/2	----
7825-12	3/4-14	3/4	----
7825-16	1-11	1	----
7825-20	1-1/4-11	1-1/4	----

*More sizes available*

## JIC TO BSPP MALE CONNECTOR



30J  
3800

Part #	JIC Thread Size 1	Male BSPP 2	
7002-4-2	7/16-20	1/8-28	----
7002-4-4	7/16-20	1/4-19	----
7002-4-6	7/16-20	3/8-19	----
7002-4-8	7/16-20	1/2-14	----
7002-6-4	9/16-18	1/4-19	----
7002-6-6	9/16-18	3/8-19	----
7002-6-8	9/16-18	1/2-14	----
7002-8-6	3/4-16	3/8-19	----
7002-8-8	3/4-16	1/2-14	----
7002-8-12	3/4-16	3/4-14	----
7002-10-8	7/8-14	1/2-14	----
7002-12-12	1-1/16-12	3/4-14	----
7002-12-16	1-1/16-12	1-11	----
7002-16-16	1-5/16-12	1-11	----
7002-20-20	1-5/8-12	1-1/4-11	----
7002-24-24	1-7/8-12	1-1/2-11	----

*More sizes available*

# STEEL BSPP / METRIC ADAPTERS

# HYDRAULIC ADAPTERS

## JIC TO BSPP STRAIGHT SWIVEL



Part #	JIC Thread Size 1	Male BSPP 2	
7022-4-2	7/16-20	1/8-28	----
7022-4-4	7/16-20	1/4-19	----
7022-6-4	9/16-18	1/4-19	----
7022-6-6	9/16-18	3/8-19	----
7022-8-6	3/4-16	3/8-19	----
7022-8-8	3/4-16	1/2-14	----
7022-10-8	7/8-14	1/2-14	----
7022-12-12	1-1/16-12	3/4-14	----
7022-16-16	1-5/16-12	1-11	----

More sizes available

## HEX HEAD PLUG BSPP




Part #	Male BSPP	
9522-P-2	1/8-28	----
9522-P-4	1/4-19	----
9522-P-6	3/8-19	----
9522-P-8	1/2-14	----
9522-P-12	3/4-14	----
9522-P-16	1-11	----
9522-P-20	1-1/4-11	----

## HOLLOW HEX PLUG BSPP



Part #	Male BSPP	
9522-H-2	1/8-28	----
9522-H-4	1/4-19	----
9522-H-6	3/8-19	----
9522-H-8	1/2-14	----
9522-H-12	3/4-14	----
9522-H-16	1-11	----
9522-H-20	1-1/4-11	----

## FEMALE ADAPTER BSPP




Part #	Female Pipe 1	Male BSPP 2	
7042-2-2	1/8	1/8-28	----
7042-4-2	1/4	1/8-28	----
7042-4-4	1/4	1/4-19	----
7042-6-6	3/8	3/8-19	----
7042-8-8	1/2	1/2-14	----
7042-12-12	3/4	3/4-14	----
7042-16-16	1	1-11	----
7042-20-20	1-1/4	1-1/4-11	----
7042-24-24	1-1/2	1-1/2-11	----

More sizes available

# STEEL METRIC ADAPTERS

## MALE CONNECTOR



Port-seal crush washer and O-ring included

Part #	JIC Thread Size 1	Metric Thread 2	
7005-4-10	7/16-20	10x1.0	----
7005-4-12	7/16-20	12x1.5	----
7005-4-14	7/16-20	14x1.5	----
7005-4-18	7/16-20	18x1.5	----
7005-5-10	1/2-20	10x1.0	----
7005-5-12	1/2-20	12x1.5	----
7005-5-14	1/2-20	14x1.5	----
7005-6-14	9/16-18	14x1.5	----
7005-6-16	9/16-18	16x1.5	----
7005-6-18	9/16-18	18x1.5	----
7005-8-16	3/4-16	16x1.5	----
7005-8-18	3/4-16	18x1.5	----
7005-8-22	3/4-16	22x1.5	----
7005-10-18	7/8-14	18x1.5	----
7005-10-20	7/8-14	20x1.5	----
7005-10-22	7/8-14	22x1.5	----
7005-12-22	1-1/16-12	22x1.5	----
7005-12-27	1-1/16-12	27x2.0	----
7005-14-26	1-3/16-12	26x1.5	----
7005-16-27	1-5/16-12	27x2.0	----
7005-16-33	1-5/16-12	33x2.0	----
7005-20-42	1-5/8-12	42x2.0	----
7005-24-48	1-7/8-12	48x2.0	----

# HYDRAULIC ADAPTERS

# STEEL METRIC ADAPTERS

## MALE ELBOW



7801  
315 (R)

Port-seal crush washer  
and O-ring included

Part #	JIC Thread Size 1	Metric Thread 2	
7205-NWO-4-10	7/16-20	10x1.0	----
7205-NWO-4-12	7/16-20	12x1.5	----
7205-NWO-4-14	7/16-20	14x1.5	----
7205NWO-5-12	1/2-20	12x1.5	----
7205-NWO-6-14	9/16-18	14x1.5	----
7205-NWO-6-16	9/16-18	16x1.5	----
7205-NWO-8-16	3/4-16	16x1.5	----
7205-NWO-8-18	3/4-16	18x1.5	----
7205-NWO-8-22	3/4-16	22x1.5	----
7205-NWO-10-18	7/8-14	18x1.5	----
7205-NWO-10-20	7/8-14	20x1.5	----
7205-NWO-10-22	7/8-14	22x1.5	----
7205-NWO-12-22	1-1/16-12	22x1.5	----
7205-NWO-12-27	1-1/16-12	27x2.0	----
7205-NWO-16-27	1-5/16-12	27x2.0	----
7205-NWO-16-33	1-5/16-12	33x2.0	----
7205-NWO-20-42	1-5/8-12	42x2.0	----

## STRAIGHT SWIVEL



7402  
30JS (R)

Part #	JIC Thread Size 1	Metric Thread 2	
7025-4-10	7/16-20	10x1.0	----
7025-4-12	7/16-20	12x1.5	----
7025-5-12	1/2-20	12x1.5	----
7025-6-14	9/16-18	14x1.5	----
7025-6-16	9/16-18	16x1.5	----
7025-8-16	3/4-16	16x1.5	----
7025-10-22	7/8-14	22x1.5	----
7025-12-27	1-1/16-12	27x2.0	----
7025-16-33	1-5/16-12	33x2.0	----

## HEX HEAD PLUG METRIC PARALLEL



7408

Part #	Metric Thread	
8555-P-10	10x1.0	----
8555-P-12	12x1.5	----
8555-P-14	14x1.5	----
8555-P-16	16x1.5	----
8555-P-18	18x1.5	----
8555-P-20	20x1.5	----
8555-P-22	22x1.5	----
8555-P-26	26x1.5	----
8555-P-30	30x1.5	----

## HOLLOW HEX HEAD PLUG METRIC PARALLEL



7408 HHP

Part #	Metric Thread	
8555-H-10	10x1.0	----
8555-H-12	12x1.5	----
8555-H-14	14x1.5	----
8555-H-16	16x1.5	----
8555-H-18	18x1.5	----
8555-H-20	20x1.5	----
8555-H-22	22x1.5	----
8555-H-26	26x1.5	----
8555-H-30	30x1.5	----

More sizes available

## FEMALE ADAPTER

MMFP (R)



Part #	Female Pipe Thread 1	Metric Thread 2	
7045-2-10	1/8	10x1.0	----
7045-4-12	1/4	12x1.5	----
7045-4-14	1/4	14x1.5	----
7045-6-16	3/8	16x1.5	----
7045-6-18	3/8	18x1.5	----
7045-8-16	1/2	16x1.5	----
7045-8-18	1/2	18x1.5	----
7045-8-22	1/2	22x1.5	----
7045-12-27	3/4	27x2.0	----
7045-16-33	1	33x2.0	----
7045-20-42	1-1/4	42x2.0	----

More sizes available

# HIGH PRESSURE SWIVELS 3000 PSI

# HYDRAULIC ADAPTERS

## HIGH PRESSURE SWIVELS

### MALE CONNECTOR



Part #	JIC Thread Size 1	Male Pipe Thread 2	
HP2404-6-4	9/16-18	1/4	----
HP2404-8-6	3/4-16	3/8	----
HP2404-10-8	7/8-14	1/2	----
HP2404-12-12	1-1/16-12	3/4	----
HP2404-16-16	1-5/16-12	1	----
HP2404-20-20	1-5/8-12	1-1/4	----
HP2404-24-24	1-7/8-12	1-1/2	----

### FEMALE CONNECTOR



Part #	JIC Thread Size 1	Female Pipe Thread 2	
HP2405-6-4	9/16-18	1/4	----
HP2405-8-6	3/4-16	3/8	----
HP2405-10-8	7/8-14	1/2	----
HP2405-12-12	1-1/16-12	3/4	----
HP2405-16-16	1-5/16-12	1	----
HP2405-20-20	1-5/8-12	1-1/4	----
HP2405-24-24	1-7/8-12	1-1/2	----

### TUBE ADAPTER



Part #	JIC Thread Size 1	JIC Thread Size 2	
HP2406-6-6	9/16-18	9/16-18	----
HP2406-8-8	3/4-16	3/4-16	----
HP2406-10-10	7/8-14	7/8-14	----
HP2406-12-12	1-1/16-12	1-1/16-12	----
HP2406-14-14	1-3/16-12	1-3/16-12	----
HP2406-16-16	1-5/16-12	1-5/16-12	----
HP2406-20-20	1-5/8-12	1-5/8-12	----
HP2406-24-24	1-7/8-12	1-7/8-12	----
HP2406-32-32	2-1/2-12	2-1/2-12	----

### MALE ELBOW



Part #	JIC Thread Size 1	Male Pipe Thread 2	
HP2501-6-4	9/16-18	1/4	----
HP2501-6-6	9/16-18	3/8	----
HP2501-8-6	3/4-16	3/8	----
HP2501-8-8	3/4-16	1/2	----
HP2501-10-8	7/8-14	1/2	----
HP2501-12-12	1-1/16-12	3/4	----
HP2501-16-16	1-5/16-12	1	----
HP2501-20-20	1-5/8-12	1-1/4	----
HP2501-24-24	1-7/8-12	1-1/2	----
HP2501-32-32	2-1/2-12	2	----

### FEMALE ELBOW



Part #	JIC Thread Size 1	Female Pipe Thread 2	
HP2502-6-4	9/16-18	1/4	----
HP2502-6-6	9/16-18	3/8	----
HP2502-8-6	3/4-16	3/8	----
HP2502-10-8	7/8-14	1/2	----
HP2502-12-12	1-1/16-12	3/4	----
HP2502-16-16	1-5/16-12	1	----
HP2502-20-20	1-5/8-12	1-1/4	----
HP2502-24-24	1-7/8-12	1-1/2	----
HP2502-32-32	2-1/2-12	2	----

### PIPE ADAPTER



Part #	Male Pipe Thread 1	Female Pipe Thread 2	
HP5405-4-4	1/4	1/4	----
HP5405-6-6	3/8	3/8	----
HP5405-8-8	1/2	1/2	----
HP5405-12-12	3/4	3/4	----
HP5405-16-16	1	1	----
HP5405-20-20	1-1/4	1-1/4	----
HP5405-24-24	1-1/2	1-1/2	----
HP5405-32-32	2	2	----

Also available in Stainless Steel

# HYDRAULIC ADAPTERS

# HIGH PRESSURE SWIVELS 3000 PSI

## PIPE COUPLING



Part #	Female Pipe Thread 1	Female Pipe 2	
HP5000-4-4	1/4	1/4	----
HP5000-6-6	3/8	3/8	----
HP5000-8-8	1/2	1/2	----
HP5000-12-12	3/4	3/4	----
HP5000-16-16	1	1	----
HP5000-20-20	1-1/4	1-1/4	----
HP5000-24-24	1-1/2	1-1/2	----
HP5000-32-32	2	2	----

Also available in Stainless Steel

## MALE SWIVEL ELBOW



Part #	Male Pipe Thread 1	Female NPSM 2	
HP1501-4-4	1/4	1/4	----
HP1501-4-6	1/4	3/8	----
HP1501-6-4	3/8	1/4	----
HP1501-6-6	3/8	3/8	----
HP1501-8-8	1/2	1/2	----
HP1501-12-12	3/4	3/4	----
HP1501-16-16	1	1	----
HP1501-20-20	1-1/4	1-1/4	----
HP1501-24-24	1-1/2	1-1/2	----
HP1501-32-32	2	2	----

Also available in Stainless Steel

## FEMALE SWIVEL ELBOW



Part #	Female Pipe Thread 1	Female NPSM 2	
HP1502-4-4	1/4	1/4	----
HP1502-4-6	1/4	3/8	----
HP1502-6-4	3/8	1/4	----
HP1502-6-6	3/8	3/8	----
HP1502-8-8	1/2	1/2	----
HP1502-12-12	3/4	3/4	----
HP1502-16-16	1	1	----
HP1502-20-20	1-1/4	1-1/4	----
HP1502-24-24	1-1/2	1-1/2	----
HP1502-32-32	2	2	----

Also available in Stainless Steel

## STREET ELBOW



Part #	Male Pipe Thread 1	Female Pipe Thread 2	
HP5502-4-4	1/4	1/4	----
HP5502-4-6	1/4	3/8	----
HP5502-6-4	3/8	1/4	----
HP5502-6-6	3/8	3/8	----
HP5502-8-8	1/2	1/2	----
HP5502-12-12	3/4	3/4	----
HP5502-16-16	1	1	----
HP5502-20-20	1-1/4	1-1/4	----
HP5502-24-24	1-1/2	1-1/2	----
HP5502-32-32	2	2	----

Also available in Stainless Steel

## JIC TO O-RING ELBOW CONNECTOR



Part #	JIC Thread Size 1	O-Ring Thread 2	
HP6801-6-6	9/16-18	9/16-18	----
HP6801-6-8	9/16-18	3/4-16	----
HP6801-8-8	3/4-16	3/4-16	----
HP6801-10-10	7/8-14	7/8-14	----
HP6801-12-12	1-1/16-12	1-1/16-12	----
HP6801-16-16	1-5/16-12	1-5/16-12	----
HP6801-20-20	1-5/8-12	1-5/8-12	----
HP6801-24-24	1-7/8-12	1-7/8-12	----
HP6801-32-32	2-1/2-12	2-1/2-12	----

\* Live swivel is on the 2 side as pictured.



# STEEL BEADED HOSE INSERTS

# HYDRAULIC ADAPTERS

## STEEL BEADED HOSE INSERTS

### MALE PIPE HOSE INSERT

SAE 430160



Part #	Hose I.D.		Pipe Thread
	1	2	
4404-4-2	1/4	1/8	----
4404-4-4	1/4	1/4	----
4404-5-2	5/16	1/8	----
4404-6-4	3/8	1/4	----
4404-6-6	3/8	3/8	----
4404-8-6	1/2	3/8	----
4404-8-8	1/2	1/2	----
4404-10-8	5/8	1/2	----
4404-12-12	3/4	3/4	----
4404-16-12	1	3/4	----
4404-16-16	1	1	----
4404-20-20	1-1/4	1-1/4	----
4404-24-20	1-1/2	1-1/4	----
4404-24-24	1-1/2	1-1/2	----
4404-32-32	2	2	----

More sizes available

### 90° PIPE HOSE INSERT

SAE 430260



Part #	Hose I.D.		Pipe Thread
	1	2	
4501-4-2	1/4	1/8	----
4501-4-4	1/4	1/4	----
4501-5-2	5/16	1/8	----
4501-6-2	3/8	1/4	----
4501-6-6	3/8	3/8	----
4501-8-6	1/2	3/8	----
4501-8-8	1/2	1/2	----
4501-10-8	5/8	1/2	----
4501-12-12	3/4	3/4	----
4501-16-12	1	3/4	----
4501-16-16	1	1	----
4501-20-16	1-1/4	1	----
4501-20-20	1-1/4	1-1/4	----
4501-24-24	1-1/2	1-1/2	----
4501-32-32	2	2	----

More sizes available

### 45° PIPE HOSE INSERT


SAE 430360



Part #	Hose I.D.		Pipe Thread
	1	2	
4503-4-2	1/4	1/8	----
4503-6-4	3/8	1/4	----
4503-8-6	1/2	3/8	----
4503-10-8	5/8	1/2	----
4503-12-12	3/4	3/4	----
4503-16-16	1	1	----
4503-20-20	1-1/4	1-1/4	----

More sizes available

### 90° O-RING HOSE INSERT



Part #	Hose I.D.		O-Ring Thread 2
	1	2	
4601-NWO-4	1/4	7/16-20	----
4601-NWO-5	5/16	1/2-20	----
4601-NWO-6	3/8	9/16-18	----
4601-NWO-8	1/2	3/4-16	----
4601-NWO-10	5/8	7/8-14	----
4601-NWO-10-8	5/8	3/4-16	----
4601-NWO-12	3/4	1-1/16-12	----
4601-NWO-16	1	1-5/16-12	----
4601-NWO-16-12	1	1-1/16-12	----
4601-NWO-20	1-1/4	1-5/8-12	----
4601-NWO-24	1-1/2	1-7/8-12	----
4601-NWO-24-20	1-1/2	1-5/8-12	----
4601-NWO-32	2	2-1/2-12	----

More sizes available



## 45° O-RING HOSE INSERT



Part #	Hose I.D. 1	O-Ring Thread 2	
4603-NWO-4	1/4	7/16-20	----
4603-NWO-6	3/8	9/16-18	----
4603-NWO-8	1/2	3/4-16	----
4603-NWO-10	5/8	7/8-14	----
4603-NWO-12	3/4	1-1/12-12	----
4603-NWO-16	1	1-5/16-12	----
4603-NWO-20	1-1/4	1-5/8-12	----
4603-NWO-20-16	1-1/4	1-5/16-12	----
4603-NWO-20-24	1-1/4	1-7/8-12	----
4603-NWO-24	1-1/2	1-7/8-12	----
4603-NWO-24-20	1-1/2	1-5/8-12	----
4603-NWO-32	2	2-1/2-12	----

*More sizes available*

## O-RING HOSE INSERT



Part #	Hose I.D. 1	O-Ring Thread 2	
4604-O-4	1/4	7/16-20	----
4604-O-5	5/16	1/2-20	----
4604-O-6	3/8	9/16-18	----
4604-O-8	1/2	3/4-16	----
4604-O-10	5/8	7/8-14	----
4604-O-10-8	5/8	3/4-16	----
4604-O-12	3/4	1-1/16-12	----
4604-O-16	1	1-5/16-12	----
4604-O-16-12	1	1-1/16-12	----
4604-O-20	1-1/4	1-5/8-12	----
4604-O-20-16	1-1/4	1-5/16-12	----
4604-O-24	1-1/2	1-7/8-12	----
4604-O-24-20	1-1/2	1-5/8-12	----

*More sizes available*

**Aphorism:** A short, pointed sentence expressing a wise or clever observation or general truth:

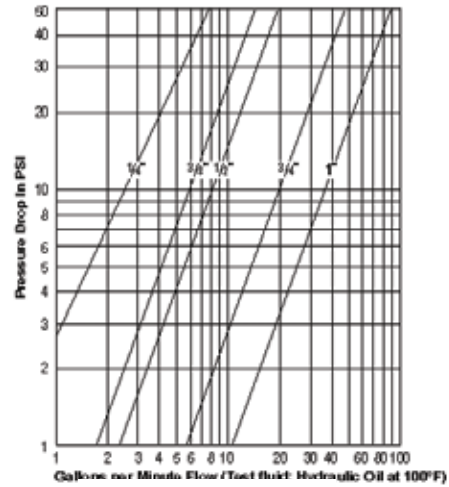
1. The nicest thing about the future is that it always starts tomorrow.
2. Money will buy a fine dog but only kindness will make him wag his tail.
3. If you don't have a sense of humor, you probably don't have any sense.
4. Seat belts are not as confining as wheelchairs.
5. A good time to keep your mouth shut is when you're in deep water.
6. How come it takes so little time for a child who is afraid of the dark to become a teenager who wants to stay out all night?
7. Business conventions are important because they demonstrate how many people a company can operate without.
8. Why is it that at class reunions you feel younger than everyone else looks?
9. Scratch a cat and you will have a permanent job.
10. No one has more driving ambition than the boy who wants to buy a car.
11. There are no new sins; the old ones just get more publicity.
12. There are worse things than getting a call for a wrong number at 4 AM. It could be a right number.
13. No one ever says 'It's only a game.' when their team is winning.
14. I've reached the age where the happy hour is a nap.
15. Be careful reading the fine print. There's no way you're going to like it.
16. The trouble with bucket seats is that not everybody has the same size bucket.
17. Do you realize that in about 40 years, we'll have thousands of old ladies running around with tattoos? (And rap music will be Golden Oldies!)
18. Money can't buy happiness -- but somehow it's more comfortable to cry in a Corvette than in a Yugo.
19. After 60, if you don't wake up aching in every joint, you are probably dead!!
20. Always be yourself because the people that matter don't mind, and the ones who mind, don't matter.

# QUICK DISCONNECT

# HYDRAULIC COUPLINGS

## ISO-A Interchange

Nominal Size	Material	Rated Flow	Minimum Burst-Coupler	Minimum Burst-Plug	Minimum Burst Connected
1/4"	Steel	2.5 GPM	27,260 PSI	20,155 PSI	18,850 PSI
3/8"	Steel	6.6 GPM	22,185 PSI	18,125 PSI	17,400
1/2"	Steel	11.3 GPM	18,850 PSI	15,370 PSI	16,820
3/4"	Steel	24.5 GPM	18,705 PSI	17,400 PSI	15,080
1"	Steel	29.7 GPM	16,820 PSI	14,500 PSI	14,500



## ISO 7241-A



**COUPLER**

660 Series  
56  
61C



**PLUG**

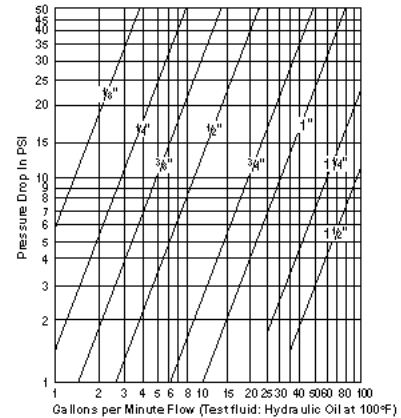
660 Series  
56N  
61N

Part #	Body Size	NPT Female	Working PSI	
ANV-14-F	1/4	1/4	5075	----
ANV-38-F	3/8	3/8	4550	----
ANV-12-F	1/2	1/2	4500	----
ANV-34-F	3/4	3/4	3625	----
ANV-1-F	1	1	3335	----

Part #	Body Size	NPT Female	Working PSI	
ANV-14-M	1/4	1/4	5075	----
ANV-38-M	3/8	3/8	4550	----
ANV-12-M	1/2	1/2	4500	----
ANV-34-M	3/4	3/4	3625	----
ANV-1-M	1	1	3335	----

## ISO-B Interchange

Nominal Size	Material	Rated Flow	Minimum Burst-Coupler	Minimum Burst-Plug	Minimum Burst Connected
1/8"	Steel	2.0 GPM	25,300 PSI	23,200 PSI	23,200 PSI
1/4"	Steel	4.2 GPM	27,260 PSI	21,460 PSI	20,880 PSI
3/8"	Steel	8.0 GPM	27,550 PSI	18,850 PSI	19,430 PSI
1/2"	Steel	11.0 GPM	23,780	15,370 PSI	15,370 PSI
3/4"	Steel	24.0 GPM	19,720	15,950 PSI	15,660 PSI
1"	Steel	25.0 GPM	19,720	15,950 PSI	15,660 PSI



## ISO 7241-B



**COUPLER**

'H' Series  
PCC  
72C



**PLUG**

'H' Series  
PCN  
72N

Part #	Body Size	NPT Female	Working PSI	
HNV-14-F	1/4	1/4	5075	----
HNV-38-F	3/8	3/8	4350	----
HNV-12-F	1/2	1/2	4060	----
HNV-34-F	3/4	3/4	2610	----
HNV-1-F	1	1	2175	----

Part #	Body Size	NPT Female	Working PSI	
HNV-14-M	1/4	1/4	5075	----
HNV-38-M	3/8	3/8	4350	----
HNV-12-M	1/2	1/2	4060	----
HNV-34-M	3/4	3/4	2610	----
HNV-1-M	1	1	2175	----

# HYDRAULIC COUPLINGS

# QUICK DISCONNECT

## FLUSH FACE

Nominal Size	ISO Size	Maximum Working Pressure	Rated Flow	Minimum Burst-Plug	Minimum Burst-Coupler	Minimum Burst Connected
1/8"	5	7250 PSI	1.6 GPM	43,500 PSI	29,000 PSI	43,500 PSI
1/4"	6.3	5000 PSI	4.8 GPM	28,275 PSI	23,925 PSI	33,350 PSI
3/8"	10	5000 PSI	10.0 GPM	29,200 PSI	21,025 PSI	20,590 PSI
1/2"	12.5	5000 PSI	19.8 GPM	25,375 PSI	21,750 PSI	23,925 PSI
5/8"	16	5000 PSI	26.4 GPM	24,255 PSI	21,750 PSI	23,200 PSI
3/4"	19	5000 PSI	37.0 GPM	20,580 PSI	20,580 PSI	20,300 PSI
1"	25	5000 PSI	52.8 GPM	20,580 PSI	20,580 PSI	21,750 PSI
1 1/2"	40	3625 PSI	89.5 GPM	14,500 PSI	14,500 PSI	14,500 PSI

## ISO 16028



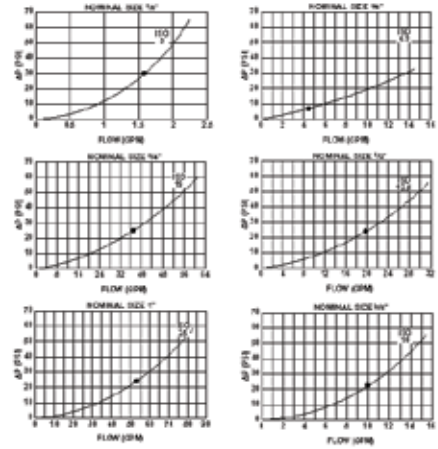
**COUPLER**

FF Series  
HTMC  
74C



**PLUG**

FF Series  
HTMN  
74N



Part #	Body Size	NPT Female	Working PSI	
FF-14-F	1/4	1/4	4400	----
FF-38-12-F	3/8	1/2	4350	----
FF-38-F	3/8	3/8	4350	----
FF-12-F	1/2	1/2	3650	----
FF-34-12-SAE-F	1/2	3/4	3675	----
FF-34-F	3/4	3/4	3650	----
FF-1-F	1	1	3675	----

Part #	Body Size	NPT Female	Working PSI	
FF-14-M	1/4	1/4	4400	----
FF-38-12-M	3/8	1/2	4350	----
FF-38-M	3/8	3/8	4350	----
FF-12-M	1/2	1/2	3650	----
FF-34-12-SAE-M	1/2	3/4	3675	----
FF-34-M	3/4	3/4	3650	----
FF-1-M	1	1	3675	----

## AG INTERCHANGE

Nominal Size	Rated Flow	Minimum Burst-Coupler	Minimum Burst-Plug	Minimum Burst Connected
1/4"	6.08 GPM	27,550 PSI	21,170 PSI	22,040 PSI
3/8"	9.5 GPM	26,970 PSI	18,125 PSI	23,200 PSI
1/2"	11.3 GPM	18,850 PSI	15,370 PSI	16,820 PSI
3/4"	24.5 GPM	17,400 PSI	17,400 PSI	15,370 PSI
1"	27.5 GPM	16,820 PSI	14,500 PSI	14,790 PSI

## ISO 7241-A

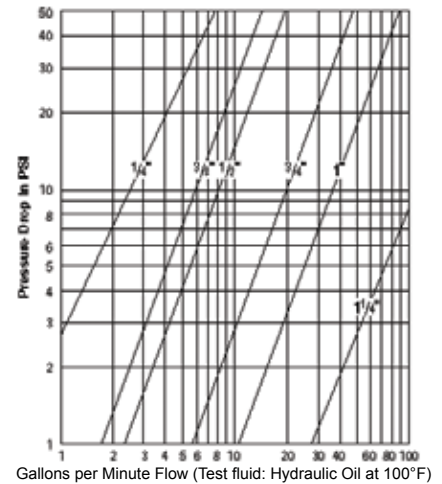


**COUPLER**

Pioneer 4000 Series



**PLUG**

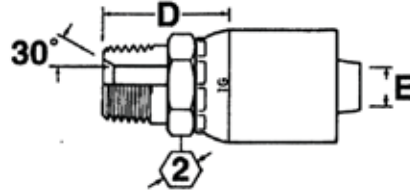


Part #	Body Size	NPT Female	Working PSI	
NV-14-F	1/4	1/4	5075	----
NV-38-F	3/8	3/8	4550	----
NV-12-F	1/2	1/2	3625	----
NV-34-F	3/4	3/4	3625	----
NV-1-F	1	1	3335	----

Part #	Body Size	NPT Female	Working PSI	
NV-14-M	1/4	1/4	5075	----
NV-38-M	3/8	3/8	4550	----
NV-12-M	1/2	1/2	3625	----
NV-34-M	3/4	3/4	3625	----
NV-1-M	1	1	3335	----

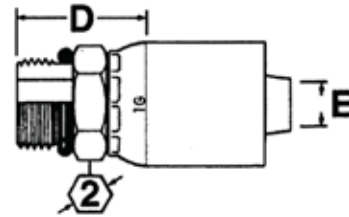
HYDRAULIC

**NPTF SOLID MALE PIPE FITTING - ONE PIECE BITE TYPE**



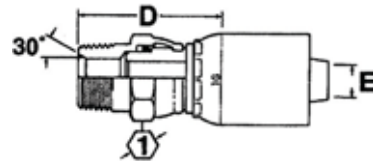
Part #	Thread Size	Hose ID	Overall Length	D Cut-off	E Nipple ID	Hex 2	Price
D1MP 101-0404	1/4-18	1/4	2.06	1.14	.17	.56	----
D1MP 101-0606	3/8-18	3/8	2.27	1.28	.26	.69	----
D1MP 101-0808	1/2-14	1/2	2.74	1.56	.38	.88	----
D1MP 101-1212	3/4-14	3/4	2.84	1.65	.61	1.13	----
D1MP 101-1616	1-11 1/2	1	3.22	1.86	.82	1.38	----
D1MP 101-2020	1-1/4 - 11-1/2	1-1/4	3.52	1.79	1.05	1.81	----
D1MP 101-2424	1-1/2 - 11-1/2	1-1/2	4.18	2.36	1.26	2.00	----

**MALE BOSS O-RING - ONE PIECE/ FITTING**



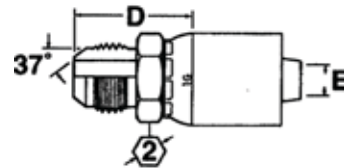
Part #	Thread Size	Hose ID	Overall Length	D Cut-off	E Nipple ID	Hex 2	Price
D1MB 105-0404	7/16-20	1/4	1.84	.92	.17	.56	----
D1MB 105-0606	9/16-18	3/8	2.00	1.00	.26	.69	----
D1MB 105-0808	3/4-16	1/2	2.36	1.19	.38	.88	----
D1MB 105-1212	1-1/16 - 12	3/4	2.44	1.25	.61	1.25	----
D1MB 105-1616	1-5/16 - 12	1	2.74	1.39	.82	1.50	----
D1MB 105-2020	1-5/8 - 12	1-1/4	3.63	1.90	1.05	1.88	----

**NPTF MALE SWIVEL PIPE FITTING - ONE PIECE BITE TYPE**



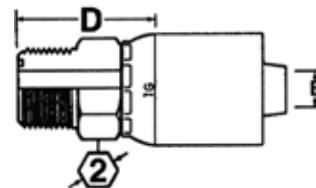
Part #	Thread Size	Hose ID	Overall Length	D Cut-off	E Nipple ID	Hex 1	Price
D1PS 113-0404	1/4 - 18	1/4	2.59	1.62	.17	.56	----
D1PS 113-0606	3/8 - 18	3/8	2.66	1.67	.26	.69	----
D1PS 113-0808	1/2 - 14	1/2	3.13	1.96	.38	.88	----
D1PS 113-1212	3/4 - 14	3/4	3.24	2.05	.61	1.13	----
D1PS 113-1616	1 - 11-1/2	1	3.88	2.53	.81	1.38	----

**MALE JIC 37° FITTING - ONE PIECE BITE TYPE**



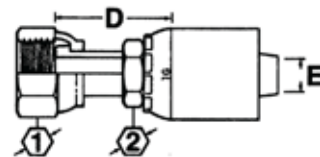
Part #	Thread Size	Hose ID	A Overall	D Cut-Off	E Nipple	Hex Dia. 2	Price
D1MJ 103-0404	7/16-20	1/4	2.00	1.07	.17	.56	----
D1MJ 103-0606	9/16-18	3/8	2.16	1.17	.26	.69	----
D1MJ 103-0808	3/4-16	1/2	2.57	1.41	.38	.81	----
D1MJ 103-1212	1 1/16-12	3/4	2.94	1.75	.61	1.12	----
D1MJ 103-1616	1 5/16-12	1	3.25	1.90	.82	1.38	----
D1MJ 103-2020	1 5/8-12	1-1/4	3.89	2.16	1.05	1.75	----

**MALE O-RING FACE SEAL FITTING - ONE PIECE BITE TYPE**



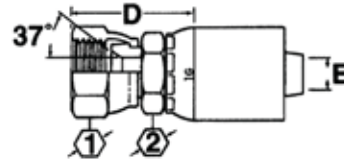
Part #	Thread Size	Hose ID	A Overall	D Cut-Off	E Nipple	Hex Dia. 2	Price
D1MR 1J0-0404	9/16-18	1/4	1.78	.86	.17	.62	----
D1MR 1J0-0606	11/16-16	3/8	1.99	.99	.26	.75	----
D1MR 1J0-0808	13/16-16	1/2	2.30	1.13	.38	.88	----
D1MR 1J0-1212	1 3/16-12	3/4	2.63	1.44	.61	1.25	----
D1MR 1J0-1616	1 7/16-12	1	2.53	1.34	.61	1.50	----

**FEMALE O-RING FACE SEAL FITTING - ONE PIECE BITE TYPE**



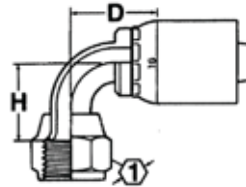
Part #	Thread Size	Hose ID	A Overall	D Cut-Off	E Nipple	Hex Dia. 1	Hex Dia. 2	Price
D1FR 1JC-0404	9/16-18	1/4	1.95	1.03	.17	.69	.56	----
D1FR 1JC-0606	11/16-16	3/8	2.23	1.24	.26	.81	.69	----
D1FR 1JC-0808	13/16-16	1/2	2.67	1.50	.38	.94	.88	----
D1FR 1JC-1212	1 3/16-12	3/4	2.91	1.72	.61	1.38	1.12	----
D1FR 1JC-1616	1 7/16-12	1	3.29	1.94	.81	1.62	1.38	----

**FEMALE JIC 37° SWIVEL FITTING - ONE PIECE BITE TYPE**



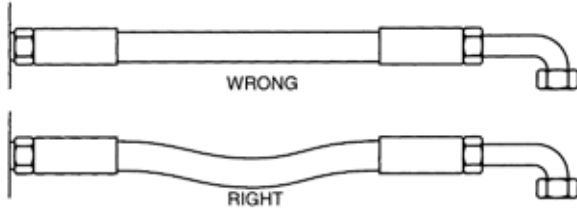
Part #	Thread Size	Hose ID	Overall Length	D Cut-off	E Nipple ID	Hex 1	Hex 2	Price
D1FJ 106-0404	7/16-20	1/4	2.00	1.07	.17	.56	.56	----
D1FJ 106-0606	9/16-18	3/8	2.28	1.28	.26	.69	.56	----
D1FJ 106-0808	3/4-16	1/2	2.63	1.46	.38	.88	.81	----
D1FJ 106-1212	1 1/16-12	3/4	2.84	1.65	.61	1.25	1.12	----
D1FJ 106-1616	1 5/16-12	1	3.29	1.93	.81	1.50	1.38	----
D1FJ 106-2020	1 5/8-12	5/4	3.61	1.88	1.05	2.00	1.88	----
D1FJ 106-2424	1 7/8-12	1-1/2	3.90	2.07	1.26	2.25	2.12	----

**FEMALE JIC 37° SWIVEL 90° ELBOW - ONE PIECE BITE TYPE**



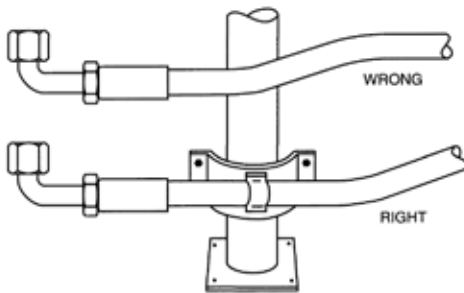
Part #	Thread Size	Hose ID	Overall Length	D Cut-off	H Drop	Hex 1	Price
D1FJB 139-0404	7/16-20	1/4	1.84	.92	.68	.56	----
D1FJB 139-0606	9/16-18	3/8	2.21	1.22	.84	.69	----
D1FJB 139-0808	3/4-16	1/2	2.59	1.42	1.09	.88	----
D1FJB 139-1212	1 1/16-12	3/4	3.36	2.17	1.80	1.25	----
D1FJB 139-1616	1 5/16-12	1	3.56	2.20	2.39	1.50	----
D1FJB 139-2020	1 5/8-12	1-1/4	4.25	2.52	2.75	2.00	----

## 1. Provide for length change.



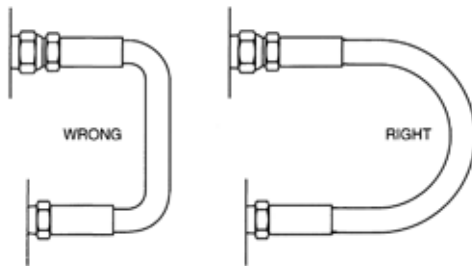
In straight hose installations, allow enough slack in the hose line to provide for changes in length that will occur when pressure is applied. This change in length can be from +2% to -4%.

## 3. Protect from hazardous environment




Keep hose away from hot parts. High ambient temperature will shorten hose life. If you can not route it away from the heat source, insulate it.

## 5. Use proper bend radius.



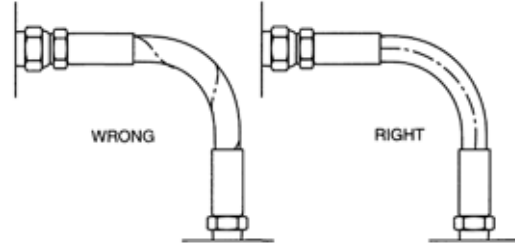
Keep the bend radius of the hose as large as possible to avoid collapsing of the hose and restriction of flow. Follow catalog specs on minimum bend radii.

## 8. Avoid improper hose movement



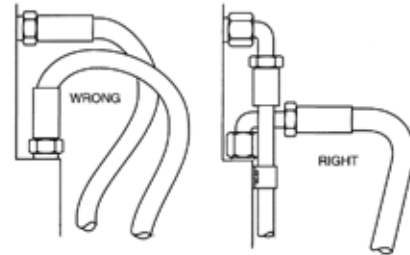
Make sure relative motion of the machine components produces bending rather than twisting of the hose. Hose should be routed so that the flex is in the same plane as the equipment movement.

## 2. Avoid twisting and orient properly.



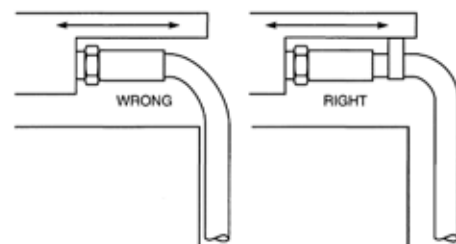
Do not twist hose during installation. This can be determined by the printed layline on the hose. Pressure applied to a twisted hose can cause failure or loosening of connections.

## 4. Avoid mechanical strain.



Use elbows and adapters in the installation to relieve strain on the assembly and to provide easier and neater installations that are accessible for inspection and maintenance.


## 6. Secure for protection.



Install hose runs to avoid rubbing or abrasion.



**SAE100 R1 AT/ 1SN**



**Construction**

- **Tube:** Oil resistant Synthetic Rubber.
- **Reinforcement:** 1-Wire Braid. High tensile steel wire.
- **Cover:** Oil, weather and abrasion resistant Synthetic Rubber.
- **Hose is shipped in bundles.**
- Reel \$ available upon request.

**Application and Temperature Range**

- Petroleum base hydraulic fluids and lubricating oils within a temperature range of -40°F to +212°F (-40°C to + 100°C).
- Water, water/ glycol and water/ oil emulsion hydraulic fluids up to +185°F (+85°C).
- Air within a temperature range of -40°F to +158°F (-40°C to + 70°C).
- **Maximum operating temperature:** 125°C (257°F).
- **Air Maximum temperature:** 70°C (160°F).

Part #	I.D.	O.D.	Working Pressure	Burst Pressure	Min. B/ Radius	Weight /FT	Roll Length/ feet	
100R1025	1/4	0.53	3250	13000	3.94	0.15	164	----
100R1038	3/8	0.69	2600	10400	5.12	0.23	164	----
100R1050	1/2	0.81	2325	9300	7.09	0.28	164	----
100R1075	3/4	1.09	1525	6100	9.45	0.42	164	----
100R1100	1	1.40	1275	5100	11.81	0.59	65	----
100R1125	1-1/4	1.71	625	2500	16.54	0.85	65	----
100R1150	1-1/2	1.99	500	2000	19.69	1.01	65	----

**SAE100 R2 AT/ 2SN**



**Construction**

- **Tube:** Oil resistant Synthetic Rubber.
- **Reinforcement:** 2-Wire Braid. High tensile steel wire.
- **Cover:** Oil, weather and abrasion resistant Synthetic Rubber.
- **Hose is shipped in bundles.**
- Reel \$ available upon request.


**Application and Temperature Range**

- Petroleum base hydraulic fluids and lubricating oils within a temperature range of -40°F to +212°F (-40°C to + 100°C).
- Water, water/ glycol and water/ oil emulsion hydraulic fluids up to +185°F (+85°C).
- Air within a temperature range of -40°F to +158°F (-40°C to + 70°C).

Part #	I.D.	O.D.	Working Pressure	Burst Pressure	Min. B/ Radius	Weight /FT	Roll Length/ feet	
100R2025	1/4	0.59	5800	23200	3.94	0.22	164	----
100R2038	3/8	0.75	4750	19000	5.12	0.36	164	----
100R2050	1/2	0.87	4000	16000	7.09	0.41	164	----
100R2075	3/4	1.15	3100	12400	9.45	0.60	164	----
100R2100	1	1.50	2400	9600	11.81	0.89	65	----
100R2125	1-1/4	1.90	1625	6500	16.54	1.39	65	----
100R2150	1-1/2	2.15	1250	5000	19.69	1.58	65	----



**SAE100 R17**



**Construction**

- **Tube:** Oil resistant Synthetic Rubber.
- **Reinforcement:** one (upto 1/2") or two (from 5/8") high tensile steel wire braids.
- **Cover:** Oil, weather and abrasion resistant Synthetic Rubber.
- **Hose is shipped in bundles.**
- Reel \$ available upon request.

**Application and Temperature Range**

- Petroleum base hydraulic fluids and lubricating oils within a temperature range of -40°F to +257°F (-40°C to + 125°C).
- Water, water/ glycol and water/ oil emulsion hydraulic fluids up to +185°F (+85°C).
- Air within a temperature range of -40°F to +158°F (-40°C to + 70°C).

Part #	I.D.	O.D.	Working Pressure	Burst Pressure	Min. B/ Radius	Weight /FT	Roll Length/ feet	List Price
100R17025	1/4	0.49	3000	12000	1.97	0.14	164	----
100R17038	3/8	0.65	3000	12000	2.56	0.20	164	----
100R17050	1/2	0.78	3000	12000	3.54	0.34	164	----
100R17075	3/4	1.10	3000	12000	4.92	0.57	164	----
100R17100	1	1.43	3000	12000	5.91	1.02	65	----

**SAE100 R16**



**Construction**

- **Tube:** Oil resistant Synthetic Rubber.
- **Reinforcement:** 2-Wire Braid. High tensile steel wire.
- **Cover:** Oil, weather and abrasion resistant Synthetic Rubber.
- **Hose is shipped in bundles.**
- Reel \$ available upon request.

**Application and Temperature Range**

- Petroleum base hydraulic fluids and lubricating oils within a temperature range of -40°F to +212°F (-40°C to + 125°C).
- Water, water/ glycol and water/ oil emulsion hydraulic fluids up to +185°F (+85°C).
- Air within a temperature range of -40°F to +158°F (-40°C to + 70°C).

Part #	I.D.	O.D.	Working Pressure	Burst Pressure	Min. B/ Radius	Weight /FT	Roll Length/ feet	List Price
100R16025	1/4	0.57	5000	20000	1.97	0.19	164	----
100R16038	3/8	0.74	4000	16000	2.48	0.29	164	----
100R16050	1/2	0.86	3500	14000	3.46	0.35	164	----
100R16075	3/4	1.14	2250	9000	4.72	0.52	164	----
100R16100	1	1.44	2000	8000	5.91	0.73	65	----

**Two-Way**



BKH

Part Number	Nominal Size	Thread	Working Pressure	
GE2-14-NPT	1/4"	1/4" NPTF	7250 PSI	----
GE2-38-NPT	3/8"	3/8" NPTF	7250 PSI	----
GE2-12-NPT	1/2"	1/2" NPTF	7250 PSI	----
GE2-34-NPT	3/4"	3/4" NPTF	5800 PSI	----
GE2-1-NPT	1"	1" NPTF	5075 PSI	----
*GE2-114T-NPT	1"	1-1/4" NPTF	5075 PSI	----
*GE2-112T-NPT	1"	1-1/2" NPTF	5075 PSI	----
*GE2-2T-NPT	2"	2" NPTF	5075 PSI	----

Part Number	Nominal Size	Thread	Working Pressure	
GE2-04-SAE	1/4"	7/16-20 UNF	7250 PSI	----
GE2-06-SAE	3/8"	9/16-18 UNF	7250 PSI	----
GE2-08-SAE	1/2"	3/4-16 UNF	7250 PSI	----
GE2-12-SAE	3/4"	1-1/16-12 UNF	5800 PSI	----
GE2-16-SAE	1"	1-5/16-12 UNF	5075 PSI	----
*GB2-20T-SAE	1"	1-5/8-12 UNF	5075 PSI	----
*GB2-24T-SAE	1"	1-7/8-12 UNF	5075 PSI	----
*GB2-32T-SAE	2"	2-1/2-12 UNF	5075 PSI	----

\* = Reduced Port Only  
Full Port available by special quote.

**Temp Rating = -22° - 212°F**

**Construction:** Steel Body, Ball, Stem  
Zinc Chromate Plate  
Buna "O" Rings (Viton on request)  
Delrin Ball Seats

**Three-Way**



BK3

Part Number	Nominal Size	Thread	Working Pressure	
GE3L-14-NPT	1/4"	1/4" NPTF	5800 PSI	----
GE3L-38-NPT	3/8"	3/8" NPTF	5800 PSI	----
GE3L-12-NPT	1/2"	1/2" NPTF	5800 PSI	----
GE3L-34-NPT	3/4"	3/4" NPTF	5075 PSI	----
GE3L-1-NPT	1"	1" NPTF	5075 PSI	----
*GE3L-114T-NPT	1 1/4"	1 1/4" NPTF	5075 PSI	----
*GE3L-112T-NPT	1 1/2"	1 1/2" NPTF	5075 PSI	----
*GE3L-2T-NPT	2"	2" NPTF	5075 PSI	----

Part Number	Nominal Size	Thread	Working Pressure	
GE3L-04-SAE	1/4"	7/16-20 UNF	5800 PSI	----
GE3L-06-SAE	3/8"	9/16-18 UNF	5800 PSI	----
GE3L-08-SAE	1/2"	3/4-16 UNF	5800 PSI	----
GE3L-12-SAE	3/4"	1-1/16-12 UNF	5075 PSI	----
GE3L-16-SAE	1"	1-5/16-12 UNF	5075 PSI	----
*GB3L-20T-SAE	1 1/4"	1-5/8-12 UNF	5075 PSI	----
*GB3L-24T-SAE	1 1/2"	1-7/8-12 UNF	5075 PSI	----
*GB3L-32T-SAE	2"	2-1/2-12 UNF	5075 PSI	----

\* = Reduced Port Only  
Available in Reduced Port  
Full Port available by special quote.

**Temp Rating = -22° - 212°F**

**Construction:** Steel Body, Ball, Stem  
Zinc Chromate Plate  
Buna "O" Rings (Viton on request)  
Delrin Ball Seats

**Also Available in Stainless Steel**

# HYDRAULIC MOTOR

# ACCESSORIES

(Charlynn 101 / Danfoss DH / White HS / Parker ME-MB-TE-TJ / -RR-USA HP)

The MMPH series gear set, shaft distribution flow, hydraulic motor is a compact, high efficient, low speed high torque design which can be used in either parallel or series systems.



Part #		MMPH50	MMPH80	MMPH100	MMPH125	MMPH160	MMPH200	MMPH250	MMPH315	MMPH400
		----	----	----	----	----	----	----	----	----
<b>Displacement</b> cm <sup>3</sup> /rev(cu.in/rev)		51.7 (3.15)	77.7 (4.75)	96.2 (5.9)	118 (7.2)	156 (9.5)	190 (11.6)	231 (14.1)	312 (19)	387 (23.6)
<b>Max Speed rpm</b>	Cont.	880	740	590	475	370	295	240	190	150
	Int.	975	825	675	595	465	370	295	235	185
<b>Max Torque</b> NW (in.lbs)	Cont.	81 (717)	129(1140)	161(1425)	202(1790)	245(2170)	286(2530)	360(3185)	406(3575)	435(3850)
	Int.	108(956)	171(1514)	213(1885)	268(2372)	342(3026)	390(3450)	456(4035)	505(4470)	533(4717)
<b>Max performance</b> KW/ (HP)	Cont.	7(9.4)	9.1(12.2)	9(12.1)	9.1(12.2)	8.7(11.65)	8.1(10.85)	8.2(11)	7.2(9.7)	6.1(8.2)
	Int.	8.9(12)	11.8(15.8)	11.9(15.95)	11.8(15.8)	11.9(15.95)	10.9(14.7)	10.1(13.5)	8.6(11.5)	7.2(9.65)
<b>Max Differential</b> Mpa/ (PSI)	Cont.	12.5(1840)	12.5(1840)	12.5(1840)	12.5(1840)	12.5(1840)	11(1625)	11(1625)	11(1625)	10(1450)
	Int.	16.5(2425)	16.5(2425)	16.5(2425)	16.5(2425)	16.5(2425)	16.5(2425)	14(2060)	12.5(1840)	10.5(1540)
<b>Max flow</b> L/min. / (gpm)	Cont.	45(11.85)	60(15.8)	60(15.8)	60(15.8)	60(15.8)	60(15.8)	60(15.8)	60(15.8)	60(15.8)
	Int.	50(13.15)	75(19.75)	75(19.75)	75(19.75)	75(19.75)	75(19.75)	75(19.75)	75(19.75)	75(19.75)
<b>Weight</b>	lb.	5.6	5.7	5.9	6	6.2	6.4	6.6	6.9	7.4

## ORDERING INFORMATION

### MMPH

### 50

### H2

### K

### P

#### MODEL SERIES

MMPH (GEROTOR)

MMRS (GEROTOR)

#### FRAME SIZE

(cu.in/rev)

MMPH

MMRS

50 (3.15)	50 (3.13)
80 (4.74)	80 (4.92)
100 (5.87)	100 (6.15)
125 (7.19)	125 (7.62)
160 (9.49)	160 (9.59)
200 (11.59)	200 (12.15)
250 (15.25)	250 (15.38)
315 (19.02)	315 (19.2)
400 (23.57)	375 (22.58)

#### MOUNTING FLANGE TYPE

H4 - 4 Bolt  
H2 - SAE "A" 2 Bolt  
H6 - Magneto

#### DRIVE SHAFT

K - 1 Inch Woodruff Key  
S - SAE - 6B Spline  
H - 1 Inch parallel  
0.40 dia. crosshole  
H1 - 1 Inch parallel  
0.31 dia. crosshole

#### PORT SIZE

P - 1/2 NPTF  
S - 7/8-14 SAE "O" Ring  
F - Manifold

(Charlynn 103 & 158 / Danfoss DS / Parker ME-MB-TE-TJ / RR-USA HR)

The MMRS series advanced gear set, shaft distribution flow, hydraulic motor is a compact, low noise, highly efficient torque low speed design. The gear set also affords a reliable smooth start-up at low pressure. The special design of the drive linkage and high pressure capability of the shaft seal provides a long life and these motors can be used in either series or parallel operation.



Part #		MMRS50	MMRS80	MMRS100	MMRS125	MMRS160	MMRS200	MMRS250	MMRS315	MMRS375
		----	----	----	----	----	----	----	----	----
<b>Displacement</b> cm <sup>3</sup> /rev(cu.in/rev)		51.3 (3.13)	80.6 (4.92)	100.8 (6.15)	124.9 (7.62)	157.2 (9.59)	199.2 (12.15)	252 (15.38)	314.5 (19.2)	370 (22.58)
<b>Max Speed rpm</b>	Rated	755	750	600	475	375	300	240	190	160
	Cont.	970	940	750	600	470	375	300	240	200
<b>Max Torque</b> NW (in.lbs)	Cont.	100(885)	190(1682)	240(2124)	292(2584)	363(3273)	358(3168)	352(3115)	360(3186)	420(3717)
	Int.	126(1115)	220(1947)	280(2478)	340(3010)	430(3806)	448(3965)	470(4159)	470(4159)	548(4850)
<b>Max performance</b> KW/ (HP)	Cont.	7.7(10.3)	15(20.10)	15(20.10)	14(18.75)	14(18.75)	11(14.75)	9(12.10)	7.2(9.7)	6.1(8.2)
	Int.	9.7(13)	17(22.8)	17(22.8)	16(21.45)	16(21.45)	14(18.75)	12(16.10)	9(12.10)	12(16.10)
<b>Max Differential</b> Mpa/ (PSI)	Cont.	14(2061)	17.5(2576)	17.5(2576)	17.5(2576)	16.5(2429)	13(1914)	11(1619)	8.5(1251)	8.5(1251)
	Int.	17.5(2576)	20(2944)	20(2944)	20(2944)	20(2944)	17.5(2576)	14(2061)	11.5(1693)	11.5(1693)
<b>Max flow</b> L/min. / (gpm)	Cont.	40(10.5)	60(15.8)	60(15.8)	60(15.8)	60(15.8)	60(15.8)	60(15.8)	60(15.8)	60(15.8)
	Int.	50(13.1)	75(19.75)	75(19.75)	75(19.75)	75(19.75)	75(19.75)	75(19.75)	75(19.75)	75(19.75)
<b>Weight</b>	lb.	6.7	6.9	6.9	7.2	7.5	8.0	8.5	9.0	9.3

**MODEL # MGP-F20**

- Aluminium construction.
- 8 Displacement sizes from 0.36 to 1.52 cu. in/rev.
- Mounting flange is SAE A-2 bolt.
- Ports are SAE-12 inlet and SAE-10 outlet.
- Drive shaft is a 5/8 inch diameter straight with 5/32 straight key.

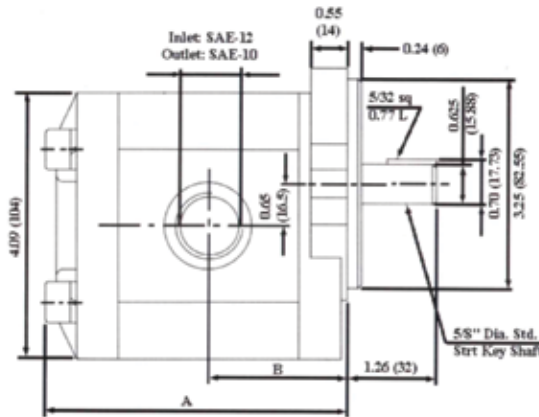
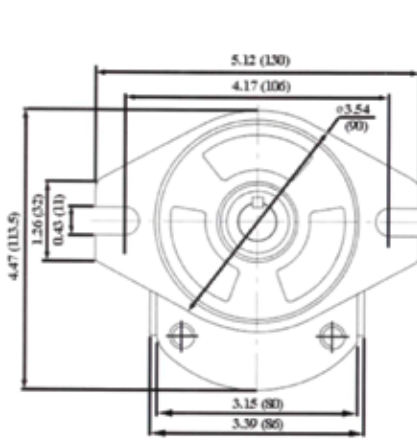
**Recommended working conditions:**

- Filtration 25 micron or better.
- Oil Viscosity 6 to 200 cSt.
- Inlet pressure 12 to 32 psi abs.
- Oil Temperature -25 to 55 degrees C (-12 to 175 F°).
- Ambient -22 to 55 C° (-8 to 130 F°).



Part #	Displacement cu.in/rev	PSI	Speed RPM		Weight Lbs	
			Rated	Max		
MGP-F20-06	0.36	3650	2000	3000	5.35	----
MGP-F20-08	0.48	3650	2000	3000	5.61	----
MGP-F20-10	0.61	3650	2000	3000	5.72	----
MGP-F20-12	0.73	3650	2000	3000	5.91	----
MGP-F20-14	0.85	3650	2000	3000	6.00	----
MGP-F20-16	0.97	2900	2000	3000	6.27	----
MGP-F20-20	1.22	2900	2000	3000	6.73	----
MGP-F20-25	1.52	2900	2000	3000	7.19	----

**INSTALLATION DATA**



**Port Sizes**  
**Inlet - SAE-12 (1 1/16-12)**  
**Outlet - SAE-10 (7/8-14)**

Part #	A		B	
	Millimeters	Inches	Millimeters	Inches
MGP-F20-06	98	3.87	45	1.77
MGP-F20-08	100	3.95	47	1.85
MGP-F20-10	104	4.12	48	1.89
MGP-F20-12	108	4.25	50	1.97

Part #	A		B	
	Millimeters	Inches	Millimeters	Inches
MGP-F20-14	110	4.35	51	2
MGP-F20-16	114	4.50	52.5	2.07
MGP-F20-20	120	4.72	56	2.2
MGP-F20-25	128	5.05	60	2.36

**ORDERING INFORMATION**

**MGP**

Aluminum  
Gear Pump

**F20**

High  
Pressure  
Series

**16**

Displacement  
cm3/rev  
(see chart)  
06/08/10/12/14/16  
20/25

**P**

Drive  
Shaft  
P-5/8 Dia  
Straight  
P1-3/4 Dia  
Straight  
S9-Spline 9 tooth

**C**

Rotation  
Direction  
C-Clockwise  
A-Counter Clockwise  
(viewed from drive shaft  
end)

## MODEL # MGP-F10

- All Aluminium construction.
- 7 Displacement sizes from 0.07 to 0.37 cu. in/rev.
- Mounting flange is SAE AA-2 bolt.
- Ports are SAE-8 inlet and SAE-6 outlet.
- Drive shaft is a 1/2 inch straight shaft with 1/8 key.

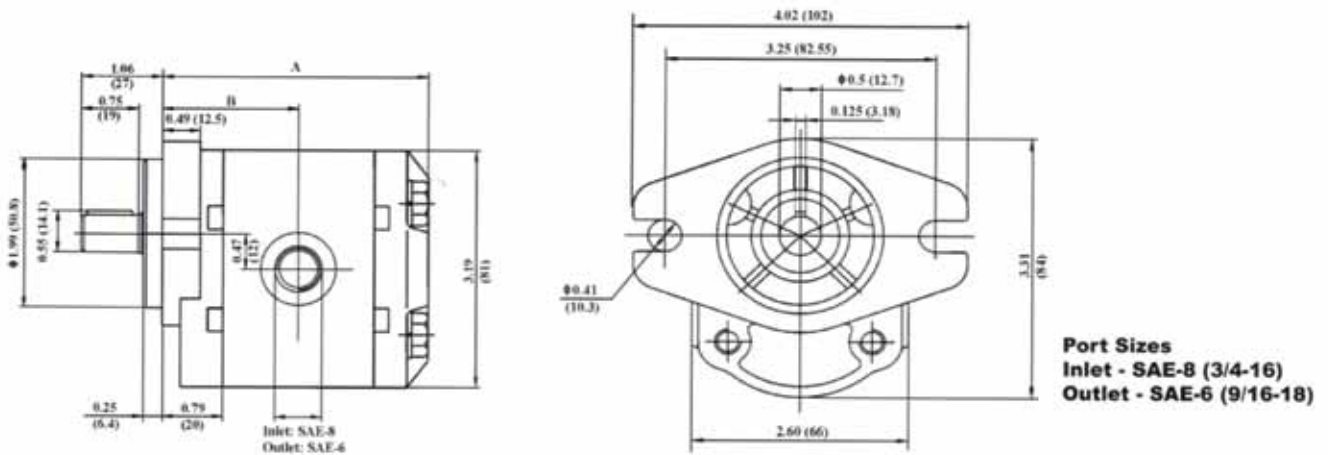
### Recommended working conditions:

- Filtration 25 micron or better.
- Oil Viscosity 6 to 200 cSt.
- Inlet pressure 12 to 32 psi abs.
- Oil Temperature -25 to 55 degrees C (-12 to 175 F°).
- Ambient -22 to 55 C° (-8 to 130 F°).



Part #	Displacement cu.in/rev	PSI	Speed RPM		Weight Lbs	
			Rated	Max		
MGP-F10-13	0.07	3625	2000	3000	2.02	----
MGP-F10-20	0.12	3625	2000	3000	2.31	----
MGP-F10-27	0.16	3625	2000	3000	2.68	----
MGP-F10-34	0.20	3625	2000	3000	2.99	----
MGP-F10-41	0.25	3625	2000	3000	3.34	----
MGP-F10-51	0.31	3625	2000	3000	3.78	----
MGP-F10-61	0.37	3625	2000	3000	4.18	----

## INSTALLATION DATA



Part #	A		B	
	Millimeters	Inches	Millimeters	Inches
MGP-F10-13	82	3.23	42	1.65
MGP-F10-20	84	3.3	43	1.69
MGP-F10-27	86	3.39	44	1.73
MGP-F10-34	88	3.46	45	1.77

Part #	A		B	
	Millimeters	Inches	Millimeters	Inches
MGP-F10-41	90	3.54	46	1.81
MGP-F10-51	93	3.66	47.5	1.87
MGP-F10-61	96	3.78	49	1.93

## ORDERING INFORMATION

### MGP

Aluminum  
Gear Pump

### F10

High  
Pressure  
Series

### 16

Displacement  
cm<sup>3</sup>/rev  
(see chart)  
13/20/27/34  
41/51/61

### P

Drive  
Shaft  
P-5/8 Dia  
Straight  
P1-3/4 Dia  
Straight  
S9-Spline 9 tooth


### C

Rotation  
Direction  
C-Clockwise  
A-Counter Clockwise  
(viewed from drive shaft  
end)



## HARD SEAT CARBON STEEL CONSTRUCTION - 5lb or 65lb Cracking Pressure Available

- Available w/ NPT or SAE threads



A ( NPT Female both ends )

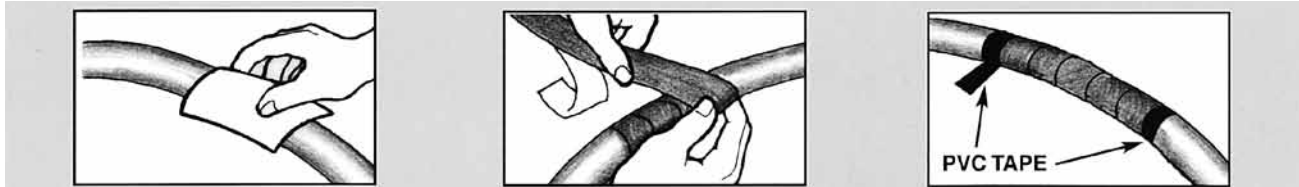
Part #	A Size	B Inches	C Inches	Rated Flow gpm	
1000-2-5 or 65	1/4 NPT	2.44	.87	6	----
1000-3-5 or 65	3/8 NPT	2.87	.95	10	----
1000-4-5 or 65	1/2 NPT	3.50	1.14	18	----
1000-6-5 or 65	3/4 NPT	4.25	1.50	30	----
1000-8-5 or 65	1 NPT	5.12	1.69	36	----
1000-10-5 or 65	1-1/4 NPT	5.56	2.40	50	----
1000-12-5 or 65	1-1/2 NPT	5.56	2.56	60	----
1001-4-5 or 65	7/16-20 SAE	2.56	.87	6	----
1001-6-5 or 65	9/16-20 SAE	2.91	.94	10	----
1001-8-5 or 65	3/4-16 SAE	3.74	1.18	18	----
1001-12-5 or 65	1-1/6-12 SAE	4.29	1.50	30	----
1001-16-5 or 65	1-5/16-12 SAE	5.00	1.81	36	----
1001-20-5 or 65	1-5/8-12 SAE	5.20	2.41	50	----
1001-24-5 or 65	1-7/8-12 SAE	5.20	2.56	60	----

Rated Pressure: Sizes 2 thru 8 - 5000 psi / Sizes 10 thru 24 - 3000 psi

## HYDRAULIC HOSE PROTECTOR



- Tough abrasion resistant self-adhering neoprene wrap
- Protects against cuts and abrasions
- Can be easily applied to hoses of varying diameters, even after hose is installed on equipment.
- Covers and protects wear areas
- Chemical resistant neoprene resists oil, gasoline, and solvents
- Flexible self-adhering wrap material allows hoses to flex and bend.
- Wrap can also be used to bundle hoses and cables.
- Performance temperature range -20°F to 200°F



**Step 1:** Clean hose of all dirt, grime and grease in the application area.

**Step 2:** Remove paper backing as Hose Protector is applied. Wrap tightly at a slight angle while overlapping in notched area.

**Step 3:** To finish, wrap both ends of Hydraulic Hose Protector with PVC tape.


Part #	Description	
MHP112	12' Kit	----
MHP150	50' Kit	----
MHP1300	300' Kit	----

	MATERIAL COVERAGE CHART		
	12' Roll	50' Roll	300' Roll
3/8" Hydraulic Hose I.D.	52"	217"	1,302"
1/2" Hydraulic Hose I.D.	40"	167"	1,002"
3/4" Hydraulic Hose I.D.	29"	121"	726"
1" Hydraulic Hose I.D.	24"	100"	600"

**SAFEGUARD SPIRALS - PROTECTION FOR HYDRAULIC HOSES**

- **WHAT IS SPIRAL WRAP:** Spiral wrap is the proven way to protect hose, wire, cable , etc... against chaffing, rubbing, crushing, ultraviolet and other environmental hazards that cause premature failure.
- **COST SAVINGS:** Used effectively on all types of hoses, ropes, wires and cables. Users have realized a dramatic increase in serviceable life and reduction in costly repairs and down time.
- **MATERIAL:** Heavy wall, high Grade HDPE, polyethylene resin, high tensile strength, thermal plastic.
- **RESILIENCE:** Has a high resistance against ultra violet weathering and a wide temperature range. (-60 - + 175°F)

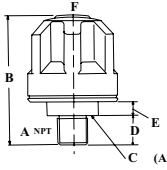
Proprietary extrusion method gives the final product smooth round, edges, which are non-abrasive, greater strength & durability.



Part #		Spiral Size	Pitch (C)	Inches		Coil Wt. lbs.	Coil Lgth feet	
Black	Yellow			OD (A)	ID (B)			
25C100B	25C100Y	1/4" (#4) HYDRAULIC HOSE	0.47	2/3	0.50	4.0	100	----
38C100B	38C100Y	3/8" (#6) HYDRAULIC HOSE	0.78	3/4	0.65	6.0	100	----
50C100B	50C100Y	1/2" (#8) & 5/8" (#10) HYDRAULIC HOSE	0.98	1	0.80	10.1	100	----
75C100B	75C100Y	3/4" (#12) HYDRAULIC HOSE	0.87	1-1/4	1.10	12.8	100	----
100C100B	100C100Y	1" (#16) & 1-1/4" (#20) HYDRAULIC HOSE	1.39	1-3/5	1.40	20.1	100	----

\* More sizes & colors available.  
 \* Shipped in 100'FT coils only.

## SCREW-ON TYPE AIR BREATHERS

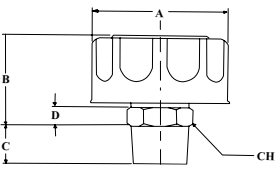


- 1/4 NPT
- Plastic Model
- 10 Micron Breather

Part Number	Description	A	B	C	D	E	F	
PDSAB-3101	10 Micron 1/4 NPT Screw Type Breather - Weight .5 ozs.	1/4	2.28	79	.53	.24	1.57	----



- 1/4 To 1 Inch NPT
- Steel Model
- 40 Micron Breather

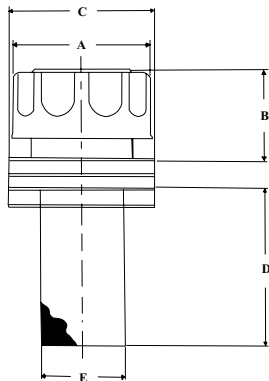


Part Number	Flow cfm	NPT	A	B	C	D	CH	Micron	
MB40-04	10	1/4	1.85	1.60	.50	.30	.63	40	----
MB40-06	10	3/8	1.85	1.70	.50	.30	.75	40	----
MB40-08	10	1/2	2.54	1.88	.68	.29	.95	40	----
MB40-12	25	3/4	3.13	2.00	.82	.35	1.12	40	----
MB40-16	25	1	3.13	2.11	.90	.42	1.35	40	----

## FILTER FILLER BREATHERS



- Chrome Plated Cap
- 40 Micron Breather
- 3" Basket Length
- Lockable Options
- Plastic Basket Standard



Part Number	A	B	C	D	E	
MFB40-03	2.95	1.97	1.97	1.97	1.90	----

## PROTECTIVE HOSE COVERINGS



**Material:** Cordura or Anso-tex bulk nylon fiber yarn. Cordura is a registered trademark of Dupont. Anso-tex is a registered trademark of Allied Fibers.

**Thickness:** .090" ± .020"  
Doubled Flat

**Color:** Black

**Flammability:** Passes FMVSS 302 horizontal flame test, MSHA accepted.

**Temperature:** Maximum ambient temperature 250°F

**Packaging:** 300ft. rolls. **Only**

Part Number	Flat Width	ID	
MHS-077	1-1/3"	0.79"	----
MHS-090	1-1/2"	0.90"	----
MHS-100	1-2/3"	1.00"	----
MHS-114	1-7/8"	1.06"	----
MHS-130	2-1/8"	1.22"	----
MHS-138	2-1/4"	1.38"	----
MHS-153	2-1/2"	1.42"	----
MHS-159	2-5/8"	1.59"	----
MHS-175	2-7/8"	1.75"	----
MHS-185	3"	1.81"	----
MHS-225	3-5/8"	2.19"	----
MHS-238	3-7/8"	2.38"	----
MHS-264	4-1/4"	2.63"	----
MHS-296	4-3/4"	2.88"	----
MHS-366	5-7/8"	3.66"	----



Part#	Page	Part#	Page	Part#	Page	Part#	Page	Part#	Page	Part#	Page
0302-10	309	0403-20	310	10-066	48	101-108	232	10-159	50	10-235L	52
0302-12	309	0403-24	310	10-067	48	10-110L	49	10159B	50	10-236	52
0302-16	309	0403-32	310	10-068	48	10-111	49	10-159B	50	10-236L	52
0302-20	309	0403-4	310	10-074	48	10-112	49	10-160	50	10-237	52
0302-24	309	0403-6	310	10-075	48	101-163	232	101-603	232	10-237L	52
0302-4	309	0403-8	310	10-076	48	101-164	232	101-604	232	10-238	52
0302-6	309	10-001	46	10-077	48	101-165	232	101-605	232	10-239	52
0302-8	309	1000-10-5	370	10-078	48	101-166	232	101-606	232	10-240	52
0304-10	309	1000-12-5	370	10-079	48	101-167	232	101-607	232	10-240L	52
0304-12	309	10-002	46	10-080	48	101-168	232	101-608	232	10-241	52
0304-14	309	1000-2-5	370	10-081	48	10-117	50	10-161	50	10-241L	52
0304-16	309	10-003	46	10-084	48	10-118	50	10-162	50	10-242	52
0304-20	309	1000-3-5	370	10-085	48	101-183	232	10-163	50	10-243	52
0304-24	309	10-004	46	10-086	48	101-184	232	10-164	50	10-244	52
0304-32	309	1000-4-5	370	10-087	48	101-185	232	10-165	50	10-245	52
0304-4	309	10-005	46	10-088	48	101-186	232	10-170	50	10-246	52
0304-5	309	10-006	46	10-089	48	101-187	232	10-171	50	10-247	52
0304-6	309	1000-6-5	370	10-090	48	101-188	232	10-172	50	10-248	52
0304-8	309	10-007	46	10-094	49	10-119	50	10-173	50	10-253	53
0304-C-10	309	10-008	46	10-095	49	10-120	50	10-174	50	10-254	53
0304-C-12	309	1000-8-5	370	10-097	49	10-121	50	10-175	50	10-255	53
0304-C-14	309	1001-12-5	370	10-098	49	10-122	50	10-176	50	10-255L	53
0304-C-16	309	1001-16-5	370	10-099	49	10-123	50	101-773	232	10-256	53
0304-C-2	309	1001-20-5	370	100C100B	371	101-253	232	101-774	232	10-256L	53
0304-C-20	309	1001-24-5	370	100R1025	364	101-254	232	101-775	232	10-257	53
0304-C-24	309	10-013	46	100R1038	364	101-255	232	101-776	232	10-258	53
0304-C-3	309	10-014	46	100R1050	364	101-256	232	101-777	232	10-259	53
0304-C-32	309	1001-4-5	370	100R1075	364	101-257	232	101-778	232	10-259L	53
0304-C-4	309	10-015	46	100R1100	364	101-258	232	10-178	50	10-260	53
0304-C-5	309	10-015L	46	100R1125	364	10-131	49	10-179	50	10-260L	53
0304-C-6	309	10-016	46	100R1150	364	10-133	49	10-180	50	10-261	53
0304-C-8	309	1001-6-5	370	100R16025	365	10-135	58	10-181	50	10-262	53
0306-10	318	10-017	46	100R16038	365	10-136	58	10-182	50	10-263	53
0306-12	318	10-017L	46	100R16050	365	10-137	58	10-187	50	10-263L	53
0306-14	318	10-018	46	100R16075	365	101-393	232	10-188	50	10-264	53
0306-16	318	1001-8-5	370	100R16100	365	101-394	232	10-189	50	10-264L	53
0306-20	318	10-019	46	100R17025	365	101-395	232	10-197	50	10-265	53
0306-24	318	10-019L	46	100R17038	365	101-396	232	10-203	51	10-265L	53
0306-32	318	10-020	46	100R17050	365	101-397	232	10-204	51	10-266	53
0306-4	318	10-020L	46	100R17075	365	101-398	232	10204B	51	10-267	53
0306-5	318	10-021	46	100R17100	365	101-413	232	10-204B	51	10-268	53
0306-6	318	10-022	46	100R2025	364	101-414	232	10-205	51	10-268L	53
0306-8	318	10-023	46	100R2038	364	101-415	232	10205B	51	10-269	53
0318-10	310	10-024	46	100R2050	364	101-416	232	10-205B	51	10-269L	53
0318-12	310	10-025	46	100R2075	364	101-417	232	10-206	51	10-270	53
0318-14	310	10-026	46	100R2100	364	101-418	232	10-207	51	10-271	53
0318-16	310	10-028	47	100R2125	364	101-434	232	10-208	51	10-272	53
0318-2	310	10-030	47	100R2150	364	101-435	232	10-209	51	10-272L	53
0318-20	310	10-031	47	10-100	49	101-437	232	10-210	51	10-273	53
0318-24	310	10-032	47	1010002	262	101-438	232	10-211	51	10-273L	53
0318-3	310	10-033	47	1010004	262	101-440	232	10-212	51	10-274	53
0318-32	310	10-038	47	1010008	262	101-441	232	10-213	51	10-275	53
0318-4	310	10-039	47	1010011	262	101-442	232	10-214	51	10-276	53
0318-5	310	10-040	47	1010016	262	101-443	232	10-215	51	10-277	53
0318-6	310	10-041	47	1010019	262	101-444	232	10-216	51	10-278	53
0318-8	310	10-042	47	1010022	262	101-445	232	10-217	51	10-279	53
0319-10	310	10-043	47	1010024	262	101-446	232	10-218	51	10-280	53
0319-12	310	10-044	47	1010027	262	101-447	232	10-219	51	10-283	54
0319-14	310	10-045	47	10-104	49	101-449	232	10-220	51	10283B	54
0319-16	310	10-046	47	10-105	49	101-450	232	10-221	51	10-283B	54
0319-2	310	10-047	47	10-106	49	101-451	232	10-224	52	10-284	54
0319-20	310	10-048	47	10-106L	49	101-452	232	10-226	52	10284B	54
0319-24	310	10-049	47	10-107	49	101-453	232	10-227	52	10-284B	54
0319-3	310	10-051	47	10-108	49	101-454	232	10-228	52	10-285	54
0319-32	310	10-052	47	10-108L	49	101-458	232	10-228L	52	10-286	54
0319-4	310	10-053	47	10-109	49	101-473	232	10-229	52	10286B	54
0319-5	310	10-054	47	10-109L	49	101-474	232	10-229L	52	10-286B	54
0319-6	310	10-055	47	10-110	49	101-475	232	10-230	52	10-287	54
0319-8	310	10-056	47	101-103	232	101-476	232	10-231	52	10287B	54
0403-10	310	10-058	47	101-104	232	101-477	232	10-232	52	10-287B	54
0403-12	310	10-063	48	101-105	232	101-478	232	10-233	52	10-288	54
0403-14	310	10-064	48	101-106	232	101-157	50	10-234	52	10-289	54
0403-16	310	10-065	48	101-107	232	10-158	50	10-235	52	10-290	54

Part#	Page	Part#	Page	Part#	Page	Part#	Page	Part#	Page	Part#	Page
10290B	54	10-319	55	10-453	57	12-007	61	12-101	64	1405-12-12	304
10-290B	54	10319B	55	10-454	57	12-008	61	12-102	64	1405-12-16	304
10-291	54	10-319B	55	10-455	57	12-009	61	12-103	64	1405-12-8	304
10291B	54	10-320	55	10455B	57	12-010	61	12-110	64	1405-16-12	304
10-291B	54	10-321	55	10-455B	57	12-011	61	12-111	64	1405-16-16	304
10-292	54	10-322	55	10-456	57	12-012	61	12-112	64	1405-20-20	304
10-293	54	10-323	55	10-457	57	12-013	61	12-118	64	1405-2-2	304
10293B	54	10-324	55	10-458	57	12-014	61	12-119	64	1405-2-4	304
10-293B	54	10324B	55	10-459	57	12-015	61	12-120	64	1405-24-24	304
10-294	54	10-324B	55	10-460	57	12-016	61	12-121	64	1405-32-32	304
10294B	54	10-325	55	10-461	58	12-017	61	12-127	65	1405-4-2	304
10-294B	54	10-326	55	10-462	58	12-020	61	12-129	65	1405-4-4	304
10-295	54	10-327	55	10-463	58	12-022	62	12-130	65	1405-4-6	304
10295B	54	10-328	55	10-464	58	12-023	62	12-144	65	1405-6-4	304
10-295B	54	10-329	55	10-467	58	12-024	62	12-145	65	1405-6-6	304
10-296	54	10-330	55	10-468	58	12-025	62	12-146	65	1405-6-8	304
10-297	54	10-331	55	10-469	58	12-026	62	12-147	65	1405-8-12	304
10-298	54	10-333	55	10-470	58	12-027	62	12-149	65	1405-8-4	304
10298B	54	10-340	55	10-471	58	12-032	62	12-150	65	1405-8-6	304
10-298B	54	10-343	55	10-473	58	12-033	62	12-151	65	1405-8-8	304
10-299	54	10-344	55	10-481	59	12-034	62	12-200	65	1406-12-12	304
10299B	54	10-345	55	10-482	59	12-035	62	12-202	65	1406-16-16	304
10-299B	54	10-347	55	10-483	59	12-036	62	12-210	66	1406-4-4	304
10-300	54	10-348	55	10-484	59	12-038	62	12-212	66	1406-6-6	304
10300008	261	10-350	55	10-485	59	12-040	62	12-214	66	1406-8-8	304
10300010	261	10-351	55	10-486	59	12-041	62	12-216	66	1501-12-12	305
10300012	261	10-352	55	10-487	59	12-042	62	12-218	66	1501-12-16	305
10300016	261	10-353	55	10-488	59	12-043	62	12-220	66	1501-12-6	305
10300019	261	10-354	55	10-489	59	12-044	62	12-222	66	1501-12-8	305
10300021	261	10-355	55	10-493	59	12-045	62	12-224	66	1501-16-12	305
10300022	261	10-357	55	10494	59	12-046	62	12-230	66	1501-16-16	305
10300026	261	10-359	55	10-494	59	12-047	62	12-250	66	1501-16-20	305
10300053	261	10-360	55	10-495	58	12-048	62	12-252	66	1501-16-8	305
10300054	261	10-361	55	10-500	58	12-049	62	12-254	66	1501-20-12	305
10300055	261	10-373	56	1050000	261	12-050	62	12-256	66	1501-20-16	305
10300056	261	10-374	56	1050001	261	12-051	62	12-257	66	1501-20-20	305
10300057	261	10-375	56	1050002	261	12-052	62	12-310	66	1501-20-24	305
10300061	261	10-376	56	1050003	261	12054	63	12-326	67	1501-2-2	305
10300062	261	10-382	56	1050006	261	12-054	63	12-327	67	1501-2-4	305
10300063	261	10-383	56	1050007	261	12-056	63	12-328	67	1501-24-20	305
10300064	261	10-404	56	1050008	261	12-057	63	12-333	67	1501-24-24	305
10300065	261	10-405	56	1050009	261	12-058	63	12-335	67	1501-32-32	305
10300066	261	10-406	56	1050010	261	12-059	63	12-337	67	1501-4-2	305
10300068	261	10-407	56	1050011	261	12-060	63	12-339	67	1501-4-4	305
10300071	261	10-408	56	1050012	261	12-061	63	12-341	67	1501-4-6	305
10300073	261	10-409	56	1050013	261	12-062	63	12-343	67	1501-4-8	305
10300B	54	10-410	56	1050014	261	12-063	63	1404-12-12	304	1501-6-12	305
10-300B	54	10-411	56	1050015	261	12-064	63	1404-12-16	304	1501-6-4	305
10-301	54	10-412	56	1050016	261	12-065	63	1404-12-6	304	1501-6-6	305
10-302	54	10-416	56	1050017	261	12-066	63	1404-12-8	304	1501-6-8	305
10302B	54	10-417	56	1050018	261	12-067	63	1404-16-12	304	1501-8-12	305
10-302B	54	10-419	56	1050020	261	12-068	63	1404-16-16	304	1501-8-4	305
10-303	54	10-421	56	1050021	261	12-069	63	1404-16-20	304	1501-8-6	305
10303B	54	10-429	57	1050023	261	12-072	63	1404-16-8	304	1501-8-8	305
10-303B	54	10-430	57	1050025	261	12-073	63	1404-20-16	304	1501-LL-12-12	305
10-304	54	10-431	57	1050026	261	12-074	63	1404-20-20	304	1501-LL-16-16	305
10-305	54	10-432	57	1050027	261	12-075	63	1404-20-24	304	1501-LL-4-4	305
10-306	54	10-434	57	1050028	261	12-076	63	1404-2-2	304	1501-LL-6-6	305
10306B	54	10-435	57	1050029	261	12-077	63	1404-2-4	304	1501-LL-8-8	305
10-306B	54	10-440	58	1050030	261	12-079	63	1404-24-20	304	1502-12-12	305
10-307	54	10-441	58	1050031	261	12-080	63	1404-24-24	304	1502-12-16	305
10-308	54	10-442	58	1050032	261	12-081	63	1404-32-32	304	1502-12-8	305
10-309	54	10-443	58	1050033	261	12-085	63	1404-4-2	304	1502-16-12	305
10-311	54	10-444	58	10-602	59	12-086	63	1404-4-4	304	1502-16-16	305
10-312	55	10-448	57	10-611	59	12-087	63	1404-4-6	304	1502-20-20	305
10-313	55	10448B	57	10-615	59	12-088	63	1404-4-8	304	1502-2-2	305
10313B	55	10-448B	57	12-000	61	12-089	63	1404-6-4	304	1502-2-4	305
10-313B	55	10-449	57	12-001	61	12-090	63	1404-6-6	304	1502-24-24	305
10-314	55	10-450	57	12-002	61	12-091	64	1404-6-8	304	1502-32-32	305
10-315	55	10-451	57	12-003	61	12-092	64	1404-8-12	304	1502-4-2	305
10-316	55	10-452	57	12-004	61	12-093	64	1404-8-4	304	1502-4-4	305
10-317	55	10452B	57	12-005	61	12-094	64	1404-8-6	304	1502-4-6	305
10-318	55	10-452B	57	12-006	61	12-100	64	1404-8-8	304	1502-6-4	305

Part#	Page	Part#	Page	Part#	Page	Part#	Page	Part#	Page	Part#	Page
1502-6-6.....	305	15300023.....	261	1700-32-32.....	342	17-229.....	251	1804-20-20.....	343	18-119.....	75
1502-6-8.....	305	15300024.....	261	1700-40-40.....	342	17-233.....	251	1804-20-24.....	343	18122B.....	76
1502-8-12.....	305	15300027.....	261	1700-8-12.....	342	17-234.....	251	1804-24-24.....	343	18-122B.....	76
1502-8-4.....	305	15300030.....	261	1700-8-8.....	342	17-237.....	251	1804-32-32.....	343	18-123.....	76
1502-8-6.....	305	16-001.....	83	1703-12-12.....	342	17-238.....	251	18-047.....	73	18123B.....	76
1502-8-8.....	305	16-002.....	83	1703-12-16.....	342	17-254.....	251	18-048.....	73	18-123B.....	76
1503-12-12.....	306	16-003.....	83	1703-16-16.....	342	17-258.....	251	1804-8-8.....	343	18-124.....	76
1503-12-16.....	306	16-004.....	83	1703-16-20.....	342	17-259.....	251	18-049.....	73	18124B.....	76
1503-12-6.....	306	16-005.....	83	1703-16-24.....	342	17-262.....	251	18-050.....	73	18-124B.....	76
1503-12-8.....	306	16-010.....	73	1703-20-16.....	342	17-263.....	251	18-054.....	72	18-125.....	76
1503-16-12.....	306	1601-12-12.....	306	1703-20-20.....	342	17-279.....	251	18-055.....	72	18125B.....	76
1503-16-16.....	306	1601-12-8.....	306	1703-20-24.....	342	17-282.....	251	18-056.....	72	18-125B.....	76
1503-16-20.....	306	1601-16-12.....	306	1703-24-40.....	342	17-291.....	251	18-057.....	72	18-126.....	76
1503-20-16.....	306	1601-16-16.....	306	1703-32-24.....	342	17-292.....	251	18-062.....	74	18-127.....	76
1503-20-20.....	306	1601-20-20.....	306	1703-32-32.....	342	17-296.....	251	18-063.....	74	18127B.....	76
1503-2-2.....	306	1601-2-2.....	306	1703-8-12.....	342	17-297.....	251	18-064.....	74	18-127B.....	76
1503-2-4.....	306	1601-24-24.....	306	1703-8-8.....	342	17-299.....	251	18-064L.....	74	18-128.....	76
1503-24-24.....	306	1601-4-4.....	306	1704-10-16.....	342	18-001.....	71	18-065.....	74	18-129.....	76
1503-32-32.....	306	1601-6-4.....	306	1704-12-12.....	342	1800-12-12.....	342	18-066.....	74	18-130.....	76
1503-4-2.....	306	1601-6-6.....	306	1704-12-16.....	342	1800-12-16.....	342	18-066L.....	74	18-135.....	76
1503-4-4.....	306	1601-6-8.....	306	1704-12-20.....	342	1800-16-16.....	342	18-067.....	74	18-136.....	76
1503-4-6.....	306	1601-8-4.....	306	1704-16-12.....	342	1800-16-20.....	342	18-068.....	74	18-137.....	76
1503-6-4.....	306	1601-8-6.....	306	1704-16-16.....	342	18-002.....	71	18-068L.....	74	18-142.....	77
1503-6-6.....	306	1601-8-8.....	306	1704-16-20.....	342	1800-20-16.....	342	18-069.....	74	18-143.....	77
1503-6-8.....	306	1602-12-12.....	306	1704-16-24.....	342	1800-20-20.....	342	18-069L.....	74	18-144.....	77
1503-8-12.....	306	1602-12-8.....	306	1704-20-16.....	342	1800-20-24.....	342	18-070.....	74	18-145.....	77
1503-8-4.....	306	1602-16-12.....	306	1704-20-20.....	342	1800-24-24.....	342	18-071.....	74	18-145L.....	77
1503-8-6.....	306	1602-16-16.....	306	1704-20-24.....	342	18-003.....	71	18-071L.....	74	18-146.....	77
1503-8-8.....	306	1602-20-20.....	306	1704-24-16.....	342	1800-32-32.....	342	18-076.....	74	18-146L.....	77
1504-12-12.....	306	1602-2-2.....	306	1704-24-20.....	342	18-004.....	71	18-077.....	74	18-147.....	77
1504-16-16.....	306	1602-24-24.....	306	1704-24-32.....	342	18-005.....	71	18-078.....	74	18-148.....	77
1504-20-20.....	306	1602-4-4.....	306	1704-24-40.....	342	18-006.....	71	18-079.....	74	18-149.....	77
1504-2-2.....	306	1602-6-4.....	306	1704-32-24.....	342	18-007.....	71	18-080.....	74	18-150.....	77
1504-24-24.....	306	1602-6-6.....	306	1704-32-32.....	342	18-008.....	71	18-081.....	74	18-152.....	77
1504-4-4.....	306	1602-8-6.....	306	1704-8-12.....	342	1800-8-8.....	342	18-082.....	74	18-153.....	77
1504-6-4.....	306	1602-8-8.....	306	1704-8-8.....	342	18-009.....	71	18-083.....	74	18-153L.....	77
1504-6-6.....	306	1603-12-12.....	307	17-064.....	250	18-010.....	71	18-084.....	74	18-154.....	77
1504-8-6.....	306	1603-16-16.....	307	17-065.....	250	18-015.....	71	18-088.....	74	18-154L.....	77
1504-8-8.....	306	1603-20-20.....	307	17-066.....	250	18-016.....	71	18-088.....	74	18-155.....	77
1510003.....	262	1603-2-2.....	307	17-068.....	250	18-017.....	71	18-090.....	74	18-155.....	77
1510004.....	262	1603-4-4.....	307	17-078.....	250	18-018.....	71	18-092.....	75	18-156.....	77
1510006.....	262	1603-6-6.....	307	17-079.....	250	18-019.....	71	18-094.....	75	18-157.....	77
1510007.....	262	1603-8-8.....	307	17-081.....	250	18-019.....	71	18-096.....	75	18-158.....	77
1510008.....	262	16-090.....	73	17-088N.....	250	18-020.....	71	18-097.....	75	18-158L.....	77
1510009.....	262	16-117.....	83	17-090N.....	250	18-029.....	73	18-099.....	75	18-159.....	77
1510010.....	262	16-118.....	83	17-091N.....	250	18-030.....	73	18-100.....	75	18-159L.....	77
1510011.....	262	16-119.....	83	17-103.....	250	1803-12-12.....	343	18-101.....	75	18-160.....	77
1510012.....	262	16-121.....	83	17-105.....	250	1803-12-16.....	343	18101B.....	75	18-161.....	77
1510013.....	262	16-122.....	83	17-106.....	250	1803-16-16.....	343	18-101B.....	75	18-162.....	77
1510014.....	262	16-123.....	83	17-124.....	250	1803-16-20.....	343	18-102.....	75	18-162L.....	77
1510016.....	262	16-127.....	83	17-126.....	250	1803-20-16.....	343	18102B.....	75	18-163.....	77
1510019.....	262	16-128.....	83	17-127.....	250	1803-20-20.....	343	18-102B.....	75	18-164.....	77
1510020.....	262	16-129.....	83	17-145.....	251	1803-20-24.....	343	18-103.....	75	18-165.....	77
1510023.....	262	16-130.....	83	17-146.....	251	1803-24-24.....	343	18103B.....	75	18-166.....	77
15300000.....	261	16700001.....	262	17-153.....	251	18-033.....	72	18-103B.....	75	18-167.....	77
15300001.....	261	16700004.....	262	17-154.....	251	1803-32-32.....	343	18-104.....	75	18-171.....	76
15300002.....	261	16700007.....	262	17-158.....	251	18-034.....	72	18104B.....	75	18-175.....	78
15300003.....	261	16700010.....	262	17-159.....	251	18-035.....	72	18-104B.....	75	18-176.....	78
15300004.....	261	16700012.....	262	17-176.....	251	18-035L.....	72	18-105.....	75	18-177.....	78
15300005.....	261	16700013.....	262	17-177.....	251	18-036.....	72	18105B.....	75	18-178.....	78
15300006.....	261	16700016.....	262	17-179.....	251	18-037.....	72	18-105B.....	75	18-179.....	78
15300008.....	261	16700017.....	262	17-180.....	251	18-037L.....	72	18-106.....	75	18-179L.....	78
15300010.....	261	16700022.....	262	17-181.....	251	18-038.....	72	18-106.....	75	18-180.....	78
15300012.....	261	16700024.....	262	17-184.....	251	18-039.....	72	18-106B.....	75	18-180L.....	78
15300013.....	261	1700-12-12.....	342	17-187.....	251	18-039L.....	72	18-107.....	75	18-181.....	78
15300014.....	261	1700-12-16.....	342	17-188.....	251	18-040.....	72	18-108.....	75	18-182.....	78
15300015.....	261	1700-16-16.....	342	17-189.....	251	18-040L.....	72	18-109.....	75	18-183.....	78
15300016.....	261	1700-16-20.....	342	17-190.....	251	18-041.....	72	18-110.....	75	18-184.....	78
15300017.....	261	1700-16-24.....	342	17-193.....	251	1804-12-12.....	343	18-111.....	75	18-184L.....	78
15300018.....	261	1700-20-16.....	342	17-194.....	251	1804-12-16.....	343	18-114.....	75	18-185.....	78
15300019.....	261	1700-20-20.....	342	17-195.....	251	1804-16-16.....	343	18-115.....	75	18-186.....	78
15300020.....	261	1700-20-32.....	342	17-224.....	251	1804-16-20.....	343	18-116.....	75	18-187.....	78
15300021.....	261	1700-24-24.....	342	17-225.....	251	18-042.....	72	18-117.....	75	18-187L.....	78
				17-226.....	251	1804-20-16.....	343	18-118.....	75	18-188.....	78

Part#	Page	Part#	Page	Part#	Page	Part#	Page	Part#	Page	Part#	Page
18-188L	78	18-239	79	18-322	82	20-011	92	20-050N	100	20-080N	100
18-189	78	18-240	79	18-323	82	20-013	92	20-050P	252	20-081	95
18-189L	78	18-241	79	18-324	82	20-016N	99	20-051	94	20-081C	108
18-190	78	18241B	79	18-325	82	20-017	93	20-052	94	20-081N	100
18-190L	78	18-241B	79	18-326	82	20-017N	99	20-052P	252	20-082	95
18-191	78	18-242	79	18-327	82	20-018	93	20-053	94	20-082C	108
18-192	78	18-243	79	18-328	82	20-018N	99	20-053N	100	20-082N	100
18-193	78	18-245	79	18-329	82	20-018P	252	20-054	94	20-083	95
18-193L	78	18-246	79	18-330	82	20-019	93	20-054C	108	20-083C	108
18-194	78	18-247	79	18-331	82	20-019C	108	20-054N	100	20-083N	100
18-194L	78	18-248	79	18-332	82	20-019N	99	20-054P	252	20-084	95
18-195	78	18-250	81	18-333	82	20-019P	252	20-055	94	20-084C	108
18-195L	78	18-251	81	18-334	82	20-020	93	20-055C	108	20-084N	100
18-196	78	18-252	81	18-335	82	20-020C	108	20-055N	100	20-085	95
18-197	78	18-253	81	18-336	82	20-020N	99	20-055P	252	20-085N	100
18-198	78	18253B	81	18-338	82	20-020P	252	20-056	94	20-086	95
18-199	78	18-253B	81	18-339	82	20-021	93	20-056C	108	20-086C	108
18-200	78	18-254	81	185038	313	20-021N	99	20-056N	100	20-086N	100
18-201	78	18-255	81	185164	313	20-021P	252	20-056P	252	20-087	95
18-202	78	18-256	81	1861-12	343	20-022	93	20-057	94	20-087C	108
18-203	78	18-257	81	1861-16	343	20-022N	99	20-057N	100	20-087N	100
18-204	78	18-258	81	1861-20	343	20-023	94	20-057P	252	20-088	95
18-205	78	18-259	81	1861-24	343	20-023N	100	20-058	94	20-088C	108
18-208	76	18-260	81	1861-32	343	20-024N	99	20-058C	108	20-088N	100
18-209	76	18-261	81	1861-40	343	20-025	93	20-058N	100	20-089	95
18-210	76	18-262	81	1861-8	343	20-025N	99	20-058P	252	20-089N	100
18-211	76	18-263	81	1862-12	343	20-026	93	20-059	94	20-090	95
18-212	76	18-264	81	1862-16	343	20-026N	99	20-059C	108	20-090N	100
18-213	76	18-265	81	1862-20	343	20-026P	253	20-059N	100	20-091	95
18-214	76	18-266	81	1862-24	343	20-027	93	20-059P	252	20-091N	100
18-215	76	18-267	81	1862-32	343	20-027P	253	20-060	94	20-092	95
18-220	79	18-268	81	1862-8	343	20-028	93	20-060C	108	20-092N	100
18220B	79	18-269	81	1900-12	344	20-028C	108	20-060N	100	20-093	96
18-220B	79	18-270	81	1900-16	344	20-028N	99	20-061	94	20-094	95
18-221	79	18-271	81	1900-20	344	20-028P	253	20-061C	108	20-094N	100
18221B	79	18-272	80	1900-24	344	20-029	93	20-061N	100	20-095	96
18-221B	79	18-273	80	1900-32	344	20-029C	108	20-061P	252	20-097	96
18-223	79	18-274	80	1900-40	344	20-029N	99	20-062	94	20-098	96
18-224	79	18-275	80	1900-8	344	20-029P	253	20-062C	108	20-099	96
18224B	79	18-276	80	1901-12	344	20-030	93	20-062N	100	20-099C	109
18-224B	79	18-277	80	1901-16	344	20-030N	99	20-062P	252	20-100	96
18-225	79	18-278	80	1901-20	344	20-030P	253	20-063	94	20-100C	109
18225B	79	18-279	80	1901-24	344	20-031	93	20-063C	108	20-101	96
18-225B	79	18-280	80	1901-32	344	20-031N	99	20-063N	100	20-102	96
18-226	79	18-281	80	1901-40	344	20-031P	253	20-063P	252	20-103	97
18-227	79	18-282	80	1901-48	344	20-032	93	20-064	94	20-103N	101
18-228	79	18-283	80	1901-8	344	20-032N	99	20-065	94	20-104	97
18228B	79	18-284	80	1902-12	344	20-034	93	20-066	94	20-104N	101
18-228B	79	18-290	80	1902-16	344	20-034C	108	20-067	94	20-105	97
18-229	79	18-291	80	1902-20	344	20-034N	99	20-068	94	20-105C	109
18229B	79	18291B	80	1902-24	344	20-035	93	20-068N	99	20-105N	101
18-229B	79	18-291B	80	1902-32	344	20-035C	108	20-068P	253	20-106	97
18-230	79	18-292	80	1902-8	344	20-035N	99	20-069	94	20-106C	109
18-231	79	18-293	80	1961-12	343	20-035P	253	20-069N	99	20-106N	101
18-232	79	18-294	80	1961-16	343	20-036	93	20-069P	253	20-107	97
18232B	79	18-295	80	1961-20	343	20-036C	108	20-070	94	20-107C	109
18-232B	79	18-296	80	1961-24	343	20-036N	99	20-070P	253	20-107N	101
18-233	79	18296B	80	1961-32	343	20-036P	253	20-071	94	20-108	97
18233B	79	18-296B	80	1961-8	343	20-037	93	20-072	94	20-108C	109
18-233B	79	18-297	80	1962-12	343	20-037C	108	20-072N	99	20-108N	101
18-234	79	18-298	80	1962-16	343	20-037N	99	20-072P	253	20-109	97
18234B	79	18-299	80	1962-20	343	20-038	93	20-073	94	20-109N	101
18-234B	79	18299B	80	1962-24	343	20-038N	99	20-073N	99	20-110	97
18-235	79	18-299B	80	1962-32	343	20-046	94	20-073P	253	20-110N	101
18235B	79	18-300	80	1962-8	343	20-046N	100	20-074	94	20-111	97
18-235B	79	18-301	80	20-000	92	20-046P	252	20-075	94	20-111N	101
18-236	79	18-302	80	20-004	92	20-047	94	20-076	95	20-112	97
18-237	79	18-303	80	20-005	92	20-047N	100	20-076N	100	20-113	97
18237B	79	18-304	80	20-006	92	20-048	94	20-077	95	20-115	97
18-237B	79	18-307	81	20-007	92	20-048N	100	20-078	95	20-116	97
18-238	79	18-314	82	20-008	92	20-049	94	20-079	95	20-117	97
18238B	79	18-316	82	20-009	92	20-049N	100	20-079N	100	20-118	97
18-238B	79	18-321	82	20-010	92	20-050	94	20-080	95	20-119	97

Part#	Page	Part#	Page	Part#	Page	Part#	Page	Part#	Page	Part#	Page
20-120	97	20-219	86	20-313	88	20-531N	100	20-642	110	20-718N	104
20-121C	109	20-220	86	20-314	88	20-531P	252	20-642N	103	20-719N	104
20-123N	101	20-221	86	20-317	89	20-532	94	20-655	110	20-720N	104
20-123P	253	20-222	86	20-318	89	20-532N	100	20-655N	103	20-721N	104
20-125P	253	20-223	86	20-319	89	20-532P	252	20-656	110	20-722N	104
20-126	98	20-227	86	20-320	89	20-533P	253	20-656N	103	20-723N	105
20-126P	253	20-228	86	20-321	89	20535	95	20-657	110	20-724N	105
20-127	98	20-229	86	20-322	89	20-535	95	20-657N	103	20-724P	253
20-127C	109	20-230	86	20-323	89	20-535N	100	20-658	110	20-725N	105
20-127N	101	20-231	86	20-324	89	20538	95	20-658N	103	20-725P	253
20-127P	253	20-232	86	20-327	89	20-538	95	20-659	110	20-726N	105
20-128	98	20-235	86	20-328	89	20-538N	100	20-659N	103	20-727N	105
20-128C	109	20-237	86	20-330	87	20539	95	20-660	110	20-728C	109
20-128N	101	20-240	86	20-333	89	20-539	95	20-660N	105	20-728N	105
20-128P	253	20-241	86	20-334	89	20-539N	100	20-661	110	20-729N	105
20-129	98	20-242	86	20-337	90	20-552	96	20-661N	105	20-730N	105
20-129P	253	20-243	86	20-338	90	20-553	96	20-670	110	20-730P	253
20-130	97	20-244	86	20-339	90	20-553C	109	20-670N	104	20-731N	105
20-132	97	20-245	86	20-344	90	20-553N	101	20-672	110	20-731P	253
20-133	96	20-248	87	20-370	89	20-555C	109	20-672N	104	20-732N	105
20-134	96	20-249	87	20-372	89	20-557	96	20-673	110	20-732P	253
20-143P	252	20-250	87	20-380	85	20-557C	109	20-673N	104	20-733N	105
20-150	95	20-251	87	20-381	85	20-600	110	20-674	110	20-733P	253
20-150N	101	20-252	87	20-382	85	20-600N	105	20-674N	104	20-734N	105
20-151	95	20-253	87	20-384	85	20-601	110	20-675	110	20-734P	253
20-151N	101	20-256	87	20-401	90	20-601N	105	20-676	110	20-735N	105
20-151P	252	20-257	87	20-403	90	20-602	110	20-676N	104	20-735P	253
20-152	95	20-258	87	20-409	90	20-603	110	20-677	110	20-736N	105
20-152C	109	20-259	87	20-411	90	20-603N	105	20-677N	104	20-736P	253
20-152N	101	20-260	87	20-413	90	20-604	110	20-678	110	20-737N	105
20-152P	252	20-261	87	20-417	90	20-604N	105	20-678N	104	20-738N	105
20-153	95	20-262	87	20-419	90	20-610	110	20-679	110	20-739N	105
20-153C	109	20-263	87	20-425	91	20-610N	106	20-679N	104	20-740N	105
20-153N	101	20-264	87	20-427	91	20-611	110	20-680	110	20-740P	253
20-153P	252	20-265	87	20-435	91	2061-12	344	20-680N	104	20-741N	106
20-154	95	20-266	87	20-437	91	2061-16	344	20-682	110	20-741P	253
20-154N	101	20-267	87	20-439	91	20-611N	106	20-682N	104	20-742N	106
20-154P	252	20-268	87	20-445	91	20-612	110	20-683	110	20-742P	253
20-155	95	20-269	87	20-451	91	2061-20	344	20-683N	104	20-743N	106
20-155N	101	20-270	87	20-453	91	2061-24	344	20-684	110	20-743P	253
20-155P	252	20-271	87	20-455	91	20-612N	106	20-684N	104	20-744N	106
20-156N	101	20-272	87	20-457	91	20-613	110	20-685	110	20-744P	253
20-162	97	20-273	87	20-461	91	2061-32	344	20-686	110	20-745N	106
20-162C	109	20-274	87	20-463	91	20-613N	106	20-686N	104	20-745P	253
20-162N	101	20-275	87	20-465	91	20-614	110	20-687	110	20-746N	106
20-163	97	20-276	87	20-473	152	2061-40	344	20-687N	104	20-746P	253
20-163C	109	20-277	87	20-485	152	2061-48	344	20-688	110	20-747N	106
20-163N	101	20-278	87	20-487	152	20-614N	106	20-688N	104	20-747P	253
20-164N	101	20-279	87	20-487C	109	2061-8	344	20-689	110	20-748N	106
20-165	97	20-280	87	20-501	152	2062-12	344	20-689N	104	20-748P	253
20-165C	109	20-282	87	20-503	152	2062-16	344	20-700N	103	20-749N	106
20-165N	101	20-287	88	20-510	93	2062-20	344	20-700P	253	20-750N	106
20-166	97	20-288	88	20-510N	99	2062-24	344	20-701N	103	20-750P	252
20-166N	101	20289	88	20-511	93	2062-32	344	20-701P	253	20-751N	106
20-170	98	20-289	88	20-511N	99	2062-8	344	20-702N	103	20-751P	252
20-171	98	20-290	88	20-512	93	20-630	110	20-702P	252	20-752N	106
20-172	98	20-291	88	20-512N	99	20-630N	103	20-703N	103	20-752P	252
20-174	97	20-292	88	20-512P	253	20-631	110	20-703P	252	20-753N	106
20-174N	101	20-293	88	20-513N	99	20-631N	103	20-704N	103	20-753P	252
20-200	86	20-294	88	20-514N	99	20-632	110	20-704P	252	20-754N	106
20-201	85	20-295	88	20-514P	253	20-632N	103	20-705N	103	20-754P	252
20-203	85	20-296	88	20-522P	253	20-633	110	20-706N	103	20-755N	106
20-204	85	20-300	88	20-523P	253	20-633N	103	20-707N	103	20-755P	252
20-205	85	20-301	88	20-524P	253	20-634	110	20-708N	103	20-756N	106
20-206	85	20-302	88	20-525P	253	20-634N	103	20-709N	103	20-756P	252
20-206N	105	20-303	88	20-526P	253	20-635	110	20-710N	103	20-757N	106
20-207	85	20-304	88	20-527P	253	20-635N	103	20-711N	103	20-757P	252
20-208	85	20-305	88	20-528P	253	20-636	110	20-712N	103	20-758N	106
20-211	85	20-308	88	20-529P	253	20-636N	103	20-713N	103	20-758P	252
20-212	85	20-309	88	20-530	94	20-637	110	20-714N	103	20-759N	106
20-213	85	20-310	88	20-530N	100	20-637N	103	20-715N	103	20-760N	106
20-214	85	20-311	88	20-530P	253	20-638	110	20-716N	104	20-760P	253
20-218	86	20-312	88	20-531	94	20-638N	103	20-717N	104	20-761N	100

Part#	Page	Part#	Page	Part#	Page	Part#	Page	Part#	Page	Part#	Page
20-761P	253	21-113	24	2403-12-6	311	2404-6-8	311	2407-12-8	312	2501-6-12	314
20-762N	100	21-115	24	2403-12-8	311	2404-8-12	311	2407-16-12	312	2501-6-2	314
20-762P	253	21-117	24	2403-14	311	2404-8-16	311	2407-20-16	312	2501-6-4	314
20-763P	253	21-119	24	2403-16	311	2404-8-4	311	2407-24-20	312	2501-6-6	314
20-764P	253	21-121	24	2403-16-10	311	2404-8-6	311	2407-6-4	312	2501-6-8	314
20-776P	254	21-133	24	2403-16-12	311	2404-8-8	311	2407-8-4	312	2501-8-12	314
20-777P	254	21-151	24	2403-2	311	2404-L-10-8	312	2407-8-6	312	2501-8-16	314
20-779P	254	21-153	24	2403-20	311	2404-L-12-12	312	2408-10	313	2501-8-4	314
20-780	293	21-155	24	2403-20-12	311	2404-L-16-16	312	2408-12	313	2501-8-6	314
20-801	110	21-159	24	2403-20-16	311	2404-L-4-2	312	2408-14	313	2501-8-8	314
20-801N	103	21-161	24	2403-24	311	2404-L-4-4	312	2408-16	313	2501-L-10-8	314
20-803	110	21-193	24	2403-24-20	311	2404-L-6-4	312	2408-2	313	2501-L-12-12	314
20-803N	103	21-195	24	2403-3	311	2404-L-6-6	312	2408-20	313	2501-L-12-8	314
20-805	110	21-197	24	2403-32	311	2404-L-8-6	312	2408-24	313	2501-L-14-12	314
20-805N	103	21-207	24	2403-4	311	2404-L-8-8	312	2408-3	313	2501-L-16-16	314
20-806	110	2161-12-12	345	2403-5	311	2405-10-12	312	2408-32	313	2501-L-20-20	314
20-807	110	2161-16-16	345	2403-6	311	2405-10-6	312	2408-4	313	2501-L-24-24	314
20-807N	105	2161-20-20	345	2403-6-4	311	2405-10-8	312	2408-5	313	2501-L-4-2	314
20-808	110	2161-24-24	345	2403-6-5	311	2405-12-12	312	2408-6	313	2501-L-4-4	314
20-808N	105	2161-32-32	345	2403-8	311	2405-12-16	312	2408-8	313	2501-L-5-2	314
20-809	110	2161-8-8	345	2403-8-4	311	2405-12-8	312	2500-10	313	2501-L-5-4	314
20-809N	104	2162-12-12	345	2403-8-6	311	2405-14-12	312	2500-10-8	313	2501-L-6-2	314
20-810	110	2162-16-16	345	2403-LH-10	311	2405-16-12	312	2500-12	313	2501-L-6-4	314
20-810N	104	2162-20-20	345	2403-LH-12	311	2405-16-16	312	2500-12-8	313	2501-L-6-6	314
20-811	110	2162-24-24	345	2403-LH-16	311	2405-16-20	312	2500-14	313	2501-L-8-4	314
20-811N	104	2162-32-32	345	2403-LH-20	311	2405-20-20	312	2500-16	313	2501-L-8-6	314
20-813	110	2162-8-8	345	2403-LH-4	311	2405-2-2	312	2500-16-12	313	2501-L-8-8	314
20-813N	106	22-008	72	2403-LH-6	311	2405-24-24	312	2500-20	313	2501-LL-10-8	315
20-814	110	22-009	72	2403-LH-8	311	2405-3-2	312	2500-2-2	313	2501-LL-12-12	315
20-814N	106	22-009A	72	2404-10-12	311	2405-32-32	312	2500-24	313	2501-LL-12-8	315
20-815	110	22-010	72	2404-10-16	311	2405-3-4	312	2500-32	313	2501-LL-14-12	315
20-815N	106	22-010A	72	2404-10-4	311	2405-4-2	312	2500-3-3	313	2501-LL-16-16	315
20-836P	254	22-010B	72	2404-10-6	311	2405-4-4	312	2500-4-4	313	2501-LL-20-20	315
20-837P	254	22-011	72	2404-10-8	311	2405-4-6	312	2500-5-5	313	2501-LL-24-24	315
20-838P	254	22-011A	72	2404-12-12	311	2405-5-2	312	2500-6	313	2501-LL-4-2	315
20-853P	254	22-012	72	2404-12-16	311	2405-5-4	312	2500-6-4	313	2501-LL-4-4	315
20-854P	254	22-013	72	2404-12-20	311	2405-6-2	312	2500-8-4	313	2501-LL-5-2	315
20-855P	254	22-014	72	2404-12-6	311	2405-6-4	312	2500-8-6	313	2501-LL-5-4	315
20-856P	254	22-015	72	2404-12-8	311	2405-6-6	312	2500-8-8	313	2501-LL-6-2	315
20-857P	254	2261-12-12	345	2404-14-12	311	2405-6-8	312	2501-10-12	314	2501-LL-6-4	315
20-858P	254	2261-16-16	345	2404-14-16	311	2405-8-12	312	2501-10-16	314	2501-LL-6-6	315
20-859P	254	2261-20-20	345	2404-16-12	311	2405-8-4	312	2501-10-6	314	2501-LL-8-4	315
20-860P	254	2261-24-24	345	2404-16-16	311	2405-8-6	312	2501-10-8	314	2501-LL-8-6	315
20-861P	254	2261-32-32	345	2404-16-20	311	2405-8-8	312	2501-12-12	314	2501-LL-8-8	315
20-862P	254	2261-40-40	345	2404-16-24	311	2406-10-4	313	2501-12-16	314	2501-LLL-10-8	315
20-863P	254	2261-48-48	345	2404-20-12	311	2406-10-6	313	2501-12-20	314	2501-LLL-12-12	315
20-864P	254	2261-8-8	345	2404-20-16	311	2406-10-8	313	2501-12-6	314	2501-LLL-16-16	315
20-865P	254	2262-12-12	345	2404-20-20	311	2406-12-10	313	2501-12-8	314	2501-LLL-4-2	315
20-876P	254	2262-16-16	345	2404-20-24	311	2406-12-4	313	2501-14-12	314	2501-LLL-4-4	315
20-877P	254	2262-20-20	345	2404-2-2	311	2406-12-6	313	2501-14-16	314	2501-LLL-6-4	315
20-878P	254	2262-24-24	345	2404-2-4	311	2406-12-8	313	2501-16-12	314	2501-LLL-6-6	315
20-879P	254	2262-32-32	345	2404-24-16	311	2406-14-10	313	2501-16-16	314	2501-LLL-8-6	315
20-880P	254	2262-40-40	345	2404-24-20	311	2406-14-12	313	2501-16-20	314	2501-LLL-8-8	315
20-881P	254	2262-48-48	345	2404-24-24	311	2406-14-6	313	2501-20-16	314	2501-RS-4-4	314
20-900P	254	2262-8-8	345	2404-24-32	311	2406-14-8	313	2501-20-20	314	2501-RS-6-6	314
20-901P	254	2361-12-12	345	2404-3-2	311	2406-16-10	313	2501-20-24	314	2501-RS-6-8	314
20-904P	254	2361-16-16	345	2404-32-16	311	2406-16-12	313	2501-2-2	314	2501-S-10-8	315
20-905P	254	2361-20-20	345	2404-32-20	311	2406-16-14	313	2501-2-4	314	2501-S-12-12	315
20-944P	253	2361-24-24	345	2404-32-24	311	2406-16-20	313	2501-24-20	314	2501-S-4-4	315
20-993P	253	2362-12-12	345	2404-32-32	311	2406-16-4	313	2501-24-24	314	2501-S-6-4	315
21-003	24	2362-16-16	345	2404-3-4	311	2406-16-6	313	2501-24-32	314	2501-S-6-6	315
21-007	24	2362-20-20	345	2404-40-40	311	2406-16-8	313	2501-3-2	314	2501-S-8-6	315
21-009	24	2362-24-24	345	2404-4-2	311	2406-20-12	313	2501-32-24	314	2501-S-8-8	315
21-021	24	24-003	73	2404-4-4	311	2406-20-16	313	2501-32-32	314	2502-10-6	315
21-025	24	24-004	73	2404-4-6	311	2406-20-8	313	2501-3-4	314	2502-10-8	315
21-027	24	24-005	73	2404-4-8	311	2406-24-16	313	2501-40-40	314	2502-12-12	315
21-043	24	24-006	73	2404-5-2	311	2406-24-20	313	2501-4-2	314	2502-12-8	315
21-047	24	2403-10	311	2404-5-4	311	2406-32-24	313	2501-4-4	314	2502-14-12	315
21-083	24	2403-10-4	311	2404-5-6	311	2406-6-4	313	2501-4-6	314	2502-16-12	315
21-095	24	2403-10-6	311	2404-6-12	311	2406-6-5	313	2501-4-8	314	2502-16-16	315
21-097	24	2403-10-8	311	2404-6-2	311	2406-8-4	313	2501-5-2	314	2502-20-20	315
21-099	24	2403-12	311	2404-6-4	311	2406-8-6	313	2501-5-4	314	2502-24-24	315
21-111	24	2403-12-10	311	2404-6-6	311	2407-12-6	312	2501-5-6	314	2502-32-32	315

Part#	Page	Part#	Page	Part#	Page	Part#	Page	Part#	Page	Part#	Page
2502-4-2	315	2601-24-24	316	2606-5-4	317	2705-14-12	319	28-059	3	28-146	7
2502-4-4	315	2601-3-2	316	2606-6-4	317	2705-16-16	319	28-059L	3	28-147	7
2502-4-6	315	2601-32-32	316	2606-6-6	317	2705-20-20	319	28-060	3	28-148	7
2502-5-2	315	2601-4-2	316	2606-8-6	317	2705-24-24	319	28-060L	3	28-149	7
2502-5-4	315	2601-4-4	316	2606-8-8	317	2705-32-32	319	28-061	3	28-150	7
2502-6-2	315	2601-5-2	316	2611-12-12-12	318	2705-4-2	319	28-061L	3	28-151	7
2502-6-4	315	2601-5-4	316	2611-16-16-16	318	2705-4-4	319	28-062	3	28-152	7
2502-6-6	315	2601-6-4	316	2611-20-20-20	318	2705-5-2	319	28-062L	3	28-153	7
2502-6-8	315	2601-6-6	316	2611-6-6-6	318	2705-6-4	319	28-067	4	28-154	7
2502-8-12	315	2601-8-4	316	2611-8-6-6	318	2705-6-6	319	28-068	4	28-155	7
2502-8-4	315	2601-8-6	316	2611-8-8-8	318	2705-8-6	319	28-069	4	28-156	4
2502-8-6	315	2601-8-8	316	2650-10	318	2705-8-8	319	28-070	4	28-156S	4
2502-8-8	315	2602-10-8	317	2650-12	318	2706-10-8	319	28-075	4	28-157	4
2503-10-12	316	2602-12-12	317	2650-14	318	2706-12-12	319	28-076	4	28-157S	4
2503-10-6	316	2602-12-8	317	2650-16	318	2706-16-16	319	28-077	4	28-158	4
2503-10-8	316	2602-14-12	317	2650-20	318	2706-20-20	319	28-078	4	28-159	4
2503-12-12	316	2602-16-16	317	2650-24	318	2706-24-24	319	28-079	4	28-160	4
2503-12-16	316	2602-20-20	317	2650-4	318	2706-32-32	319	28-084	6	28-165	5
2503-12-6	316	2602-2-2	317	2650-5	318	2706-4-2	319	28-085	6	28-166	5
2503-12-8	316	2602-24-24	317	2650-6	318	2706-4-4	319	28-086	6	28-167	5
2503-14-12	316	2602-3-2	317	2650-8	318	2706-6-4	319	28-087	6	28-168	5
2503-16-12	316	2602-32-32	317	27-001	71	2706-6-6	319	28-088	6	28-169	5
2503-16-16	316	2602-4-2	317	2700-10	318	2706-8-6	319	28-089	6	28-174	6
2503-16-20	316	2602-4-4	317	2700-12	318	2706-8-8	319	28-090	6	28-175	6
2503-20-16	316	2602-5-2	317	2700-14	318	2708-12-12	319	28-092	6	28-176	6
2503-20-20	316	2602-6-4	317	2700-16	318	2708-4-4	319	28-093	6	28180	4
2503-2-2	316	2602-6-6	317	27-002	71	2708-6-6	319	28-094	6	28-180	4
2503-24-24	316	2602-8-6	317	2700-20	318	2708-8-8	319	28-095	6	28-181	4
2503-3-2	316	2602-8-8	317	2700-24	318	28-001	2	28-096	6	28-181L	4
2503-32-32	316	2603-10	317	27-003	71	28-002	2	28-097	6	28-182	4
2503-40-40	316	2603-12	317	2700-32	318	28-003	2	28-102	5	28-183	4
2503-4-2	316	2603-14	317	2700-4-4	318	28-004	2	28-102L	5	28-183L	4
2503-4-4	316	2603-16	317	27-005	71	28-005	2	28-103	5	28-184	4
2503-4-6	316	2603-20	317	2700-5-5	318	28-009	2	28-104	5	28-184L	4
2503-5-2	316	2603-2-2	317	27-006	71	28-010	2	28-104L	5	28-185	4
2503-5-4	316	2603-24	317	2700-6-6	318	28-011	2	28-105	5	28-185L	4
2503-6-12	316	2603-32	317	2700-8	318	28-012	2	28-105L	5	28188	4
2503-6-2	316	2603-3-3	317	2701-10	318	28-013	2	28-106	5	28-188	4
2503-6-4	316	2603-4-4	317	2701-12	318	28-014	2	28-106L	5	28189	4
2503-6-6	316	2603-5-5	317	2701-14	318	28-015	2	28-107	5	28-189	4
2503-6-8	316	2603-6	317	2701-16	318	28-016	2	28-107L	5	28-190	9
2503-8-12	316	2603-8	317	2701-20	318	28-018	2	28-108	5	28-190L	9
2503-8-4	316	2605-10-8	317	2701-24	318	28-019	2	28-109L	5	28-191	9
2503-8-6	316	2605-12-12	317	2701-4	318	28-024	2	28-110L	5	28-191L	9
2503-8-8	316	2605-12-8	317	2701-5	318	28-025	2	28-111	5	28-192	9
2504-10	316	2605-14-12	317	2701-6	318	28-026	2	28-111L	5	28-192L	9
2504-12	316	2605-16-12	317	2701-8	318	28-027	2	28-112	5	28-193	9
2504-16	316	2605-16-16	317	2702-10	319	28-028	2	28-113	5	28-193L	9
2504-20	316	2605-20-20	317	2702-12	319	28-029	3	28-114	5	28-194	9
2504-6	316	2605-2-2	317	2702-16	319	28-030	3	28-115	5	28-194L	9
2504-8	316	2605-24-24	317	2702-20	319	28-031	3	28-116	6	28-195	9
2505-10-8	316	2605-3-2	317	2702-24	319	28-032	2	28-117	6	28-195L	9
2505-12-12	316	2605-32-32	317	2702-4	319	28-033	2	28-118	6	28-196	9
2505-6-4	316	2605-4-2	317	2702-5	319	28-034	2	28-121	6	28-198	9
2505-8-6	316	2605-4-4	317	2702-6	319	28-035	2	28-122	6	28-199	9
257621	317	2605-5-2	317	2702-8	319	28-036	2	28-123	7	28-201	6
25C100B	371	2605-6-4	317	2703-10	319	28-037	3	28-124	7	28-201S	7
26-001	73	2605-6-6	317	2703-12	319	28-038	3	28-125	7	28-202	6
26-002	73	2605-8-4	317	2703-16	319	28-039	3	28-126	7	28-202S	7
26-003	73	2605-8-6	317	2703-20	319	28-041	3	28-128	6	28-203	6
26-004	73	2605-8-8	317	2703-24	319	28-042	3	28-129	6	28-203S	7
26-005	73	2606-10-8	317	2703-4	319	28-043	3	28-130	6	28-204	6
26-007	73	2606-12-12	317	2703-5	319	28-044	3	28-131	7	28-204S	7
26-008	73	2606-12-8	317	2703-6	319	28-045	3	28-132	7	28-205	6
2601-10-6	316	2606-14-12	317	2703-8	319	28-046	3	28-133	7	28-205S	7
2601-10-8	316	2606-16-16	317	2704-10	319	28-047	3	28-134	7	28-206	6
2601-12-12	316	2606-20-20	317	2704-12	319	28-048	3	28-135	7	28-206S	7
2601-12-8	316	2606-24-24	317	2704-16	319	28-049	3	28-140	7	28-207	9
2601-14-12	316	2606-3-2	317	2704-4	319	28-050	3	28-141	7	28-208	9
2601-16-12	316	2606-32-32	317	2704-6	319	28-051	3	28-142	7	28-209	9
2601-16-16	316	2606-4-2	317	2704-8	319	28-052	3	28-143	7	28-211	8
2601-20-20	316	2606-4-4	317	2705-10-8	319	28-058	3	28-144	7	28-211L	8
2601-2-2	316	2606-5-2	317	2705-12-12	319	28-058L	3	28-145	7	28-212	8

Part#	Page	Part#	Page	Part#	Page	Part#	Page	Part#	Page	Part#	Page
28-212L	8	28-313	12	28-415	22	28-509	276	28-614	247	28-703	68
28-213	8	28-315	12	28-417	22	28-510	276	28-615	247	28-703p,w	248
28-213L	8	28-317	12	28-425	9	28-511	276	28-616	247	28-704	68
28-214	8	28-318	12	28-426	9	28-515	276	28-617	247	28-704p,w	248
28-214L	8	28-319	12	28-430	5	28-516	276	28-619	277	28-705	68
28-215	8	28-321	12	28-440	11	28-517	276	28-620	247	28-705p,w	248
28-216	8	28-322	12	28-440	141	28-518	276	28-620	277	28-706	68
28-220	8	28-325	12	28-441	11	28-520	276	28-621	247	28-706p,w	248
28-220L	8	28-328	11	28-441	141	28-521	276	28-622	247	28-707	68
28-221	8	28-328	141	28-442	11	28-522	276	28-623	247	28-708	68
28-221L	8	28-329	11	28-442	141	28-528	276	28-624	247	28-709	68
28-222	8	28-329	141	28-443	11	28-530	276	28-625	247	28-710	68
28-222L	8	28-330	11	28-443	141	28-531	276	28-628	247	28-711	68
28-223	8	28-330	141	28-448	284	28-532	276	28-629	247	28-712	68
28-223L	8	28-332	11	28-448R	284	28-533	275	28-631	247	28-713	68
28-224	8	28-332	141	28-449	284	28-534	275	28-634	247	28-714	68
28-224L	8	28-333	11	28-449R	284	28-535	275	28-635	247	28-715	68
28-225	8	28-333	141	28-450	284	28-540	275	28-639	277	28-716	68
28-230	8	28-335	11	28-450R	284	28-540S	275	28-640	247	28-717	68
28-231	8	28-335	141	28-451	284	28-541	275	28-640	277	28-718	68
28-232	8	28-336	11	28-451R	284	28-541S	275	28-641	247	28-720	248
28-233	8	28-336	141	28-452	284	28-545	275	28-642	247	28-721	248
28-234	8	28-337	11	28-452R	284	28-546	275	28-643	247	28-722F	68
28-238	8	28-338	11	28-453	284	28-547	275	28-651	277	28-723	248
28-239	8	28-338	141	28-453R	284	28-552	275	28-652	277	28-724	248
28-240	8	28-339	11	28-454	284	28-552S	275	28-659	247	28-724F	68
28-245	9	28-339	141	28-454R	284	28-553	275	28-660	247	28-725	248
28-246	9	28-340	11	28-455	284	28-553S	275	28-661	247	28-726	248
28-247	9	28-340	141	28-455R	284	28-557	275	28-663	247	28-728F	68
28-248	9	28-345	12	28-456	284	28-558	275	28-664	247	28-729F	68
28-249	9	28-345	141	28-456R	284	28-559	275	28-665	247	28-731F	68
28-253	9	28-346	12	28-457	284	28-560	275	28-665	277	28-733F	68
28-254	9	28-347	12	28-457R	284	28-561	275	28-666	247	28-734F	68
28-255	9	28-348	12	28-458	284	28-562	275	28-666	277	28-736F	68
28-256	9	28-350	282	28-458R	284	28-562S	275	28-667	247	28-738F	68
28-257	9	28-351	282	28-459	284	28-564	275	28-667	277	28-740F	68
28-260	5	28-352	282	28-459R	284	28-564S	275	28-668	247	28-741	248
28-261	5	28-353	282	28-460	284	28-565	275	28-668	277	28-742	248
28261B	5	28-354	282	28-460R	284	28-565S	275	28-669	277	28-742F	68
28-261B	5	28-355	282	28-461	284	28-566	275	28-670	277	28-743	248
28-262	5	28-356	282	28-461R	284	28-566S	275	28-671	247	28-744	248
28-263	5	28-357	282	28-462	284	28-577	277	28-671	277	28-745	248
28-264	5	28-358	282	28-462R	284	28-578	277	28-672	247	28-746	248
28-265	5	28-359	282	28-463	284	28-579	275	28-672	277	28-747	248
28-266	10	28-360	283	28-463R	284	28-583	277	28-673	277	28-753	68
28-267	10	28-361	283	28-464	284	28-584	277	28-674	247	28-754	68
28-268	10	28-362	283	28-464R	284	28-585	277	28-674	277	28-756	68
28-269	10	28-363	283	28-465	284	28-586	277	28-675	247	28-760	248
28-274	10	28-364	283	28-465R	284	28-587	277	28-675	277	28-760F	68
28-275	10	28-365	283	28-466	284	28-589	275	28-676	277	28-761	248
28-276	10	28-366	283	28-466R	284	28-592	277	28-677	277	28-762	248
28-281	10	28-367	283	28-467	284	28-593	277	28-678	247	28-762F	68
28-281F	10	28-368	283	28-467R	284	28-594	277	28-678	277	28-763	248
28-282	10	28-369	283	28-468	284	28-595	277	28-679	247	28-764	248
28-282F	10	28-370	283	28-468R	284	28-597	277	28-679	277	28-765	248
28-283	10	28-371	283	28-469	284	28-601	247	28-680	247	28-766F	68
28-284	10	28-372	283	28-469R	284	28-601	277	28-680	277	28-767	248
28-285	10	28-373	283	28-470	284	28-602	247	28-681	277	28-768	248
28-290	11	28-374	283	28-470R	284	28-603	247	28-682	247	28-768F	68
28-291	11	28-375	283	28-471	284	28-603	277	28-682	278	28-770F	68
28-292	11	28-376	283	28-471R	284	28-604	247	28-683	247	28-772F	68
28-293	11	28-377	283	28-472	284	28-605	247	28-683	278	28-773F	68
28-294	11	28-378	283	28-472R	284	28-605	278	28-684	278	28-774F	68
28-300	12	28-379	282	28-473	284	28-606	247	28-685	278	28-777F	68
28-301	12	28-380	282	28-473R	284	28-606	278	28-686	278	28-778F	68
28-302	12	28-381	282	28-474	284	28-607	247	28-687	278	28-780F	68
28-303	12	28-382	282	28-474R	284	28-607	278	28-688	277	28-781F	68
28-304	12	28-400	102	28-500	276	28-608	247	28-690	275	28-783F	68
28-306	12	28-401	102	28-501	276	28-608	278	28-691	275	28-784F	68
28-307	12	28-402	102	28-502	276	28-609	247	28-701	68	28-786F	68
28-309	12	28-403	102	28-506	276	28-611	247	28-701p,w	248	28-797	68
28-310	12	28-404	102	28-507	276	28-612	247	28-702	68	28-800	111
28-312	12	28-405	102	28-508	276	28-613	247	28-702p,w	248	28-801	111



Part#	Page	Part#	Page	Part#	Page	Part#	Page	Part#	Page	Part#	Page
28-802	111	28-876	111	28-988	274	30-028SS	40	30-203	28	30-278	31
28-803	111	28-877	111	28-989	274	30-029	40	30-203SS	33	30-279	31
28-804	111	28-878	111	28-990	274	30-029SS	40	30-204	28	30-280	31
28-805	111	28-880	112	28-991	274	30-030	40	30-204SS	33	30-281	31
28-806	111	28-881	112	28-996	223	30-031	40	30-205	28	30-282	31
28-807	111	28-882	112	28-997	223	30-032	40	30-206	28	30-283	31
28-808	111	28-883	112	28-998	223	30-032SS	40	30-206SS	33	30-284	31
28-810	111	28-884	112	28-999	223	30-033	40	30-207	28	30-286	31
28-811	111	28-885	112	29-900	278	30-033SS	40	30-207SS	33	30-290	30
28815	111	28-886	112	29-901	278	30-034	40	30-209	28	30-291	30
28-815	111	28-887	112	29-902	278	30-034SS	40	30-210	28	30-292	30
28816	111	28-888	112	29-903	278	30-035	40	30-210SS	33	30-293	30
28-816	111	28-889	112	29-904	278	30-039	40	30-211	28	30-294	30
28817	111	28-890	112	29-905	278	30-040	40	30-212	28	30-297	30
28-817	111	28-891	112	29-906	278	30-040SS	40	30-213	28	30-298	30
28818	111	28-894	112	29-907	278	30-041	40	30-214	28	30-299	30
28-818	111	28-895	112	29-908	278	30-041SS	40	30-215	28	30-300	29
28819	111	28-896	112	29-909	278	30-042	40	30-215SS	33	30-300SS	33
28-819	111	28-897	112	29-910	278	30-042SS	40	30-216	28	30-301	29
28-820	111	28-898	112	29-911	278	30-043	40	30-217	28	30-301SS	33
28-821	111	28-899	112	29-912	278	30-047	36	30-219	28	30-302	29
28-822	111	28-900	112	29-913	278	30-048	36	30-220	29	30-302SS	33
28-823	111	28-901	112	29-914	278	30-049	36	30-221	29	30-303	29
28-824	111	28-902	112	30-000	35	30-050	39	30-222	29	30-304	29
28-825	111	28-905	112	300-000	282	30-050	83	30-223	29	30-305	29
28-826	111	28-906	112	300-0004	257	30-051	39	30-224	29	30-306	29
28-827	111	28-907	112	300-0006	257	30-051	83	30-225	29	30-310	32
28-828	111	28-908	112	300-0008	257	30-052	39	30-226	29	30-311	32
28-829	111	28-911	112	300-001	282	30-053	37	30-227	29	30-312	32
28-830	111	28-912	112	300-002	282	30058	37	30-229	29	30-313	32
28-832	111	28-913	112	300-0020	257	30-058	37	30-230	30	30-314	32
28-833	111	28-914	112	300-003	282	30063	37	30-230SS	33	30-315	32
28-835	111	28-917	112	300-004	282	30-063	37	30-231	30	30-316	32
28-836	111	28-918	112	300-005	257	30063BE	37	30-232	30	30-340	32
28-837	111	28-919	112	300-006	282	30-063BE	37	30-233	30	30-341	32
28-838	111	28-920	112	300-007	282	30-063L	37	30-234	30	30-342	32
28840	111	28-924	112	300-008	282	30063S	37	30-234SS	33	30-343	32
28-840	111	28-925	112	30-001	35	30-066	37	30-235	30	30-344	32
28841	111	28-926	112	300-010	257	30-067	37	30-236	30	30-345	32
28-841	111	28-930	112	300-012	257	30-068	37	30-237	30	30-346	32
28842	111	28-931	112	300-014	282	30-073	37	30-238	28	30-349	32
28-842	111	28-932	112	300-015	282	30-078	36	30-239	28	30-358	28
28843	111	28-933	112	300-016	257	30-083	36	30-240	30	30-359	28
28-843	111	28-940	112	300-017	282	30-088	36	30-241	30	30-360	28
28844	111	28-941	112	300-018	282	30-093	36	30-243	30	30-361	28
28-844	111	28-942	112	300-019	282	30093L	36	30-245	30	30-362	28
28-855	111	28-943	112	300-020	282	30-093L	36	30-246	30	30-363	28
28-856	111	28-947	112	300-021	282	30-094	36	30-247	30	30-365	28
28-857	111	28-948	112	300-022	282	30-098	37	30-249	30	30-366	28
28-858	111	28-949	112	300-023	282	30-103	38	30-250	31	30-370	29
28860	111	28-950	112	300-024	282	30-103P	250	30-251	31	30-371	29
28-860	111	28-952	112	300-026	282	30-123	39	30-252	31	30-372	29
28861	111	28-953	112	300-028	282	30-128	39	30-253	31	30-373	29
28-861	111	28-954	112	300-031	282	30-133	39	30-254	31	30-374	29
28862	111	28-955	68	300-032	282	30-138	39	30-255	31	30-375	29
28-862	111	28-957	68	300-033	282	30-139	39	30-257	31	30-376	29
28863	111	28-958	68	300-034	282	30-140	39	30-258	31	30-377	29
28-863	111	28-959	68	300-035	282	30-142	38	30-259	31	30-378	29
28864	111	28-960	68	300-036	282	30-149	38	30-260	31	30-379	29
28-864	111	28-961	68	300-037	282	30-150	38	30-261	31	30-380	29
28867	111	28-962	68	30-006	35	30-150R	38	30-264	31	30-381	29
28-867	111	28-963	68	30-011	35	30-160	43	30-265	31	30-382	29
28868	111	28-964	68	30-012	35	30-161	42	30-266	31	30-383	29
28-868	111	28-966	68	30-016	35	30-162	42	30-266SS	33	30-384	29
28869	111	28-969	68	30-017	35	30-163	43	30-267	31	30-385	28
28-869	111	28-970	68	30-018	35	30-180	38	30-268	31	30-386	28
28870	111	28-971	68	30-021	37	30-180F	38	30-269	31	30-387	28
28-870	111	28-972	68	30-022	37	30-183	36	30-269SS	33	30-388	28
28871	111	28-973	68	30-025	40	30-200	28	30-270	31	30-389	28
28-871	111	28-974	68	30-026	38	30-200SS	33	30-271	30	30-390	28
28-873	111	28-975	68	30-027	40	30-201	28	30-275	31	30-391	29
28-874	111	28-981	68	30-027SS	40	30-201SS	33	30-276	31	30-392	28
28-875	111	28-982	68	30-028	40	30-202	28	30-277	31	30-393	29

Part#	Page	Part#	Page	Part#	Page	Part#	Page	Part#	Page	Part#	Page
30-394	29	31-096	250	32-033	20	32-098SS	26	32-318	16	32-425	18
30-395	29	320-000	139	32-034	20	32-099	15	32-319	17	32-426	19
30-396	29	320-000	285	32-036	17	32-100	21	32-320	16	32-427	19
30-397	29	320-005	139	32-038	17	32-101	21	32-321	16	32-428	19
30-398	29	320-005	285	32-038B	18	32-102	21	32-322	20	32-429	18
30-399	29	32-001	14	32-039	17	32-103	21	32-326	21	32-431	19
30-400	29	32-001SS	26	32-039B	18	32-104	21	32-327	21	32-432	19
30-401	23	32-002	14	32-040	17	32-105	21	32-328	21	32-433	18
30-402	29	320-023	293	32-041	17	32-106	21	32330	17	32-434	18
30-406	23	320-027	293	32-041B	18	32-107	21	32-330	17	32-435	18
30-410	23	32-002SS	26	32-042	17	32109	19	32-333	14	32-436	18
30-411	23	32-003	14	32-042B	18	32-109	19	32-334	21	32-441	16
30-412	23	320-035	284	32-043	17	32-110	19	32-335	21	32-442	16
30-413	23	32-003SS	26	32-043B	18	32-111	19	32-336	21	32-443	16
30-420	23	32-004	14	32044	17	32-112	19	32-337	21	32-444	16
30-421	23	32-004SS	26	32-044	17	32-113	19	32-338	21	32-445	16
30-450	39	32-005	14	32045	17	32-114	19	32-339	21	32-446	16
30-451	39	320-050	284	32-045	17	32-115	19	32-340	21	32-447	16
30-452	39	32-005SS	26	32-046	17	32-117	17	32-341	21	32-448	16
30-466	41	32-006	14	32-047	17	32-118	17	32-342	21	32-450	15
30-467	41	320-061	9	32-048	17	32119	17	32-345	19	32-450	111
30-468	41	320-061	285	32-049	16	32-120	17	32-346	19	32-451	15
30-471	41	320-065	275	32-050	16	32-121	17	32-354	17	32-451	111
30-472	41	320-065	285	32-051	16	32-122	17	32-355	15	32-452	15
30-473	41	32-006SS	26	32-052	16	32-123	17	32-356	15	32-452	111
30-480	32	32-007	14	32-053	16	32-124	17	32-357	15	32-453	15
30-482	32	320-070	284	32-054	16	32-125	17	32-359	20	32-453	111
30483	32	320-075	284	32-055	16	32-126	18	32-361	18	32-454	15
30-483	32	32-008	14	32-056	16	32-128	18	32-362	20	32-454	111
30-484	32	32-008SS	26	32-057	16	32-129	17	32-363	18	32-455	15
30-486	32	32-009	14	32-058	16	32-130	17	32-364	20	32-455	111
30-505	41	32-009SS	26	32-059	16	32-131	17	32-365	18	32-456	15
30-506	41	32-010	14	32-060	16	32-132	17	32-366	18	32-456	111
30-507	41	32-010SS	26	32-061	16	32-133	17	32-367	18	32-457	15
30-510	41	32-011	14	32-062	16	32-150	24	32-368	18	32-457	111
30-511	41	32-011SS	26	32-063	16	32-151	24	32-369	21	32-458	15
30-512	41	32-012	14	32-064	16	32-153	24	32-371	21	32-458	111
30-526	42	320-120	284	32-065	16	32-159	24	32-372	21	32-500	270
30-527	42	320-121	284	32-066	20	32-160	24	32-373	21	325-004	257
30-530	42	320-122	284	32-067	20	32-170	24	32-377	141	325-005	257
30-531	42	32-012SS	26	32-068	20	32-171	24	32-381	141	325-006	257
30-600	44	32-013	14	32-069	20	32-182	141	32-382	141	325-008	257
30-609	44	32-013SS	26	32-070	20	32-185	141	32-383	141	32-501	270
30-620	44	32-014	14	32-071	20	32-186	141	32-384	141	325-010	257
30-626	43	32-014SS	26	32-072	20	32-187	141	32-385	141	325-012	257
30-627	43	32-015	14	32-073	20	32-188	141	32-387	141	325-016	257
30-629	43	32-015SS	26	32-074	20	32-189	141	32-388	141	32-502	270
30-630	44	32-016	14	32-075	20	32-190	141	32-390	14	325-020	257
30-631	42	32-016SS	26	32-076	20	32-191	141	32-391	17	32-504	270
30-637	44	32-017	14	32-077	20	32-200	15	32-400	18	32-517	270
30-638	44	32-017SS	26	32-078	20	32-201	15	32-401	19	32-521	270
30-640	44	32-018	14	32-079	15	32-202	15	32-402	19	32-526	270
308-070	270	32-018SS	26	32-080	15	32-300	14	32-403	19	32-533	270
308-071	270	32-019	14	32-081	20	32-301	14	32-404	19	32-545	270
308-072	270	32-019SS	26	32-082	20	32-302	14	32-405	19	32-549	270
308-073	270	32-020	14	32-083	20	32-303	14	32-406	19	32-550	270
308-074	270	32-020SS	26	32-084	20	32-304	14	32-407	19	32-551	270
308-075	270	32-021	14	32-085	20	32-305	14	32-409	19	32-552	270
308-076	270	32-021SS	26	32-086	20	32-306	14	32-410	19	32-553	270
308-077	270	32-022	14	32-087	15	32-307	14	32-411	19	32-554	270
308-078	270	32-022SS	26	32-088	15	32-308	17	32-412	18	32-555	270
308-079	270	32-023	14	32-089	15	32-308B	18	32-413	18	32-556	270
31-022	250	32-023SS	26	32-091	15	32309	17	32-414	18	32-557	270
31-031	250	32-024	14	32-092	15	32-309	17	32-415	18	32-558	270
31-032	250	32-024SS	26	32-093	15	32-310	17	32-416	18	32-559	270
31-033	250	32-025	14	32-093SS	26	32-311	17	32-417	18	32-561	270
31-034	250	32-026	14	32-094	15	32-312	17	32-418	18	32-562	270
31-040	250	32-027	14	32-095	15	32313	17	32-419	18	32-563	270
31-041	250	32-028	14	32-095SS	26	32-313	17	32-420	18	32-564	270
31-058	250	32-029	14	32-096	15	32-314	17	32-421	19	32-565	270
31-063	250	32-030	20	32-096SS	26	32-315	17	32-422	19	32-566	270
31-068	250	32-031	20	32-097	15	32-316	14	32-423	19	32-567	270
31-093	250	32-032	20	32-098	15	32-317	16	32-424	19	32-568	270

Part#	Page	Part#	Page	Part#	Page	Part#	Page	Part#	Page	Part#	Page
32-570	270	33-046	249	33-440	249	35-914	295	36-164	115	38-076	120
32-571	270	33-047	249	33-441	249	35-915	295	36-166	115	38-077	120
32-572	270	33-048	249	33-448	249	35-917	295	36-168	115	38-078	120
32-573	270	33-053	248	33-450	249	35-920	295	36-170	115	38-079	120
32-574	270	33-058	248	33-451	249	35-921	295	36-172	115	38-080	120
32-575	270	33-059	248	33-453	249	35-922	295	36-174	115	38-081	120
32-576	270	33-060	248	33-454	249	35-923	295	36-176	115	38-082	120
32-577	270	33-061	248	33-456	249	35-924	295	36-178	115	38-083	120
32-578	270	33-062	248	33-460	249	35-925	295	36-180	116	38-084	120
32-579	270	33-063	248	33-461	249	35-927	295	36-182	116	38-085	120
32-580	270	33-064	248	33-463	249	35-930	295	36-184	116	38-086	120
32-584	270	33-091	249	33-464	249	35-931	295	36-186	116	38-087	120
32-588	270	33-092	249	33-471	249	35-932	295	36-188	116	38-088	120
32-590	270	33-093	249	33-480	249	35-933	295	36-200	116	38-090	120
32-591	270	33-094	249	33-481	249	35-934	295	36-205	116	38-091	120
32-725	22	33-095	249	33-482	249	35-935	295	36-210	116	38-092	120
32-726	22	33-096	249	34-001	69	35-937	295	36-212	116	38-093	120
32-727	22	33-097	249	34-011	69	35-940	295	36-214	116	38-094	120
32-728	22	33-098	249	34-012	69	35-941	295	36-216	116	38-095	120
32-741	22	33-099	249	34-016	69	35-942	295	36-220	116	38-101	120
32-742	22	33-300	247	34-022	69	35-943	295	38-001	118	38-102	120
32-765	22	33-301	247	34-025	69	35-944	295	38-002	118	38-103	120
32-766	22	33-302	247	34-031	69	35-945	295	38-003	118	38-104	120
32-781	22	33-308	249	34-032	69	35-947	295	38-004	118	38-105	120
32-782	285	33-309	249	34-036	69	35-950	295	38-005	118	38-106	120
32-783	285	33-310	249	34-041	69	35-951	295	38-010	118	38-107	120
32-900	30	33-311	249	34-046	69	35-952	295	38-011	118	38-108	120
32-901	30	33-312	249	34-051	69	35-953	295	38-012	118	38-109	120
32-902	30	33-313	249	34-056	69	35-954	295	38-013	118	38-110	120
32-903	30	33-314	249	34-500	301	35-955	295	38-014	118	38-113	120
32-905	30	33-315	249	34-503	301	35-957	295	38-015	130	38-114	120
32-906	30	33-316	249	34-512	301	35-960	295	38-016	130	38-115	120
32-907	30	33-380	248	34-515	301	35-961	295	38-019	118	38-116	120
33-000	248	33-381	249	34-525	301	35-962	295	38-020	118	38-117	120
33-002	248	33-384	249	34-529	301	35-963	295	38-021	118	38-118	120
33-003	248	33-385	249	34-533	301	35-964	295	38-022	118	38-119	120
33-004	248	33-386	249	34-535	301	35-965	295	38-023	118	38-120	120
33-005	248	33-389	249	34-543	301	35-967	295	38-028	118	38-124	121
33-006	248	33-390	249	34-551	301	35-970	295	38-029	118	38-125	121
33-007	248	33-391	249	34-552	301	35-971	295	38-030	118	38-126	121
33-008	248	33-392	249	34-562	301	35-972	295	38-035	118	38-127	121
33-009	248	33-394	249	34-563	301	35-973	295	38-036	118	38-128	121
33-010	248	33-395	249	34-579	302	35-974	295	38-037	118	38-129	121
33-011	248	33-396	249	34-583	302	35-975	295	38-038	118	38-132	121
33-012	248	33-397	249	34-584	302	35-977	295	38-039	118	38-133	121
33-013	248	33-398	249	34-585	302	35-980	295	38-040	119	38-134	121
33-014	248	33-399	249	34-587	302	35-981	295	38-041	119	38-136	121
33-015	248	33-402	249	34-588	302	35-982	295	38-042	119	38-137	121
33-016	248	33-403	249	34-589	302	35-983	295	38-043	119	38-138	121
33-017	248	33-406	249	34-590	302	35-984	295	38-044	119	38-139	121
33-018	248	33-407	249	34-591	302	35-985	295	38-045	119	38-140	121
33-019	248	33-408	249	34-592	302	35-987	295	38-046	119	38-141	121
33-020	248	33-409	249	34-595	302	36-110	113	38-047	119	38-142	121
33-021	248	33-410	249	34-597	302	36-111	113	38-048	119	38-143	121
33-022	248	33-415	249	34-600	302	36-112	113	38-049	119	38-144	121
33-023	248	33-416	249	34-610	302	36-113	113	38-052	119	38-146	121
33-024	248	33-417	249	34-611	302	36-114	113	38-053	119	38-148	121
33-025	248	33-418	249	34-612	302	36-116	113	38-054	119	38-149	121
33-026	248	33-420	249	34-613	302	36-118	113	38-055	119	38-150	121
33-028	248	33-422	249	350-004	257	36-120	113	38-057	119	38-151	121
33-029	248	33-423	249	350-005	257	36-121	113	38-060	119	38-152	121
33-030	248	33-424	249	350-006	257	36-130	113	38-061	119	38-153	121
33-032	248	33-426	249	350-008	257	36-132	114	38-062	119	38-154	121
33-033	248	33-429	249	350-010	257	36-140	114	38-063	119	38-155	121
33-035	248	33-430	249	350-012	257	36-141	114	38-064	119	38-156	121
33-038	249	33-431	249	350-016	257	36-142	114	38-065	119	38-157	121
33-039	249	33-432	249	350-020	257	36-144	114	38-066	119	38-158	121
33-040	249	33-433	249	35-132	57	36-146	114	38-067	119	38-161	123
33-041	249	33-435	249	35-134	57	36-147	114	38-068	119	38-162	123
33-042	249	33-436	249	35-910	295	36-148	114	38-072	120	38-163	123
33-043	249	33-437	249	35-911	295	36-150	114	38-073	120	38-164	123
33-044	249	33-438	249	35-912	295	36-152	114	38-074	120	38-165	123
33-045	249	33-439	249	35-913	295	36-160	115	38-075	120	38-170	123

Part#	Page	Part#	Page	Part#	Page	Part#	Page	Part#	Page	Part#	Page
38-171	123	38-291	126	38-926	138	4001-4-4	340	40-087	186	40-180	187
38-172	123	38-292	126	38-927	138	40-015	185	40-088	186	40-181	187
38-173	123	38-293	126	38-930	139	4001-5-5	340	40-089	186	40-182	187
38-174	123	38-293	126	38-931	139	40-016	185	40-090	186	40-183	187
38-179	123	38-294	126	38-932	139	4001-6-6	340	40-091	186	40-184	187
38-180	123	38-300	128	38-933	139	40-017	185	40-092	186	40-185	187
38-181	123	38-301	128	38-934	139	4001-8-8	340	40-093	186	40-186	187
38-182	123	38-306	128	38-935	139	40-020	185	40-094	186	40-187	187
38-183	123	38-307	128	38-936	139	40-021	185	40-095	186	40-188	187
38-188	123	38-312	128	38-937	139	40-022	185	40-096	186	40-189	187
38-189	123	38-313	128	38-938	139	40-023	185	40-100	186	40-190	187
38-190	123	38-318	129	38-939	139	40-024	185	40-101	186	40-191	187
38-191	123	38-319	129	38-943	139	40-025	185	40-102	186	40-192	187
38-196	124	38-324	130	38-944	139	40-026	185	40-103	186	40-193	187
38197	124	38-325	130	38-945	139	40-027	185	40-104	186	40-200	187
38-197	124	38-326	130	38-946	139	40-028	185	40-105	186	40-201	187
38-198	124	38-327	130	38-950	138	40-029	185	40-106	186	40-202	187
38-199	124	38-328	130	38-952	138	40-030	185	40-107	186	40-203	187
38-204	124	38-333	130	389522	138	40-031	185	40-108	186	40-204	187
38-205	124	38-334	130	38-952-2	138	40-032	185	40-109	186	40-205	187
38-206	124	38-335	130	38-952R	138	40-033	185	40-110	186	40-206	187
38-207	124	38-336	130	38-952U	138	40-034	185	40-111	186	40-207	187
38-208	124	38-337	130	38-960	138	40-035	185	40-112	186	40-208	187
38-209	124	38-342	130	38-960B5	138	40-036	185	40-113	186	40-209	187
38-210	124	38-343	130	38-960U	138	40-040	185	40-114	186	40-210	187
38-211	124	38-344	130	38-960Y	138	40-041	185	40-115	186	40-211	187
38-212	124	38-345	130	38-965	138	4004-12	344	40-120	186	40-212	187
38-217	124	38-346	130	38-965B5	138	4004-16	344	40-121	186	40-213	187
38-218	124	38-351	129	38-965R	138	40-042	185	40-122	186	40-220	187
38-219	124	38-352	129	38-970	138	4004-20	344	40-123	186	40-221	187
38-220	124	38-357	129	38-975	138	4004-24	344	40-124	186	40-222	187
38-221	124	38-358	129	38984	139	40-043	185	40-125	186	40-223	187
38-222	124	38-363	129	38-985	139	4004-32	344	40-126	186	40-224	187
38-223	124	38-364	129	38-986	139	40-044	185	40-127	186	40-225	187
38-224	124	38-368	129	38-988	139	4004-40	344	40-128	186	40-226	187
38-225	124	38-369	129	38-989	139	4004-48	344	40-129	186	40-229	187
38-226	124	38-370	129	38-990	139	40-045	185	40-130	186	40-233	187
38-227	124	38-371	129	38C100B	371	40-046	185	40-131	186	40-234	187
38-228	124	38-372	129	40-001	185	40-047	185	40-132	186	42-001	188
38-229	124	38-700	140	4000-10	340	40-048	185	40-133	186	42-002	188
38-230	124	38-705	140	4000-12	340	4004-8-8	344	40-134	186	42-003	188
38-235	125	38-710	140	4000-14	340	40-049	185	40-135	186	42-004	188
38-236	125	38-711	138	4000-16	340	40-050	185	40-140	186	42-005	188
38-237	125	38-712	139	40-002	185	40-051	185	40-141	186	42-006	188
38-238	125	38-714	139	4000-20	340	40-052	185	40-142	186	42-007	188
38-239	125	38-716	139	4000-2-2	340	40-053	185	40-143	186	42-008	188
38-240	125	38-718	138	4000-24	340	40-054	185	40-144	186	42-009	188
38-241	125	38-720	139	40-003	185	40-055	185	40-145	186	42-010	188
38-242	125	38-732	138	4000-32	340	40-056	185	40-146	186	42-020	188
38-243	125	38-761	138	4000-3-3	340	40-060	185	40-147	186	42-021	188
38-244	125	38-769	138	40-004	185	40-061	185	40-148	186	42-022	188
38-245	125	38-770	138	4000-4-4	340	40-062	185	40-149	186	42-023	188
38-246	125	38-800	141	40-005	185	40-063	185	40-150	186	42-024	188
38-247	125	38-802	141	4000-5-5	340	40-064	185	40-151	186	42-025	188
38-249	125	38-806	141	40-006	185	40-065	185	40-152	186	42-026	188
38-252	125	38-808	141	4000-6-6	340	40-066	185	40-153	186	42-027	188
38-253	125	38-810	141	40-007	185	40-067	185	40-154	186	42-028	188
38-255	125	38-828	141	40-008	185	40-068	185	40-155	186	42-029	188
38-256	125	38-830	141	4000-8-8	340	40-069	185	40-160	187	42-030	188
38-257	125	38-832	141	40-009	185	40-070	185	40-161	187	42-040	188
38-259	125	38-834	141	40-010	185	40-071	185	40-162	187	42-041	188
38-264	125	38-836	141	40-011	185	40-072	185	40-163	187	42-042	188
38-265	125	38-860	141	4001-10	340	40-073	185	40-164	187	42-043	188
38-266	125	38-862	141	4001-12	340	40-074	185	40-165	187	42-044	188
38-267	125	38-864	141	4001-16	340	40-075	185	40-166	187	42-045	188
38-269	125	38-866	141	40-012	185	40-076	185	40-167	187	42-046	188
38-278	126	38-868	141	4001-20	340	40-080	186	40-168	187	42-047	188
38-279	126	38-873	141	4001-2-2	340	40-081	186	40-169	187	42-048	188
38-280	126	38-874	141	4001-24	340	40-082	186	40-170	187	42-049	188
38-281	126	38-910	140	40-013	185	40-083	186	40-171	187	42-050	188
38-287	126	38-915	140	4001-32	340	40-084	186	40-172	187	42-060	188
38-288	126	38-920	138	4001-3-3	340	40-085	186	40-173	187	42-061	188
38-290	126	38-923	138	40-014	185	40-086	186	40-174	187	42-062	188

Part#	Page	Part#	Page	Part#	Page	Part#	Page	Part#	Page	Part#	Page
42-063	188	42-220	189	44-205	191	44-411	193	44-516	195	44-726	197
42-064	188	42-221	189	44-206	191	44-410	299	44-517	195	44-727	197
42-065	188	42-222	189	44-207	191	44-411	299	44-518	195	44-728	197
42-066	188	42-223	189	44-208	191	44-412	299	44-519	195	44-729	197
42-067	188	42-224	189	44-250	191	44-413	299	44-520	195	44-740	197
42-068	188	42-225	189	44-251	191	44-412	193	44-521	195	44-742	197
42-069	188	42-226	189	44-252	191	44-420	299	44-522	195	44-743	197
42-070	188	42-227	189	44-253	191	44-421	299	44-523	195	44-744	197
42-080	188	43-200L	162	44-254	191	44-413	193	44-524	195	44-745	197
42-082	188	43-200T	162	44-255	191	44-430	299	44-527	195	44-748	197
42-083	188	43-204L	162	44-256	191	44-431	299	44-528	195	44-750	197
42-084	188	43-204T	162	44-257	191	44-432	299	44-529	195	44-753	197
42-085	188	43-206L	162	44-258	191	44-433	299	44-530	195	44-760	197
42-086	188	4404-10-8	356	44-259	191	44-414	193	44-531	195	44-911	295
42-087	188	4404-12-12	356	44-260	191	44-415	193	44-532	195	44-912	295
42-088	188	4404-16-12	356	44-276	192	44-416	193	44-534	195	44-913	295
42-089	188	4404-16-16	356	44-279	192	44-417	193	44-535	195	44-914	295
42-090	188	4404-20-20	356	44-280	192	44-418	193	44-537	195	44-915	295
42-100	188	4404-24-20	356	44-282	192	44-420	193	44-538	195	44-916	295
42-101	188	4404-24-24	356	44-283	192	44-430	193	44-539	195	44-917	295
42-102	188	4404-32-32	356	44-286	192	44-431	193	44-600	194	44-918	295
42-103	188	4404-4-2	356	44-287	192	44-432	193	44-601	194	44-921	295
42-104	188	4404-4-4	356	44-291	192	44-433	193	44-602	194	44-922	295
42-105	188	4404-5-2	356	44-296	192	44-434	193	44-603	194	44-923	295
42-106	188	4404-6-4	356	44-298	192	44-435	193	44-604	194	44-924	295
42-107	188	4404-6-6	356	44-301	192	44-436	193	44-605	194	44-925	295
42-108	188	4404-8-6	356	44-303	192	44-437	193	44-606	194	44-926	295
42-109	188	4404-8-8	356	44-306	192	44-438	193	44-607	194	44-927	295
42-120	189	44-100	190	44-391	192	44-440	193	44-608	194	44-928	295
42-121	189	44-101	190	44-392	192	44-441	193	44-609	194	44-931	295
42-122	189	44-102	190	44-393	192	44-442	193	44-610	194	44-932	295
42-123	189	44-103	190	44-394	192	44-444	193	44-633	196	44-933	295
42-124	189	44-104	190	44-395	192	44-445	193	44-634	196	44-934	295
42-125	189	44-105	190	44-396	192	44-446	193	44-635	196	44-935	295
42-126	189	44-106	190	44-397	192	44-447	193	44-636	196	44-936	295
42-127	189	44-107	190	44-398	192	44-448	193	44-637	196	44-937	295
42-128	189	44-108	190	444-000	298	44-449	193	44-638	196	44-938	295
42-129	189	44-109	190	444-001	298	44-450	193	44-639	196	44-941	295
42-140	189	44-110	190	444-002	298	44-451	193	44-650	196	44-942	295
42-141	189	44-112	190	444-003	298	44-452	193	44-651	196	44-943	295
42-142	189	44-120	190	444-004	298	44-453	193	44-652	196	44-944	295
42-143	189	44-124	190	444-005	298	44-454	193	44-653	196	44-945	295
42-144	189	44-127	190	444-006	298	44-456	193	44-654	196	44-946	295
42-145	189	44-131	190	444-007	298	44-458	193	44-655	196	44-947	295
42-146	189	44-134	190	444-008	298	44-461	193	44-656	196	44-948	295
42-147	189	44-137	190	444-009	298	44-462	193	44-657	196	44-951	295
42-148	189	44-140	190	444-010	298	44-463	193	44-658	196	44-952	295
42-149	189	44-142	190	444-011	298	44-470	194	44-659	196	44-953	295
42-160	189	44-160	190	444-020	298	44-471	194	44-660	196	44-954	295
42-161	189	44-161	190	444-021	298	44-472	194	44-662	196	44-955	295
42-162	189	44-162	190	444-023	298	44-473	194	44-670	196	44-956	295
42-163	189	44-163	190	444-024	298	44-474	194	44-671	196	44-957	295
42-164	189	44-164	190	444-026	298	44-475	194	44-672	196	44-958	295
42-165	189	44-165	190	444-027	298	44-476	194	44-673	196	44-961	295
42-166	189	44-166	190	444-028	298	44-477	194	44-674	196	44-962	295
42-167	189	44-167	190	444-040	298	44-478	194	44-675	196	44-963	295
42-168	189	44-168	190	444-042	298	44-480	194	44-676	196	44-964	295
42-180	189	44-169	190	444-045	298	44-500	195	44-677	196	44-965	295
42-181	189	44-170	190	444-047	298	44-501	195	44-678	196	44-966	295
42-182	189	44-180	191	444-048	298	44-502	195	44-700	197	44-967	295
42-183	189	44-181	191	444-049	298	44-503	195	44-701	197	44-968	295
42-184	189	44-182	191	444-060	299	44-504	195	44-702	197	44-971	295
42-185	189	44-183	191	444-061	299	44-505	195	44-703	197	44-972	295
42-186	189	44-184	191	444-062	299	44-506	195	44-704	197	44-973	295
42-187	189	44-185	191	444-071	299	44-507	195	44-705	197	44-974	295
42-200	189	44-186	191	444-072	299	44-508	195	44-706	197	44-975	295
42-201	189	44-187	191	44-410	193	44-509	195	44-707	197	44-976	295
42-202	189	44-188	191	444-100	298	44-510	195	44-708	197	44-977	295
42-203	189	44-200	191	444-101	298	44-511	195	44-720	197	44-978	295
42-204	189	44-201	191	444-102	298	44-512	195	44-721	197	44-981	295
42-205	189	44-202	191	444-103	298	44-513	195	44-723	197	44-982	295
42-206	189	44-203	191	444-104	298	44-514	195	44-724	197	44-983	295
42-207	189	44-204	191	444-105	298	44-515	195	44-725	197	44-984	295

Part#	Page	Part#	Page	Part#	Page	Part#	Page	Part#	Page	Part#	Page
44-985	295	4603-NWO-8	357	46-128	144	46-347	148	46-600	139	46-830	156
44-986	295	46-040	151	46-130	145	46-350	148	46-600	285	46-832	156
44-987	295	46-045	151	46-131	145	46-351	148	46-607	139	46-833	156
44-988	295	46-046	151	46-132	145	46-352	148	46-607	285	46-834	156
4501-10-8	356	46-048	151	46-134	145	46-355	148	46-620	285	46-835	156
4501-12-12	356	46-048	285	46-140	145	46-356	148	46-621	285	46-838	156
4501-16-12	356	4604-O-10	357	46-141	145	46-357	148	46-622	285	46-840	156
4501-16-16	356	4604-O-10-8	357	46-142	145	46-358	148	46-630	285	46-841	156
4501-20-16	356	4604-O-12	357	46-143	145	46-360	149	46-631	285	46-843	156
4501-20-20	356	4604-O-16	357	46-151	145	46-361	149	46-741	154	46-845	156
4501-24-24	356	4604-O-16-12	357	46-152	145	46-362	149	46-742	154	46-846	156
4501-32-32	356	4604-O-20	357	46152T	145	46-365	149	46-743	154	46-849	156
4501-4-2	356	4604-O-20-16	357	46-152T	145	46-366	149	46-744	154	46-850	156
4501-4-4	356	4604-O-24	357	46-153	145	46-367	149	46-745	154	46-875	156
4501-5-2	356	4604-O-24-20	357	46-160	145	46-368	149	46-746	154	46-876	156
4501-6-2	356	4604-O-4	357	46-161	145	46-370	149	46-747	154	46-877	156
4501-6-6	356	4604-O-5	357	46161T	145	46-371	149	46-748	154	46-878	156
4501-8-6	356	4604-O-6	357	46-161T	145	46-372	149	46-752	154	46-880	156
4501-8-8	356	4604-O-8	357	46-162	145	46-373	149	46-753	154	46-881	156
4503-10-8	356	46-050	151	46-165	145	46-375	149	46-754	154	46-882	156
4503-12-12	356	46-050X	151	46-166	145	46-376	149	46-755	154	46-883	156
4503-16-16	356	46-051	151	46166T	145	46-377	149	46-756	154	46-884	156
4503-20-20	356	46-055	152	46-166T	145	46-378	149	46-757	154	46-885	156
4503-4-2	356	46-056	152	46-167	145	46-400	159	46-758	154	46-886	156
4503-6-4	356	46-056P	152	46-200	161	46-400M	159	46-760	154	46-887	156
4503-8-6	356	46-060	152	46-201	161	46-401	159	46-761	154	46-888	156
46-001	150	46-061	152	46-202	161	46-401M	159	46-762	154	46-889	156
46-002	150	46-061L	152	46-238	158	46-402	159	46-763	154	46-891	156
46-002X	150	46-064	142	46-241	157	46-402M	159	46-765	154	46-893	156
46-003	150	46-065	142	46-243	157	46-406M	159	46-766	154	46-894	156
46-004	150	46-066	142	46-244	157	46-411	159	46-767	154	46-895	156
46-005	150	46-067	142	46-247	157	46-411M	159	46-768	153	46-896	156
46-010	150	46-068	142	46-248	157	46-429	159	46-769	153	46-900	160
46-011	150	46-069	142	46-250	157	46-429M	159	46-770	153	46-900 I	160
46-011X	150	46-070	142	46-251	157	46-430M	159	46-771	153	46-900 I	170
46-012	150	46-071	142	46-252	157	46-440	160	46-774	153	46900I	160
46-013	150	46-072	142	46-255	157	46-443	160	46-775	153	46900I	170
46-014	150	46-073	142	46-256	157	46-450	159	46-776	153	46-903	160
46-016	150	46-074	143	46-257	157	46-451	159	46-777	153	46-903 I	160
4601-NWO-10	356	46-075	143	46-260	157	46-455	159	46-780	153	46-903 I	170
4601-NWO-10-8	356	46-076	143	46-270	173	46-456	159	46-781	153	46903I	160
4601-NWO-12	356	46-077	143	46-277	183	46-457	159	46-782	153	46903I	170
4601-NWO-16	356	46-078	143	46-278	183	46-465	159	46-783	153	46-904 I	160
4601-NWO-16-12	356	46-079	143	46-300	146	46-466	159	46-786	153	46-904 I	170
4601-NWO-20	356	46-080	143	46-301	146	46-467	159	46-787	153	46904I	160
4601-NWO-24	356	46-081	143	46-305	146	46-475	159	46-788	153	46904I	170
4601-NWO-24-20	356	46-082	143	46-306	146	46-476	159	46-792	153	46-905 I	160
4601-NWO-32	356	46-083	143	46-310	146	46485	159	46-793	153	46-905 I	170
4601-NWO-4	356	46084	143	46-311	146	46-492	140	46-794	153	46905I	160
4601-NWO-5	356	46-084	143	46-312	146	46-493	140	46-795	153	46905I	170
4601-NWO-6	356	46-085	143	46-315	146	46-500	161	46-798	153	46-910	160
4601-NWO-8	356	46-086	143	46-316	146	46-505	161	46-799	153	46-912	160
46-020	150	46-087	143	46-317	146	46-510	161	46-800	153	46-920	160
46-021	150	46-088	143	46-318	146	46-511	161	46-801	153	46-920 I	160
46-022	150	46-089	143	46-320	147	46-512	161	46-804	155	46-920 I	170
46-023	150	46-089A	143	46-321	147	46-513	161	46-805	155	46920I	160
46-028	151	46-090A	153	46-322	147	46-514	161	46-809	155	46920I	170
46-029	151	46-100	144	46-323	147	46-515	161	46-810	155	46-921	160
46-031	151	46-101	144	46-324	147	46-516	161	46-811	155	46-922	160
46-036	151	46-102	144	46-325	147	46-517	161	46-812	155	46-922 I	160
46-038	151	46-103	144	46-326	147	46-518	161	46-813	155	46-922 I	170
46-039	151	46-104	144	46-327	147	46-519	161	46-814	155	46-922A	160
4603-NWO-10	357	46-107	144	46-330	147	46-520	161	46-815	155	46922I	160
4603-NWO-12	357	46-115	144	46-331	147	46-521	161	46-816	155	46922I	170
4603-NWO-16	357	46-116	144	46-335	147	46-530	161	46-817	155	46-923	160
4603-NWO-20	357	46-117	144	46-336	147	46-531	161	46-818	155	46-923 I	160
4603-NWO-20-16	357	46-118	144	46-337	147	46-532	161	46-819	155	46-923 I	170
4603-NWO-20-24	357	46-119	144	46-338	147	46-533	161	46-820	155	46923I	160
4603-NWO-24	357	46-123	144	46-340	148	46-539	161	46-822	155	46923I	170
4603-NWO-24-20	357	46-125	144	46-341	148	46-540	12	46-823	155	46-924	160
4603-NWO-32	357	46126	145	46-342	148	46-540	161	46-824	155	46-924 I	160
4603-NWO-4	357	46-126	144	46-345	148	46-541	12	46-825	155	46-924 I	170
4603-NWO-6	357	46-127	144	46-346	148	46-541	161	46-826	155	46-924I	160

Part#	Page	Part#	Page	Part#	Page	Part#	Page	Part#	Page	Part#	Page
46924I	170	48-080	199	48-213	200	49-124	199	51-006	201	51-143	202
46-925	160	48-081	199	48-220	200	49-125	199	51-007	201	51-144	202
46-931	160	48-082	199	48-227	200	49-126	199	51-008	201	51-145	202
46-931	170	48-083	199	49-001	198	49-127	199	51-009	201	51-146	202
46-932	160	48-084	199	49-002	198	49-128	199	51-010	201	51-147	202
46-932	170	48-085	199	49-003	198	49-129	199	51-011	201	51-148	202
46-935	160	48-086	199	49-004	198	49-140	199	51-020	201	51-149	202
46-935	170	48-087	199	49-005	198	49-141	199	51-021	201	51-160	202
46-936	160	48-088	199	49-006	198	49-142	199	51-022	201	51-161	202
46-936	170	48-089	199	49-007	198	49-143	199	51-023	201	51-162	202
46-951	156	48-090	199	49-008	198	49-144	199	51-024	201	51-163	202
46-956	156	48-091	199	49-009	198	49-145	199	51-025	201	51-164	202
46-959	156	48-092	199	49-010	198	49-146	199	51-026	201	51-165	202
46-960	156	48-094	199	49-011	198	49-147	199	51-027	201	51-166	202
46-980	160	48-096	199	49-020	198	49-148	199	51-028	201	51-167	202
46-981	160	48-100	199	49-021	198	49-149	199	51-029	201	51-168	202
47-042	160	48-101	199	49-022	198	49-160	200	51-030	201	51-180	202
48-001	198	48-102	199	49-023	198	49-161	200	51-040	201	51-181	202
48-002	198	48-103	199	49-024	198	49-162	200	51-041	201	51-182	202
48-003	198	48-104	199	49-025	198	49-163	200	51-042	201	51-183	202
48-004	198	48-105	199	49-026	198	49-164	200	51-043	201	51-184	202
48-005	198	48-106	199	49-027	198	49-165	200	51-044	201	51-185	202
48-006	198	48-107	199	49-028	198	49-166	200	51-045	201	51-186	202
48-007	198	48-108	199	49-029	198	49-167	200	51-046	201	51-187	202
48-008	198	48-109	199	49-030	198	49-168	200	51-047	201	51-200	202
48-009	198	48-110	199	49-040	198	49-169	200	51-048	201	51-201	202
48-010	198	48-111	199	49-041	198	49-186	200	51-049	201	51-202	202
48-011	198	48-113	199	49-042	198	49-203	200	51-050	201	51-203	202
48-015	198	48-120	199	49-043	198	49-208	200	51-060	201	51-204	202
48-020	198	48-121	199	49-044	198	49-225	200	51-061	201	51-205	202
48-021	198	48-122	199	49-045	198	50-001	57	51-062	201	51-206	202
48-022	198	48-123	199	49-046	198	500-012	258	51-063	201	51-207	202
48-023	198	48-124	199	49-047	198	5000-12-12	321	51-064	201	51-220	202
48-024	198	48-125	199	49-048	198	5000-12-6	321	51-065	201	51-223	202
48-025	198	48-126	199	49-049	198	5000-12-8	321	51-066	201	51-224	202
48-026	198	48-127	199	49-050	198	5000-16	321	51-067	201	51-225	202
48-027	198	48-128	199	49-060	198	5000-16-12	321	51-068	201	51-226	202
48-028	198	48-129	199	49-061	198	5000-16-8	321	51-069	201	51-227	202
48-029	198	48-131	199	49-062	198	5000-2	321	51-070	201	52-001	201
48-030	198	48-135	199	49-063	198	500-020	258	51-080	201	52-002	201
48-032	198	48-140	199	49-064	198	5000-20-12	321	51-081	201	52-003	201
48-034	198	48-141	199	49-065	198	5000-20-16	321	51-082	201	52-004	201
48-036	198	48-142	199	49-066	198	5000-20-20	321	51-083	201	52-005	201
48-040	198	48-143	199	49-067	198	5000-24	321	51-084	201	52-006	201
48-041	198	48-144	199	49-068	198	500-028	258	51-085	201	52-007	201
48-042	198	48-145	199	49-069	198	5000-32	321	51-086	201	52-008	201
48-043	198	48-146	199	49-070	198	500-036	258	51-087	201	52-009	201
48-044	198	48-147	199	49-080	199	5000-4	321	51-088	201	52-010	201
48-045	198	48-148	199	49-081	199	5000-4-2	321	51-089	201	52-011	201
48-046	198	48-149	199	49-082	199	500-048	258	51-090	201	52-020	201
48-047	198	48-151	199	49-083	199	500-056	258	51-100	201	52-021	201
48-048	198	48-152	199	49-084	199	5000-6-2	321	51-101	201	52-022	201
48-049	198	48-160	200	49-085	199	5000-6-4	321	51-102	201	52-023	201
48-050	198	48-161	200	49-086	199	5000-6-6	321	51-103	201	52-024	201
48-052	198	48-162	200	49-087	199	500-072	258	51-104	201	52-025	201
48-054	198	48-163	200	49-088	199	5000-8	321	51-105	201	52-026	201
48-060	198	48-164	200	49-089	199	5000-8-4	321	51-106	201	52-027	201
48-061	198	48-165	200	49-090	199	5000-8-6	321	51-107	201	52-028	201
48-062	198	48-166	200	49-094	199	500-088	258	51-108	201	52-029	201
48-063	198	48-167	200	49-100	199	500-104	258	51-109	201	52-030	201
48-064	198	48-168	200	49-101	199	50-011	57	51-120	202	52-040	201
48-065	198	48-169	200	49-102	199	500-128	258	51-121	202	52-041	201
48-066	198	48-170	200	49-103	199	500-152	258	51-122	202	52-042	201
48-067	198	48-171	200	49-104	199	500-188	258	51-123	202	52-043	201
48-068	198	48-172	200	49-105	199	500-216	258	51-124	202	52-044	201
48-069	198	48-180	200	49-106	199	500-248	258	51-125	202	52-045	201
48-070	198	48-193	200	49-107	199	500-280	258	51-126	202	52-046	201
48-071	198	48-200	200	49-108	199	50C100B	371	51-127	202	52-047	201
48-072	198	48-201	200	49-109	199	51-001	201	51-128	202	52-048	201
48-073	198	48-203	200	49-120	199	51-002	201	51-129	202	52-049	201
48-074	198	48-205	200	49-121	199	51-003	201	51-140	202	52-050	201
48-075	198	48-207	200	49-122	199	51-004	201	51-141	202	52-060	201
48-076	198	48-209	200	49-123	199	51-005	201	51-142	202	52-061	201

Part#	Page	Part#	Page	Part#	Page	Part#	Page	Part#	Page	Part#	Page
52-062	201	52-206	202	5405-2-6	322	5406-P-16	323	5502-20	324	55-083	240
52-063	201	52-207	202	5405-2-8	322	5406-P-2	323	5502-20-16	324	55-084	240
52-064	201	52-220	202	5405-4-12	322	5406-P-20	323	5502-24	324	55-085	240
52-065	201	52-223	202	5405-4-4	322	5406-P-24	323	5502-2-4-4	324	55-086	240
52-066	201	52-224	202	5405-4-6	322	5406-P-32	323	5502-2-6	324	55-087	240
52-067	201	52-225	202	5405-4-8	322	5406-P-4	323	5502-32	324	55-088	240
52-068	201	52-226	202	5405-6-12	322	5406-P-6	323	5502-4	324	55-089	240
52-069	201	52-227	202	5405-6-6	322	5406-P-8	323	5502-4-2	324	55-090	240
52-070	201	5400-2-1.5	321	5405-6-8	322	5406-SHP-12	323	5502-4-6	324	55-100	240
52-080	201	5400-2-2	321	5405-8-12	322	5406-SHP-16	323	550-248	258	55-101	240
52-081	201	5400-2-2.5	321	5405-8-16	322	5406-SHP-2	323	5502-4-8-8	324	55-102	240
52-082	201	5400-2-3	321	5405-8-8	322	5406-SHP-20	323	5502-6	324	55-103	240
52-083	201	5400-4-2	321	540602	131	5406-SHP-24	323	5502-6-2	324	55-104	240
52-084	201	5400-4-2.5	321	540602S	131	5406-SHP-32	323	5502-6-4	324	55-105	240
52-085	201	5400-4-3	321	540604	131	5406-SHP-4	323	5502-6-8	324	55-106	240
52-086	201	5400-4-4	321	540604S	131	5406-SHP-6	323	550-280	258	55-107	240
52-087	201	5400-4-6	321	540606	131	5406-SHP-8	323	5502-8-12	324	55-108	240
52-088	201	5400-6-2	321	540606S	131	540804	131	5502-8-4	324	55-109	240
52-089	201	5400-6-2.5	321	540608	131	540804S	131	5502-8-6	324	55-111	240
52-090	201	5400-6-3	321	5406-12-2	323	540806	131	5502-8-8	324	55-115	240
52-100	201	5400-6-4	321	5406-12-4	323	540806S	131	5502-X-4	325	55-120	240
52-101	201	5400-6-6	321	5406-12-6	323	540808	131	5502-X-6	325	55-121	240
52-102	201	5400CL-12	321	5406-12-8	323	540808S	131	5502-X-8	325	55-122	240
52-103	201	5400CL-16	321	5406-16-12	323	541006	131	550-312	258	55-123	240
52-104	201	5400CL-2	321	5406-16-4	323	541008	131	5503-12-12	325	55-124	240
52-105	201	5400CL-20	321	5406-16-6	323	541008S	131	5503-16	325	55-125	240
52-106	201	5400CL-4	321	5406-16-8	323	541208	131	5503-2	325	55-126	240
52-107	201	5400CL-6	321	5406-20-12	323	541212	131	5503-20	325	55-127	240
52-108	201	5400CL-8	321	5406-20-16	323	550-012	258	5503-24	325	55-128	240
52-109	201	540402	131	5406-20-4	323	5500-12-12	324	5503-32	325	55-129	240
52-120	202	540402S	131	5406-20-6	323	5500-12-6	324	5503-4	325	55-140	240
52-121	202	540404	131	5406-20-8	323	5500-12-8	324	5503-6	325	55-141	240
52-122	202	540404S	131	5406-24-12	323	5500-16	324	5503-8	325	55-142	240
52-123	202	5404-12	322	5406-24-16	323	5500-16-12	324	5504-12	325	55-143	240
52-124	202	5404-12-6	322	5406-24-20	323	5500-2	324	5504-12-6	325	55-144	240
52-125	202	5404-12-8	322	5406-24-6	323	550-020	258	5504-12-8	325	55-145	240
52-126	202	5404-16	322	5406-24-8	323	5500-20-16	324	5504-16	325	55-146	240
52-127	202	5404-16-12	322	5406-32-12	323	5500-20-20	324	5504-16-12	325	55-147	240
52-128	202	5404-16-6	322	5406-32-16	323	5500-24	324	5504-2	325	55-148	240
52-129	202	5404-16-8	322	5406-32-20	323	550-028	258	5504-20	325	55-149	240
52-140	202	5404-2	322	5406-32-24	323	5500-32	324	5504-20-16	325	55-160	240
52-141	202	5404-20	322	5406-32-8	323	550-036	258	5504-24	325	55-161	240
52-142	202	5404-20-12	322	5406-40-32	323	5500-4	324	5504-32	325	55-162	240
52-143	202	5404-20-16	322	5406-4-2	323	5500-4-2	324	5504-4	325	55-163	240
52-144	202	5404-20-8	322	5406-48-32	323	550-048	258	5504-4-2	325	55-164	240
52-145	202	5404-24	322	5406-6-2	323	550-056	258	5504-6	325	55-165	240
52-146	202	5404-24-12	322	5406-6-4	323	5500-6	324	5504-6-4	325	55-166	240
52-147	202	5404-24-16	322	5406-8-2	323	5500-6-4	324	5504-8	325	55-167	240
52-148	202	5404-24-20	322	5406-8-4	323	550-072	258	5504-8-4	325	55-168	240
52-150	202	5404-32	322	5406-8-6	323	5500-8	324	5504-8-6	325	55-174	240
52-160	202	5404-32-20	322	5406-C-12	324	5500-8-4	324	5505-12	325	55-241	240
52-161	202	5404-32-24	322	5406-C-16	324	5500-8-6	324	5505-16	325	55-243	240
52-162	202	5404-4	322	5406-C-2	324	550-088	258	5505-2	325	55-253	240
52-163	202	5404-4-2	322	5406-C-4	324	550-104	258	5505-20	325	55-710	241
52-164	202	5404-6	322	5406-C-6	324	5501-12-12	324	5505-4	325	55-711	241
52-165	202	5404-6-2	322	5406-C-8	324	5501-16-16	324	5505-6	325	55-712	241
52-166	202	5404-6-4	322	5406-FLP-1	323	5501-20-20	324	5505-8	325	55-713	241
52-167	202	5404-8	322	5406-FLP-12	323	5501-2-2	324	55-060	240	55-714	241
52-168	202	5404-8-4	322	5406-FLP-2	323	5501-24-24	324	55-061	240	55-715	241
52-180	202	5404-8-6	322	5406-FLP-4	323	550-128	258	55-062	240	55-716	241
52-181	202	5405-1-2	322	5406-FLP-6	323	5501-4-4	324	55-063	240	55-717	241
52-182	202	5405-12-12	322	5406-FLP-8	323	550-152	258	55-064	240	55-718	241
52-183	202	5405-12-16	322	5406-HHP-1	323	5501-6-6	324	55-065	240	55-719	241
52-184	202	5405-12-20	322	5406-HHP-12	323	5501-8	324	55-066	240	55-720	241
52-185	202	5405-16-16	322	5406-HHP-16	323	550-188	258	55-067	240	55-721	241
52-186	202	5405-16-20	322	5406-HHP-2	323	5502-12	324	55-068	240	55-722	241
52-187	202	5405-16-24	322	5406-HHP-20	323	5502-12-16	324	55-069	240	55-723	241
52-200	202	5405-20-20	322	5406-HHP-24	323	5502-12-8	324	55-070	240	55-724	241
52-201	202	5405-20-24	322	5406-HHP-32	323	550-216	258	55-072	240	55-725	241
52-202	202	5405-2-2	322	5406-HHP-4	323	5502-16-12	324	55-076	240	55-726	241
52-203	202	5405-2-4	322	5406-HHP-6	323	5502-16-16	324	55-080	240	55-727	241
52-204	202	5405-24-24	322	5406-HHP-8	323	5502-16-20	324	55-081	240	55-728	242
52-205	202	5405-24-32	322	5406-P-12	323	5502-2	324	55-082	240	55-729	242



Part#	Page	Part#	Page	Part#	Page	Part#	Page	Part#	Page	Part#	Page
55-730	242	55-808	241	5603-4-4	326	56-094	209	56-187	212	56-290	211
55-731	242	55-809	242	56-035	208	56-095	209	56-188	212	56-291	211
55-732	242	55-810	242	56-036	208	56-096	209	56-189	212	56-292	211
55-733	242	55-811	241	5603-6-6	326	56-100	210	56-190	212	56-293	211
55-734	242	55-812	241	56-037	208	56-101	210	56-191	212	56-294	211
55-735	242	55-813	241	56-038	208	56-102	210	56-192	212	56-295	211
55-736	241	55-814	242	5603-8-8	326	56-103	210	56-193	212	56-296	211
55-737	241	55-815	242	56-040	208	56-104	210	56-200	212	56-297	211
55-738	241	55-816	242	56-041	208	56-105	210	56-201	212	56-300	212
55-739	241	55-950	241	5604-12	326	56-106	210	56-202	212	56-330	212
55-740	241	55-951	241	5604-16	326	56-107	210	56-203	212	56-331	212
55-741	241	56-001	208	56-042	208	56-108	210	56-204	212	56-332	212
55-742	241	5600-12	326	5604-20	326	56-109	210	56-205	212	56-430	208
55-743	241	5600-16	326	5604-2-2	326	56-110	210	56-206	212	56-431	208
55-744	241	56-002	208	5604-24	326	56-111	210	56-207	212	56-432	208
55-745	241	5600-20	326	56-043	208	56-112	210	56-208	212	56-433	208
55-746	241	5600-2-2	326	5604-32	326	56-113	210	56-209	212	5652-12	327
55-747	241	56-003	208	56-044	208	56-114	210	56-210	212	5652-16	327
55-748	241	56-004	208	5604-4-4	326	56-115	210	56-211	212	5652-2	327
55-749	241	5600-4-4	326	56-045	208	56-120	210	56-212	212	5652-20	327
55-750	241	56-005	208	56-046	208	56-121	210	56-213	212	5652-24	327
55-751	241	56-006	208	5604-6-6	326	56-122	210	56-220	212	5652-32	327
55-752	241	5600-6-6	326	56-047	208	56-123	210	56-223	212	5652-4	327
55-753	241	56-007	208	56-048	208	56-124	210	56-224	212	5652-6	327
55-754	241	56-008	208	5604-8-8	326	56-125	210	56-225	212	5652-8	327
55-755	241	5600-8-8	326	56-049	208	56-126	210	56-226	212	5655-12-12-12-12	327
55-756	242	56-009	208	56-050	208	56-127	210	56-227	212	5655-4-4-4-4	327
55-757	242	56-010	208	56-051	208	56-128	210	56-228	212	5655-6-6-6-6	327
55-758	242	56-011	208	5605-12	326	56-129	210	56-229	212	5655-8-8-8-8	327
55-759	242	5601-12	326	5605-16	326	56-130	210	56-234	208	57-001	208
55-760	242	5601-16	326	56-052	208	56-131	210	56-235	208	57-002	208
55-761	242	56-012	208	5605-20	326	56-132	210	56-236	208	57-003	208
55-762	242	5601-20	326	5605-2-2	326	56-133	210	56-237	208	57-004	208
55-763	242	5601-2-2	326	5605-24	326	56-134	210	56-240	209	57-005	208
55-764	242	5601-24	326	56-053	208	56-135	210	56-241	209	57-006	208
55-765	242	56-013	208	5605-32	326	56-140	211	56-242	209	57-007	208
55-766	242	56-014	208	56-054	208	56-141	211	56-243	209	57-008	208
55-767	242	5601-4-4	326	5605-4-4	326	56-142	211	56-244	209	57-009	208
55-768	242	56-015	208	56-055	208	56-143	211	56-245	209	5700-S-12-12	324
55-769	242	56-016	208	56-056	208	56-144	211	56-246	209	5700-S-4-4	324
55-770	242	5601-6-6	326	5605-6-6	326	56-145	211	56-247	209	5700-S-6-6	324
55-771	242	56-017	208	5605-8	326	56-146	211	56-250	209	5700-S-8-8	324
55-772	242	5601-8	326	56-060	209	56-147	211	56-251	209	57-010	208
55-773	242	56-020	208	56-061	209	56-148	211	56-252	209	57-011	208
55-774	242	56-021	208	56-062	209	56-149	211	56-253	209	57-012	208
55-775	242	5602-12	326	56-063	209	56-150	211	56-254	209	57-013	208
55-776	242	5602-16	326	56-064	209	56-151	211	56-255	209	57-014	208
55-777	242	56-022	208	56-065	209	56-152	211	56-256	209	57-015	208
55-778	242	5602-20	326	56-066	209	56-153	211	56-257	209	57-016	208
55-779	242	5602-2-2	326	56-067	209	56-154	211	56-260	210	57-017	208
55-780	242	5602-24	326	56-068	209	56-155	211	56-261	210	57-020	208
55-781	242	56-023	208	56-069	209	56-160	211	56-262	210	57-021	208
55-782	242	5602-32	326	56-070	209	56-161	211	56-263	210	5702-12-12	325
55-783	242	56-024	208	56-071	209	56-162	211	56-264	210	57-022	208
55-784	242	5602-4-4	326	56-072	209	56-163	211	56-265	210	57-023	208
55-785	242	56-025	208	56-073	209	56-164	211	56-266	210	57-024	208
55-786	242	56-026	208	56-074	209	56-165	211	56-267	210	5702-4-4	325
55-787	242	5602-6-6	326	56-075	209	56-166	211	56-270	210	57-025	208
55-788	242	56-027	208	56-076	209	56-167	211	56-271	210	57-026	208
55-789	242	56-028	208	56-080	209	56-168	211	56-272	210	5702-6-6	325
55-790	242	5602-8-8	326	56-081	209	56-169	211	56-273	210	57-027	208
55-791	242	56-029	208	56-082	209	56-170	211	56-274	210	57-028	208
55-792	242	56-030	208	56-083	209	56-171	211	56-275	210	5702-8-8	325
55-796	242	56-031	208	56-084	209	56-172	211	56-276	210	57-029	208
55-797	242	5603-12	326	56-085	209	56-173	211	56-277	210	57-030	208
55-798	242	5603-16	326	56-086	209	56-174	211	56-280	211	57-031	208
55-801	242	56-032	208	56-087	209	56-180	212	56-281	211	57-032	208
55-802	242	5603-20	326	56-088	209	56-181	212	56-282	211	57-033	208
55-803	242	5603-2-2	326	56-089	209	56-182	212	56-283	211	57-034	208
55-804	241	5603-24	326	56-090	209	56-183	212	56-284	211	57-035	208
55-805	242	56-033	208	56-091	209	56-184	212	56-285	211	57-036	208
55-806	242	5603-32	326	56-092	209	56-185	212	56-286	211	57-040	208
55-807	241	56-034	208	56-093	209	56-186	212	56-287	211	57-041	208

Part#	Page	Part#	Page	Part#	Page	Part#	Page	Part#	Page	Part#	Page
57-042	208	57-128	210	57-229	212	58-012	226	58-096	227	58-189	228
57-043	208	57-129	210	57-234	208	58-013	226	58-100	227	58-190	228
57-044	208	57-130	210	57-235	208	58-014	226	58-101	227	58-191	228
57-045	208	57-131	210	57-236	208	58-015	226	58-102	227	58-192	228
57-046	208	57-132	210	57-237	208	58-016	226	58-103	227	58-193	228
57-047	208	57-133	210	57-240	209	58-017	226	58-104	227	58-200	228
57-048	208	57-134	210	57-241	209	58-020	226	58-105	227	58-201	228
57-049	208	57-135	210	57-242	209	58-021	226	58-106	227	58-202	228
57-050	208	57-140	211	57-243	209	58-022	226	58-107	227	58-203	228
57-051	208	57-141	211	57-244	209	58-023	226	58-108	227	58-204	228
57-052	208	57-142	211	57-245	209	58-024	226	58-109	227	58-205	228
57-053	208	57-143	211	57-246	209	58-025	226	58-110	227	58-206	228
57-054	208	57-144	211	57-247	209	58-026	226	58-111	227	58-207	228
57-055	208	57-145	211	57-250	209	58-027	226	58-112	227	58-208	228
57-056	208	57-146	211	57-251	209	58-028	226	58-113	227	58-209	228
57-060	209	57-147	211	57-252	209	58-029	226	58-114	227	58-210	228
57-061	209	57-148	211	57-253	209	58-030	226	58-115	227	58-211	228
57-062	209	57-149	211	57-254	209	58-031	226	58-120	227	58-212	228
57-063	209	57-150	211	57-255	209	58-032	226	58-121	227	58-213	228
57-064	209	57-151	211	57-256	209	58-033	226	58-122	227	58-220	228
57-065	209	57-152	211	57-257	209	58-034	226	58-123	227	58-221	228
57-066	209	57-153	211	57-260	210	58-035	226	58-124	227	58-222	228
57-067	209	57-154	211	57-261	210	58-036	226	58-125	227	58-223	228
57-068	209	57-155	211	57-262	210	58-040	226	58-126	227	58-224	228
57-069	209	57-160	211	57-263	210	58-041	226	58-127	227	58-225	228
57-070	209	57-161	211	57-264	210	58-042	226	58-128	227	58-226	228
57-071	209	57-162	211	57-265	210	58-043	226	58-129	227	58-227	228
57-072	209	57-163	211	57-266	210	58-044	226	58-130	227	58-228	228
57-073	209	57-164	211	57-267	210	58-045	226	58-131	227	58-229	228
57-074	209	57-165	211	57-270	210	58-046	226	58-132	227	58-230	228
57-075	209	57-166	211	57-271	210	58-047	226	58-133	227	58-231	228
57-076	209	57-167	211	57-272	210	58-048	226	58-134	227	59-001	226
57-080	209	57-168	211	57-273	210	58-049	226	58-135	227	59-002	226
57-081	209	57-169	211	57-274	210	58-050	226	58-140	227	59-003	226
57-082	209	57-170	211	57-275	210	58-051	226	58-141	227	59-004	226
57-083	209	57-171	211	57-276	210	58-052	226	58-142	227	59-005	226
57-084	209	57-172	211	57-277	210	58-053	226	58-143	227	59-006	226
57-085	209	57-173	211	57-280	211	58-054	226	58-144	227	59-007	226
57-086	209	57-174	211	57-281	211	58-055	226	58-145	227	59-008	226
57-087	209	57-180	212	57-282	211	58-056	226	58-146	227	59-009	226
57-088	209	57-181	212	57-283	211	58-060	226	58-147	227	59-010	226
57-089	209	57-182	212	57-284	211	58-061	226	58-148	227	59-011	226
57-090	209	57-183	212	57-285	211	58-062	226	58-149	227	59-012	226
57-091	209	57-184	212	57-286	211	58-063	226	58-150	227	59-013	226
57-092	209	57-185	212	57-287	211	58-064	226	58-151	227	59-014	226
57-093	209	57-186	212	57-290	211	58-065	226	58-152	227	59-015	226
57-094	209	57-187	212	57-291	211	58-066	226	58-153	227	59-016	226
57-095	209	57-188	212	57-292	211	58-067	226	58-154	227	59-017	226
57-096	209	57-189	212	57-293	211	58-068	226	58-155	227	59-020	226
57-100	210	57-190	212	57-294	211	58-069	226	58-160	228	59-021	226
57-101	210	57-191	212	57-295	211	58-070	226	58-161	228	59-022	226
57-102	210	57-192	212	57-296	211	58-071	226	58-162	228	59-023	226
57-103	210	57-193	212	57-297	211	58-072	226	58-163	228	59-024	226
57-104	210	57-200	212	57-300	212	58-073	226	58-164	228	59-025	226
57-105	210	57-201	212	57-311	212	58-074	226	58-165	228	59-026	226
57-106	210	57-202	212	57-330	212	58-075	226	58-166	228	59-027	226
57-107	210	57-203	212	57-331	212	58-076	226	58-167	228	59-028	226
57-108	210	57-204	212	57-332	212	58-080	227	58-168	228	59-029	226
57-109	210	57-205	212	57-430	208	58-081	227	58-169	228	59-030	226
57-110	210	57-206	212	57-431	208	58-082	227	58-170	228	59-031	226
57-111	210	57-207	212	57-432	208	58-083	227	58-171	228	59-032	226
57-112	210	57-208	212	57-433	208	58-084	227	58-172	228	59-033	226
57-113	210	57-209	212	58-001	226	58-085	227	58-173	228	59-034	226
57-114	210	57-210	212	58-002	226	58-086	227	58-174	228	59-035	226
57-115	210	57-211	212	58-003	226	58-087	227	58-180	228	59-036	226
57-120	210	57-212	212	58-004	226	58-088	227	58-181	228	59-040	226
57-121	210	57-213	212	58-005	226	58-089	227	58-182	228	590400	132
57-122	210	57-220	212	58-006	226	58-090	227	58-183	228	59-041	226
57-123	210	57-223	212	58-007	226	58-091	227	58-184	228	59-042	226
57-124	210	57-224	212	58-008	226	58-092	227	58-185	228	59-043	226
57-125	210	57-225	212	58-009	226	58-093	227	58-186	228	59-044	226
57-126	210	57-226	212	58-010	226	58-094	227	58-187	228	59-045	226
57-127	210	57-227	212	58-011	226	58-095	227	58-188	228	59-046	226

Part#	Page	Part#	Page	Part#	Page	Part#	Page	Part#	Page	Part#	Page
59-047	226	59-131	227	59-229	228	61-924	295	620-096	256	62-393	203
59-048	226	59-132	227	59-230	228	61-925	295	620-104	256	62-394	203
59-049	226	59-133	227	59-231	228	61-926	295	620-116	256	62-395	203
59-050	226	59-134	227	595320	132	61-927	295	620-128	256	62-396	203
59-051	226	59-135	227	600-006	255	61-928	295	620-152	256	62-397	203
59-052	226	59-140	227	600-008	255	61-931	295	620-164	256	62-398	203
59-053	226	59-141	227	600-010	255	61-932	295	620-176	256	62-410B	203
59-054	226	59-142	227	600-012	255	61-933	295	620-188	256	62-411B	203
59-055	226	59-143	227	600-016	255	61-934	295	620-200	256	62-412B	203
59-056	226	59-144	227	600-020	255	61-935	295	620-212	256	62-413	204
59-060	226	59-145	227	600-024	255	61-936	295	620-224	256	62-413B	203
590600	132	59-146	227	600-028	255	61-937	295	620-248	256	62-414	204
59-061	226	59-147	227	600-032	255	61-938	295	620-270	256	62-414B	203
59-062	226	59-148	227	600-036	255	61-941	295	620-312	256	62-415	204
59-063	226	59-149	227	600-040	255	61-942	295	620-332	256	62-415B	203
59-064	226	59-150	227	600-044	255	61-943	295	620-390	256	62-416	204
59-065	226	59-151	227	600-048	255	61-944	295	620400	132	62-416B	203
59-066	226	59-152	227	600-052	255	61-945	295	620532	132	62-417	204
59-067	226	59-153	227	600-056	255	61-946	295	620600	132	62-417B	203
59-068	226	59-154	227	600-060	255	61-947	295	62-075	204	62-418	204
59-069	226	59-155	227	600-064	255	61-948	295	62-076	204	62-418B	203
59-070	226	59-160	228	600-072	255	61-951	295	62-077	204	62-419	204
59-071	226	59-161	228	600-080	255	61-952	295	62-078	204	62-420	204
59-072	226	59-162	228	600-088	255	61-953	295	62-079	204	62-421	204
59-073	226	59-163	228	600-096	255	61-954	295	62-080	204	62-430	204
59-074	226	59-164	228	600-104	255	61-955	295	620800	132	62-431	204
59-075	226	59-165	228	611-006	255	61-956	295	62-081	204	62-432	204
59-076	226	59-166	228	611-008	255	61-957	295	62-082	204	62-433	204
59-080	227	59-167	228	611-010	255	61-958	295	62-083	204	62-434	204
590800	132	59-168	228	611-012	255	61-961	295	62-100	203	62-435	204
59-081	227	59-169	228	611-016	255	61-962	295	621000	132	62-436	204
59-082	227	59-170	228	611-020	255	61-963	295	62-101	203	62-437	204
59-083	227	59-171	228	611-024	255	61-964	295	62-102	203	62-438	204
59-084	227	59-172	228	611-028	255	61-965	295	62-103	203	62-440	204
59-085	227	59-173	228	611-032	255	61-966	295	62-104	203	62-441	204
59-086	227	59-174	228	611-036	255	61-967	295	62-105	203	62-442	204
59-087	227	59-180	228	611-040	255	61-968	295	62-106	203	62-445	204
59-088	227	59-181	228	611-044	255	61-971	295	62-107	203	62-446	204
59-089	227	59-182	228	611-048	255	61-972	295	62-108	203	62-447	204
59-090	227	59-183	228	611-052	255	61-973	295	62-109	203	62-448	204
59-091	227	59-184	228	611-056	255	61-974	295	62-110	203	62-449	204
59-092	227	59-185	228	611-060	255	61-975	295	62-112	203	62-450	204
59-093	227	59-186	228	611-064	255	61-976	295	621200	132	62-452	204
59-094	227	59-187	228	611-072	255	61-977	295	62-160	203	62-453	204
59-095	227	59-188	228	611-080	255	61-978	295	62-161	203	62-454	204
59-096	227	59-189	228	611-088	255	61-981	295	62-162	203	62-455	204
59-100	227	59-190	228	611-096	255	61-982	295	62-163	203	62-470	204
59-101	227	59-191	228	611-104	255	61-983	295	62-164	203	62-471	204
59-102	227	59-192	228	611-116	255	61-984	295	62-165	203	62-472	204
59-103	227	59-193	228	611-128	255	61-985	295	62-166	203	62-473	204
59-104	227	59-200	228	611-152	255	61-986	295	62-167	203	62-474	204
59-105	227	59-201	228	611-164	255	61-987	295	62-168	203	62-475	204
59-106	227	59-202	228	611-176	255	61-988	295	62-180	203	62-476	204
59-107	227	59-203	228	611-188	255	620-006	256	62-181	203	62-477	204
59-108	227	59-204	228	611-200	255	620-008	256	62-182	203	62-478	204
59-109	227	59-205	228	611-212	255	620-010	256	62-183	203	62-480	204
59-110	227	59-206	228	611-224	255	620-012	256	62-184	203	62-500	205
59-111	227	59-207	228	611-248	255	620-016	256	62-185	203	62-502	205
59-112	227	59-208	228	611-270	255	620-020	256	62-186	203	62-503	205
59-113	227	59-209	228	611-312	255	620-024	256	62-187	203	62-504	205
59-114	227	59-210	228	611-332	255	620-028	256	62-188	203	62-505	205
59-115	227	59-211	228	611-390	255	620-032	256	62-250	203	62-508	205
59-120	227	59-212	228	61-911	295	620-036	256	62-251	203	62-509	205
59-121	227	59-213	228	61-912	295	620-040	256	62-252	203	62-512	205
59-122	227	59-220	228	61-913	295	620-044	256	62-253	203	62-513	205
59-123	227	59-221	228	61-914	295	620-048	256	62-254	203	62-517	205
59-124	227	59-222	228	61-915	295	620-052	256	62-255	203	62-518	205
59-125	227	59-223	228	61-916	295	620-056	256	62-256	203	62-521	205
59-126	227	59-224	228	61-917	295	620-060	256	62-257	203	62-522	205
59-127	227	59-225	228	61-918	295	620-064	256	62-258	203	62-524	205
59-128	227	59-226	228	61-921	295	620-072	256	62-260	203	62-527	205
59-129	227	59-227	228	61-922	295	620-080	256	62-391	203	62-528	205
59-130	227	59-228	228	61-923	295	620-088	256	62-392	203	62-529	205

Part#	Page	Part#	Page	Part#	Page	Part#	Page	Part#	Page	Part#	Page
62-530	205	63-103	203	63-448	204	63682	206	63-958	295	6400-8-10	329
62-531	205	63-104	203	63-449	204	63683	206	63-961	295	6400-8-12	329
62-532	205	63-105	203	63-450	204	63684	206	63-962	295	6400-8-16	329
62-534	205	63-106	203	63-452	204	63-701	206	63-963	295	6400-8-4	329
62-535	205	63-107	203	63-453	204	63-702	206	63-964	295	6400-8-6	329
62-538	205	63-108	203	63-454	204	63-703	206	63-965	295	6400-L-10	329
62-539	205	63-112	203	63-470	204	63-704	206	63-966	295	6400-L-12	329
62-543	205	63-160	203	63-471	204	63-705	206	63-967	295	6400-L-16	329
62-600	205	63-161	203	63-472	204	63-706	206	63-968	295	6400-L-20	329
62-601	205	63-162	203	63-473	204	63-707	206	63-971	295	6400-L-4	329
62-602	205	63-163	203	63-474	204	63-708	206	63-972	295	6400-L-6	329
62-603	205	63-164	203	63-475	204	63-720	205	63-973	295	6400-L-8	329
62-604	205	63-165	203	63-476	204	63-721	205	63-974	295	6401-10-8	329
62-605	205	63-166	203	63-477	204	63-722	205	63-975	295	6401-12-12	329
62-606	205	63-167	203	63-478	204	63-723	205	63-976	295	6401-12-8	329
62-607	205	63-168	203	63-500	205	63-724	205	63-977	295	6401-16-16	329
62-608	205	63-180	203	63-501	205	63-725	205	63-978	295	6401-20-20	329
62-610	205	63-181	203	63-502	205	63-726	205	63-981	295	6401-24-24	329
62-630	205	63-182	203	63-504	205	63-727	205	63-982	295	6401-32-32	329
62-631	205	63-183	203	63-505	205	63-728	205	63-983	295	6401-4-2	329
62-632	205	63-184	203	63-507	205	63-759	204	63-984	295	6401-4-4	329
62-633	205	63-185	203	63-508	205	63-760	204	63-985	295	6401-5-2	329
62-634	205	63-186	203	63-509	205	63-761	204	63-986	295	6401-6-4	329
62-635	205	63-187	203	63-512	205	63-762	204	63-987	295	6401-6-6	329
62-636	205	63-188	203	63-513	205	63-763	204	63-988	295	6401-6-8	329
62-637	205	63-250	203	63-516	205	63-764	204	6400-10	329	6401-8-12	329
62-638	205	63-251	203	63-517	205	63-771	206	6400-10-12	329	6401-8-6	329
62-653	206	63-252	203	63-518	205	63-772	206	6400-10-16	329	6401-8-8	329
62-654	206	63-253	203	63-521	205	63-773	206	6400-10-6	329	6402-O-10-10	330
62-655	206	63-254	203	63-522	205	63-774	206	6400-10-8	329	6402-O-12-12	330
62-656	206	63-255	203	63-523	205	63-775	206	6400-12	329	6402-O-14-14	330
62-657	206	63-256	203	63-524	205	63-776	206	6400-12-10	329	6402-O-16-12	330
62-658	206	63-257	203	63-528	205	63-777	206	6400-12-14	329	6402-O-16-16	330
62-660	206	63-258	203	63-529	205	63-778	206	6400-12-16	329	6402-O-20-20	330
62-670	206	63-390	203	63-530	205	63-911	295	6400-12-20	329	6402-O-24-24	330
62-671	206	63-391	203	63-531	205	63-912	295	6400-12-8	329	6402-O-4-4	330
62-672	206	63-392	203	63-534	205	63-913	295	6400-14	329	6402-O-5-5	330
62-701	206	63-393	203	63-535	205	63-914	295	6400-14-12	329	6402-O-6-6	330
62-702	206	63-394	203	63-538	205	63-915	295	6400-14-16	329	6402-O-6-8	330
62-703	206	63-395	203	63-600	205	63-916	295	6400-16	329	6402-O-8-6	330
62-704	206	63-396	203	63-601	205	63-917	295	6400-16-10	329	6402-O-8-8	330
62-705	206	63-397	203	63-602	205	63-918	295	6400-16-12	329	6403-AO-10	330
62-706	206	63-398	203	63-603	205	63-921	295	6400-16-14	329	6403-AO-10-8	330
62-707	206	63-410B	203	63-604	205	63-922	295	6400-16-20	329	6403-AO-12	330
62-708	206	63-411B	203	63-605	205	63-923	295	6400-16-24	329	6403-AO-12-10	330
62-720	205	63-412B	203	63-606	205	63-924	295	6400-2	329	6403-AO-12-8	330
62-721	205	63-413	204	63-607	205	63-925	295	6400-20	329	6403-AO-16	330
62-722	205	63-413B	203	63-608	205	63-926	295	6400-20-12	329	6403-AO-16-12	330
62-723	205	63-414	204	63-610	205	63-927	295	6400-20-16	329	6403-AO-20	330
62-724	205	63-414B	203	63-630	205	63-928	295	6400-20-24	329	6403-AO-24	330
62-725	205	63-415	204	63-631	205	63-931	295	6400-24	329	6403-AO-32	330
62-726	205	63-415B	203	63-632	205	63-932	295	6400-24-20	329	6403-AO-4	330
62-727	205	63-416	204	63-633	205	63-933	295	6400-24-32	329	6403-AO-6	330
62-728	205	63-416B	203	63-634	205	63-934	295	6400-3	329	6403-AO-8	330
62-771	206	63-417	204	63-635	205	63-935	295	6400-32	329	6403-AO-8-6	330
62-772	206	63-417B	203	63-636	205	63-936	295	6400-32-24	329	6403-O-10	330
62-773	206	63-418	204	63-637	205	63-937	295	6400-4	329	6403-O-10-8	330
62-774	206	63-418B	203	63-638	205	63-938	295	6400-4-10	329	6403-O-12	330
62-775	206	63-419	204	63-653	206	63-941	295	6400-4-3	329	6403-O-12-10	330
62-776	206	63-420	204	63-654	206	63-942	295	6400-4-5	329	6403-O-12-8	330
62-777	206	63-421	204	63-655	206	63-943	295	6400-4-6	329	6403-O-16	330
62-778	206	63-430	204	63-656	206	63-944	295	6400-4-8	329	6403-O-4	330
63-075	204	63-432	204	63-657	206	63-945	295	6400-5	329	6403-O-6	330
63-076	204	63-434	204	63-658	206	63-946	295	6400-5-4	329	6403-O-6-4	330
63-077	204	63-435	204	63-660	205	63-947	295	6400-5-6	329	6403-O-8	330
63-078	204	63-436	204	63-661	205	63-948	295	6400-6	329	640400	132
63-079	204	63-437	204	63-662	205	63-951	295	6400-6-10	329	6404-10-12	330
63-080	204	63-438	204	63-663	205	63-952	295	6400-6-12	329	6404-10-16	330
63-081	204	63-441	204	63-670	206	63-953	295	6400-6-16	329	6404-10-8	330
63-082	204	63-442	204	63-671	206	63-954	295	6400-6-4	329	6404-12-12	330
63-100	203	63-445	204	63-672	206	63-955	295	6400-6-5	329	6404-16-16	330
63-101	203	63-446	204	63680	206	63-956	295	6400-6-8	329	6404-20-20	330
63-102	203	63-447	204	63681	206	63-957	295	6400-8	329	6404-4-2	330

Part#	Page	Part#	Page	Part#	Page	Part#	Page	Part#	Page	Part#	Page
6404-4-4	330	6408-O-4	331	64-145	216	64-317	218	64-464	220	64-656	222
6404-6-4	330	6408-O-5	331	64-146	216	64-318	219	64-472	223	64-657	222
6404-6-6	330	6408-O-6	331	64-148	216	64-319	218	64-473	223	64-658	222
6404-6-8	330	6408-O-8	331	64-160	217	64-322	219	64-474	223	64-659	222
6404-8-4	330	64-100	216	64-161	217	64-328	219	64-475	223	64-660	222
6404-8-6	330	64-101	216	64-162	217	64-330	219	64-476	223	64-661	222
6404-8-8	330	64-102	216	64-163	217	64-334	219	64-477	223	64-692	223
6405-O-10-12	331	64-103	216	64-164	217	64-336	219	64-478	223	64-693	223
6405-O-10-4	331	64-104	216	64-165	217	64-343	219	64-479	223	64-694	223
6405-O-10-6	331	64-105	216	64-166	217	64-351	219	64-480	223	64-695	223
6405-O-10-8	331	64-106	216	64-167	217	64-363	220	64-481	223	64-696	223
6405-O-12-12	331	64-107	216	64-168	217	64-364	220	64-482	223	64-697	223
6405-O-12-16	331	64-108	216	64-169	217	64-383	220	64-486	220	64-703	219
6405-O-12-6	331	64-109	216	64-170	217	64-384	220	64-503	221	64-704	219
6405-O-12-8	331	6410-O-10-12	332	64-171	217	64-385	220	64-505	221	64-705	219
6405-O-14-12	331	6410-O-10-4	332	64-180	217	64-386	220	64-506	221	64-706	219
6405-O-14-16	331	6410-O-10-6	332	64-181	217	64-390	222	64-507	221	64-707	219
6405-O-14-8	331	6410-O-10-8	332	64-182	217	64-391	222	64-508	221	64-708	219
6405-O-16-12	331	6410-O-12-10	332	64-183	217	64-392	222	64-509	221	64-733	218
6405-O-16-16	331	6410-O-12-14	332	64-184	217	64-393	222	64-510	221	64-770	215
6405-O-16-20	331	6410-O-12-16	332	64-185	217	64-394	222	64-511	221	64-771	215
6405-O-16-6	331	6410-O-12-4	332	64-186	217	64-395	222	64-512	221	64-772	215
6405-O-16-8	331	6410-O-12-6	332	64-187	217	64-396	222	64-513	221	64-773	215
6405-O-20-12	331	6410-O-12-8	332	64-188	217	64-397	222	64-514	221	64-773H	215
6405-O-20-20	331	6410-O-14-10	332	64-189	217	64-398	222	64-515	221	64-774	215
6405-O-20-24	331	6410-O-14-12	332	64-190	217	64-399	222	64-516	221	64-774H	215
6405-O-2-2	331	6410-O-14-8	332	64-191	217	64-400	222	64-517	221	64-775	215
6405-O-2-4	331	6410-O-16-10	332	64-192	217	64-410	218	64-518	221	64-775H	215
6405-O-24-16	331	6410-O-16-12	332	64-200	217	64-411	218	64-519	221	64-776	215
6405-O-24-20	331	6410-O-16-14	332	64-201	217	64-412	218	64-520	221	64-776H	215
6405-O-24-24	331	6410-O-16-20	332	64-202	217	64-413	218	64-521	221	64-777	215
6405-O-3-2	331	6410-O-16-6	332	64-203	217	64-414	218	64-522	221	64-777H	215
6405-O-32-20	331	6410-O-16-8	332	64-204	217	64-415	218	64-523	221	64-778	215
6405-O-32-24	331	6410-O-20-10	332	64-205	217	64-416	218	64-524	221	64-778H	215
6405-O-32-32	331	6410-O-20-12	332	64-206	217	64-417	218	64-525	221	64-779	215
6405-O-3-4	331	6410-O-20-16	332	64-207	217	64-418	218	64-527	221	64-780	215
6405-O-4-2	331	6410-O-20-24	332	64-208	217	64-419	218	64-528	221	64-781	215
6405-O-4-4	331	6410-O-2-4	332	64-209	217	64-420	218	64-529	221	6500-10	332
6405-O-5-2	331	6410-O-24-12	332	64-210	217	64-421	218	64-530	221	6500-10-8	332
6405-O-5-4	331	6410-O-24-16	332	64-211	217	64-422	218	64-531	221	6500-12	332
6405-O-6-12	331	6410-O-24-20	332	64-250	218	64-430	220	64-532	221	6500-12-10	332
6405-O-6-2	331	6410-O-32-16	332	64-251	218	64-431	220	64-533	221	6500-14	332
6405-O-6-4	331	6410-O-32-20	332	64-252	218	64-432	220	64-534	221	6500-16	332
6405-O-6-6	331	6410-O-32-24	332	64-253	218	64-433	220	64-535	221	6500-20	332
6405-O-6-8	331	6410-O-4-5	332	64-254	218	64-434	220	64-537	221	6500-24	332
6405-O-8-12	331	6410-O-4-6	332	64-255	218	64-435	220	64-538	221	6500-32	332
6405-O-8-4	331	6410-O-6-4	332	64-256	218	64-436	220	64-539	221	6500-4	332
6405-O-8-6	331	6410-O-6-8	332	64-257	218	64-437	220	64-540	221	6500-5	332
6405-O-8-8	331	6410-O-8-10	332	64-258	218	64-438	220	64-541	221	6500-6	332
640600	132	6410-O-8-12	332	64-259	218	64-439	220	64-542	221	6500-8	332
640800	132	6410-O-8-4	332	64-260	218	64-440	220	64-543	221	6500-8-6	332
6408-H-O-10	331	6410-O-8-6	332	64-261	218	64-441	220	64-545	221	6501-10-8	332
6408-H-O-12	331	64-110	216	64-262	218	64-442	220	64-546	221	6501-12-12	332
6408-H-O-14	331	64-112	216	64-268	219	64-443	220	64-547	221	6501-14-12	332
6408-H-O-16	331	64-114	216	64-269	219	64-444	220	64-549	221	6501-16-16	332
6408-H-O-2	331	641200	132	64-273	219	64-445	220	64-550	221	6501-20-20	332
6408-H-O-20	331	64-121	216	64-276	219	64-446	220	64-551	221	6501-24-24	332
6408-H-O-24	331	64-122	216	64-279	219	64-447	220	64-553	221	6501-32-32	332
6408-H-O-3	331	64-123	216	64-280	218	64-448	220	64-600	222	6501-4-2	332
6408-H-O-32	331	64-124	216	64-282	219	64-449	220	64-601	222	6501-4-4	332
6408-H-O-4	331	64-126	216	64-283	219	64-450	220	64-602	222	6501-6-4	332
6408-H-O-5	331	64-127	216	64-286	219	64-451	220	64-603	222	6501-6-6	332
6408-H-O-6	331	64-130	216	64-287	219	64-452	220	64-604	222	6501-8-6	332
6408-H-O-8	331	64-131	216	64-288	219	64-453	220	64-605	222	6501-8-8	332
6408-O-10	331	64-133	216	64-289	218	64-454	220	64-606	222	6502-10	333
6408-O-12	331	64-134	216	64-291	219	64-456	220	64-607	222	6502-12	333
6408-O-14	331	64-136	216	64-298	219	64-457	220	64-608	222	6502-14	333
6408-O-16	331	64-137	216	64-299	218	64-458	220	64-609	222	6502-16	333
6408-O-2	331	64-138	216	64-300	218	64-459	220	64-610	222	6502-20	333
6408-O-20	331	64-139	216	64-301	219	64-460	220	64-611	222	6502-24	333
6408-O-24	331	64-140	216	64-303	219	64-461	220	64-653	222	6502-32	333
6408-O-3	331	64-141	216	64-306	219	64-462	220	64-654	222	6502-4	333
6408-O-32	331	64-142	216	64-316	219	64-463	220	64-655	222	6502-5	333

Part#	Page	Part#	Page	Part#	Page	Part#	Page	Part#	Page	Part#	Page
6502-6	333	65-130	216	65-280	218	65-444	220	65-543	221	6600-5-5	334
6502-8	333	65-131	216	65-282	219	65-445	220	65-545	221	66006	296
6503-10-8	333	65-133	216	65-283	219	65-446	220	65-546	221	6600-6-6	334
6503-12-12	333	65-134	216	65-286	219	65-447	220	65-547	221	66007	296
6503-6-4	333	65-136	216	65-287	219	65-448	220	65-549	221	66008	296
6503-6-6	333	65-137	216	65-288	219	65-449	220	65-550	221	6600-8-8	334
6503-8-6	333	65-138	216	65-289	218	65-450	220	65-551	221	66009	296
6503-8-8	333	65-139	216	65-291	219	65-451	220	65-553	221	66010	296
650400	132	65-140	216	65-292	219	65-452	220	65-600	222	66011	296
6504-10-10	333	65-141	216	65-296	219	65-453	220	65-601	222	66012	296
6504-12-12	333	65-142	216	65-298	219	65-454	220	65-602	222	66013	296
6504-16-16	333	65-145	216	65-299	218	65-456	220	65-603	222	6602-10	334
6504-20-20	333	65-146	216	65-300	218	65-457	220	65-604	222	6602-12	334
6504-24-24	333	65-148	216	65-301	219	65-458	220	65-605	222	6602-14	334
6504-32-32	333	65-151	216	65-303	219	65-459	220	65-606	222	6602-16	334
6504-4-4	333	65-152	216	65-306	219	65-460	220	65-607	222	6602-20	334
6504-6-6	333	65-153	216	65-309	219	65-461	220	65-608	222	6602-24	334
6504-8-8	333	65-154	216	65-316	219	65-462	220	65-609	222	6602-32	334
6505-10-12	333	65-160	217	65-317	218	65-463	220	65-610	222	6602-4	334
6505-10-8	333	65-161	217	65-318	219	65-464	220	65-611	222	6602-5	334
6505-12-12	333	65-162	217	65-319	218	65-465	220	65-653	222	6602-6	334
6505-12-8	333	65-163	217	65-322	219	65-471	223	65-654	222	6602-8	334
6505-16-12	333	65-164	217	65-327	219	65-472	223	65-655	222	660402	133
6505-16-16	333	65-165	217	65-328	219	65-473	223	65-656	222	660404	133
6505-20-20	333	65-166	217	65-330	219	65-474	223	65-657	222	660602	133
6505-24-24	333	65-167	217	65-334	219	65-475	223	65-658	222	660604	133
6505-32-32	333	65-168	217	65-336	219	65-476	223	65-659	222	660606	133
6505-4-2	333	65-169	217	65-343	219	65-477	223	65-660	222	660804	133
6505-4-4	333	65-170	217	65-351	219	65-478	223	65-661	222	660806	133
6505-5-4	333	65-171	217	65-363	220	65-479	223	65-692	223	660808	133
6505-6-4	333	65-180	217	65-364	220	65-480	223	65-693	223	66-470	224
6505-6-6	333	65-181	217	65-383	220	65-481	223	65-694	223	66-471	224
6505-8-6	333	65-182	217	65-384	220	65-482	223	65-695	223	66-472	224
6505-8-8	333	65-183	217	65-385	220	65-486	220	65-696	223	66-473	224
650600	132	65-184	217	65-386	220	65-491	220	65-697	223	66-474	224
6506-10-12	333	65-185	217	65-390	222	65-503	221	65-733	218	66-475	224
6506-10-6	333	65-186	217	65-391	222	65-505	221	65-770	215	66-476	224
6506-10-8	333	65-187	217	65-392	222	65-506	221	65-771	215	66-477	224
6506-12-12	333	65-188	217	65-393	222	65-507	221	65-771H	215	66-478	224
6506-12-8	333	65-189	217	65-394	222	65-508	221	65-772	215	66-500	224
6506-14-12	333	65-190	217	65-395	222	65-509	221	65-772H	215	66-501	224
6506-16-16	333	65-191	217	65-396	222	65-510	221	65-773	215	66-502	224
6506-20-20	333	65-192	217	65-397	222	65-511	221	65-773H	215	66-503	224
6506-24-24	333	65-200	217	65-398	222	65-512	221	65-774	215	66-504	224
6506-32-32	333	65-201	217	65-399	222	65-513	221	65-774H	215	66-505	224
6506-4-2	333	65-202	217	65-400	222	65-514	221	65-775	215	66-506	224
6506-4-4	333	65-203	217	65-410	218	65-515	221	65-775H	215	66-507	224
6506-6-4	333	65-204	217	65-411	218	65-516	221	65-776	215	66-508	224
6506-6-6	333	65-205	217	65-412	218	65-517	221	65-776H	215	66-509	224
6506-6-8	333	65-206	217	65-413	218	65-518	221	65-777	215	66-510	224
6506-8-12	333	65-207	217	65-414	218	65-519	221	65-777H	215	66-511	224
6506-8-6	333	65-208	217	65-415	218	65-520	221	65-778	215	66-512	224
6506-8-8	333	65-209	217	65-416	218	65-521	221	65-778H	215	66-513	224
650800	132	65-210	217	65-417	218	65-522	221	65-779	215	66-630	225
65-100	216	65-211	217	65-418	218	65-523	221	65-779H	215	66-631	225
65-101	216	65-250	218	65-419	218	65-524	221	65-780	215	66-632	225
65-102	216	65-251	218	65-420	218	65-525	221	65-780H	215	66-633	225
65-103	216	65-252	218	65-421	218	65-527	221	65-781	215	66-634	225
65-104	216	65-253	218	65-422	218	65-528	221	65-781H	215	66-635	225
65-105	216	65-254	218	65-430	220	65-529	221	66000	296	66-636	225
65-106	216	65-255	218	65-431	220	65-530	221	66001	296	66-637	225
65-107	216	65-256	218	65-432	220	65-531	221	6600-10	334	66-638	225
65-108	216	65-257	218	65-433	220	65-532	221	6600-12	334	66-653	224
65-109	216	65-258	218	65-434	220	655320	132	6600-14	334	66-654	224
65-110	216	65-259	218	65-435	220	65-533	221	6600-16	334	66-655	224
65-112	216	65-260	218	65-436	220	65-534	221	66002	296	66-656	224
65-114	216	65-261	218	65-437	220	65-535	221	6600-20	334	66-657	224
65-121	216	65-262	218	65-438	220	65-537	221	6600-24	334	66-658	224
65-122	216	65-268	219	65-439	220	65-538	221	66003	296	66-670	224
65-123	216	65-269	219	65-440	220	65-539	221	6600-32	334	66-671	224
65-124	216	65-273	219	65-441	220	65-540	221	66004	296	66-672	224
65-126	216	65-276	219	65-442	220	65-541	221	6600-4-4	334	66-700	225
65-127	216	65-279	219	65-443	220	65-542	221	66005	296	66-701	225



Part#	Page	Part#	Page	Part#	Page	Part#	Page	Part#	Page	Part#	Page
6901-NWO-16-20	339	691208	134	7002-6-8	351	7045-8-16	353	71-101	213	7200-6-6	350
6901-NWO-20-12	339	691208S	134	7002-8-12	351	7045-8-18	353	71-102	213	7200-6-8	350
6901-NWO-20-16	339	691212	134	7002-8-6	351	7045-8-22	353	71-103	213	72-007	229
6901-NWO-20-20	339	691212S	134	7002-8-8	351	71-001	213	71-104	213	72-008	229
6901-NWO-24-24	339	69-161	231	700402	135	71-002	213	71-105	213	7200-8-6	350
6901-NWO-32-32	339	69-162	231	700404	135	71-003	213	71-106	213	7200-8-8	350
6901-NWO-4-2	339	69-163	231	700406	135	71-004	213	71-107	213	72-009	229
6901-NWO-4-4	339	69-164	231	7005-10-18	352	71-005	213	71-108	213	72-010	229
6901-NWO-4-6	339	69-165	231	7005-10-20	352	71-006	213	71-109	213	72-011	229
6901-NWO-6-4	339	69-166	231	7005-10-22	352	71-007	213	71-120	214	72-020	229
6901-NWO-6-6	339	69-167	231	7005-12-22	352	71-008	213	71-121	214	72-021	229
6901-NWO-6-8	339	69-168	231	7005-12-27	352	71-009	213	71-122	214	72-022	229
6901-NWO-8-12	339	69-411	231	7005-14-26	352	71-010	213	71-123	214	72-023	229
6901-NWO-8-4	339	69-412	231	7005-16-27	352	71-011	213	71-124	214	72-024	229
6901-NWO-8-6	339	69-413	231	7005-16-33	352	71-020	213	71-125	214	72-025	229
6901-NWO-8-8	339	69-414	231	7005-20-42	352	71-021	213	71-126	214	72-026	229
6902-NWO-10-12	340	69-415	231	7005-24-48	352	71-022	213	71-127	214	72-027	229
6902-NWO-10-6	340	69-416	231	7005-4-10	352	71-023	213	71-128	214	72-028	229
6902-NWO-10-8	340	69-417	231	7005-4-12	352	71-024	213	71-129	214	72-029	229
6902-NWO-12-12	340	69-418	231	7005-4-14	352	71-025	213	71-140	214	7202-NWO-10-8	351
6902-NWO-12-16	340	69-432	231	7005-4-18	352	71-026	213	71-141	214	7202-NWO-12-12	351
6902-NWO-12-8	340	69-434	231	7005-5-10	352	71-027	213	71-142	214	7202-NWO-12-16	351
6902-NWO-16-12	340	69-435	231	7005-5-12	352	71-028	213	71-143	214	7202-NWO-16-16	351
6902-NWO-16-16	340	69-438	231	7005-5-14	352	71-029	213	71-144	214	7202-NWO-20-20	351
6902-NWO-20-20	340	69-441	231	7005-6-14	352	71-030	213	71-145	214	7202-NWO-24-24	351
6902-NWO-24-24	340	69-442	231	7005-6-16	352	71-040	213	71-146	214	7202-NWO-4-2	351
6902-NWO-4-2	340	69-471	231	7005-6-18	352	710402	135	71-147	214	7202-NWO-4-4	351
6902-NWO-4-4	340	69-472	231	7005-8-16	352	710402S	136	71-148	214	7202-NWO-6-4	351
6902-NWO-4-6	340	69-473	231	7005-8-18	352	710404	135	71-149	214	7202-NWO-6-6	351
6902-NWO-6-4	340	69-474	231	7005-8-22	352	710404S	136	71-160	214	7202-NWO-6-8	351
6902-NWO-6-6	340	69-475	231	700602	135	71-041	213	71-161	214	7202-NWO-8-12	351
6902-NWO-6-8	340	69-476	231	700604	135	71-042	213	71-162	214	7202-NWO-8-6	351
6902-NWO-8-12	340	69-477	231	700606	135	71-043	213	71-163	214	7202-NWO-8-8	351
6902-NWO-8-4	340	69-478	231	700804	135	71-044	213	71-164	214	72-030	229
6902-NWO-8-6	340	695302	134	700804	135	71-045	213	71-165	214	720302	136
6902-NWO-8-8	340	695302	134	700806	135	71-046	213	71-166	214	720302	136
690302	134	695322	134	700806	135	71-047	213	71-167	214	72-040	229
690402	134	695322	134	700808	135	71-048	213	71-168	214	720402	136
690402S	134	69-600	231	7022-10-8	352	71-049	213	71-180	214	720402S	137
690404	134	69-601	231	7022-12-12	352	71-050	213	71-181	214	720404	136
690404S	134	69-602	231	7022-16-16	352	71-060	213	71-182	214	720404S	137
690406	134	69-603	231	7022-4-2	352	710604	135	71-183	214	72-041	229
690406S	134	69-604	231	7022-4-4	352	710604S	136	71-184	214	72-042	229
690602	134	69-605	231	7022-6-4	352	710606	135	71-185	214	72-043	229
690602S	134	69-606	231	7022-6-6	352	710606S	136	71-186	214	72-044	229
690604	134	69-607	231	7022-8-6	352	710608	135	71-187	214	72-045	229
690604S	134	69-608	231	7022-8-8	352	71-061	213	71-200	214	72-046	229
690606	134	7000-10-12	350	7025-10-22	353	71-062	213	71-201	214	72-047	229
690606S	134	7000-10-8	350	7025-12-27	353	71-063	213	71-202	214	72-048	229
690608	134	7000-12-12	350	7025-16-33	353	71-064	213	71-203	214	72-049	229
690608S	134	7000-12-8	350	7025-4-10	353	71-065	213	71-204	214	72-050	229
690804	134	7000-16-16	350	7025-4-12	353	71-066	213	71-205	214	7205-NWO-10-18	353
690804S	134	7000-20-20	350	7025-5-12	353	71-067	213	71-206	214	7205-NWO-10-20	353
690806	134	7000-4-2	350	7025-6-14	353	71-068	213	71-207	214	7205-NWO-10-22	353
690806S	134	7000-4-4	350	7025-6-16	353	71-069	213	71-220	214	7205-NWO-12-22	353
690808	134	7000-6-4	350	7025-8-16	353	71-070	213	71-223	214	7205-NWO-12-27	353
690808S	134	7000-6-6	350	7042-12-12	352	71-080	213	71-224	214	7205-NWO-16-27	353
691006	134	7000-6-8	350	7042-16-16	352	710804S	136	71-225	214	7205-NWO-16-33	353
691006S	134	7000-8-12	350	7042-20-20	352	710804S	136	71-226	214	7205-NWO-20-42	353
691008	134	7000-8-6	350	7042-2-2	352	710806	135	71-227	214	7205-NWO-4-10	353
691008S	134	7000-8-8	350	7042-24-24	352	710806S	136	72-001	229	7205-NWO-4-12	353
69-101	231	7002-10-8	351	7042-4-2	352	710808S	136	7200-10-8	350	7205-NWO-4-14	353
69-102	231	7002-12-12	351	7042-4-4	352	71-081	213	7200-12-12	350	7205-NWO-5-10	353
69-103	231	7002-12-16	351	7042-6-6	352	71-082	213	7200-16-16	350	7205NWO-5-12	353
69-104	231	7002-16-16	351	7042-8-8	352	71-083	213	72-002	229	7205-NWO-5-14	353
69-105	231	7002-20-20	351	7045-12-27	353	71-084	213	7200-20-20	350	7205-NWO-6-14	353
69-106	231	7002-24-24	351	7045-16-33	353	71-085	213	72-003	229	7205-NWO-6-16	353
69-107	231	7002-4-2	351	7045-20-42	353	71-086	213	72-004	229	7205-NWO-8-16	353
69-108	231	7002-4-4	351	7045-2-10	353	71-087	213	7200-4-2	350	7205-NWO-8-18	353
6911-NWO-12-12	339	7002-4-6	351	7045-4-12	353	71-088	213	7200-4-4	350	7205-NWO-8-22	353
6911-NWO-4-4	339	7002-4-8	351	7045-4-14	353	71-089	213	72-005	229	72-060	229
6911-NWO-6-6	339	7002-6-4	351	7045-6-16	353	71-090	213	72-006	229	720602S	137
6911-NWO-8-8	339	7002-6-6	351	7045-6-18	353	71-100	213	7200-6-4	350	720604	136



Part#	Page	Part#	Page	Part#	Page	Part#	Page	Part#	Page
720604S	137	72-184	230	73-200B	272	73-951	26	77-102	234
720606	136	72-185	230	73-200M1	273	73-951	206	77-103	234
720606S	137	72-186	230	73-200N5	272	73-952	26	77-104	234
72-061	229	72-187	230	73-200U	272	73-952	206	77-105	234
72-062	229	72-200	230	73-201B	272	73-953	26	77-107	234
72-063	229	72-201	230	73-201G	272	73-953	206	77-108	234
72-064	229	72-202	230	73-201M1	273	73-954	26	77-109	234
72-065	229	72-203	230	73-201M2	273	73-954	206	77-110	234
72-066	229	72-204	230	73-201U	272	73-955	26	77-111	234
72-067	229	72-205	230	73-202B	272	73-955	206	77-112	234
72-068	229	72-206	230	73-202M1	273	73-956	26	77-113	234
72-069	229	72-207	230	73-202M2	273	73-956	206	77-114	234
72-070	229	72-220	230	73-202U	272	73-957	26	77-116	234
72-080	229	72-223	230	73-203B	272	73-957	206	77-117	234
720804	136	72-224	230	73-203B5	272	73-958	26	77-118	234
720804S	137	72-225	230	73-203G	272	73-958	206	77-119	234
720806	136	72-226	230	73-203G1	272	73-959	26	77-120	234
720806S	137	72-227	230	73-203G5	272	73-959	206	77-124	234
720808	136	7240-10	351	73-203M1	273	73-960	26	77-125	234
720808S	137	7240-12	351	73-203M2	273	73-960	206	77-126	234
72-081	229	7240-16	351	73-203N1	272	73-961	206	77-127	234
72-082	229	7240-4	351	73-203N5	272	73-970	26	77-128	234
72-083	229	7240-6	351	73-203O	273	73-970	206	77-129	234
72-084	229	7240-8	351	73-203R	272	73-971	26	77-130	234
72-085	229	73-003	297	73-203R1	272	73-971	206	77-131	234
72-086	229	73-004	297	73-203R5	272	73-972	26	77-132	234
72-087	229	73-005	297	73-203U	272	73-972	206	77-134	234
72-088	229	73-006	297	73-203U1	272	73-973	26	77-139	234
72-089	229	73-007	297	73-203U5	272	73-973	206	77-140	234
72-090	229	73-008	297	73-203W	272	73-974	26	77-141	234
72-100	229	73-009	297	73-203Y	273	73-974	206	77-142	234
72-101	229	73-010	297	73-204B	272	73-975	26	77-143	234
72-102	229	73-011	297	73-204G	272	73-975	206	77-144	234
72-103	229	73-023	297	73-204N1	272	73-976	26	77-145	234
72-104	229	73-024	297	73-204N5	272	73-976	206	77-152	234
72-105	229	73-025	297	73-204U	272	73-977	26	77-153	234
72-106	229	73-026	297	73-205B	272	73-977	206	77-154	234
72-107	229	73-027	297	73-205B5	272	73-979	26	77-155	234
72-108	229	73-028	297	73-205G	272	73-979	206	77-156	234
72-109	229	73-029	297	73-205R	272	73-980	26	77-157	234
72-120	230	73-030	297	73-205U	272	73-980	206	77-161	235
72-121	230	73-031	297	73-205Y	273	73-981	26	77-162	235
72-122	230	73-033	297	73-206A	273	73-981	206	77-163	235
72-123	230	73-035	297	73-206B	272	73-982	26	77-164	235
72-124	230	73-036	297	73-206B1	272	73-982	206	77-165	235
72-125	230	73-037	297	73-206B5	272	7420-10-8	350	77-166	235
72-126	230	73-038	297	73-206G	272	7420-12-12	350	77-167	235
72-127	230	73-039	297	73-206N1	272	7420-12-8	350	77-168	235
72-128	230	73-040	297	73-206N5	272	7420-16-12	350	77-169	235
72-129	230	73-041	297	73-206R	272	7420-16-16	350	77-170	235
72-140	230	73-043	297	73-206U	272	7420-20-16	350	77-171	235
72-141	230	73-044	297	73-206U5	272	7420-20-20	350	77-177	235
72-142	230	73-045	297	73-206W	272	7420-2-2	350	77-178	235
72-143	230	73-046	297	73-206Y	273	7420-4-2	350	77-179	235
72-144	230	73-047	297	73-207B	272	7420-6-4	350	77-180	235
72-145	230	73-048	297	73-207B5	272	7420-6-6	350	77-181	235
72-146	230	73-049	297	73-207G	272	7420-8-6	350	77-182	235
72-147	230	73-050	297	73-207N5	272	7420-8-8	350	77-183	235
72-148	230	73-051	297	73-207U	272	7425-10	351	77-184	235
72-149	230	73-056	297	73-207W	272	7425-12	351	77-185	235
72-160	230	73-057	297	73-208B	272	7425-16	351	77-201	235
72-161	230	73-058	297	73-230B	273	7425-2	351	77-202	235
72-162	230	73-059	297	73-230B1	273	7425-4	351	77-203	235
72-163	230	73-060	297	73-231B	273	7425-8	351	77-204	235
72-164	230	73-063	297	73-232B	273	7520-10-10	350	77-205	235
72-165	230	73-064	297	73-232N5	273	7520-12-12	350	77-206	235
72-166	230	73-065	297	73-233B	273	7520-2-2	350	77-207	235
72-167	230	73-066	297	73-234B	273	7520-4-4	350	77-208	235
72-168	230	73-067	297	73-238B	273	7520-6-6	350	77-209	235
72-180	230	73-068	297	73-343B	274	7520-8-8	350	77-210	235
72-181	230	73-069	297	73-343G	274	75C100B	371	77-211	235
72-182	230	73-070	297	73-343U	274	77-100	234	77-212	235
72-183	230	73-071	297	73-343Y	274	77-101	234	77-214	235
								77-219	235
								77-220	235
								77-222	235
								77-223	235
								77-224	235
								77-225	235
								77-226	235
								77-227	235
								77-238	236
								77-240	236
								77-241	236
								77-242	236
								77-244	236
								77-247	236
								77-252	236
								77-253	236
								77-255	236
								77-256	236
								77-258	236
								77-262	236
								77-263	236
								77-264	236
								77-265	236
								77-267	236
								77-268	236
								77-269	236
								77-270	236
								77-271	236
								77-272	236
								77-273	236
								77-274	236
								77-275	236
								77-276	236
								77-277	236
								77-280	236
								77-284	236
								77-291	236
								77-292	236
								77-294	236
								77-295	236
								77-296	236
								77-297	236
								77-298	236
								77-299	236
								77-300	236
								77-303	237
								77-306	237
								77-307	237
								77-309	237
								77-312	237
								77-314	237
								77-318	237
								77-320	237
								77-322	237
								77-331	237
								77-332	237
								77-333	237
								77-335	237
								77-337	237
								77-338	238
								77-339	238
								77-340	238
								77-341	238
								77-343	238
								77-345	238
								77-346	238
								77-347	238
								77-349	238
								77-351	238
								77-352	236
								77-354	236
								77-355	236
								77-356	236

Part#	Page	Part#	Page	Part#	Page	Part#	Page	Part#	Page	Part#	Page
77-357	236	77-488	239	80-069	293	819-012	243	830-184S	259	840-150	260
77-358	236	77-489	239	80-080	293	819-015	243	830-185	259	840-175	260
77-359	236	77-490	239	80-100	293	819-020	243	830-185S	259	840-188	260
77-360	236	77-492	239	801-002	243	819-030	243	830-188	259	840-200	260
77-361	236	77-493	239	801-003	243	819-040	243	830-188S	259	840-225	260
77-362	236	77-496	239	801-005	243	820400	137	830-189	259	840-238	260
77-363	236	77-498	239	801-007	243	820600	137	830-189S	259	840-250	260
77-364	236	77-499	239	80-101	293	820800	137	830-190	259	840-256	260
77-365	236	77-500	239	801-010	243	821000	137	830-190S	259	840-263	260
77-370	236	77-501	239	801-012	243	829-002	244	830-192	259	840-275	260
77-382	237	77-502	239	801-015	243	829-003	244	830-192S	259	840-288	260
77-383	237	77-504	239	80-102	293	829-005	244	830-193	259	840-300	260
77-385	237	77-506	239	801-020	243	829-007	244	830-193S	259	840-312	260
77-387	237	77-507	239	801-025	243	829-010	244	830-194	259	840-325	260
77-389	237	77-508	239	80-103	293	829-012	244	830-194S	259	840-350	260
77-391	237	77-509	239	801-030	243	829-015	244	830-195	259	840-375	260
77-392	237	77-510	239	80-104	293	829-020	244	830-195S	259	840-382	260
77-393	237	77-511	239	801-040	243	829-025	244	830-196	259	840-400	260
77-394	237	77-514	239	801-060	243	829-030	244	830-196S	259	840-425	260
77-395	237	77-516	239	80-201	293	829-040	244	830-197	259	840-450	260
77-396	237	77-518	239	80-202	293	829-060	244	830-197S	259	840-475	260
77-397	237	77-519	239	80-463	293	829-101	244	830-198	259	840-500	260
77-398	237	77-521	239	805-002	244	829-130	244	830-198S	259	840-525	260
77-401	237	77-522	239	805-003	244	829-131	244	830-211	244	840-550	260
77-402	238	77-523	239	805-005	244	829-168	244	830-212	244	840-575	260
77-404	238	77-524	239	805-007	244	829-211	244	830-251	244	840-600	260
77-405	238	77-543	239	805-010	244	829-212	244	830-288	259	840-625	260
77-406	238	77-545	239	805-012	244	829-251	244	830-288S	259	840-650	260
77-407	238	77-546	239	805-015	244	829-338	244	83-100	292	840-675	260
77-409	238	77-547	239	805-020	244	829-422	244	83-201	292	840-700	260
77-410	238	77-548	239	805-025	244	829-532	244	83-202	292	840-750	260
77-413	238	77-549	239	805-030	244	830-002	244	83-203	292	840-800	260
77-416	238	77-554	239	805-040	244	830-003	244	83-204	292	840-850	260
77-419	238	77-556	239	806-002	243	830-005	244	83-205	292	840-888	260
77-420	238	77-559	239	806-003	243	830-007	244	83-206	292	847002	246
77-423	238	77-560	239	806-005	243	83-001	292	836002	245	847003	246
77-424	238	77-563	239	806-007	243	830-010	244	836003	245	847005	246
77-426	238	77-585	239	806-010	243	830-012	244	836005	245	847007	246
77-427	238	77-587	239	806-012	243	830-015	244	836007	245	847010	246
77-428	238	77-588	239	806-015	243	83-002	292	836010	245	847012	246
77-429	238	7802-12	351	806-020	243	830-020	244	836012	245	847015	246
77-430	238	7802-16	351	806-025	243	83-003	292	836015	245	847020	246
77-431	238	7802-4	351	806-030	243	830-030	244	836020	245	847025	246
77-432	238	7802-6	351	806-040	243	83-004	292	836025	245	847030	246
77-433	238	7802-8	351	806-060	243	830-040	244	836030	245	847040	246
77-434	238	7825-12	351	808-002	243	83-005	292	836040	245	847060	246
77-435	238	7825-16	351	808-003	243	830-052	244	839041	245	848002	246
77-436	238	7825-2	351	808-005	243	83-006	292	839050	245	848003	246
77-437	238	7825-20	351	808-007	243	830-060	259	839052	245	848005	246
77-452	238	7825-4	351	808-010	243	830-060S	259	839072	245	848007	246
77-453	238	7825-6	351	808-012	243	830-064	259	839073	245	848010	246
77-454	238	7825-8	351	808-015	243	830-064S	259	839099	245	848012	246
77-455	238	80-001	293	808-020	243	830-072	259	839101	245	848015	246
77-456	238	80-002	293	808-025	243	830-072S	259	839130	245	848020	246
77-457	238	80-003	293	808-030	243	830-073	244	839131	245	848025	246
77-458	238	80-004	293	808-040	243	830-080	259	839166	245	848030	246
77-459	238	80-005	293	817-002	243	830-080S	259	839167	245	848040	246
77-460	238	80-006	293	817-003	243	830-096	259	839168	245	849005	245
77-461	238	80-007	293	817-005	243	830-096S	259	839209	245	849007	245
77-462	238	80-031	293	817-007	243	830-101	244	839210	245	849010	245
77-463	238	80-032	293	817-010	243	830-130	244	839211	245	849012	245
77-464	238	80-033	293	817-012	243	830-131	244	839212	245	849015	245
77-465	238	80-034	293	817-015	243	830-132	259	839247	245	849020	245
77-466	238	80-035	293	817-020	243	830-132S	259	839248	245	849025	245
77-467	239	80-036	293	817-025	243	830-152	259	839249	245	849030	245
77-468	239	80-061	293	817-030	243	830-152S	259	839250	245	849040	245
77-470	239	80-062	293	817-040	243	830-167	244	839251	245	850002	246
77-473	239	80-063	293	817-060	243	830-168	244	839338	245	850003	246
77-474	239	80-064	293	819-002	243	830-182	259	839420	245	850005	246
77-481	239	80-065	293	819-003	243	830-182S	259	839422	245	850007	246
77-483	239	80-066	293	819-005	243	830-183	259	840-1088		850010	246
77-485	239	80-067	293	819-007	243	830-183S	259	840-1288		850012	246
77-486	239	80-068	293	819-010	243	830-184	259	840-131	260	850015	246

Part#	Page	Part#	Page	Part#	Page	Part#	Page	Part#	Page	Part#	Page
850020.....	246	897015.....	245	92-010.....	268	940-298.....	183	940-820.....	283	944-432.....	177
850025.....	246	897020.....	245	92-011.....	268	940-299.....	183	940-821.....	283	944-433.....	177
850030.....	246	897025.....	245	92-012.....	268	940-030.....	269	940-822.....	283	944-434.....	177
850040.....	246	897030.....	245	92-013.....	268	94-033.....	269	940-823.....	283	944-435.....	177
8555-H-10.....	353	897040.....	245	92-014.....	268	940-350.....	270	940-824.....	283	948-101.....	166
8555-H-12.....	353	898002.....	245	92-015.....	268	940-352.....	176	940-825.....	283	948-102.....	166
8555-H-14.....	353	898003.....	245	92-016.....	268	940-353.....	176	940-826.....	283	948-103.....	166
8555-H-16.....	353	898005.....	245	92-017.....	268	940-354.....	176	940-827.....	283	948-104.....	166
8555-H-18.....	353	898007.....	245	93-008.....	268	940-355.....	176	940-840.....	283	948-104S.....	173
8555-H-20.....	353	898010.....	245	93-009.....	268	940-356.....	176	940-841.....	283	948-105.....	166
8555-H-22.....	353	898012.....	245	93-010.....	268	940-357.....	176	940-842.....	283	948-106.....	166
8555-H-26.....	353	898015.....	245	93-011.....	268	940-358.....	176	940-843.....	283	948-107.....	166
8555-H-30.....	353	898020.....	245	93-012.....	268	940-359.....	176	940-844.....	283	948-108.....	166
8555-P-10.....	353	898025.....	245	93-013.....	268	94-036.....	269	940-845.....	283	948-131.....	173
8555-P-12.....	353	898030.....	245	93-014.....	268	940-360.....	176	940-846.....	283	948-132.....	173
8555-P-14.....	353	898040.....	245	93-015.....	268	94-038.....	269	940-847.....	283	948-133.....	173
8555-P-16.....	353	899000.....	246	93-016.....	268	94-039.....	269	940-848.....	283	948-134.....	173
8555-P-18.....	353	899001.....	246	93-017.....	268	94-042.....	269	942-142.....	173	948-135.....	173
8555-P-20.....	353	899002.....	246	935-122.....	169	94-043.....	269	942-170.....	173	948-154ST.....	173
8555-P-22.....	353	899003.....	246	935-123.....	169	94-045.....	269	942-171.....	173	948-154STL.....	173
8555-P-26.....	353	899004.....	246	935-124.....	169	94-046.....	269	942-208 3,5.....	164	948-155STL.....	173
8555-P-30.....	353	899005.....	246	935-129.....	169	940-461.....	172	942-209 3,5.....	164	948-170.....	166
860402.....	137	899006.....	246	935-130.....	169	940-462.....	172	942-210 3,5.....	164	948-171.....	166
860404.....	137	899007.....	246	940-121.....	172	940-464.....	172	943200.....	164	948-172.....	166
860604.....	137	899008.....	246	940-122.....	172	940-465.....	172	943-200 3,5.....	164	948-173.....	166
860606.....	137	899050.....	246	940-123.....	172	94-047.....	269	943201.....	164	948-174.....	166
860808.....	137	899051.....	246	940-130.....	174	94-048.....	269	943-201 3,5.....	164	948-175.....	166
88-024.....	268	899052.....	246	940-131.....	174	94-051.....	269	943202.....	164	948-176.....	166
88-028.....	268	899053.....	246	940-132.....	174	94-052.....	269	943-202.....	164	948-177.....	166
88-032.....	268	899054.....	246	940-133.....	174	940-521.....	175	943203.....	164	949101.....	179
88-038.....	268	899055.....	246	940-134.....	174	940-521S.....	175	943-203.....	164	949-101.....	179
88-044.....	268	899056.....	246	940-135.....	174	940-522.....	175	943204.....	164	949102.....	179
88-050.....	268	899057.....	246	940-136.....	174	940-522S.....	175	943-204.....	164	949-102.....	179
88-056.....	268	899058.....	246	940-137.....	174	940-523.....	175	943205.....	164	949103.....	179
88-065.....	268	90-014.....	269	940-138.....	174	940-523S.....	175	943-205.....	164	949-103.....	179
88-075.....	268	90-017.....	269	940-139.....	174	940-524.....	175	943206.....	164	949104.....	179
88-085.....	268	90-020.....	269	940-140.....	174	940-524S.....	175	943-206.....	164	949-104.....	179
88-095.....	268	90-024.....	269	940-171.....	163	940-525.....	175	943207.....	164	949105.....	179
88-112.....	268	90-028.....	269	940-172.....	163	940-525S.....	175	943-207.....	164	949-105.....	179
88-138.....	268	90-032.....	269	940-173.....	163	940-526.....	175	943208.....	164	949106.....	179
88-165.....	268	90-038.....	269	940-174.....	163	940-526S.....	175	943209.....	164	949-106.....	179
88-180.....	268	90-044.....	269	940-175.....	163	940-527.....	175	943210.....	164	949107.....	179
88-205.....	268	90-050.....	269	940-176.....	163	940-527S.....	175	943-212.....	169	949-107.....	179
88-231.....	268	90-056.....	269	940-177.....	163	940-528.....	175	943-213.....	169	949108.....	179
88-256.....	268	90-065.....	269	940-178.....	163	940-528S.....	175	943-220.....	165	949-108.....	179
88-282.....	268	90-075.....	269	940-179.....	163	940-529.....	175	943-221.....	165	949-121.....	178
88-307.....	268	90-085.....	269	940-180.....	163	940-529S.....	175	943-222.....	165	949-122.....	178
89-024.....	268	90-095.....	269	940-181.....	163	940-530.....	175	943-223.....	165	949-123.....	178
89-028.....	268	90-112.....	269	940-212.....	167	940-530S.....	175	943-224.....	165	949-124.....	178
89-032.....	268	90-138.....	269	940-213.....	167	94-054.....	269	943-225.....	165	949-125.....	178
89-038.....	268	90-165.....	269	940-214.....	167	94-055.....	269	943-226.....	165	949-126.....	178
89-044.....	268	90-180.....	269	940-215.....	167	94-056.....	269	943-227.....	165	949-127.....	178
89-050.....	268	90-205.....	269	940-216.....	167	94-058.....	269	944-100.....	171	949-128.....	178
89-056.....	268	90-231.....	269	940-217.....	167	94-061.....	269	944-101.....	171	949161.....	181
89-065.....	268	90-256.....	269	940-241.....	168	94-064.....	269	944-102.....	171	949-161.....	181
89-075.....	268	90-282.....	269	940-242.....	168	94-071.....	269	944-106.....	171	949162.....	181
89-085.....	268	90-307.....	269	940-243.....	168	94-074.....	269	944-108.....	171	949-162.....	181
89-095.....	268	91-015.....	268	940-244.....	168	940-800.....	282	944-111.....	171	949163.....	181
89-112.....	268	91-017.....	268	940-245.....	168	940-801.....	282	944-112.....	171	949-163.....	181
89-138.....	268	91-022.....	268	940-246.....	168	940-803.....	282	944-116.....	171	949164.....	181
89-165.....	268	91-025.....	268	940-246.....	168	940-804.....	282	944-118.....	171	949-164.....	181
89-180.....	268	91-028.....	268	940-250.....	270	940-805.....	282	944-121.....	171	949165.....	181
89-205.....	268	91-032.....	268	940-284.....	183	940-806.....	282	944-126.....	171	949-165.....	181
89-231.....	268	91-040.....	268	940-285.....	183	940-810.....	282	944-128.....	171	949166.....	181
89-256.....	268	91-045.....	268	940-286.....	183	940-811.....	282	944-134.....	171	949-166.....	181
89-282.....	268	91-051.....	268	940-287.....	183	940-812.....	282	944-135.....	171	949167.....	181
89-307.....	268	91-056.....	268	940-288.....	183	940-813.....	282	944-136.....	171	949-167.....	181
897002.....	245	91-065.....	268	940-289.....	183	940-814.....	282	944-138.....	171	949168.....	181
897003.....	245	91-075.....	268	940-291.....	183	940-814.....	282	944-142.....	171	949-168.....	181
897005.....	245	91-085.....	268	940-292.....	183	940-815.....	282	944-428.....	177	949-181.....	180
897007.....	245	91-085.....	268	940-294.....	183	940-816.....	283	944-429.....	177	949-182.....	180
897010.....	245	91-707.....	272	940-295.....	183	940-817.....	283	944-430.....	177	949-183.....	180
897012.....	245	92-008.....	268	940-296.....	183	940-818.....	283	944-431.....	177	949-184.....	180
		92-009.....	268	940-297.....	183	940-819.....	283				

Part#	Page	Part#	Page	Part#	Page	Part#	Page	Part#	Page	Part#	Page
949-185	180	97-035	269	973-238	273	973-953	26	98-936	279	99-263	25
949-430	182	97-039	269	973-239	273	973-953	206	98-937	279	99-264	25
949-431	182	97-043	269	973-252	274	973-954	26	98-938	279	99-265	25
949-432	182	97-047	269	973-253	274	973-954	206	98-939	279	99-266	25
9508-12	350	97-051	269	973-255	274	973-955	26	98-940	279	99-267	25
9508-16	350	97-055	269	973-262	274	973-955	206	98-941	279	99-268	25
9508-2	350	97-059	269	973-323	273	973-956	26	98-942	279	99-269	25
9508-4	350	97-063	269	973-324	273	973-956	206	98-943	279	99-270	25
9508-6	350	97-067	269	973-325	273	973-957	26	98-944	279	99-271	25
9508-8	350	97-073	269	973-326	273	973-957	206	98-945	279	99-272	25
9522-H-12	352	97-079	269	973-327	273	973-958	26	98-946	279	99-273	25
9522-H-16	352	97-085	269	973-328	273	973-958	206	98-947	279	99-274	25
9522-H-2	352	97-091	269	973-329	273	973-959	26	98-948	279	99-275	25
9522-H-20	352	97-097	269	973-332	273	973-959	206	98-949	279	99-277	25
9522-H-4	352	97-103	269	973-333	273	973-965	300	98-950	279	99-278	25
9522-H-6	352	97-112	269	973-334	273	973-966	300	98-951	279	ANV-12-F	280
9522-H-8	352	97-121	269	973-340	274	973-967	300	98-952	279	ANV-12-F	358
9522-P-12	352	97-130	269	973-341	274	973-975	300	98-953	279	ANV-12-M	280
9522-P-16	352	97-139	269	973-342	274	973-976	300	98-954	279	ANV-12-M	358
9522-P-2	352	97-148	269	973-343	274	973-977	300	98-955	279	ANV-14-F	280
9522-P-20	352	97-161	269	973-345	274	973-978	300	98-956	279	ANV-14-F	358
9522-P-4	352	97-174	269	973-346	274	973-979	300	98-957	279	ANV-14-M	280
9522-P-6	352	97-187	269	973-350	274	973-980	300	98-958	279	ANV-14-M	358
9522-P-8	352	97-200	269	973-352	274	973-981	300	98-959	279	ANV-1-F	280
95-300	269	97-213	269	973-353	274	973-982	300	98-960	279	ANV-1-F	358
95-301	269	972-171	274	973-850	300	973-990	26	98-961	279	ANV-1-M	280
95-302	269	972-172	274	973-851	300	973-990	206	98-962	279	ANV-1-M	358
95-303	269	972-173	274	973-852	300	973-991	26	98-963	279	ANV-34-F	280
95-304	269	972-180	274	973-853	300	973-991	206	98-964	279	ANV-34-F	358
95-305	269	972-181	274	973-854	300	974-264	300	98-965	279	ANV-34-M	280
95-306	269	972-182	274	973-855	300	974-265	300	98-966	279	ANV-34-M	358
95-307	269	972-183	274	973-856	300	974-266	300	98-967	279	ANV-38-F	280
95-308	269	972-184	274	973-857	300	974-267	300	98-968	279	ANV-38-F	358
95-309	269	972-185	274	973-858	300	982-107	294	98-969	279	ANV-38-M	280
95-310	269	972-186	274	973-870	300	982-108	294	98-970	279	ANV-38-M	358
95-311	269	972-187	274	973-871	300	982-109	294	98-971	279	B07	290
95-312	269	972-190	274	973-872	300	982-110	294	98-972	279	B280	291
95-313	269	972-191	274	973-873	300	98-801	276	98-973	279	B380	291
95-314	269	972-192	274	973-874	300	98-802	276	98-974	279	B480	291
95-315	269	972-193	274	973-875	300	98-810	276	98-975	279	B72G	289
95-316	269	972-194	274	973-876	300	98-811	276	98-976	279	B73G	289
95-317	269	972-195	274	973-877	300	98-812	276	98-977	279	B74G	289
95-318	269	97-226	269	973-878	300	98-814	276	98-978	279	BG280	291
95-319	269	97-239	269	973-890	300	98-815	276	98-979	279	BG380	291
95-320	269	97-252	269	973-891	300	98-823	276	98-980	279	BG480	291
95-321	269	973-200	272	973-892	300	98-824	276	98-981	279	BGA280	291
95-322	269	973-201	272	973-893	300	98-825	276	98-982	279	BGA380	291
95-323	269	973-202	272	973-894	300	98-828	276	98-983	279	BGA480	291
95-324	269	973-203	272	973-895	300	98-828	276	98-984	279	C-2	267
95-325	269	973-204	272	973-900	300	98-830	276	98-985	279	CG-3750	267
95-326	269	973-205	272	973-901	300	98-840	276	98-986	279	CG-5000	267
95-327	269	973-206	272	973-902	300	98-841	276	990-128	294	CG-6250	267
95-328	269	973-207	272	973-903	300	98-842	276	990-143	294	CG-7500	267
95-329	269	973-208	272	973-904	300	98-915	279	990-157	294	CS-3751	267
95-330	269	973-209	272	973-905	300	98-916	279	990-540	294	CS-5001	267
95-331	269	973-210	272	973-906	300	98-917	279	990-541	294	CS-6251	267
96-301	269	973-211	272	973-907	300	98-918	279	990-542	294	CS-7501	267
96-302	269	973-215	274	973-908	300	98-919	279	990-543	294	D1FJ 106-0404	362
96-303	269	973-216	274	973-909	300	98-920	279	990-570	273	D1FJ 106-0606	362
96-304	269	973-217	274	973-910	300	98-921	279	990-571	273	D1FJ 106-0808	362
96-305	269	973-219	274	973-911	300	98-922	279	99-250	25	D1FJ 106-1212	362
96-306	269	973-221	274	973-912	300	98-923	279	99-251	25	D1FJ 106-1616	362
96-307	269	973-222	274	973-914	300	98-924	279	99-252	25	D1FJ 106-2020	362
96-308	269	973-223	274	973-927	300	98-925	279	99-253	25	D1FJ 106-2424	362
96-310	269	973-224	274	973-928	300	98-926	279	99-254	25	D1FJB 139-0404	362
96-312	269	973-226	273	973-929	300	98-927	279	99-255	25	D1FJB 139-0606	362
96-314	269	973-229	273	973-930	300	98-928	279	99-256	25	D1FJB 139-0808	362
96-316	269	973-230	273	973-948	300	98-929	279	99-257	25	D1FJB 139-1212	362
96-318	269	973-231	273	973-949	300	98-930	279	99-258	25	D1FJB 139-1616	362
96-320	269	973-232	273	973-951	26	98-931	279	99-259	25	D1FJB 139-2020	362
96-322	269	973-233	273	973-951	206	98-932	279	99-260	25	D1FR 1JC-0404	361
96-323	269	973-234	273	973-952	26	98-933	279	99-261	25	D1FR 1JC-0606	361
97-031	269	973-235	273	973-952	206	98-934	279	99-262	25	D1FR 1JC-0808	361

Part#	Page	Part#	Page	Part#	Page	Part#	Page	Part#	Page
D1FR 1JC-1212	361	FF-34-12-SAE-M281		FLJS-218	266	FS-5	263	FSO2404-10-8	348
D1FR 1JC-1616	361	FF-34-12-SAE-M359		FLJS-219	266	FS-6	263	FSO2404-12-12	348
D1MB 105-0404	360	FF-34-F	281	FLJS-227	266	FS6400-O-10-10	348	FSO2404-16-16	348
D1MB 105-0606	360	FF-34-F	359	FO-10	263	FS6400-O-10-12	348	FSO2404-20-20	348
D1MB 105-0808	360	FF-34-M	281	FO-12	263	FS6400-O-10-8	348	FSO2404-24-24	348
D1MB 105-1212	360	FF-34-M	359	FO-14	263	FS6400-O-12-10	348	FSO2404-4-4	348
D1MB 105-1616	360	FF-38-12-F	281	FO-144	263	FS6400-O-12-12	348	FSO2404-4-6	348
D1MB 105-2020	360	FF-38-12-F	359	FO-16	263	FS6400-O-12-16	348	FSO2404-6-4	348
D1MJ 101-0404	361	FF-38-12-M	281	FO-168	263	FS6400-O-12-8	348	FSO2404-6-6	348
D1MJ 101-0606	361	FF-38-12-M	359	FO-18	263	FS6400-O-16-12	348	FSO2404-8-4	348
D1MJ 101-0808	361	FF-38-F	281	FO-20	263	FS6400-O-16-16	348	FSO2404-8-6	348
D1MJ 101-1212	361	FF-38-F	359	FO-24	263	FS6400-O-16-20	348	FSO2404-8-8	348
D1MJ 101-1616	361	FF-38-M	281	FO-28	263	FS6400-O-20-20	348	FSO2408-10	347
D1MJ 101-2020	361	FF-38-M	359	FO-3	263	FS6400-O-20-24	348	FSO2408-12	347
D1MP 101-0404	360	FLJ-201	265	FO-311	263	FS6400-O-24-20	348	FSO2408-16	347
D1MP 101-0606	360	FLJ-202	265	FO-316	263	FS6400-O-24-24	348	FSO2408-20	347
D1MP 101-0808	360	FLJ-203	265	FO-32	263	FS6400-O-4-4	348	FSO2408-24	347
D1MP 101-1212	360	FLJ-204	265	FO-325	263	FS6400-O-4-6	348	FSO2408-4	347
D1MP 101-1616	360	FLJ-205	265	FO-36	263	FS6400-O-6-4	348	FSO2408-6	347
D1MP 101-2020	360	FLJ-206	265	FO-40	263	FS6400-O-6-6	348	FSO2408-8	347
D1MP 101-2424	360	FLJ-207	265	FO-48	263	FS6400-O-6-8	348	FSO304-C-10	347
D1MR 1J0-0404	361	FLJ-208	265	FO-56	263	FS6400-O-8-10	348	FSO304-C-12	347
D1MR 1J0-0606	361	FLJ-209	265	FO-64	263	FS6400-O-8-6	348	FSO304-C-16	347
D1MR 1J0-0808	361	FLJ-210	265	FO-72	263	FS6400-O-8-8	348	FSO304-C-20	347
D1MR 1J0-1212	361	FLJ-211	265	FO-8	263	FS6402-10-10	348	FSO304-C-24	347
D1MR 1J0-1616	361	FLJ-212	265	FO-80	263	FS6402-12-12	348	FSO304-C-4	347
D1PS 113-0404	360	FLJ-213	265	FO-96	263	FS6402-16-16	348	FSO304-C-6	347
D1PS 113-0606	360	FLJ-214	265	FOS-10	263	FS6402-4-4	348	FSO304-C-8	347
D1PS 113-0808	360	FLJ-215	265	FOS-12	263	FS6402-6-6	348	FSO318-10	347
D1PS 113-1212	360	FLJ-216	265	FOS-14	263	FS6402-8-8	348	FSO318-12	347
D1PS 113-1616	360	FLJ-218	265	FOS-16	263	FS6500-10-10	349	FSO318-16	347
F07	290	FLJ-219	265	FOS-18	263	FS6500-12-12	349	FSO318-20	347
F-10	263	FLJ-227	265	FOS-20	263	FS6500-16-16	349	FSO318-24	347
F-100	267	FLJ-243	265	FOS-24	263	FS6500-20-20	349	FSO318-4	347
F-11	263	FLJ-245	265	FOS-28	263	FS6500-24-24	349	FSO318-6	347
F-12	263	FLJ-246	265	FOS-3	263	FS6500-4-4	349	FSO318-8	347
F-14	263	FLJ-255	265	FOS-311	263	FS6500-6-6	349	FSO319-10	347
F-16	263	FLJ-301	265	FOS-316	263	FS6500-8-8	349	FSO319-12	347
F-18	263	FLJ-302	265	FOS-32	263	FS6504-10-10	349	FSO319-16	347
F-20	263	FLJ-303	265	FOS-325	263	FS6504-12-12	349	FSO319-20	347
F-225	267	FLJ-304	265	FOS-36	263	FS6504-16-16	349	FSO319-24	347
F-24	263	FLJ-305	265	FOS-40	263	FS6504-4-4	349	FSO319-4	347
F-28	263	FLJ-306	265	FOS-48	263	FS6504-6-6	349	FSO319-6	347
F-3	263	FLJ-307	265	FOS-56	263	FS6504-8-8	349	FSO319-8	347
F-311	263	FLJ-308	265	FOS-8	263	FS6801-10-10	349	FSO403-10-10	347
F-32	263	FLJ-309	265	FS-10	263	FS6801-10-12	349	FSO403-12-12	347
F-38	267	FLJ-310	265	FS-11	263	FS6801-10-8	349	FSO403-16-16	347
F-4	263	FLJ-311	265	FS-12	263	FS6801-12-10	349	FSO403-20-20	347
F-40	267	FLJ-312	265	FS-14	263	FS6801-12-12	349	FSO403-24-24	347
F-5	263	FLJ-313	265	FS-16	263	FS6801-12-16	349	FSO403-4-4	347
F-550	267	FLJ-314	265	FS-18	263	FS6801-16-12	349	FSO403-6-6	347
F-6	263	FLJ-315	265	FS-20	263	FS6801-16-16	349	FSO403-8-8	347
F-7	263	FLJ-316	265	FS-24	263	FS6801-16-20	349	G280	291
F72G	286	FLJ-318	265	FS2501-10-12	348	FS6801-20-16	349	G380	291
F73G	286	FLJ-319	265	FS2501-10-8	348	FS6801-20-20	349	GB2-20T-SAE	366
F74G	286	FLJ-327	265	FS2501-12-12	348	FS6801-24-24	349	GB2-20T-SAE	366
F-8	263	FLJ-343	265	FS2501-12-16	348	FS6801-4-4	349	GB2-24T-SAE	366
F9	263	FLJ-345	265	FS2501-12-8	348	FS6801-4-6	349	GB2-24T-SAE	366
F-9	263	FLJ-346	265	FS2501-16-12	348	FS6801-6-4	349	GB2-32T-SAE	366
FF-12-F	281	FLJS-203	266	FS2501-16-16	348	FS6801-6-6	349	GB2-32T-SAE	366
FF-12-F	359	FLJS-204	266	FS2501-20-20	348	FS6801-6-8	349	GB3L-20T-SAE	366
FF-12-M	281	FLJS-205	266	FS2501-24-24	348	FS6801-8-10	349	GB3L-20T-SAE	366
FF-12-M	359	FLJS-206	266	FS2501-4-4	348	FS6801-8-6	349	GB3L-24T-SAE	366
FF-14-F	281	FLJS-207	266	FS2501-6-4	348	FS6801-8-8	349	GB3L-24T-SAE	366
FF-14-F	359	FLJS-208	266	FS2501-6-6	348	FS6809-10-10	349	GB3L-32T-SAE	366
FF-14-M	281	FLJS-209	266	FS2501-8-12	348	FS6809-12-12	349	GB3L-32T-SAE	366
FF-14-M	359	FLJS-210	266	FS2501-8-6	348	FS6809-16-16	349	GE2-04-SAE	366
FF-1-F	281	FLJS-211	266	FS2501-8-8	348	FS6809-4-4	349	GE2-06-SAE	366
FF-1-F	359	FLJS-212	266	FS-28	263	FS6809-6-6	349	GE2-08-SAE	366
FF-1-M	281	FLJS-213	266	FS-3	263	FS6809-8-8	349	GE2-112T-NPT	366
FF-1-M	359	FLJS-214	266	FS-311	263	FS-7	263	GE2-112T-NPT	366
FF-34-12-SAE-F	281	FLJS-215	266	FS-32	263	FS-8	263	GE2-114T-NPT	366
FF-34-12-SAE-F	359	FLJS-216	266	FS-4	263	FS-9	263	GE2-114T-NPT	366

Part#	Page	Part#	Page	Part#	Page	Part#	Page	Part#	Page	Part#	Page
HP2405-12-12.....	354	K-10 .....	264	MB40-08 .....	372	NV-12-M.....	359				
HP2405-16-16.....	354	K-107500 .....	264	MB40-12 .....	372	NV-14-F.....	281				
HP2405-20-20.....	354	K-11 .....	264	MB40-16 .....	372	NV-14-F.....	359				
HP2405-24-24.....	354	K-117500 .....	264	MFB40-03.....	372	NV-14-M.....	281				
HP2405-6-4.....	354	K-12 .....	264	MGP-F10-13 .....	369	NV-14-M.....	359				
HP2405-8-6.....	354	K-127500 .....	264	MGP-F10-13 .....	369	NV-1-F.....	281				
HP2406-10-10.....	354	K-14 .....	264	MGP-F10-20 .....	369	NV-1-F.....	359				
HP2406-12-12.....	354	K-147500 .....	264	MGP-F10-20 .....	369	NV-1-M.....	281				
HP2406-14-14.....	354	K-16 .....	264	MGP-F10-27 .....	369	NV-1-M.....	359				
HP2406-16-16.....	354	K-167500 .....	264	MGP-F10-27 .....	369	NV-34-F.....	281				
HP2406-20-20.....	354	K-18 .....	264	MGP-F10-34 .....	369	NV-34-F.....	359				
HP2406-24-24.....	354	K-187500 .....	264	MGP-F10-34 .....	369	NV-34-M.....	281				
HP2406-32-32.....	354	K-20 .....	264	MGP-F10-41 .....	369	NV-34-M.....	359				
HP2406-6-6.....	354	K-207500 .....	264	MGP-F10-41 .....	369	NV-38-F.....	281				
HP2406-8-8.....	354	K-24 .....	264	MGP-F10-51 .....	369	NV-38-F.....	359				
HP2501-10-8.....	354	K-247500 .....	264	MGP-F10-51 .....	369	NV-38-M.....	281				
HP2501-12-12.....	354	K-28 .....	264	MGP-F10-61 .....	369	NV-38-M.....	359				
HP2501-16-16.....	354	K-287500 .....	264	MGP-F10-61 .....	369	PDSAB-3101 .....	372				
HP2501-20-20.....	354	K-3 .....	264	MGP-F20-06 .....	368	R07.....	290				
HP2501-24-24.....	354	K-311 .....	264	MGP-F20-06 .....	368	R433 .....	289				
HP2501-32-32.....	354	K-32 .....	264	MGP-F20-08 .....	368	R434 .....	289				
HP2501-5-4.....	354	K-327500 .....	264	MGP-F20-08 .....	368	R72G .....	287				
HP2501-6-4.....	354	K-4 .....	264	MGP-F20-10 .....	368	R73G .....	287				
HP2501-6-6.....	354	K-5 .....	264	MGP-F20-10 .....	368	R74G .....	287				
HP2501-8-6.....	354	K-6 .....	264	MGP-F20-12 .....	368	RF280.....	291				
HP2501-8-8.....	354	K-7 .....	264	MGP-F20-12 .....	368	RF380.....	291				
HP2502-10-8.....	354	K-8 .....	264	MGP-F20-14 .....	368	RN280 .....	291				
HP2502-12-12.....	354	K-87500 .....	264	MGP-F20-14 .....	368	RN380 .....	291				
HP2502-16-16.....	354	K-9 .....	264	MGP-F20-16 .....	368	SG-3750 .....	267				
HP2502-20-20.....	354	K-97500 .....	264	MGP-F20-16 .....	368	SG-5000 .....	267				
HP2502-24-24.....	354	KA001.....	265	MGP-F20-20 .....	368	SG-6250 .....	267				
HP2502-32-32.....	354	KA001.....	266	MGP-F20-20 .....	368	SG-7500 .....	267				
HP2502-6-4.....	354	KS001 .....	265	MGP-F20-25 .....	368	SS-3751 .....	267				
HP2502-6-6.....	354	KS001 .....	266	MGP-F20-25 .....	368	SS-5001 .....	267				
HP2502-8-6.....	354	KS001 .....	267	MHP112 .....	370	SS-6251 .....	267				
HP5000-12-12.....	355	KS-10 .....	264	MHP1300 .....	370	SS-7501 .....	267				
HP5000-16-16.....	355	KS-107501 .....	264	MHP150 .....	370	v0318-10 .....	310				
HP5000-20-20.....	355	KS-11 .....	264	MHS-077.....	372	v0318-12 .....	310				
HP5000-24-24.....	355	KS-117501 .....	264	MHS-090.....	372	v0318-16 .....	310				
HP5000-32-32.....	355	KS-12 .....	264	MHS-100.....	372	v0318-20 .....	310				
HP5000-4-4.....	355	KS-127501 .....	264	MHS-114.....	372	v0318-24 .....	310				
HP5000-6-6.....	355	KS-14 .....	264	MHS-130.....	372	v0318-3 .....	310				
HP5000-8-8.....	355	KS-147501 .....	264	MHS-138.....	372	v0318-32 .....	310				
HP5405-12-12.....	354	KS-16 .....	264	MHS-153.....	372	v0318-4 .....	310				
HP5405-16-16.....	354	KS-167501 .....	264	MHS-159.....	372	v0318-5 .....	310				
HP5405-20-20.....	354	KS-18 .....	264	MHS-175.....	372	v0318-6 .....	310				
HP5405-24-24.....	354	KS-187501 .....	264	MHS-185.....	372	v0318-8 .....	310				
HP5405-32-32.....	354	KS-20 .....	264	MHS-225.....	372	v0319-10 .....	310				
HP5405-4-4.....	354	KS-207501 .....	264	MHS-238.....	372	v0319-12 .....	310				
HP5405-6-6.....	354	KS-24 .....	264	MHS-264.....	372	v0319-16 .....	310				
HP5405-8-8.....	354	KS-247501 .....	264	MHS-296.....	372	v0319-20 .....	310				
HP5502-12-12.....	355	KS-28 .....	264	MHS-366.....	372	v0319-24 .....	310				
HP5502-16-16.....	355	KS-287501 .....	264	MMPH100 .....	367	v0319-3 .....	310				
HP5502-20-20.....	355	KS-3 .....	264	MMPH125 .....	367	v0319-32 .....	310				
HP5502-24-24.....	355	KS-311 .....	264	MMPH160 .....	367	v0319-4 .....	310				
HP5502-32-32.....	355	KS-32 .....	264	MMPH200 .....	367	v0319-5 .....	310				
HP5502-4-4.....	355	KS-327501 .....	264	MMPH250 .....	367	v0319-6 .....	310				
HP5502-4-6.....	355	KS-4 .....	264	MMPH315 .....	367	v0319-8 .....	310				
HP5502-6-4.....	355	KS-5 .....	264	MMPH400 .....	367						
HP5502-6-6.....	355	KS-6 .....	264	MMPH50 .....	367						
HP5502-8-8.....	355	KS-7 .....	264	MMPH80 .....	367						
HP6801-10-10.....	355	KS-8 .....	264	MMRS100 .....	367						
HP6801-12-12.....	355	KS-87501 .....	264	MMRS125 .....	367						
HP6801-16-16.....	355	KS-9 .....	264	MMRS160.....	367						
HP6801-20-20.....	355	KS-97501 .....	264	MMRS200.....	367						
HP6801-24-24.....	355	L07 .....	290	MMRS250.....	367						
HP6801-32-32.....	355	L72M.....	288	MMRS315.....	367						
HP6801-6-6.....	355	L73M.....	288	MMRS375.....	367						
HP6801-6-8.....	355	L74M.....	288	MMRS50.....	367						
HP6801-8-8.....	355	MB280 .....	291	MMRS80.....	367						
I280 .....	291	MB380 .....	291	NV-12-F.....	281						
I380 .....	291	MB40-04.....	372	NV-12-F.....	359						
I480 .....	291	MB40-06.....	372	NV-12-M.....	281						

**THREAD INFORMATION**

**THREAD INFORMATION**

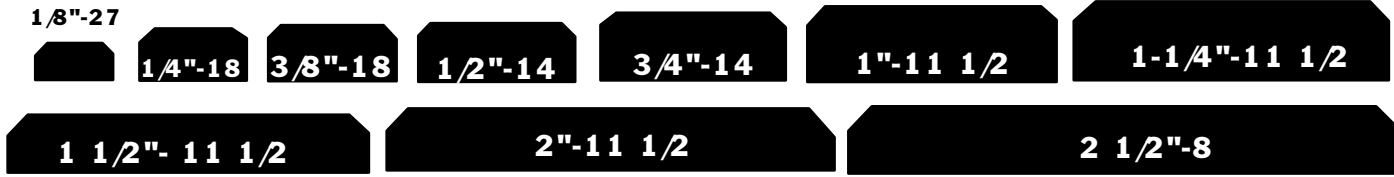
**Thread Chart**

DASH SIZE	2	3	4	5	6	7	8	10	12	14	16	20	24	32	40	48	
O.D. TUBING SIZE	1/8	5/32	3/16	1/4	5/16	3/8	7/16	1/2	5/8	3/4	7/8	1	1-1/4	1-1/2	2	2-1/2	3
STANDARD PIPE SIZE N.P.T.F. (DRYSEAL)*	1/8-27		1/4-18		3/8-18		1/2-14		3/4-14		1-11 1/2	1 1/4-11 1/2	1 1/2-11 1/2	2-11 1/2	2 1/2 -8	3-8	
S.A.E. 45° FLARE	5/16-24		7/16-20	1/2-20	5/8-18	11/16-16	3/4-16	7/8-14	1 1/16-14	1 1/4-12	1 3/8-12						
INVERTED FLARE	5/16-24		7/16-24	1/2-20	5/8-18	11/16-18	3/4-18	7/8-18	1 1/16-16								
J.I.C. 37° FLARE	5/16-24		7/16-20	1/2-20	9/16-18		3/4-16	7/8-14	1 1/16-12	1 3/16-12	1 5/16-12	1 5/8-12	1 7/8-12	2 1/2-12	3-12	3 1/2-12	
COMPRESSION	5/16-24	3/8-24	7/16-24	1/2-24	9/16-24	5/8-24	11/16-20	13/16-18	1 -18	1 1/8-18							
FLARELESS																	
COMPRESSION (PLASTIC TUBE)	5/16-24		3/8-24	7/16-24	1/2-24		11/16-20										
AIR BRAKE - PLASTIC TUBE			7/16-24		17/32-24		11/16-20	13/16-18	1 -18								
AIR BRAKE - COPPER TUBE			7/16-24	1/2-24	17/32-24		11/16-20	13/16-18	1 -18								
DOUBLE COMPRESSION	5/16-24		7/16-24	1/2-20	9/16-20		11/16-16										
STEEL																	
COMPRESSION (HIGH PRESSURE)	5/16-24		7/16-20	1/2-20	9/16-18		3/4-16	7/8-14	1 1/16-12	1 3/16-12	1 5/16-12	1 5/8-12	1 7/8-12	2 1/2-12			
S.A.E. O-RING	5/16-24		7/16-20	1/2-20	9/16-18		3/4-16	7/8-14	1 1/16-12	1 3/16-12	1 5/16-12	1 5/8-12	1 7/8-12	2 1/2-12			
INTERNAL O-RING																	
NPSM SWIVEL THREAD	1/8-27		1/4-18		3/8-18		1/2-14		3/4-14		1-11 1/2	1 1/4 -11 1/2	1 1/2 - 11 1/2	2- 11 1/2			
FLAT FACE THREAD			9/16-18		11/16-16		13/16-16	1-14	1 3/16-12		1 7/16-12	1 11/16-12	2-12				
BRITISH THREAD BSPP/BSPT	1/8-28		1/4-19		3/8-19		1/2-14		3/4-14		1-11	1 1/4-11	1 1/2-11	2-11			
METRIC THREAD	10		14	16	18	20	22	24	26	27	30	33	36	42	48		
CODE 61	M10X1.0		M12X1.5	M14X1.5	M16X1.5	M18X1.5	M20X1.5	M22X1.5	M24X1.5	M26X1.5	M27X2.0	M30X2.0	M33X2.0	M36X2.0	M42X2.0	M48X2.0	
FLANGE HEAD O.D							1.19	1.335	1.50		1.75	2.00	2.38	2.81	3.31	4.00	
CODE 62																	
FLANGE HEAD O.D							1.25		1.62		1.88	2.12	2.50	3.12			

# THREAD PROFILES

# THREAD PROFILES

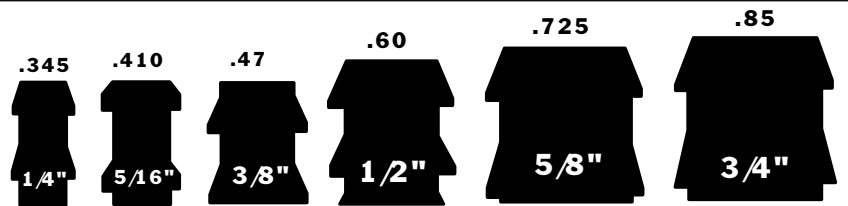
## Pipe Threads



## Hose Barb Fittings

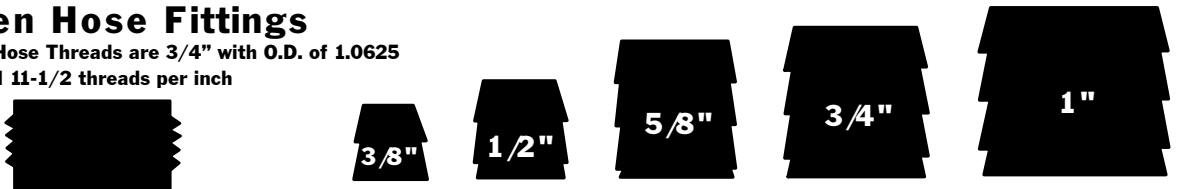


## Push On Fittings

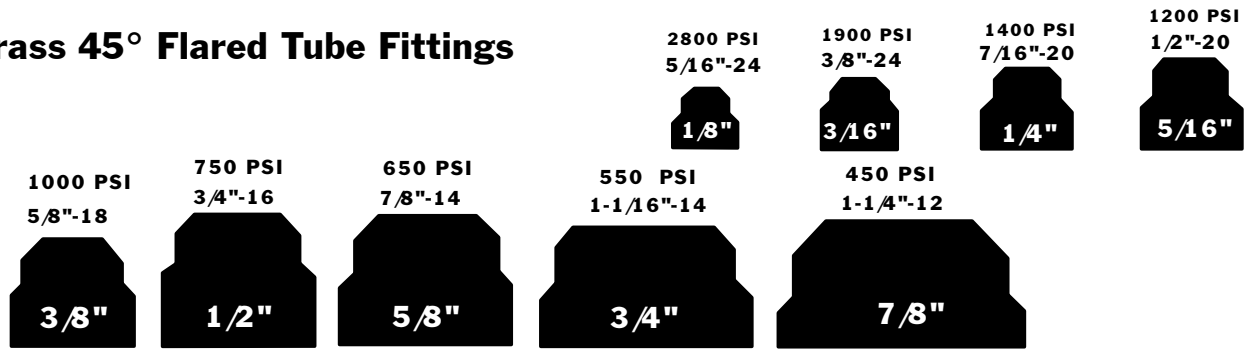


## Garden Hose Fittings

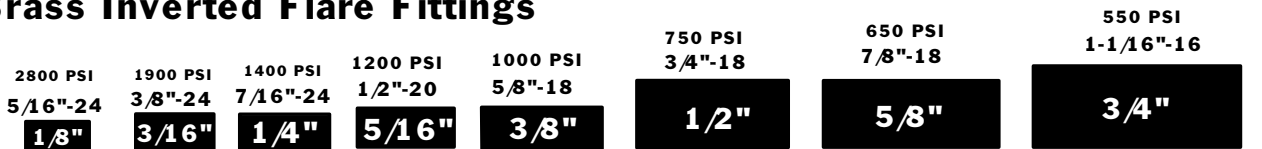
Male Garden Hose Threads are 3/4" with O.D. of 1.0625 and 11-1/2 threads per inch



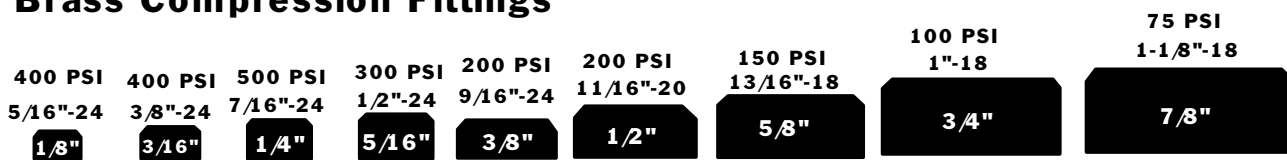
## Brass 45° Flared Tube Fittings



## Brass Inverted Flare Fittings



## Brass Compression Fittings



## Tubing O.D. Size

