



**1932-48 PASSENGER
1939-48 MERCURY
1932-47 PICKUP
V8 FORD**

**2010
Parts & Accessories
Catalog**

**MORE THAN
150
NEW ITEMS!**



**OFFICIAL LICENSEE OF
FORD MOTOR COMPANY
TRADEMARK PARTS**

MCINTOSH BREWERY

6150



1934 Flatbed



**A great selection of upholstery in our
Cartouche Section
begins on page 234**

**Order at 800-777-0948 or
online at macsautoparts.com**

LOOKING FOR SOMETHING?

Index: 307-314

Store Hours & Directions: 315

Order Forms: page 318 & 320

International Information: page 316

To Our V8 Enthusiasts,

It's that time again. Time for you to figure out all the items you need for your classic V8 Ford, then find them all in this catalog! Whether it's a novelty item for your dash or a complete engine overhaul, you know you'll find it at MAC's. If you are already a MAC's customer, you know how much we can save you, in money as well as in time. If this is your first MAC's catalog, then we'd like to say "welcome" & we hope your experience with us is a positive one. The catalog you are holding is one of the most complete catalogs of 1932-48 Ford V8 parts in the world.

Ordering is extremely easy. You can use our Web site macsautoparts.com (where you can find current pricing), fax or mail your order using an order form (found on pages 318 & 320 of this catalog), or call 800-777-0948 to speak with one of our dedicated customer service representatives.

Stop in & visit our **new showroom** at 6150 Donner Road in Lockport, New York (minutes from Buffalo), 8:00 a.m.-5:30 p.m. Monday-Friday or 8:00 a.m.-12:30 p.m. on Saturday. You can check out some cars, pick up your order, or just say hello.

When it comes to restoring & maintaining your Classic V8, we know you have choices, so we thank you for choosing MAC's; your one stop source for quality parts & accessories for your 1909-1970s Ford & Mercury,

Rick & Randy McIntosh

& the staff of MAC's Antique Auto Parts

Icon Descriptions

We have added these icons throughout our catalog where necessary & are used to denote any additional information you need about our parts. We want your ordering experience with us to be as pleasant as possible.



These hot deals have been designed to save you money on combinations of parts often needed to complete a repair!



These items are new to this year's catalog.



Because of size or weight, the freight charges will be higher on these items.



Because of size or weight, these items can only be shipped by truck.



Our resident expert, Mac, offers helpful hints & sound advice.



Catalog Department

Catalog Manager Lloyd J. Lathrop, Jr.

Technical Illustration/Photography Rodell D. Sanford Jr.
Mike Weber
Lauren Nobile

Graphic Design & Layout Brandon Hattaway
Joe Dotterweich

Research Beth Schaffer
Bill Barrile
Mike Rovillo

How To Use This Catalog



These page headers tell you which area of your car the parts on the page are for.

REAR AXLE PARTS

Columbia Overdrive Knobs

1937	Standard	78-4001-A	7.45
1937	Deluxe	78-4001-B	7.45
1938	Passenger	.81A-4001	7.45
1939	Passenger	.91A-4001	7.45
1940	Deluxe	.01A-4001-BB	7.45

These sub-headers tell you which specific parts are listed below it.

Rear Axle Housing Gaskets (2 required)

Approximately .0001" of backlash is required between drive & pinion gears. The use of heavier (thicker) gaskets will increase backlash, while a thinner gasket will decrease it.

28-32	NEW .006" thick, passenger & pickup		
28-32	NEW Same as above, except .010" thick		
28-32	Same as above, except .016"		

This italicized text is technical information about the parts listed below it.

This is the order of our listings:

Years of Application	Part Description	Part Number	Price
35-47	Side gear washer, 2.32" ID, 3.56" OD, 2 ton truck with single speed axle, except 122" truck	79-4228	2.65
37-47	Pinion gear washer, 2 ton truck with single speed axle, except 122" truck, N.O.S. (4 required)	79-4230	1.30

N.O.S. = New Old Stock, condition varies.

Differential Bearings & Cups (2 required)

Numbers in parentheses & italics are the recommended number required.



These Headers Have Nothing to Do With Soccer



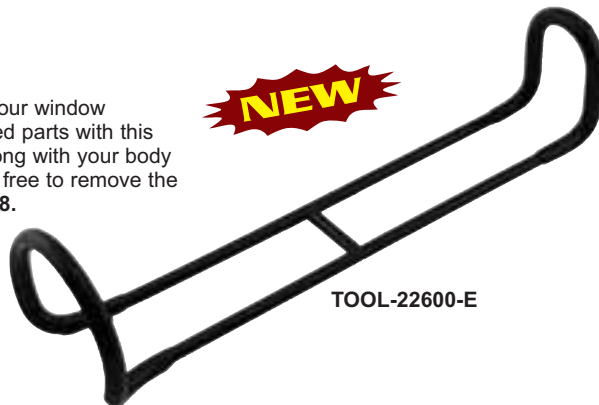
These Fenton-style cast iron headers are the best available for function & fit. Quiet under the hood & built to last. See page 39.



91A-9430-FH

Crank It Up

Make it easier to change your window crank, door handle & related parts with this escutcheon tool. Works along with your body weight to keep your hands free to remove the retaining pin. See page 198.



TOOL-22600-E

MAC's Handles the Painting For You

Our great selection of hub caps has just grown. Until now, if you wanted your new hubcaps to be highlighted with the Ford blue, you had to do it yourself. Because time is money & your hand might not be as steady with a paint brush as it once was, MAC's is now offering them pre-painted, so you can do it yourself or you can buy them & instantly put them on. See page 6.



40-1130-ASS
40-1130-ASSPT

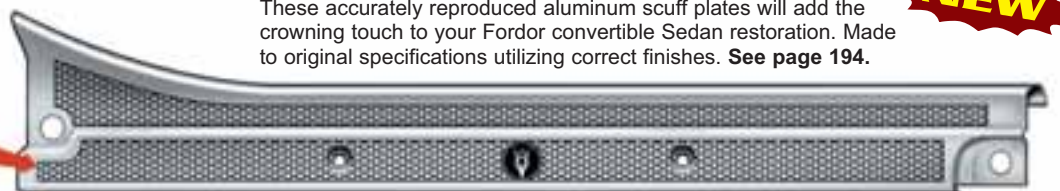


40-1130-FSS
40-1130-FSSPT



18-1130-V8SS
18-1130-V8SSPT

Save Wear & Tear With These Scuff Plates



These accurately reproduced aluminum scuff plates will add the crowning touch to your Fordor convertible Sedan restoration. Made to original specifications utilizing correct finishes. See page 194.



48-7413262-PR



1932-48 PASSENGER CAR & 1939-48 MERCURY BODY & MODEL STYLE NUMBERS BY YEAR

	1932	1933	1934	1935	1936	1937	1938	1939	1940	1941	1942	1946	1947	1948
85 HP	18	40	40	48	68	78	81A	91A	01A	11A	21A	-	-	-
60 HP	-	-	-	-	-	74	82A	922A	022A	-	-	-	-	-
90 HP	-	-	-	-	-	-	-	-	-	1GA	2GA	6GA	7GA	-
95 HP	-	-	-	-	-	-	-	-	-	-	-	-	7HA	8HA
100 HP	-	-	-	-	-	-	-	-	-	-	-	69A	79A	89A

BODY STYLE	MODEL NUMBER													
Tudor Standard	55	700	700	700	700	-	700C	70A	70A	*70A	*70A	*70A	*70A	*70A
Tudor Deluxe	55	700	700	700	700	-	700B	70B	70B	*70B	*70B	*70B	*70B	*70B
Tudor Driving Sedan	-	-	-	700	700A	-	-	-	-	-	-	-	-	-
Tudor Driving Sedan Deluxe	-	-	-	-	700	700B	-	-	-	-	-	-	-	-
Tudor Special	-	-	-	-	-	-	-	-	-	70C	70C	-	-	-
Roadster Standard	40	710	-	-	-	-	-	-	-	-	-	-	-	-
Roadster Deluxe	40	710	710	710	710	710	-	-	-	-	-	-	-	-
Coupe Deluxe	520	-	-	-	-	-	-	-	-	-	-	-	-	-
Coupe 3 Window Standard	-	720	-	-	-	-	-	-	-	-	-	-	-	-
Coupe 3 Window Deluxe	-	720	720	720	720	-	-	-	-	-	-	-	-	-
Coupe Club	-	-	-	-	-	720	720	-	-	-	-	-	-	-
Coupe Club Convertible	-	-	-	-	-	-	760A	76	76	76	76	-	-	-
Coupe 5 Window Standard	45	770	770	770	770	770A	770A	77A	77A	*77A	*77A	*77A	*77A	*77A
Coupe 5 Window Deluxe	-	770	770	770	770	770B	77B	77B	*77B	*77B	*77B	-	-	-
Coupe Sport	50	-	-	-	-	-	-	-	-	-	-	-	-	-
Coupe Business Standard	-	-	-	-	-	-	-	-	67A	-	-	-	-	-
Coupe Business Deluxe	-	-	-	-	-	-	-	67B	-	-	-	-	-	-
Coupe 5 Window Special	-	-	-	-	-	-	-	-	-	77C	77C	-	-	-
Coupe 5 Window Deluxe with Jump Seat	-	-	-	-	-	-	-	-	-	67A	-	-	-	-
Coupe 5 Window Super Deluxe with Jump Seat	-	-	-	-	-	-	-	-	-	67B	-	-	-	-
Coupe Super Deluxe Sedan	-	-	-	-	-	-	-	-	-	72	72B	72B	72B	72B
Coupe Deluxe Sedan	-	-	-	-	-	-	-	-	-	72A	-	-	-	-
Coupe Sportsman Convertible	-	-	-	-	-	-	-	-	-	-	-	71B	71B	71B
Fordor Standard	160	730	730	730	730	730A	730C	73A	73A	*73A	*73A	*73A	*73A	-
Fordor Deluxe	160	730	730	730	730	730B	730B	73B	73B	*73B	*73B	*73B	*73B	*73B
Fordor Touring Sedan	-	-	-	730	730	730C	-	-	-	-	-	-	-	-
Fordor Touring Sedan Deluxe	-	-	-	730	730	730D	-	-	-	-	-	-	-	-
Fordor Special	-	-	-	-	-	-	-	-	-	73C	73C	-	-	-
Victoria	190	740	740	-	-	-	-	-	-	-	-	-	-	-
Convertible Sedan	400	-	-	740	740	740	740	74	-	-	-	-	-	-
Phaeton Standard	35	750	750	-	-	-	-	-	-	-	-	-	-	-
Phaeton Deluxe	35	750	750	750	750	750	750	-	-	-	-	-	-	-
Cabriolet	68	760	760	760	760	760A	-	-	-	-	-	-	-	-
Club Cabriolet	-	-	-	-	760	760B	-	-	-	-	-	-	-	-
Station Wagon Standard	410	850	850	780	780	780	780A	780	78	78	78	78	-	-
Station Wagon Deluxe	-	-	-	-	780	780	780B	-	-	-	-	-	-	-
Sedan Delivery Standard	410	850	850	780	780	780	780A	780	78	78	78	78	-	-
Sedan Delivery Deluxe	-	-	-	-	780	780	780B	-	-	-	-	-	-	-

From 1932-1937, all cars were "Standard" models, although most were offered as "Deluxe" models. Deluxe models had added trim & upholstery options, including cowl lamps & dual tail lights. Starting in 1938, "Standard" & "Deluxe" became separate & distinct lines.

* Beginning in 1941, the line expanded to "Special" (6 cylinder), "Deluxe" (formerly Standard) & "Super Deluxe" (formerly Deluxe).



V8 CLUBS & PUBLICATIONS

The Early Ford V8 Club of America
PO Box 1715
Maple Grove, MN 55311
www.efv8.org

Early Ford V8 Foundation
PO Box 284
Auburn, IN 46706
www.fordv8foundation.org

ANTIQUE AUTO PUBLICATIONS

Cars & Parts
PO Box 482
Sidney, OH 45365-0482
www.carsandparts.com

Hemming's Motor News
Box 100
Bennington, VT 05201
www.hemmings.com

Old Cars Weekly & Price Guide
700 East State Street
Iola, WI 54990-0001
www.oldcarsweekly.com

Skinned Knuckles
PO Box 6983
Huntington Beach, CA 92615
www.skinnedknuckles.net

FORD MOTOR COMPANY PASSENGER CAR PRODUCTION

Year	Domestic	Canada	Foreign	Annual Total
1932 *	187,285	19,975	12,986	220,786
1933 *	334,969	19,904	39,219	394,092
1934 *	563,921	35,376	42,124	641,421
1935	942,439	58,500	57,722	1,058,661
1936	972,812	42,861	94,905	1,110,578
1937	848,608	48,618	111,527	1,008,753
1938	410,048	48,429	89,002	547,479
1939	532,152	41,072	69,707	642,931
1940	599,175	32,486	10,919	642,580
1941 *	600,814	26,880	1,869	629,563
1942 *	43,407	4,442	853	48,702
1943	0	0	40	40
Total Production	5,954,630	377,773	530,873	6,863,236

* INCLUDES FOUR-CYLINDER ENGINES IN 1932-1934 & SIX-CYLINDERS IN 1941-1942

TAKEN FROM "FORD: DECLINE & REBIRTH 1933-1962, BY NEVINS & HILL, CHARLES SCRIBNER'S SONS

ORIGINAL 1932-1948 FORD ENGINE SPECIFICATIONS

FIRING ORDER

V8	1-5-4-8-6-3-7-2
6 cylinder	1-5-3-6-2-4
4 cylinder, Model B	1-2-4-3

V8 221 CUBIC INCHES

Cylinder Block Angle	90°
Bore & Stroke	3-1/16" & 3-3/4"
Taxable HP	30
Crankcase Capacity	5 quarts
Valve Stem Style	Mushroom
Valve Seat Angle	45°
Valve Head Diameter	1.51"
Tappet	Non-adjustable
Intake	0.010-0.012"
Exhaust	0.014-0.016"

VALVE TIMING AT NORMAL TAPPET CLEARANCE

32-36 37-48

Intake Opens B.T.C.	95°	0°
Intake Closes A.B.C.	54.5°	44°
Exhaust Opens B.B.C.	57.5°	48°
Exhaust Closes A.T.C.	6.5°	6°
Valve Lift	0.292"	0.292"

IGNITION SYSTEM

INITIAL TIMING (CRANKSHAFT DEGREES B.T.C.)

V8 1932-1948	4°
6 cylinder 1941-1942	1°
6 cylinder 1946-1948	0°
4 cylinder, Model B	0°

BREAKER POINT SPACING

1932	0.018-0.020"
1933-34	0.012-0.014"
1935-48	0.014-0.016"
Breaker Point Spring Tension	20-24 ounces

TOTAL ADVANCE

V8 1932-1933	21-23°
V8 1934-1940	15-17°
V8 1941-1948	21-24°
6 cylinder	17-19°
4 cylinder, Model B	24°

V8 239 CUBIC INCHES

Cylinder Block Angle	90°
Bore & Stroke	3-3/16" & 3-3/4"
Taxable HP	32.5
Crankcase Capacity	5 quarts
Valve Stem Style	Mushroom
Valve Seat Angle	45°
Valve Head Diameter	1.51"
Tappet	Non-adjustable
Intake	0.010-0.012"
Exhaust	0.014-0.016"

SPARK PLUG

Application	Size	Gap	Torque
V8 1932	7/8"	0.023-0.027"	34-38 ft lbs
V8 1933-37	18mm	0.023-0.027"	24-30 ft lbs
V8 1937-39 (60 HP)	14mm	0.023-0.027"	24-30 ft lbs
V8 1938-48	14mm	0.025-0.028"	24-30 ft lbs
6 cylinder 1941-48	14mm	0.025-0.028"	24-30 ft lbs
4 cylinder, Model B	7/8"	0.023-0.027"	34-38 ft lbs



1932



Model B Ford Passenger Car
4 cylinder engine
(106" wheelbase)

1932



Model 18 Ford Passenger Car
8 cylinder engine
(106" wheelbase)

1933
1 hood handle



Model 40 Ford Passenger Car
8 cylinder engine
(112" wheelbase)
4 cylinder engine
(106" wheelbase)

1934
2 hood handles



Model 40 Ford Passenger Car
8 cylinder & 4 cylinder engine
(112" wheelbase)

1935



Model 48 Ford Passenger Car
8 cylinder engine
(112" wheelbase)

1936



Model 68 Ford Passenger Car
8 cylinder engine
(112" wheelbase)

1937



Model 78 Ford Passenger Car
8 cylinder 85 HP engine
(112" wheelbase)

1938



Model 81A Ford Standard
8 cylinder 85 HP engine
Model 82A Ford
8 cylinder 60 HP engine

1938



Model 81A Ford Deluxe
8 cylinder 85 HP engine

Model 74 Ford Passenger Car
8 cylinder 60 HP engine
(112" wheelbase)

1939



Model 91A Ford Standard
8 cylinder 85 HP engine
Model 922A Ford
8 cylinder 60 HP engine
(112" wheelbase)

1939



Model 91A Ford Deluxe
8 cylinder 85 HP engine
(112" wheelbase)

1940



Model 01A Ford Standard
8 cylinder 85 HP engine
Model 022A Ford
8 cylinder 60 HP engine



1940



Model 01A Ford Deluxe
8 cylinder 85 HP engine

1941



Model 11A Ford Deluxe
8 cylinder 90 HP engine

Model 11A Ford Special
8 cylinder 90 HP engine

Model 1GA Ford Deluxe
6 cylinder 90 HP engine

Model 1GA Ford Special
6 cylinder 90 HP engine

1941



Model 11A Ford Super Deluxe
8 cylinder 90 HP engine

1942



Model 21A Ford Deluxe
8 cylinder 90 HP engine
Model 2GA Ford Deluxe
6 cylinder 90 HP engine

1942



Model 21A Ford Super Deluxe
8 cylinder 90 HP engine
(114" wheelbase)

1946



Model 69A Ford Deluxe or Super Deluxe
8 cylinder 100 HP engine
Model 6GA Ford Deluxe or Super Deluxe
6 cylinder 90 HP engine

1947 & 1948

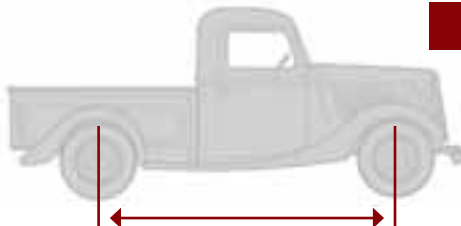


Model 79A Ford Deluxe or Super Deluxe
8 cylinder 100 HP engine
Model 7GA Ford Deluxe or Super Deluxe
6 cylinder 90 HP engine

Model 7HA Ford Deluxe or Super Deluxe
6 cylinder 95 HP engine
(114" wheelbase)
Model 89A Ford Deluxe or Super Deluxe
8 cylinder 100 HP engine

Model 8HA Ford Deluxe or Super Deluxe
6 cylinder 95 HP engine
(114" wheelbase)

COMERCIAL VEHICLE DEFINITIONS



The distance between the centerline of the front wheel & the rear wheel is the "wheelbase."

1/2 TON

The following terms are used throughout this catalog to indicate the pickup truck body:
"Pickup" (1932-47)
"Commercial" (1932-41)
"Light Truck" (1942-47) also might be listed as commercial

1932: All models have a 106" wheelbase
1933-41: All models have a 112" wheelbase
1942-47: All models have a 114" wheelbase

GREATER THAN 1/2 TON

The following terms are used throughout this catalog to indicate a variety of body styles, including stake, flatbed & dump truck amongst others:

"Truck" (1932-37) 1-1/2 ton rated load capacity
"Truck" (1938) 1 or 1-1/2 ton rated load capacity
"3/4 Truck" & "1 ton truck" (1939-47) 3/4 or 1 ton rated load capacity
"C.O.E." (1938-47) refers to the design where the cab is over the engine; all have a 1-1/2 ton rated load carrying capacity
1932-37: All models have a 131.5" or 157" wheelbase
1938: All models have a 134" or 157" wheelbase
"C.O.E." models have either a 101", 134" or a 158" wheelbase

1939-47: All "3/4 Truck" & "1 ton truck" models have a 122" wheelbase
1939-42: All "1-1/2 ton Truck" models either have a 134" or a 158" wheelbase
"C.O.E." models have either a 101", 134" or a 158" wheelbase
1944: All "1-1/2 ton Truck" models have a 158" wheelbase
1945: All "1-1/2 ton Truck" models have either a 134" or a 158" wheelbase
1946-47: All "C.O.E." models have a 101", 134" or a 158" wheelbase



Stainless Steel Ford Hub Caps (5 required)



- 32-33 "Ford" embossed, 5-3/4",
4 cylinder, Model B,
passenger & pickup. B-1130-ASS 19.95
- 32-33 **NEW** Same as above, **except**
painted embossed logo in correct
Ford blue (not shown). B-1130-ASSPT 32.75
- 1932 "V8" embossed, 5-3/4",
passenger & pickup. 18-1130-V8SS 19.95
- 1932 **NEW** Same as above, **except**
painted embossed logo in correct
Ford blue (not shown). 18-1130-V8SSPT 32.75



- 1933 "V8" embossed, 5-3/4",
passenger & pickup. 40-1130-ASS 24.75
- 1933 **NEW** Same as above, **except**
painted embossed logo in correct
Ford blue (not shown). 40-1130-ASSPT 32.75
- 1934 "Ford" embossed, 5-3/4",
4 cylinder, Model B,
passenger & pickup. 40-1130-FSS 19.95
- 1934 **NEW** Same as above, **except**
painted embossed logo in correct
Ford blue (not shown). 40-1130-FSSPT 37.25



- 1934 "V8" embossed, 5-3/4",
passenger & pickup. 40-1130-BSS 19.95
- 1934 **NEW** Same as above, **except**
painted embossed logo in correct
Ford blue (not shown). 40-1130-BSSPT 32.75
- 1935 "V8" embossed, 5-3/4",
passenger & pickup. 48-1130-SS 19.95
- 1935 **NEW** Same as above, **except**
painted embossed logo in correct
Ford blue (not shown). 48-1130-SSPT 32.75



- 1936 Black steel outer with stainless steel
center, "V8" embossed, 11-3/4",
passenger & pickup. 68-1130-SS 44.00
- 1937 "V8" embossed, 11-3/4",
average quality 78-1130-SS 85.25
- 1938 "V8" embossed, 11-3/4",
Deluxe, average quality. 81A-1130-SS 85.25



- 1939 "V8" embossed, 11-3/4",
average quality 91A-1130-SS 85.25
- 1940 "V8" embossed, 8-1/4",
standard & pickup 01C-1130-SS 32.75
- 1940 "Ford Deluxe" embossed, 8-1/4",
Deluxe 01A-1130-SS 32.75



- 1941 "Ford" embossed, 8-1/4", Deluxe,
41-42 pickup 11A-1130-SS 24.75
- 1942 "Ford" embossed, 8-1/4", Deluxe,
46 pickup. 21A-1130-SS 24.75
- 1946 "Ford" embossed, 8-1/4", Deluxe . 51A-1130-SS 32.75
- 47-48 "Ford" embossed, 8-1/4", Deluxe &
passenger, 47-56 pickup. 6A-1130-SS 24.75

Stainless Steel Smooth Hub Caps (5 required)

Smooth hub caps are great for the hot rod look. They're made to look like the original hub caps, but don't have logos embossed into them.



- 32-35 Looks like 32-33 Ford hub cap,
passenger & pickup, 5-3/4" BS-1130-SS 19.95
- 32-35 Looks like 1932 V8 Ford hub cap,
5-3/4", passenger & pickup. 18-1130-PSS 19.95
- 32-35 Looks like 1933 Ford hub cap,
5-3/4", passenger & pickup. 40-1130-SS 19.95

The smooth hub below caps will also fit any Ford 40-48 passenger & 40-56 pickup, making them great for a custom look.



- 40-48 Looks like 1940 Ford
hub cap, 8-1/4" 01AS-1130-SS 24.75
- 40-48 Looks like 1941 Ford
hub cap, 8-1/4" 11AS-1130-SS 24.75
- 40-48 Looks like 42-48 Ford
hub cap, 8-1/4" 21AS-1130-SS 22.95
- 40-48 Looks like 1942 Mercury
hub cap, 8-1/4" 29AS-1130-SS 46.50



Stainless Steel Mercury Hub Caps (5 required)

Mercury hub caps will also fit any Ford 40-48 passenger & 40-56 pickup, making them great for a custom look.



1942	"Mercury" embossed, 8-1/4"	29A-1130-SS	62.00
1946	Mercury head embossed, 8-1/4"	69M-1130-SS	62.00
47-48	"Mercury" embossed, 8-1/4", Deluxe	59A-1130-SS	68.25

Stainless Steel Wheel Trim Rings (4 required)

New tires? Check. New hubcaps? Check. Think you're all done? No, not until you finish it off with some of MAC's wheel trim rings! These wheel trim rings are manufactured to original specifications & might not fit aftermarket steel wheel rims. They were an accessory for 1940-48, but will also fit other years with the prior rims.

40-46	14", 4 ribs	01A-18303-14	24.75
40-46	15", 4 ribs	01A-18303-15	24.75
40-46	16", 4 ribs	01A-18303-16	24.75
47-48	14", smooth	6A-18303-14	32.75
47-48	15", smooth	6A-18303-15	32.75
47-48	16", smooth	6A-18303-16	32.75



Stainless Steel Wheel Inner Beauty Ring (4 required)

These rings are for 16" wheels.

40-41	6 ribs	01A-18303-SS	60.95
-------	--------	--------------	-------



OS All tires are oversize & require additional shipping charges. If tires must be shipped to MAC's, there will be an additional charge of \$15.00 per tire to cover shipping expenses. This applies to any Alaska, Hawaii, Puerto Rico, foreign, C.O.D., or walk-in order. Sorry, no exceptions.

16" Blackwall Tires

35-48	5.50 x 16", Goodrich	V1500A	140.95
35-48	6.00 x 16", Firestone	V1500B	140.95
35-48	6.50 x 16", Firestone	V1500D	150.95
35-48	6.00 x 16", Goodrich	V1500E	140.95
38-42	6.00 x 16", "Ford" script	V1500W	175.95

16" Whitewall Tires

35-48	6.00 x 16", Firestone, 3-1/4" whitewall	V1500F	160.95
35-48	6.00 x 16", Coker Classic, 3" whitewall	V1500G	149.95
35-48	6.50 x 16", Firestone, 4" whitewall	V1500H	164.95
35-48	6.00 x 16", Goodrich, 3-1/2" whitewall	V1500I	167.95
35-48	5.50 x 16", Goodrich, 2-1/4" whitewall	V1500J	159.95
38-42	6.00 x 16", "Ford" script, 3-1/4" whitewall	V1500M	229.95
38-42	6.00 x 16", "Ford" script, 3-1/2" double whitewall	V1500U	295.95

16" Whitewall Radial Tires

38-52	P215/70R16, 7.10 x 16", American Classic, 2-1/4" whitewall radial	16WAA	205.95
38-52	P235/70R16, 8.20-9.00 x 16", American Classic, 2-1/2" whitewall radial	16WAB	218.95
38-52	550R16, Coker Classic, 2-3/4" whitewall	16WCA	230.95
38-52	600R16, Coker Classic, 3" whitewall	16WCB	232.95
38-52	650R16, Coker Classic, 3-1/4" whitewall	16WCC	257.95
38-52	700R16, Coker Classic, 3-1/2" whitewall	16WCD	272.95
38-52	750R16, Coker Classic, 4" whitewall	16WCE	285.95

17" Blackwall Tires

33-34	5.50 x 17", Firestone	V1500L	132.95
33-34	5.50 x 17", Goodrich	V1500N	132.95

17" Whitewall Tires

33-34	5.50 x 17", Firestone, 3-1/4" whitewall	V1500Q	174.95
33-34	5.50 x 17", Goodrich, 3-1/4" whitewall	V1500R	174.95
33-34	5.50 x 17", Goodrich, 3-1/4" double whitewall	V1500S	250.95

17" Whitewall Radial Tires

33-34	P205/50R17, 17" tire, American Classic, 7/8" whitewall radial, this tire will not fit OE rims, it needs a 5-1/2" - 6-1/2" rim	V1500T	235.95
-------	---	--------	--------

18" Blackwall Tires

1932	5.50 x 18", Firestone	V1500V	133.95
------	-----------------------	--------	--------

18" Whitewall Tires

1932	5.50 x 18", Firestone, 3-1/4" whitewall	V1500Y	172.95
------	--	--------	--------

Inner Tubes, Rim Liner & Accessories

32-34	Inner tube, 5.50 x 17" & 5.50 x 18", rubber stem	V1505B	17.95
35-48	Inner tube, 5.50-6.00 x 16", rubber stem	V1505A	18.75
26-48	Rim liner, 17"-21" wheels, wide extra heavy	A2892RL	2.75
ALL	Spoke brush for wire wheel cleaning, great accessory	BRUSH	4.15
26-35	Wire wheel spoke straightener, exact copy of original, this tool will help get bent spokes back into position	A1015TOOL	73.50

ALL	Tire gauge, with case, a reproduction of the original Model A accessory	A18413	34.95
09-34	A copy of Model A original equipment, with black enamel with a hardwood handle. This pump is for show only, but if you order A17052ADAP, a check valve, you will be able to use the pump to inflate your tires on the road	A17052	54.95
09-34	Adapter/check valve for A17052 tire pump, this allows you to use A17052 as a working pump	A17052ADAP	23.95

Plastic Tire Valve Stem Cap Sets

A great way to dress up your tires. High quality, 5-piece plastic sets.

ALL	Gold crown	A1503GVC	8.25 set
ALL	Red crown	A1503RVC	8.25 set



Inner Tubes, Rim Liner



- 32-34 Inner tube, 5.50 x 17" & 5.50 x 18", rubber stem V1505B 17.95
- 35-48 Inner tube, 5.50-6.00 x 16", rubber stem V1505A 18.75
- 26-48 Rim liner, 17"-21" wheels, wide extra heavy A2892RL 2.75

Vinyl Spare Tire Covers

These spare tire covers have a drawstring on the back side for a snug fit. Made from Naugahyde for easy cleaning.



- 32-34 "Ford" script, 17" or 18", black V1395VB18 29.95
- 32-34 "Ford" script, 17" or 18", tan V1395VT18 29.95
- 35-48 "Ford" script, 16", black V1395VB16 29.95
- 35-48 "Ford" script, 16", tan V1395VT16 29.95

Spare Tire Side Mount Grommets



- 28-34 Acts as an anti-rattler, has circular center, which is approximately 1" diameter A1410A 1.15
- 1932 Like original, acts as an anti-rattler, has an oblong center which is 1-5/8" x 1-1/8" B-1410 2.45

Spare Tire Mount Kits & Hold Downs



- E32 Side mount spare tire hardware kit (shown) B-1430-E 23.25 kit
- L32 Side mount spare tire hardware kit, passenger, 32-34 pickup B-1430-L 23.25 kit




- 37-38 Spare wheel & tire fastening hold down, painted black, passenger, 39 convertible 78-1492 65.25
- 42-48 Spare tire hold down, painted black, convertible 21A-1492 65.25

Spare Tire Trim Rings, Seals & Parts



- 33-34 **OS** Spare tire cover trim ring, stainless steel moulding, bead only, 17" tire 40-1350 97.95
- 35-36 **OS** Spare tire cover trim ring, stainless steel moulding, bead only, 16" tire 48-1350 97.95



- 33-36 Spare tire cover rubber seal, passenger, 32-48 station wagon, 41-51 Mercury station wagon 40-1351 7.95



- 1936 Spare tire lock ring seal, inner lock ring seal 68-1351 9.95
- 32-48 Spare tire lock key blank, "Hurd" 91A-3686-KC 5.50

Spare Tire Side Mount Fender Well

Side mounts have always been a very popular option for collectors since the earliest days of the hobby. At the Ford factory, when only one side mount spare tire was used, it was normally placed on the driver's side. Cars with dual side mounts were uncommon & eventually became desirable for collectors. This both drove up the price & made them a rare find. But today, MAC's is proud to offer our steel fender well for easy installation into your steel front fenders, left or right. Now restorers often opt for the classic look of dual side mounted spare tires.



- 1932 Steel, with drain hole B-16031 32.00



Wheel Hub Bolts & Nuts



- 32-79 Hub bolt nut, passenger & pickup, with 1/2" x 20 threads (20 required) B-1012 0.50
- 28-48 Hub bolt nut cupped washer, passenger & pickup, solves that worn wheel stud hole problem & prevents paint from chipping when nuts are tightened (20 required) A1012WS 0.45
- 28-35 Hub bolt, front & rear, passenger & pickup, straight sided with 1/2" x 20 threads, also 37 passenger & commercial, .62" x 1.44" (20 required) A1107 0.60
- 36-48 Hub bolt, front & rear, passenger, 36-47 commercial, 39-47 pickup, .56" x 1.56", straight sided, 1/2" x 20 threads (20 required) 68-1107 2.50



- 40-48 Hub bolt, front & rear, for use only with 21A-1125 (brake drum), .56" x 1.74", straight sided, 1/2" x 20 threads (10 or 20 required) 68-1107-F 4.75
- 40-48 Hub bolt, front & rear, passenger, 40-47 commercial, .56" x 1.38" overall length, straight sided, with 1/2" x 20 threads (20 required) 01A-1107-A 2.40
- 41-48 Hub bolt, front & rear, passenger, 42-47 commercial, .62" x 1.46", round, with 1/2" x 20 threads (20 required) 01A-1107-C 2.40



- 40-48 Hub bolt, front, passenger, 46-48 commercial, .62" x 1.52", round, with 1/2" x 20 threads (10 required) 51A-1107 3.00
- 35-47 Right front hub bolt, truck, .88" x 2.50", with 3/4" x 16 threads (5 required) 51-1107 3.90
- 35-47 Left front hub bolt, truck, .88" x 2.50", with 3/4" x 16 threads (5 required) 51-1108 3.90



- 32-37 Right rear hub bolt, truck, .78" x 3.16", with 3/4" x 16 threads, 1 ton or greater (5 required) BB-1118 5.75
- 32-37 Left rear hub bolt, truck, .78" x 3.16", with 3/4" x 16 threads, 1 ton or greater (5 required) BB-1119 5.75
- 38-47 Right rear hub bolt, truck, .88" x 2.62", with 3/4" x 16 threads, **except** 122" wheel base (5 required) 81T-1118 2.65
- 38-47 Left rear hub bolt, truck, .88" x 2.62", with 3/4" x 16 threads, **except** 122" wheel base (5 required) 81T-1119 2.65



- 30-70 Right front & single rear wheel hub nut, truck, .875" x 1.50", with 3/4" x 16 threads, **except** 122" wheel base (5 required) BB1120 2.15
- 30-70 Left front & single rear wheel hub nut, truck, .875" x 1.50", with 3/4" x 16 threads, **except** 122" wheel base (5 required) BB1121 2.15

Inner Rear Wheel Nuts (Dual Rear Wheel) Except 122" Wheel Base (5 required)



- 30-70 Right inner rear wheel nut (kind of like a bolt), truck, stamped "R" BB1132 3.25
- 30-70 Left inner rear wheel nut (kind of like a bolt), truck, stamped "L" BB1133 3.25
- 30-70 Right outer rear wheel nut, truck, stamped "R" BB1134 1.55
- 30-70 Left outer rear wheel nut, truck, stamped "L" BB1135 1.55

Rear Wheel Pullers



- 28-48 Rear wheel puller, reproduction of K.R. Wilson ABV-156, eliminates the hassle of rear hub removal, won't damage axles A1114T 170.00
- 28-48 Rear wheel puller, does a great job while not harming the hub, no more hard pulling, top quality economy version A1113T 75.00



Remove the axle nut & washer, screw on the knock-off tool & hit the end of the tool with a hammer to loosen the wheel. This economy version won't damage the axle or your wallet!



- 09-48 Knock-off type wheel puller, rear axle WK4235 2.90

Hub Bolt Tools



- 28-48 Removal tool, use to cut swedges, enabling you to remove & replace pressed-in studs without damaging the drum. A1107T 89.95
- 28-48 Installation tool, use with a 20 ton hydraulic press to swedge the shoulder against the drum, instructions included A1109T 7.95



Brake Drums

Ford wheels used a 5-1/2" bolt circle from 1928-35 & 1940-48, a 10-1/4" bolt circle was used from 1936-39.



40-48 Front & rear brake drum, passenger, 40-47 pickup, hub mounts from inside drum, 3-1/4" hub OD, top quality U.S. made, requires special proprietary stud 68-1107-F, 12" x 1-3/4" (4 required) 21A-1125 120.00

40-48 Same as above, **except** high quality foreign made, use stud 68-1107 21A-1125-F 115.75

40-48 Front & rear brake drum, passenger, 40-47 pickup, where hub mounts outside drum, 4" hub OD, 12" x 2-1/8", use stud 51A-1107 (4 required) 51A-1125 90.95



40-48 Front or rear brake drum, passenger, 40-47 pickup, hub mounts from the inside of drum, 3-1/4" hub OD, with 2" wall, which will accept 12" x 2" or 12" x 1-3/4" shoes, will work on 1928-39 hydraulic converted vehicles, U.S. made (4 required) 21A-1125-2 125.00

40-48 Same as above, **except** Lincoln style, finned for better cooling & styling, U.S. made (4 required) 21A-1125-2L 125.00

Front & Rear Wheel Hubs (2 required)

Both of these hubs have the studs pressed into them. They have a 5" x 5-1/2" bolt pattern. They are for use with original or reproduction 1940-48 style "slip-over" drums (21A-1125 or 21A-1125-F shown above).



40-48 Front, includes a bearing race & dust cap, you will need bearings B1201T & B1216T, U.S. made 21A-1105 155.00

40-48 Rear, keyed for use with a stock axle & includes a bearing race, seal & lock ring, U.S. made 21A-1115 215.00

Wire Wheel Support Plates

A must to safely & securely run Model A style wire wheels when using 1940-48 hydraulic brake drums. These prevent the bending, cracking & elongating of bolt holes on the wire wheels.



28-35 4 plates, U.S. made A1015SP 95.00 set

Front Hub Grease Caps (2 required)



31-35 Retainer cup, thread-on cap, passenger & pickup A1139 5.50

36-45 Retainer cup, thread-on cap, passenger & pickup, includes 122" wheel base 68-1139 4.45

46-54 Retainer cup, press-on cap, passenger, 45-47 commercial, 45-56 pickup, 122" wheel base 51A-1139 3.95

Rear Wheel Grease Seals (2 required)



28-38 Passenger & pickup, top quality, 3.195" OD B1175T 9.85

28-38 Passenger & pickup, 3.195" OD B1175 3.50

38-48 Passenger, 38-47 commercial, 2.84" OD 78-1175 3.85

30-34 2 ton truck, 4" OD BB1175A 14.50



34-52 2 ton truck, 4.56" OD, trucks with full floating wheel axle, **except** 122" wheel base BB-1175-C 21.95

39-51 3/4 ton truck, 3.48" OD, 122" wheel base 91D-1175 7.75

38-51 1 ton truck, 3.60" OD, 122" wheel base 61-1175 7.75

Rear Wheel Grease Seal Retainer Snap Rings & Hub Gasket (2 required)



28-38 Rear wheel bearing grease seal retainer snap ring, 3-11/32" OD, passenger & pickup B1180 1.35

38-48 Rear wheel bearing grease seal retainer snap ring, 3" OD, passenger, 38-47 commercial 78-1180 1.20

28-48 Rear wheel hub gasket, fiber, passenger, 28-47 pickup A4244 0.40

Front Wheel Grease Seals, Retainer Washer & Spindle Nut (2 required)



28-34 Passenger & pickup, 2.48" OD, top quality B1190U 6.10

28-34 Passenger & pickup, 2.48" OD B1190 1.85

35-48 Passenger & commercial 122" wheel base, 35-47 3/4 ton "D" truck, 2.68" OD 48-1190 3.10

39-56 Full size truck, **except** 122" wheel base 1 ton truck, 3.31" OD 91T-1190 5.50

40-56 1 ton truck, 2.75" OD, use with 59Y-1102-3, which is currently not available 01Y-1190 4.85



28-54 Retainer washer, passenger, 28-56 commercial 122" wheel base truck B1195 1.00

32-35 Front spindle to hub castle nut & cotter pin, 3/4"-16 B1193 1.25 set

36-48 Front spindle to hub castle nut, 3/4"-16 351129-S 3.95

Seal Puller

Use on any oil or grease seal. Place the tip behind the seal, press & pull.



ALL Universal, two tip sizes fit almost all applications X1175 9.50



Front Wheel Bearings & Races

Front Wheel Bearing & Race Sets (2 required)



28-48 Timken brand, includes (1) B1201T, (1) B1202T, (1) B1216T & (1) B1217T, passenger, 28-47 3/4 ton truck, includes commercial 122" wheel base B1201/17T 42.50 set



40-47 1 ton truck, 122" wheel base, includes (1) 01Y-1201 & (1) 01Y-1202 . . . 01Y-1201-ST 23.25 set

Front Wheel Inner Bearings (2 required)



28-48 Passenger, 28-47 3/4 ton truck, includes commercial 122" wheel base B1201T 13.75
 30-37 Big truck BB1201 18.95
 1938 Big truck, **except** 122" wheel base 81T-1201 33.50
 40-47 1 ton truck, 122" wheel base 01Y-1201 17.50

Front Wheel Inner Races (2 required)



28-48 Passenger, 28-47 3/4 ton truck, includes commercial 122" wheel base B1202T 9.25
 30-37 Big truck BB1202 16.75
 1938 Big truck, **except** 122" wheel base 81T-1202 14.75
 40-47 1 ton truck, 122" wheel base 01Y-1202 7.75

Front Wheel Outer Bearings (2 required)



28-48 Passenger, 28-47 3/4 ton truck, includes commercial 122" wheel base B1216T 14.25
 30-37 Big truck BB1216 18.75
 1938 Big truck, **except** 122" wheel base 81T-1216 34.50
 39-47 Big truck, **except** 122" wheel base 91T-1216 26.25

Front Wheel Outer Races (2 required)



28-48 Passenger, 28-47 3/4 ton truck, includes commercial 122" wheel base B1217T 7.50
 30-37 Big truck BB1217 12.50
 1938 Big truck, **except** 122" wheel base 81T-1217 14.50

Bearing Grease Packer Kit

Applies fresh grease evenly to virtually any bearing. The old grease is forced out onto the cone for easy clean up.



ALL Universal, 4-1/2" diameter cone X6150 9.50 kit

Grease

Premium Timken brand wheel grease in a 1 lb. tub with special additives to prevent rust & reduce wear. A must have for installing new bearings & cups!



ALL 1 lb. container GREASE 5.50

Rear Wheel Bearings & Races (2 required)



Rear Wheel Outer Bearings

28-36 3.19" OD, 1-23/32" long, passenger & pickup. B1225 24.50
 36-48 Passenger, 36-47 commercial, 2.84" OD, 1-21/32" long 68-1225 29.50
 34-55 Big truck, **except** 122" wheel base BB-1240 30.75

Rear Wheel Outer Races



34-55 Big truck, **except** 122" wheel base BB-1239 18.75
 38-51 1 ton truck, 122" wheel base 61-1239 14.50

Rear Wheel Outer Bearing



38-51 1 ton truck, 122" wheel base 61-1240 44.75

Rear Wheel Inner Race



38-47 1 ton truck B6J-1243 12.25

Rear Wheel Inner Bearing



38-47 1 ton truck B6J-1244 21.95

Rear Axle Shaft Outer Lock Washer



38-47 3/4 & 1 ton trucks, 2.76" OD, 122" wheel base 61-1124 2.20

Rear Hub Race Repair Kit (2 required)



28-36 For pitted or worn hubs, includes race, bearing, Loctite adhesive & instructions A1115RK 85.25 kit



Relined Brake Shoe Sets (Passenger & 1/2 Ton Pickup) (2 sets required)



32-34	Molded, 4 pieces, front or rear	18-2001-M*	40.00 set
32-34	Same as above, except woven	18-2001-W*	52.50 set
35-37	Molded, 4 pieces, front or rear	48-2001-M*	40.00 set
35-37	Same as above, except woven	48-2001-W*	52.50 set
37-38	Molded, 4 pieces, front or rear	78-2001-M*	40.00 set
37-38	Same as above, except woven	78-2001-W*	52.50 set

* \$50.00 core fee applies per set, see page 57 for details.

Brake Lining & Rivet Sets

Brake shoes & linings can be "arched" to ensure that when pedal pressure is applied, it is distributed equally over the entire surface of the lining. Brake shoes should be accurately ground so that they make full contact in the brake drum—your local brake shop can perform this service. MAC's brake lining & rivet sets are offered in both molded & woven material & include enough pieces & rivets for all 4 wheels. Woven lining was used originally on Ford cars. One set does one car.



32-34	Molded, passenger & 1/2 ton pickup	18-2007-M	59.95 set
32-34	Woven, passenger & 1/2 ton pickup	18-2007-W	85.00 set
35-38	Molded, passenger & 1/2 ton pickup (shown)	78-2007-M	57.50 set
35-38	Woven, passenger & 1/2 ton pickup	78-2007-W	95.00 set

Brake Lining & Rivet Sets (1 Ton Truck)



28-34	Molded material, 2-3/8" wide, enough for 2 rear drums	BB2021	93.00 set
28-34	Same as above, except woven material, not pre-drilled or cut to needed length.	BB2021A	135.00 set

Brake Shoe Lining Riveting Tool

Removes old rivets, drills & countersinks lining & swedges new rivets. Great for any home mechanic who wants to make a tough job easier.



26-48		X2018	25.00
-------	--	-------	-------


Hydraulic Brake Adapter Set

This set adapts 1939-48 backing plates to 1928-36 spindles.



28-36	Set includes 2 bearing spacers & 2 backing plate spacer rings	X2000	17.95 set
-------	---	-------	-----------

Front Brake Roller Track Kit



32-34	Includes 2 rollers, 4 mounting rivets & installation tool	B-2011-K	31.95 kit
-------	---	----------	-----------

Brake Shoe Rollers



28-34	Save .436" ID x 1.240" OD x .245" thick, 16 pieces	B2023S	15.75 set
28-34	Same as above, except each (16 required)	B2023	1.05
35-38	Truck front & rear, 122" wheel base, .37" ID x 1.04" OD x .31" thick (8 required)	51-2023	2.65

Brake Shoe Retracting Springs



28-34	5-7/8" (4 required)	A2035	1.50
35-36	6-1/2" (8 required)	48-2035	2.45

Brake Shoe Return Spring Pliers

ALL	NEW Pliers allow for easier removal & installation of return springs, socket end used for removal, notched end used for installation	TOOL-2035	24.95
-----	---	-----------	-------



Brake Shoe Adjusting Wedges & Parts



28-36	Wedge with square end to affix to backing plate, US made, with correct plating & case-hardened (4 required)	A2041	8.30
28-36	Wedge, 1 ton (4 required)	BB2041	22.75
37-38	Wedge, passenger front & rear, 38 122" wheel base truck front only (2 or 4 required)	78-2041	6.50




28-36	Wedge wrench, slips over square end of A2041	A2041T	10.10
28-36	Wedge dust cap, cup shaped, a definite need when replacing A2041 (4 required)	A2041C	1.20

Brake Shoe Adjusting Links (8 required)



28-34	Passenger & commercial	A2042	5.40
35-36	Passenger & pickup	48-2042	5.50



L36	Passenger & 1/2 ton truck, use with 68-2041 (currently not being reproduced)	68-2042	6.85
37-38	Passenger & pickup	78-2042	4.65

Shoe Roller Pins




28-34	Save Brake shoe roller pin set, hardened & cadmium plated, passenger & pickup, .616" head x 1.141" long	A2045HS	4.20 set
28-34	Same as above, except each (8 required)	A2045H	0.60
35-36	Brake shoe roller pin, passenger & commercial, 122" wheel base truck, .44" head x .78" long (8 required)	48-2045	1.25



Brake Energizer Kits



- 28-34 Front brake operating wedge stud set with improved equalizer floating feature. . . B2051FL 24.95 set
- 32-34 Top quality Flat Head Ted™ kit, improves brakes, floats all shoes 100% for greater contact area, more affordable than hydraulic brakes, hardened components, includes instructions, no drilling, cutting or welding required 18-2051-TQ 155.00 kit
- 32-34 **NEW** Same as above, **except** truck, Model BB AA2051FLTQ 280.00 kit



- 35-38 Brake energizer kit, allows brake shoes to float, increasing the surface area, great accessory, 4 pieces. 48-2043 61.95 kit



- 35-36 Top quality Flat Head Ted™ kit, improves brakes, floats all shoes 100%, more affordable than hydraulic brakes, hardened components, includes instructions, offers decreased pedal effort with increased braking power . . . 48-2051-TQ 105.00 kit
- 37-38 Same as above, **except** years of application 68-2051-TQ 110.00 kit

Front Brake Operating Wedge Stud & Parts



- 28-34 Front brake operating wedge, passenger & pickup (2 required) B2050 13.95
- 28-34 Front brake operating wedge stud, passenger & pickup (2 required) B2051A 7.00
- 28-34 Brake wedge stud mounting nut kit, 2 nuts & 2 cotter pins A2051MB 1.45 kit
- 28-34 Brake wedge stud washer, goes onto wedge stud after the stud is in place, before castle nuts, included in B2051A (2 required) A2052 1.25

Front Brake Grease Baffle (2 required)



- 28-36 Keeps grease off the brake linings, mounts to front backing plate. A2060A 24.75


Front Brake Operating Shafts

These shafts work for both passenger & pickup.



- 28-34 Right, 7.9375" overall length, forged, includes pin. A2076B 22.75
- 28-34 Same as above, **except** left A2077B 22.75
- 35-36 Right, 6.22" overall length. 48-2076 10.80
- 35-36 Same as above, **except** left 48-2077 10.80

Front Brake Shaft Bushing, Reamer & Dust Ring




- 28-36 Bushing, passenger, 30-35 truck (2 required for passenger, 4 for pickup) B2082 0.80
- 28-36 Reamer, .559" fluted reamer, 13" long, so you can do both bushings at once B2082R 119.50
- 28-36 Dust ring, passenger, 30-34 truck (2 required) B2087 0.30

Front Brake Lever & Pin



- 28-34 Lever, forged steel, top quality import, passenger & pickup (2 required) A2084 11.65
- 28-34 Lever pin set, heat to red-hot & peen, passenger & pickup. A2085S 0.80 set

Rear Brake Roller Track Kit



- 28-34 Includes all of the components needed to restore your rear brake roller tracks A2211BC 108.50 kit

Rear Brake Camshaft Bushing, Reamer & Dust Ring



- 28-34 Graphited style, passenger, 35-37 truck front brake shaft bushing (8 required) B2227 0.95
- 28-34 Rear brake camshaft bushing reamer, .688". A2227R 88.75
- 28-34 Rear brake camshaft dust ring, passenger & pickup. B2234 0.50

Rear Brake Camshaft Levers & Pin



- 28-34 Right, forged steel, top quality import, passenger & pickup. A2235C 13.75
- 28-34 Left, forged steel, top quality import, passenger & pickup. A2236C 13.75

- 28-34 Pin, heat to red-hot & peen, passenger & pickup (2 required) A2238 0.40

Rear Brake Cam & Camshaft (2 required)



- 28-34 Rear brake cam, passenger & pickup. B2230 7.50
- 28-34 Rear brake camshaft, 3-7/8" long, passenger & pickup. B2231A 9.20



MASTER BRAKE CYLINDERS



If you want to save yourself hours of time cleaning, honing & rebuilding your old master cylinder, give us a call & order one of our brand new master cylinders. Guaranteed to be expertly assembled from only premium quality parts, it will provide you with years of trouble-free service. All of the master cylinders listed below include a new rubber boot.

- 39-48 Passenger, also 39-52 1/2 ton pickup, includes rubber boot, US made (shown above right) 91A-2140-US 89.95



- 39-48 Same as above, **except** foreign made . 91A-2140 69.95
- 39-52 1 & 2 ton trucks 91T-2140 69.95

Master Cylinder Boot



- 39-48 Rubber, passenger, 39-52 pickup . . . 91A-2180-A 1.95

Master Cylinder Push Rods



- 39-56 Passenger & pickup, 39-47 commercial, 3-5/8" long 91A-2143-A 12.95
- 39-52 1 & 2 ton trucks, 5-1/8" long 91T-2143-A 13.85

Master Cylinder Filler Cap & Gasket



- 39-48 Cap for original master cylinder, 1-1/4" diameter, hexagonal design with passenger, 39-52 commercial & truck 91A-2162-A 9.50
- 39-48 Gasket, fits cap listed above, passenger, 39-52 commercial & truck 91A-2167 0.90

Master Cylinder Cover

- 39-52 Rubberized over steel, plugs in floor, passenger & pickup. 91A-7011136 5.95

Master Brake Cylinder Rebuilding Kits

Check out these convenient & affordable master cylinder rebuild kits. If your unit is still in great shape, with no pitting or rust inside, they're a cost-efficient alternative to new cylinders.



- 39-48 Passenger & 39-52 1/2 ton pickup . . 91A-2004-B 13.95 kit



- 39-52 1 & 2 ton trucks 91T-2004-A 14.50 kit

\$UPER \$AVER \$UPER \$AVER \$UPER \$AVER \$UPER \$AVER

Master Brake & Wheel Cylinder Kits

MAC's master brake cylinder kit contains the following:

- (1) master cylinder, 91A-2140
- (1) left front wheel cylinder, 21A-2062
- (1) left rear wheel cylinder, 91A-2262
- (2) front hydraulic brake hoses, 99A-2079-A
- (1) right front wheel cylinder, 21A-2061
- (1) right rear wheel cylinder, 91A-2261
- (1) rear hydraulic brake hose, 91A-2078-A
- (4) brake shoe retracting springs, 91A-2035

- 39-48 **Save** Passenger, also 39-41 1/2 ton pickup, US made wheel cylinders & master cylinder. 91A-2001-US 265.95 kit
Save more than \$42.00 when you buy the kit.
- 39-48 **Save** Same as above, **except** foreign made wheel cylinders & master cylinder. 91A-2001-KT 219.95 kit
Save more than \$54.00 when you buy the kit.



In the interest of safety, occasionally check the function of the hydraulic stop light switch threaded into the master cylinder. If yours requires replacing, see page 134.



If your master cylinder is the heart of the brake system, then the wheel cylinders are surely the muscles. They directly convert hydraulic pressure into the mechanical motion that presses the brake shoes against the rotating brake drum surface, stopping the vehicle with a huge

amount of friction. If a wheel cylinder freezes up or begins to leak, the entire system ceases to function properly. We have all experienced the frustration of bleeder valves that are stuck, or worse, that break. Be sure your brake system is in tip-top shape with brand new wheel cylinders!

Front Wheel Cylinders

39-41 front wheel cylinders are discontinued. Order the following 42-48 cylinders which will fit 39-41. However, these must be used in pairs because of the piston size change.



- 42-48 Right, US made, 1/2 ton pickup, also 39-41 passenger, commercial 122" wheel base, 3/4 ton truck front & rear 42-47, 1-3/8" x 1" 21A-2061-US 41.95
- 42-48 Same as above, **except** foreign made . . . 21A-2061 37.95
- 42-48 Left, US made, 1/2 ton pickup, also 39-41 passenger, commercial 122" wheel base, 3/4 ton truck front & rear 42-47, 1-3/8" x 1" 21A-2062-US 41.95
- 42-48 Same as above, **except** foreign made . . . 21A-2062 37.95

Many wheel cylinders can be honed & rebuilt with our inexpensive kits. Inspect your cylinders for excessive wear & if you decide to rebuild, give us a call. We'll be happy to send your kits out today!

Front Wheel Cylinder Repair Kits (2 kits required)



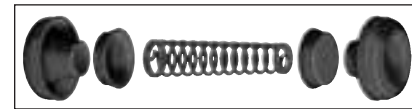
- 39-41 Spring, boots & cups, 1-1/4" x 1", passenger, commercial & 122" wheel base trucks front, 3/4 ton truck front & rear, for original cylinders 91A-2061 & 91A-2062 (currently not being reproduced) 91A-2221 9.50 kit
- 42-48 Spring, boots & cups, 1-3/8" x 1", passenger front only, 42-47 commercial, 122" wheel base, 3/4 ton truck front & rear, for cylinders 21A-2061 (US) & 21A-2062 (US) above 21A-2221 7.00 kit
- 39-52 Spring, boots & cups, 1 & 2 ton truck only, for cylinders 92Y-2261 (not available), **except** 122" wheel base truck 91T-2221 7.75 kit

Rear Wheel Cylinders



- 39-48 Right, US made, passenger, 39-47 1/2 ton pickup, 1-1/8" x 1" 91A-2261-US 41.95
- 39-48 Same as above, **except** foreign made 91A-2261 37.95
- 39-48 Left, US made, passenger, 39-47 1/2 ton pickup, 1-1/8" x 1" 91A-2262-US 41.95
- 39-48 Same as above, **except** foreign made 91A-2262 37.95
- 39-52 Right or left, 1 ton truck only, **except** 122" (2 required) 91T-2261 61.95

Rear Wheel Cylinder Repair Kits (2 kits required)

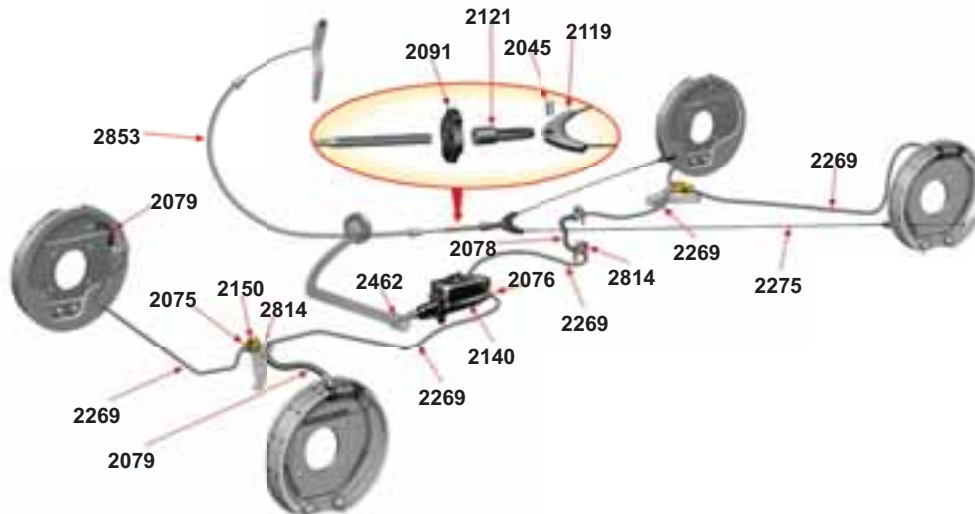


- 39-48 Spring, boots & cups, passenger, 39-47 pickup, for cylinders 91A-2261 (US) & 91A-2262 (US), 1-1/8" x 1" 91A-2128 6.25 kit
- 39-52 Spring, boots & cups, 1 ton truck only, **except** 122", for cylinder 91T-2261 . . . 91T-2128 9.50 kit

Bleeder Screw (4 required)



- 39-48 3/8"-24 x 51/64", passenger front & rear, pickup, 39-47 commercial 122" 3/4 ton, 39-47 122" 1 ton front 8M-2208 1.95





Relined Brake Shoe Sets (Passenger & 1/2 Ton Pickup)

(2 sets required, cams not included)

MAC's uses an experienced & trusted brake shoe rebuilder to be able to provide our customers with high quality relined brake shoes, for reliable braking performance. Replace all the brakes on your car at once, for consistent results at every wheel.

The brake shoes listed below are sold on an exchange basis. Your rebuildable core must be returned in the same box that the relined shoes arrived in. The **\$50.00 core charge** will be refunded if an acceptable core is received within 90 days of purchase date.

Before you install new brake shoes be sure to check the condition of the grease seals. It's good insurance to replace them now & save yourself the trouble later. Call us, we have them in stock & ready for delivery!

What kind of shoes do you need? 1939-45 had a round-shaped ID, 1946-48 had a round-shaped ID with 2 flat sides. The cams needed are not included but listed.



ROUND



ROUND with 2 FLAT sides

- | | | | |
|-------|--|--------------|-----------|
| 39-45 | Molded, 4 pieces, front or rear, passenger, 39-41 pickup | .01A-2001-M* | 53.95 set |
| 39-45 | Same as above, except woven | 01A-2001-W* | 63.85 set |
| 46-48 | Molded, 4 pieces, front or rear, passenger, 42-47 pickup | .51A-2001-M* | 53.95 set |
| 46-48 | Same as above, except woven | 51A-2001-W* | 63.85 set |

*\$50.00 core fee applies per set; see page 57 for details.

Brake Lining & Rivet Sets (Passenger & 1/2 Ton Pickup)

MAC's brake lining & rivet sets are offered in both molded & woven material & include enough pieces & rivets for all 4 wheels. Woven lining was used originally on Ford cars. Order yours today!



- | | | | |
|-------|------------------|-------------|-----------|
| 39-48 | Molded | .91A-2007-M | 62.95 set |
| 39-48 | Woven | 91A-2007-W | 87.00 set |

Brake Shoe Lining Riveting Tool

Removes old rivets, drills & countersinks lining & swedges new rivets. Great for any home mechanic who wants to make a tough job easier.



- | | | | |
|-------|-----------|-------|-------|
| 26-48 | | X2018 | 25.00 |
|-------|-----------|-------|-------|

Brake Shoe Anchor Pins, Cams & Plate Bars (4 or 8 required unless noted)

The springs, clips, cams & other parts that operate your brake shoes are subject to tremendous heat, corrosion & other elements, which tend to weaken them severely. Replace all other hardware while you're doing your brake job to ensure proper performance.



- | | | | |
|-------|--|-----------|------|
| 39-48 | Hold down clip, passenger & commercial, secures brake shoe to backing plate | 51A-2125 | 6.25 |
| 39-45 | Anchor pin, 1/2" x 20 thread, passenger, commercial 122" wheel base, 3/4 ton truck front & rear, 1 ton truck front | .91A-2027 | 7.50 |



- | | | | |
|-------|--|-------------|------|
| 39-45 | Cam, round OD with "D" shaped ID, passenger, commercial 122" wheel base, 3/4 ton truck front & rear, 1 ton truck front | .91A-2028-A | 4.50 |
| 46-48 | Cam, the OD is round with 2 flat sides, the ID is round | .51A-2028 | 3.25 |



- | | | | |
|-------|--|-----------|------|
| 39-45 | Anchor pin plate, passenger, commercial 122" wheel base, 3/4 ton truck front & rear, 1 ton truck front (2 or 4 required) | .91A-2030 | 2.95 |
| 46-48 | Anchor pin plate, front or rear, passenger, 46-47 pickup (2 or 4 required) | .51A-2030 | 3.50 |

Brake Shoe Retracting Springs (2 or 4 required)



Replace the brakes on only one side of your car at a time. That way you can double check where every spring, clip & other small part goes, by looking at the other side.



- | | | | |
|-------|--|-----------|------|
| 39-48 | 6-1/2", passenger, 39-47 commercial 122" wheel base, 3/4 ton truck front & rear, 1 ton truck front | .91A-2035 | 2.50 |
| 39-47 | 8", trucks front & rear, except 122" wheel base, also fits 1 ton trucks rear only | .92Y-2035 | 2.50 |

Brake Shoe Return Spring Pliers

- | | | | |
|-----|---|-----------|-------|
| ALL | NEW Pliers allow for easier removal & installation of return springs, socket end used for removal, notched end used for installation | TOOL-2035 | 24.95 |
|-----|---|-----------|-------|



Hydraulic Brake Backing Plates

12" Bendix style, self-energizing backing plates. Complete with shoes, wheel cylinders & hardware. These look like the original Ford plates, but provide you with the improved braking advantage of the Lincoln passenger car brakes.



- | | | | |
|-------|--|------------|-------------|
| 28-36 | Front, for 1-3/4" drum | B-2013-PR | 450.00 pair |
| 37-48 | Front, for 2" drum (shown) | 78-2013-PR | 450.00 pair |
| 32-34 | Rear, without emergency brakes | B-2213-PR | 450.00 pair |
| 35-48 | Rear, with emergency brake kit (shown) | 48-2213-PR | 649.00 pair |

We recommend using our 21A-1125-2 or 21A-1125-2L when ordering the backing plates listed above. Please see page 10 for details



Hydraulic Brake Adjusting Wrench

This two ended wrench makes adjusting your juice brakes a cinch. The 3/4" ring wrench has an angled drop, in order to better loosen the jam nut, while the prong end is used in the adjusting cam to set the shoes adjustable heel.



ALL **NEW** Polished stainless steel, instructions included TOOL-2028 31.00

Front & Rear Hydraulic Brake Hoses

It is always a good idea to replace brake hoses if you're uncertain of their condition. Hard-to-see stress cracks or inner deterioration can lead to leaks & brake failure. Check out our extensive supply of hoses for front or rear brakes, make your selection & give us a call right away!



39-48 Front, passenger, 39-47 trucks, 15-3/4" long (2 required) 99A-2079-A 14.75
39-48 Rear, passenger, 39-41 1/2 ton pickup, 8-3/4" long 91A-2078-A 12.75



40-47 Rear, truck, 42-47 commercial, 40-47 D,Y,T,W trucks, 18-1/4" long 01T-2078 16.50

Brake Hose Clip (3-5 required)



39-73 Passenger, 37-79 pickup. 78-2814 0.95

Copper "O" Ring Gaskets

All have .031" thickness & go on the master cylinder outlets or fittings.



39-48 .453" x .687" (2 required) (shown) 91A-2149 0.70
39-48 .593" x .812", 39-47 commercial truck . 91A-2151 0.70
39-48 .515" x .812", 39-47 commercial truck . 91A-2152 0.85
39-52 .500" x .703", truck 91T-2154 0.95


Brake System Outlet Brass Fittings, Connectors & Bolts



39-41 Brass, brakes rear "T" connector, passenger & pickup 91A-2074-A 10.95
41-48 Brass, brakes rear "T" connector, passenger 99A-2074 7.50



39-48 Brass, brakes front connector, passenger, 39-41 commercial 91A-2075 7.75
39-48 Brass, connector bolt, goes thru 91A-2075, passenger, 39-41 commercial 91A-2150 5.85
39-52 **NEW** Connector bolt, rear wheel cylinder, truck (2 required) 91T-2276 9.95



39-52 Brass, brake cylinder connector, rear cylinder inlet, truck (2 required) 91T-2277 4.85
39-40 Master cylinder outlet connector, "V" type, 2 outlets, passenger & pickup 91A-2076 7.50



39-48 Master cylinder outlet connector, straight type, 2 outlets, also 39-41, see note for front wheel cylinders on page 15, passenger, 39-47 pickup 99A-2076 7.50
39-56 Master cylinder outlet fitting bolt, passenger & truck, length 1.41" use 31A-2151 gasket 91A-2077 4.85

Brake Lines (as required)

MAC's offers brake lines in both steel & stainless steel versions—both have 1/4" tubing.



Steel

Stainless Steel

39-48	With 2 fittings, 8" length	V2265A	1.95	V2265AS	4.25
39-48	With 2 fittings, 12" length	V2265B	2.10	V2265BS	4.75
39-48	With 2 fittings, 20" length	V2265C	2.25	V2265CS	8.50
39-48	With 2 fittings, 30" length	V2265D	2.95	V2265DS	8.30
39-48	With 2 fittings, 40" length	V2265E	3.50	V2265ES	9.80
39-48	With 2 fittings, 51" length	V2265F	3.75	V2265FS	10.65
39-48	OS With 2 fittings, 60" length	V2265G	4.50	V2265GS	13.50
39-48	OS With 2 fittings, 72" length	V2265H	4.50	V2265HS	13.50
39-48	20 foot roll, must buy fittings listed below & flared ends will need to be fabricated onto the tubing	V2269	18.50	V2269S	38.75

Brake Line Nuts (as required)

39-48 For steel brake lines only, all body styles 91A-2133 0.55
39-48 For stainless steel brake lines only, all body styles 91A-2133-SS 2.00





Clutch & Brake Rubber Pedal Pads (2 required)

1932	Pyramid rubber, with "Ford" script on back, passenger & pickup.	B-2454	32.95
33-36	Pyramid rubber, passenger & pickup	40-2454	11.20
32-48	Pyramid rubber, with aluminum trim, passenger & pickup	40-2454-AL	19.95
32-48	Pyramid rubber, stainless steel trim, passenger & pickup.	40-2454-SS	28.95
37-40	Pyramid rubber, passenger & pickup	78-2454	10.75
41-48	Round ring design, passenger, 41-56 pickup (shown)	11A-2454	5.50

Brake Pedal Bushings

32-36	1.78" long x .885" ID x .951" OD, passenger, pickup & truck, except C.O.E. (2 required)	B-7526	3.10
37-48	1.80" long x 1.058" ID x 1.129" OD, passenger, 37-47 pickup, 38-47 C.O.E. (2 required)	48-7526	2.50
1939	1" x .94" ID x .887" OD, small, passenger & pickup, 42-47 pickup, 40-47 truck (2 required)	B7508	1.85
1939	1.92" long x 1.193" ID x 1.254" OD, large, passenger, pickup & truck (2 required)	91A-7526	5.95
40-48	.68" long x .75" ID x .8125" OD, passenger, 40-41 pickup, 2 pieces	01A-7526	3.90 set

Brake Pedal to Master Cylinder Rods

39-48	Brake pedal to master cylinder rod, 2" long, passenger, 39-41 commercial.	91A-2462	5.50
39-52	Brake pedal to master cylinder rod, 2 ton truck, 2-1/4" long, except 122"	91T-2462	5.85

Brake Pedal Springs

1932	Brake pedal retracting spring, stainless steel, passenger & pickup, 3-1/8" long.	B-2456	7.25	
1932	Brake cross shaft retracting spring, passenger & pickup.	B-2472	16.25	
33-34	Brake cross shaft retracting spring, passenger & pickup.	40-2472	16.25	
35-36	Brake rod retracting spring, passenger & pickup, 6-5/8" long	48-2472	3.60	
37-38	Brake pedal retracting spring, passenger & pickup, 3-1/4" long.	78-2456	3.00	
1940	Brake pedal retracting spring, passenger, 40-41 pickup, 4-1/4" long	01A-2456	1.95	
42-52	Brake pedal retracting spring, pickup, 40-47 truck, 10-1/4".	01T-2472	3.50	

Brake Pedal to Cross Shaft Rod & Clevis

28-34	16" long.	A2465B	12.95

Front Brake Rods & Cable (2 required)

32-34	Front brake rod, passenger & pickup, 51-7/16" long, might have to cut to length.	40-2495	19.75
35-36	Front brake rod, passenger & pickup, 43-7/16" long.	48-2495	19.75
37-38	Front brake cable & conduit assembly, passenger & pickup, 61-3/4".	78-2494	29.40

We strongly advise replacing any bent brake rods & inspecting holes & clevises for excessive wear. MAC's **oversize brake rod clevis pins (A2463)** can be used to eliminate any play in your system, making your brakes efficient & safe.


Rear Brake Rods & Cable (2 required)

1932	Rear brake rod, passenger & pickup, 56-1/2"	18-2499	19.75
33-34	OS Rear brake rod (brake cross shaft to front axle), passenger & pickup, 32-34 truck, 61-3/8".	40-2499	19.75
35-36	OS Rear brake rod, passenger & pickup, 75-1/2"	48-2499	19.75
37-38	Rear brake cable & conduit assembly, passenger & pickup, 66-3/4".	78-2498	28.75



Brake Rod Clevis & Pins



- 09-36 Adjusting clevis, "fork" type
(1 or 2 required) A2461 2.10
- 28-36 Adjusting clevis, "fisheye" type
(1 or 2 required) A2466 1.95
- 28-36 Same as above, **except** forged A2466F 5.15
-  09-48 Clevis pin, .310" diameter (2 required) ... A2462 0.20
- 09-48 Clevis pin, oversized,
.340" diameter (2 required) A2463 0.25
- 28-36 Clevis lock nut set, 7 pieces A2469S 0.60 set

Clutch & Brake Arm Bumpers



- 32-34 Pedal bumpers B-35184 3.45 pair
- 35-38 Arm bumpers 48-700386 3.50 pair
- 39-48 Arm bumpers, passenger,
39-47 commercial 91A-2476/7527 5.95 pair

Front Brake Rod Strap & Support (2 required)



- 32-34 Strap B-2502 11.75
- 35-36 Support 48-2502 6.75

Rear Brake Rod Supports (2 required)



- 32-34 Support B-2503 9.75
- 35-36 Support 48-2503 9.75

Emergency Brake Lining Set



- 28-38 1 ton, top quality, woven
material, with rivets BB2620A 64.95 set

Emergency Brake Handle




- 33-34 Without ratchet, chrome 40-2780 75.75

Emergency Brake Handle Button & Pin Set



- 28-32 For 3/8" diameter shaft, chrome A2791 2.75 set

Emergency Brake Boots



- 28-36 Black rubber BB7000 2.90
- 28-36 Tan rubber BB7000T 4.75

Trim Plate



- 28-36 Emergency brake boot trim plate,
stainless steel, includes stainless
steel hardware BB7000TR 7.95

Emergency Brake Components


- 29-34 Lever pawl rod, 17-5/8" long, passenger
& commercial, 32-34 pickup B2785 4.45



- L30-37 Pawl, 5/16" thick, passenger
& pickup, 32-34 truck, high-quality,
heat-treated steel A2786D 9.55



- 32-34 Lever cup B-2788 1.05
- 39-42 Lever pawl spring, passenger, 39-47 pickup,
42-47 122" truck (not shown) 91A-2788 2.95
- 46-48 Lever pawl spring, passenger
(not shown) 51A-2788 2.95
- 39-40 Sector, passenger, 39-47 commercial,
42-47 commercial 122" truck 91A-2790 11.75



- 38-42 Lever tension spring, passenger,
38-47 truck, **except** 122" 81A-2793 1.95
- 40-47 Lever sector, big truck, **except** 122"
& C.O.E. 01T-2795 15.50



- 37-79 Cable spring clip, passenger & pickup,
37-47 commercial 122" truck
(1 or 2 required) 78-2814 0.95
- 28-37 Cross shaft clevis, "fisheye" type
(2 required) A2865A 2.15



Hand Brake Cable Stabilizer & Guide Bracket



- 39-40 Hand brake rubber bushing stabilizer, passenger, 39-41 pickup (2 required) 91A-2271 2.50
- 39-40 Hand brake stabilizer, Mercury (2 required) 99A-2271 1.25



- 39-40 Emergency cable guide bracket, without rubber bushing 91A-2271 listed above, passenger, 39-41 pickup. 91A-2272 5.95 pair

Hand Brake Equalizer Bushing



- 41-48 Passenger 11A-2091-A 1.70

Hand Brake Lever Parts



- 39-45 Lever, left hand, passenger, commercial, 122" & 3/4 ton 91A-2104 38.75
- 39-48 Link pin, passenger & commercial, 122" wheel base & 3/4 ton truck (2 required) 91A-2105 1.40



- 39-45 Pin, passenger & commercial, 122" wheel base & 3/4 ton truck (2 required) 91A-2107 1.60
- 46-48 Pin, passenger, 46-47 commercial, 122" wheel base & 3/4 ton truck (2 required) 51A-2107 1.50



- 39-79 Lever pin retainer, passenger, pickup, commercial & truck (4 required) 91A-2106 0.75



- 39-48 Cable spring plate, passenger, 42-47 commercial, 39 122" wheel base truck (2 required) 91A-2113 2.00



- 39-48 Equalizer, passenger, 42-47 commercial, 39 122" wheel base truck only 91A-2119 4.05

Hand Brake Cable Grommet



- 39-40 Hand brake cable grommet at frame, passenger, 39-41 pickup. 91A-2273 2.95

Rear Emergency Brake Cables



- 39-40 Passenger, 39-41 pickup, 39 3/4 ton truck, 122" 91A-2275 15.50



- 41-48 Passenger, 106-1/4" 21A-2275 15.50



- 42-47 Truck, 46" (2 required) 21C-2275 28.75

Rear Brake Cable Boot (2 required)



- 39-48 Passenger, 39-41 pickup. 91A-2597-A 3.00

Front Hand Brake Cables & Conduit



- 37-38 60", passenger & pickup 78-2853 31.25
- 1939 70", passenger, 39-41 commercial, except Sedan Delivery 01C-2853 28.95
- 40-41 77", Ford cars, 40-41 passenger, except 40-41 60 HP & 41 Sedan Delivery. 01A-2853 28.95
- 42-48 87.5", passenger, also 41 wagon 11A-2853 28.95
- 42-47 103.5", pickup 21C-2853 30.95



Sign-up for MAC's Email Deals!



Join the growing family of MAC's customers who receive our exclusive email deals! Be the first to know about our email-only promotions, new catalog releases & newly introduced products.

Rest assured that we NEVER share your information with any third party or company. Simply go to EMAIL SIGN-UP at www.macsautoparts.com & give us your information—it's that easy for you!



Sign-up today & start saving with MAC's!



Front Axle Rubber Bumpers



32-34	Passenger & pickup	B-3020	4.95
35-38	Passenger & pickup (2 required)	48-3020	6.75
39-40	Passenger & pickup, 39-41 commercial (2 required)	91A-3020	6.75
40-47	Pickup (2 required)	21C-3020	5.95
41-42	Passenger, 35-41 commercial, 38-39 122" truck (2 required)	11A-3020	6.20
46-48	Passenger, 7/16" mounting stud, (2 required)	51A-3020	6.85

Front Axle Perch Bolt & Nuts (2 required)



35-37	Front axle bolt (perch), truck	51-3032	24.75
28-48	Perch nut, special design like original, 5/8"-18, passenger, 32-34 & 37-41 commercial, 38-39 122" truck, 35-37 truck	A3036	1.30

Spindle Bolt (King Pin) Sets

Make sure to check your spindle bolt parts periodically. Worn spindle bolt parts contribute to excessive play in steering & "shimmy."



32-34	Passenger & pickup	B-3111	100.00 set
-------	--------------------	--------	------------



35-36	Passenger & pickup	48-3111	97.75 set
38-47	2 ton full size truck, except 122"	81T-3111	84.50 set



37-41	Passenger & pickup	78-3111	39.75 set
42-48	Passenger & 42-52 pickup	21A-3111	39.75 set



30-34	1 ton full size truck	A3111AA	154.25 set
35-37	1 ton full size truck	51-3111	49.95 set

Royal Spindle Bolt (King Pin) Sets

Components are all stainless steel or chrome plated. Includes needle bearings, which eliminate steering wear the original brass bushings caused, making this kit a must for the serious driver. An installation tool is included.



37-41	Passenger & pickup	78-3111-R	315.00 set
42-48	Passenger, 42-52 pickup	21A-3111-R	295.00 set

Spindle Bolt (King Pin) Parts



28-41	Repair set, same as B-3111, 48-311 & 78-3111 sets, except does not include king pins, not for full size truck	A3111X	22.75 set
-------	--	--------	-----------



28-48	Adjusting shims, .020" thick, included in 3111 sets (as required)	78-3107	0.40
28-41	Bushing, bi-metal, 1.06" long, included in 3111 sets (4 required)	A3109/10	1.55
28-48	Thrust bearing for spindle bolt, 1.665" OD, included in 3111 sets (2 required)	B3123	7.35
30-37	Thrust bearing, 2" OD, 1 ton (2 required)	BB3123	4.75
28-48	Locking pin, included in 3111 sets (2 required)	B3122	1.95



28-48	Locking pin nut, included in 3111 sets (2 required)	B3124	2.90
28-48	Felt cup, included in 3111 sets (2 required)	A3120	0.65
28-48	Grease retainer, felt, included in 3111 sets (2 required)	B3125	0.45

28-41	Bushing reamer, this high-carbon steel tool is 19" in length & fluted to ream both spindle bolt bushings at once	A3111R	160.45
-------	--	--------	--------

Steering Arm Adapter



28-34	For 39-48 spindles on a 28-34 axle, when converting to hydraulic brakes	X3131	26.00
-------	---	-------	-------



Front Tie Rods, Housings & Ends



Bent or worn tie rods can lead to steering problems. Replace your old worn out tie rods with MAC's! Our rods are left hand thread on one end & right hand thread on the other, less ends, connects the right & left spindle arms.

Front Tie Rods



28-34 Has right-hand threads on one end & left on the other, replaces commonly bent or corroded rods, passenger & pickup, 43-1/2" B3281 15.00



35-36 Passenger & pickup, 45" 48-3283 44.25

35-47 2 ton truck, except 122" & C.O.E., 45" 51-3281 34.50

37-41 Passenger & pickup, 122" truck, 43.65" 78-3283 44.25

42-52 Passenger & pickup, commercial & 122" truck, 45.8" 21A-3283 44.25

Front Tie Rod Housings



28-34 Right, passenger & pickup (shown) B3285 13.75

28-34 Left, passenger & pickup B3286 12.75

Front Tie Rod Ends



35-48 Right, passenger & 122" truck, 35-64 pickup, must grease after installation (shown) 11A-3270 14.75

35-48 NEW Same as above, except chrome plated (shown) 11A-3270-CH 21.95

35-48 Left, passenger & 122" truck, 35-64 pickup, must grease after installation 11A-3271 14.75

35-48 NEW Same as above, except chrome plated 11A-3271-CH 21.95

35-48 Right, 2 ton truck 7RT-3270 14.95

35-48 Left, 2 ton truck 7RT-3271 14.95

Drag Links



1932 Drag link, tube only, passenger & pickup . B-3305 56.75



35-41 Drag link assembly, includes both ends, passenger, pickup & commercial 122" truck 11Y-3306 89.95




1941 Drag link assembly, includes both ends, passenger & pickup, bent end type 11A-3306 125.00



42-48 Drag link assembly, includes both ends, passenger 21A-3306 93.95

Tie Rod & Drag Link Parts



28-34 Tie rod, drag link repair kit, all internal parts, 10 pieces, with instructions (2 kits required) B3305S 9.50 kit



28-34 Teflon tie rod & drag link rebuilding kit, 16 pieces, the teflon greatly reduces friction, making for a smoother operation, no modifications needed, one kit does both ends A3305SE 36.50 kit

28-34 Tie rod & drag link replacement seat set, Teflon, for A3305SE listed above, 8 pieces A3305TEF 21.75 set



28-34 Tie rod end adjusting tool, removes the threaded plug from the drag link or tie rod end X3300 4.95

35-53 Tie rod end coupling sleeve & clamps, passenger, 35-56 pickup, commercial & 122" truck 11A-3310 9.95



35-53 Front tie rod clamp, passenger, 35-56 pickup, commercial & 122" truck (4 required) 48-3287 2.65

28-34 Drag link ball stud, 1" diameter, threaded style (4 required) B3311 6.50

28-34 Drag link ball stud, weld in replacement type, cut off old ball, drill the hole, insert the ball stud & weld it (4 required) A3311W 3.90

28-37 Drag link & tie rod rubber seal, 3/4" hole (4 required) BB3332 0.60



35-60 Drag link & tie rod rubber seal, passenger, 35-56 pickup 48-3332-ST 5.95 set

28-37 Metal caps for BB3332, 1-1/64" hole (4 required) BB3333 0.70

38-47 Spindle arm ball stud, 3.18" overall length, C.O.E., 40-47 all trucks, except 122" 81W-3284 23.20



Front Radius Rod Mounting Kits

Used to attach the radius rod to the frame center cross member.



- 32-34 6 pieces, includes bolts, castle nuts & cotter pins 18-3405-MT 6.15 kit
- 34-48 6 pieces, includes bolts, slotted hex nuts & cotter pins 40-3405-MT 6.15 kit

Front Radius Rod Ball Bushings & Spacer



- 28-40 Bushing, oil-resistant neoprene, an ideal cure for badly worn or out-of-round steel radius ball, passenger, 32-41 pickup & truck, **except** C.O.E. B3446R 1.70
- 41-48 Bushing, passenger 11A-3446 2.95
- 39-40 Bushing, Mercury 99A-3446 3.95
- 28-40 Spacer, takes the space caused by wear on the radius rod ball, use with the original style stamped steel ball socket, grease prior to installing (as required) A3405W 1.95

Front Stabilizer Bar Bushings



- 40-41 Stabilizer bar bushing, 2" OD, 1.65" long, Deluxe (2 required) 11A-3558 3.75
- 42-48 Passenger (2 required) 21A-5484 3.75
- 42-48 Track bar & shock bushing, rubber, passenger (8 or 16 required) 51A-18197 1.30

Front Stabilizer Swivel



- 40-41 Passenger, 40 Deluxe, **except** Sedan Delivery 01A-3533/34-A 53.75 pair

Steering Column Clamp



- 32-48 Steering column clamp, passenger, 32-47 commercial & truck B-3507 4.85

Upper Column Rubber Bushings, Bearing & Cup



- 32-41 Bushing, passenger & commercial B-3517 4.95
- 32-41 Bushing, same as above, **except** with bronze insert for easier steering effort B-3517-AM 18.95
- 42-48 Bushing, passenger 51A-3517 4.75



- 42-70 Bearing, passenger, pickup & 122" truck 21A-3517 3.95
- 32-36 Cup, lower, passenger, also 37-60 upper cup B-3552 7.50

Steering Worm Gears

The number is stamped on the end of the gear.



- 32-34 13 to 1 ratio, passenger & commercial B-3524 60.00
- 32-34 15 to 1 ratio, passenger & commercial (shown) 40-3524 60.00
- 1935 15 to 1 ratio, passenger & commercial 48-3524 60.00
- 1936 17 to 1 ratio, passenger & commercial 68-3524 64.00
- 37-48 Passenger, 37-52 commercial 78-3524 60.00

Right Hand Only

- 32-34 13 to 1 ratio, passenger & commercial (shown) B-3524-RH 60.00
- 32-34 15 to 1 ratio, passenger & commercial 48-3524 60.00
- 1935 15 to 1 ratio, passenger & commercial 40-3524 60.00
- 1936 17 to 1 ratio, passenger & commercial 68-3524-RH 60.00
- 37-48 Passenger, 37-52 commercial 78-3524-RH 60.00

Steering Worm Gears & Steering Shafts



- 38-39 2 ton truck, **except** C.O.E. & 122" truck 81T-3524 140.00
- 38-40 Ford passenger & 41 Sedan Delivery 01A-3524 145.00
- 41-48 Ford passenger 11A-3524 130.00

Steering Sector Shafts

The sides of the sector shaft should touch the worm & not the tops of the teeth.



- 32-34 13 to 1 ratio, passenger & commercial B-3575-A13 89.95
- 32-34 15 to 1 ratio, passenger & commercial B-3575-B15 97.95
- 1935 15 to 1 ratio, passenger & commercial 48-3575 85.00
- 1936 17 to 1 ratio, passenger & commercial 68-3575 97.95



- 35-37 1-1/2 & 2 ton truck 51-3575 93.00
- 37-48 Passenger, 37-52 commercial 7RC-3575 260.00



- 37-48 Roller & pin kit, used to replace roller using your old steering sector shaft, passenger, 37-52 commercial 7RC-3575-X 59.75 kit
- 40-47 2 ton truck, includes 2 bushings, **except** C.O.E. & 122" truck 01T-3575 77.50

Right Hand Only

- 32-34 13 to 1 ratio, passenger & commercial B-3575-A13-RH 89.95
- 32-34 15 to 1 ratio, passenger & commercial B-3575-B15-RH 89.95
- 1935 15 to 1 ratio, passenger & commercial 48-3575-RH 78.95
- 1936 17 to 1 ratio, passenger & commercial 68-3575-RH 78.95



Steering Worm Bearing Cups

Lower Cups



- 32-36 Passenger & pickup B-3552 7.50
- 37-57 1-15/16" OD, passenger,
37-60 pickup & 122" truck. 8A-3553 21.95
- 29-37 Commercial BB3552 12.75
- 32-37 2 ton truck only BB-3553 15.00
- 38-47 2 ton truck only, **except** 122" 81T-3553 19.95

Upper Cups



- 37-60 Passenger, 37-47 pickup. B-3552 7.50
- 38-47 2 ton truck only, **except** 122" BB3552 12.75

Steering Worm Gear Bearings (2 required)



- 32-35 Passenger & commercial B-3571 10.50
- 36-57 Passenger, 36-60 pickup, commercial &
122" truck 68-3571 6.95
- 29-37 2 ton truck BB3571 10.25
- 38-56 2 ton truck, **except** 122" truck. 81T-3571 8.80

Steering Box Gasket Sets



- 32-36 8 pieces. B-3581 5.60 set
- 37-48 7 pieces, passenger,
37-47 commercial 122" 78-3580-S 7.75 set

Sector Adjusting Kit, Screws & Washers



- 29-36 Steering gear housing adjusting kit, includes:
(1) A3583L, (1) A3549NB, (1) A3549ST,
(1) A3585S, (1) A3584, (1) A3586 &
(1) A3587, passenger & pickup, 29-37 truck.
Please note: the individual parts listed here
are available in MAC's 28-31 Model A
catalog only. A3548KT 20.25 kit



- 29-36 Sector adjusting thrust screw & nut,
9/16"-18, .93" overall length B3577 2.60
- 37-48 Sector adjusting thrust screw, 1.25" overall
length, passenger, 37-47 commercial,
38-47 truck, **except** C.O.E. 78-3577 2.90
- 29-36 Adjuster thrust washer, 1.14" ID,
1.62" OD, .12" thick. A3579A 1.20
- 37-48 Adjuster thrust washer, passenger, 37-47
commercial, 36 truck, 38-47 C.O.E. 78-3579 2.70

Sector Bushings & Needle Bearing (2 required)



- 32-35 Sector bushing, passenger,
32-35 pickup 78-3576 3.05
- 1936 Sector needle bearing, passenger &
pickup, 1-1/8" ID (shown) 68-3576 7.25
- 37-48 Sector bushing, passenger,
37-52 pickup 78-3576 3.05
- 32-37 Sector bushing, 2 ton truck (shown) BB-3576 3.50
- 38-47 Sector bushing, 2 ton truck 81T-3576 4.75

Steering Gear Housing Cover & Gasket


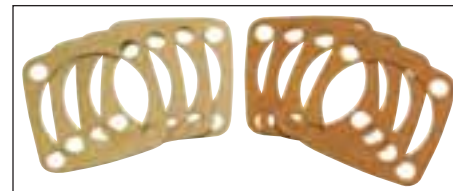



- 37-48 Steering gear housing cover, passenger,
37-47 commercial, 122" & truck 78-3580 6.15
- 37-48 Steering gear housing cover gasket,
passenger, 37-47 pickup. 78-3581 1.30

Sector Shaft Oil Seals & Gaskets



- 35-48 Sector shaft oil seal, retainer, passenger,
35-47 pickup & 122" (shown) 48-3591 3.75
- 38-47 Sector shaft oil seal,
trucks, **except** 122". 81T-3591 3.15



- 32-48  Steering shim gasket set,
(4) B-3593-A & (4) B-3593-C B-3593-AC 5.95 set
- 32-48 Steering shim gasket,
.003" thick paper B-3593-A 0.95
- 32-48 Steering shim gasket,
.010" thick paper B-3593-C 0.95

Pitman Steering Arms (Sector Shaft to Center Link)



- 35-37 2 ton truck 51-3590 46.50
- 38-39 2 ton truck, **except** C.O.E. 81T-3590 46.50
- 1941 Passenger & pickup, for those with a
straight drag link end. 11A-3590-C 46.50



STEERING WHEELS

After you install one of these beauties, you'll think you're pulling out of the showroom!

Steer your restoration in the right direction with an item you'll be proud of, whenever you slide into the driver's seat! These wheels are manufactured exclusively for MAC's (except 01A-3600-D) & are unfinished (they need to be painted).



- 35-36 Standard passenger & pickup, superb reproduction of the molded black original.68-3600-A 170.00
- 37-39 Standard passenger & pickup, superb reproduction of the molded black original.78-3600-A 170.00
- 37-39 "Banjo" style, 39 Deluxe, also 37-38, great quality reproduction with stock center hub, stainless steel spokes with chrome clamps (shown above right)91A-3600-B 195.00



- 1940 Deluxe, gloss black, with horn button01A-3600-D 245.00
- 41-48 "Big Hub" type, standard passenger & truck, a finely detailed reproduction, will not work with accessory horn ring6A-3600-B 155.00

Steering Wheel Nut & Key



- 28-48 Thin style nut, holds wheel to column, 5/8"-18.B3610 0.45
- 28-48 Key, passenger, 32-47 pickup.A3609 1.15

Steering Wheel Restoration Kit

This steering wheel restoration kit provides you with all the materials—including a step-by-step guide—for restoring your wheel to its original condition. Most steering wheel restorations are not complicated & you can use many of the same techniques to restore dash & gear shift knobs, radio buttons & other interior parts.



- 32-48 Kit includes everything you need to restore your steering wheel. POR-901 * 91.95 kit

**HAZARDOUS MATERIAL—can only be shipped ground/surface within the U.S. because of government regulations.*



Horn Buttons, Springs & Parts



- 1940 Button, Standard, dark brown (almost black) 01A-3627 19.75
- 1940 Button, Deluxe, red-brown 01A-3627-B 19.75




- 1940 Button, Mercury, blue 09A-3627 19.75
- 40-41 Button, pickup, with metal retaining bracket, black 01C-3627 39.75



- 42-47 Button, pickup, black 11C-3627-A 19.75
- 42-48 Button, Deluxe, plastic, gold-silver 6A-3627 37.25
- 42-48 Button, Super Deluxe, plastic, silver-red 6A-3627-B 37.25



- 1946 Button, Super Deluxe, plastic, blue-gray with red, gold & chrome 51A-3627-B 54.25
- 1946 Button, convertible & station wagon, plastic, tan with red, gold & chrome 51A-3627-C 54.25



- 1940 Spring, passenger, 40-47 pickup 01A-3626 1.95
- 41-50 Spring, passenger, Super Deluxe 21A-3626 1.95



- 41-48 Retainer ring, holds plastic horn button in horn ring, passenger, Ford & Mercury 6A-3628 11.75
- 41-48 Insulator, passenger, 41-48 Super Deluxe, 41 Special 11A-3672-A 2.95

Horn Button Assemblies

Polished aluminum steering wheel horn button assembly. Fits the original or reproduction 37-39 Banjo steering wheels, our 91A-3600-B. Order 01A-14308 on page 145 to help with wiring.



- 37-39 With "Ford" script on black button, our 11C-3627-A, installed 78-3627-FS 117.00
- 37-39 With "V8" on dark brown, (almost black) our 01A-3627, installed 78-3627-V8 117.00

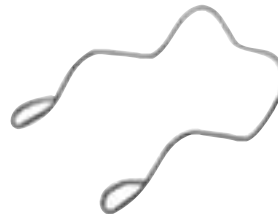
Light Switch Parts



- 28-39 Spider, on end of light rod B3643 3.20
- 28-39 Spider installation tool, makes installation easier by giving you a larger surface to push on, spider tabs fit into the tool to hold it in place for alignment B3643TOOL 7.75



- 28-39 Spider spring B3642 0.60
- 28-39 Spider retainer, U-shaped B3644 0.35



- 28-36 Bail, holds switch to bottom of steering column, cadmium plated B3647 1.45
- 37-39 Bail, holds switch to bottom of steering column, cadmium, passenger, 38-39 pickup 78-3647 4.00



- 28-39 Body housing A11655/67 16.00
- 29-36 Light switch bracket, bolts to bottom of two-tooth steering column, passenger, 32-36 commercial, 32-37 truck B3569 4.15



Ignition Lock Cylinder & Parts



- 35-48 Ignition lock cylinder & key set, for steering column, Ford, passenger, 35-47 commercial & truck, includes 68-3729, requires (1) B-3731 listed below to install 91A-3686 15.95 set
- 35-48 Ignition lock retainer pin, 5/32" diameter, .30" length, passenger & commercial, 35-47 truck68-3729 2.45



- 32-48 Ignition lock cylinder special twist off screw, for 91A-3686, 5/16"-24 x 1-7/16", passenger, 32-47 pickup (1 or 2 required) B-3731 4.25
- 33-34 Ignition switch lever, chrome40-3735 17.75

Ignition Switch Kit



- 1940 Includes lever, button, switch plate & stainless steel, rivets, made to original specifications, **except** polished stainless steel, so it won't wear like the original chrome-plated switches 01A-3676-KT 48.95 kit

Ignition Switch Bodies



- 32-37 Body B-3704 8.95



- 38-40 Body, passenger, 38-47 pickup & truck 81A-3704 13.25




- 41-48 Body 09A-3704 12.50

Ignition Switch Contact Set



- 38-40 Passenger, 38-47 pickup & truck, plastic with brass contacts 81A-3704/9-K 18.75 set

Ignition Lock to Dash Pads



- 1932 Pad B-3682 1.95
- 33-34 Pad40-3682 1.95
- 35-37 Pad, passenger, 32-47 commercial & truck, **except** 41 Sedan Delivery48-3682 1.95



- 38-39 Pad 81A-3682 3.95
- 1940 Pad, passenger, 41 Sedan Delivery (2 required) 01A-3682 1.95
- 41-48 Pad 11A-3682 3.95

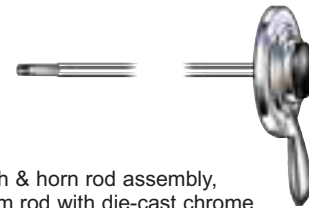
Ignition Switch On-Off Plates

All switch plates are aluminum & include 2 rivets.

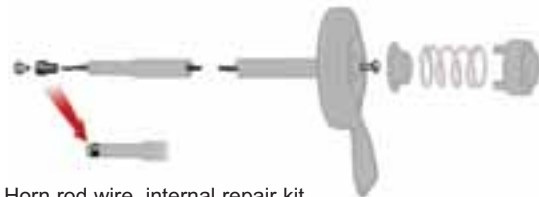


- 1932 Plate B-11556 5.00
- 33-34 Plate40-11556 5.00
- 35-36 Plate, 35-37 pickup48-11556 5.00
- 1937 Plate78-11556 5.00
- 38-39 Plate 81A-11556 5.00
- 40-47 Plate, 40 pickup78-11556 5.00

Light Switch & Horn Rod



- 1932 Light switch & horn rod assembly, aluminum rod with die-cast chrome head, 43" B-3616 41.95



- 28-39 Horn rod wire, internal repair kit, 4 pieces A3616RK 6.25 kit

Modern Style Ignition Switch

- 32-48 **NEW** Universal ignition switch, 4-stud terminal, accessory, off, ignition & start positions, 3/4" mounting diameter, includes 2 keys, for use with replacement 12 volt starter solenoids SR14003 15.50



Ignition Lock Keys



- 32-34 Door lock key blank, "Hurd"78-3686-KA 5.50
- 35-48 Door lock key blank, "Hurd" 81A-3686-KB 4.75
- 32-48 Ignition key blank, "Hurd" 81A-3686-KB 4.75
- 32-48 Spare tire lock key blank, "Hurd" 91A-3686-KC 5.50
- 32-48 Deck handle key blank, "Hurd" 91A-3686-KC 5.50
- 35-48 Glove box key blank, "Hurd" 91A-3686-KC 5.50



KEY FOBS

Show your Ford pride with one of these "fob-ulous" key fobs!

A special car needs a special key fob. Choose from our huge selection. No matter which one you pick, you'll set your classic car keys apart from your daily driver, so call us & place your order today!



- ALL Black leather with blue porcelain "Ford" script emblem FORD/FOB 5.95
- ALL Chrome key fob, with "Ford" script KC-1 5.95
- ALL Black leather with chrome trimmed medallion with "Ford" blue oval FORD/FOB2 5.95



- ALL Black leather with chrome trimmed medallion & "Comet" script FOB/COMET 5.95
- ALL Black leather with chrome trimmed medallion & "Fairlane" script FOB/FAIRLANE 5.95
- ALL Black leather with chrome trimmed medallion & "Galaxie 500" script FOB/GALAXIE500 5.95



- ALL Black leather with chrome trimmed medallion & "Torino" script FOB/TORINO 5.95
- ALL Black leather with chrome trimmed medallion & "Mustang" script FOB/MUSTANG1 5.95
- ALL Black leather with chrome trimmed medallion & "Ford Mustang" script FOB/MUSTANG2 5.95



- 32-48 Leather key fob, "Ford V8", tan with brown text FOB/V8 4.25



- ALL Black leather with chrome trimmed medallion & "Ford Trucks" script FOB/TRUCK 5.95
- ALL Black leather with chrome trimmed medallion & the "Ford" crest FOB/CREST 5.95
- ALL Black leather with chrome trimmed medallion & "Thunderbird" script FOB/THUNDERBIRD 5.95



- ALL Yellow plastic key fob with MAC's phone number MAC/FOB 0.25

Call (800) 777-0948 to Place Your Order, or Order Online at macsautoparts.com

Shop online TODAY for our selection of more than 75,000 parts for your vehicles!



Ring & Pinion Gear Sets



- 32-34 3.54 to 1 ratio, high speed, cruising gears, 6 spline, passenger & pickup 40-4209-HS 595.00 set
- 35-48 3.54 to 1 ratio, high speed, cruising gears, 6 spline, passenger, 35-41 pickup 48-4209-E 450.00 set
- 35-48 3.78 to 1 ratio, 6 spline (10 spline is not available), passenger, 35-41 pickup . . . 68-4209-A 480.00 set

Spline Adapter

- 35-48 6 x 10 spline adapter, passenger, 35-41 pickup48-4684 67.00

Rear Axle Housing Gaskets (as required)

Approximately .0001" of backlash is required between drive & pinion gears. The use of heavier (thicker) gaskets will increase backlash, while a thinner gasket will decrease it.



- 28-32 .006" thick, passenger & pickup B4035/006 1.00
- 28-32 Same as above, **except** .010" thick . . . B4035/010 1.05
- 28-32 Same as above, **except** .016" thick B4035 0.75
- L32-48 Set, includes 4 thicknesses of the banjo gasket (.003", .005", .007", .009") as well as (1) 48-4507, (2) B-4515, speedometer casing gasket, cork coupler housing strip gasket & 2 fiber gaskets 18-4035-ST 21.95 set
- L32-48 Split housing to banjo case gasket (.017" thick), passenger & pickup 18-4035 4.95

Rear Axle Housing Bearing Race Repair Sleeve

- 28-48 Case hardened & precision ground, passenger, 40-47 pickup, requires machining your housing, with instructions A4012US 26.50 kit

Differential Drain Plug

- 28-48 Differential drain plug B4030 0.70
- 28-48 Same as above, **except** magnetic B4030M 1.50

Columbia Overdrive Knobs

- | | | | |
|--|--|--|--|
| | | | |
| 1937 Standard 78-4001-A 9.50 | 1937 Deluxe 78-4001-B 9.50 | 1938 Passenger 81A-4001 9.50 | |
| | | | |
| 1939 Passenger 91A-4001 9.50 | 1940 Deluxe 01A-4001-BB 9.50 | 1941 Passenger 11A-4001 9.50 | |

Pinion Spider, Gears & Washers



- 32-50 Differential pinion gear spider, 2 ton trucks with single speed rear axle, **except** 122" truck 79-4211 24.75
- 37-39 Gear, 2 ton truck with single speed axle, **except** 122" truck, 9 teeth (4 required) . . . 79-4215 24.75
- 39-47 Gear, 2 ton truck with single speed axle, **except** 122" truck, 11 teeth (4 required) 7RT-4215 24.75



- 35-47 Side gear washer, 2.32" ID, 3.56" OD, 2 ton truck with single speed axle, **except** 122" truck 79-4228 2.65
- 37-47 Pinion gear washer, 2 ton truck with single speed axle, **except** 122" truck (4 required) 79-4230 1.30

Differential Bearings & Cups (2 required)

Check your bearings for cracks, pits or scores. Clean them using a solvent. It is recommended that you replace your bearings since they are usually worn out—especially if you drive your vehicle on tours. Also, use a good grease & don't be afraid to use too much or coat neoprene grease seals for improved efficiency!



- 28-E32 Bearing, passenger & pickup, 4 cylinder, Model B, use with A4235 (on next page) (shown) B4221 31.50
- L32-36 Bearing, passenger & pickup, V8, use with 18-4235 (currently not being reproduced) 18-4221 39.50
- 37-48 Bearing, passenger, 37-47 pickup 68-4221 27.75
- 30-34 Bearing, 2 ton truck BB4221A 27.25
- 35-47 Bearing, 2 ton truck, truck with full floating rear axle, **except** 122" truck BB-4221-B 33.95
- 28-E32 Bearing cup, passenger & pickup, for B4221 above (shown) B4222 20.25
- L32-36 Bearing cup, passenger & pickup, for 18-4221 above 18-4222 14.75
- 37-48 Bearing cup, passenger & pickup, for 68-4221 above 68-4222 17.25
- 30-47 Bearing cup, 2 ton truck, for BB4221A & B above BB4222 11.50

Grease

Premium Timken, a must have for installing any new bearings & cups, has special additives to prevent rust & reduce wear.



- ALL 1 pound tub GREASE 5.50

Bearing Grease Packer Kit

Applies fresh grease evenly to virtually any bearing. The old grease is forced out onto the cone for easy clean up.



- ALL Universal, 4-1/2" diameter cone X6150 9.50 kit



Rear Axle Shafts (2 required)

- 28-32 24 tooth, 32.09" long A4235 310.00
- 32-34 18 tooth, 36.56" long, 1 ton truck BB-4235-A 232.50
- 34-47 36.60" long, less gear, 2 ton truck, trucks with full floating rear axle, **except** 122" BB-4235-B 95.00

Rear Axle Shaft Nuts

- 28-48 With cotter pin, modern style nut A4242 1.50 set
- 30-34 1 ton truck (2 required) BB4252A 6.15

Rear Axle Rubber Bumpers (2 required)

- 1932 Passenger & pickup B-5783 7.75
- 33-34 Passenger & pickup 40-5783 8.40
- 35-38 Passenger & pickup 48-5783 5.95
- 39-40 Passenger & pickup 91A-5783 5.95
- 41-48 Passenger 11A-3020 6.20

Rear Wheel Pullers

- 28-48 Rear wheel puller, reproduction of K.R. Wilson ABV-156, eliminates the hassle of rear hub removal, won't damage axles A1114T 170.00
- 28-48 Rear wheel puller, does a great job while not harming the hub, no more hard pulling, top quality economy version A1113T 75.00



Remove the axle nut & washer, screw on the knock-off tool & hit the end of the tool with a hammer to loosen the wheel. This economy version won't damage the axle or your wallet!



- 09-48 Knock-off type wheel puller, rear axle WK4235 2.90

Rear Axle Parts

- 11-48 Rear axle key, passenger & pickup, 2.859" long (2 required) also used on drive shaft to hold pinion drive gear (1 required) . . . A4243 0.65
- 40-47 Pinion locking key, 1 ton truck, 1.38" long, 42-47 commercial 01Y-4243 1.95
- 40-47 Pinion locking key, 2 ton truck, **except** 122" truck, 2" long (not shown) 01T-4243 1.75



- 28-48 Rear axle inner grease retainer, passenger & pickup, also for drive shaft (2 or 3 required) B4245 2.15
- 28-48 Rear axle inner grease retainer installation tool, used to seat B4245 listed above. . . A4246 7.95
- 30-34 Rear axle inner grease retainer, 1 ton truck (2 required). BB4245A 9.75



- 32-48 Axle housing lock nut, 2 ton truck (2 required) BB-4255 6.15
- 09-48 Rear axle tapered shim, for worn axle, passenger & pickup (2 required) B4235SH 0.85

Seal Puller

Use on any oil or grease seal. Place the tip behind the seal, press & pull.



- ALL Universal, two tip sizes fit almost all applications X1175 9.50

600W Oil

Use 600W gear oil for the rear axle assembly. The correct amount will be attained when it is approximately 1/4" below the filler plug—about 1 to 1-1/2 pints.



- ALL 1 quart 600W 8.00

Suction Gun

Incredibly useful for removing old fluids from transmissions, differentials & other places that are normally difficult to drain. Just attach the hose to the gun, insert the other end down into the fluid & draw back the handle to suction grease, oil or other fluid right out!



- ALL M3412 13.25

Differential Filler & Drain Plug (2 required)



- 28-48 Original type B4030 0.70
- 28-48 Same as above, **except** magnetic B4030M 1.50

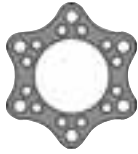


Drive Shaft to Universal Joint Line-up Tool _____



09-48 Exact reproduction, holds universal joint, allowing you to keep fingers out of the bell housing, use on any vehicle that has a closed drive shaft tube A7095T 28.00

Torque Tube Rear Gaskets _____



32-34 Passenger & commercial, 4 cylinder, Model B 18-4507 1.95
 35-48 Use with spline pinion, passenger & commercial, 42-47 122" truck 48-4507 1.50

Universal Joint Housing Gasket & Torque Tube Cap Gasket (2 required) _____



32-48 Passenger, 32-41 commercial B-4515 1.95

Pinion Lock Nuts & Washers _____



28-32 Nut, 1-9/16"-20 x 3/8" thick, 2 ton truck, 32 4 cylinder, Model B, passenger, 32-47 commercial, **except** 122" truck (2 required) B4634 2.40
 32-48 Nut, 1-15/16"-20 x 3/8" thick, passenger, commercial & 122" truck (2 required) . . 18-4634 2.75



28-47 Washer, truck, **except** 122" (4 required) . . . B4636 1.45
 32-48 Washer, passenger, commercial & 122" truck (4 required) 01Y-4636 1.45

Drive Shaft Roller Bearings & Sleeve _____



28-48 Bearing, front, passenger, 32-41 commercial B4645 10.50
 28-48 Sleeve, front, passenger, 32-41 commercial B4655 7.65
 32-39 Bearing, 2 ton truck, **except** 122" truck (2 required) BB-4645 15.75

Drive Shaft Coupling Sleeves, Seals & Parts _____



35-48 Drive shaft coupling sleeve, 6 x 10 spline 48-4684 67.00
 36-48 Drive shaft coupling sleeve, 6 spline, passenger, 37-41 commercial. 68-4684-B 40.95
 40-47 Center drive shaft ball bearing, sealed, truck, **except** 101". B7065 8.40
 40-47 Same as above, **except** top quality US version. B7065US 27.95



40-47 Grease retainer, truck, 42-47 commercial 4-speed 01T-4813 6.15
 40-47 Center drive shaft support rubber cushion, 2 ton truck, **except** 101" 01T-4826-B 5.95
 40-47 Center drive shaft right hand outer seal, 2 ton truck, **except** 101" 01T-4832 10.85
 40-47 Center drive shaft left hand outer seal, 2 ton truck, **except** 101" 01T-4833 12.25

Pinion Grease Seal _____



40-47 Grease seal, 2 ton truck, **except** 122" 01T-4676 6.15

Drive Shaft Slip Yokes _____



40-47 2 ton truck, **except** 122" 01T-4841 47.25

Universal Joint Pinion Flange _____



40-47 3/4 & 1 ton trucks with key-way pinions, 42-47 commercial, 40-47 122" truck 01Y-4851 38.75

Universal Joint Coupling Shaft Rear Flanges _____



40-47 3/4 & 1 ton trucks, 122" truck 01Y-4865 38.75
 40-47 2 ton truck, **except** 101" & 122" truck. 01T-4865 33.75



Drive Shaft



38-39 **WARNER OS** 1 ton truck & 122" truck, 57-3/4" 82Y-4605 77.50

Drive Shaft Lock Pins



32-38 2.04" long, use with 10 spline drive shaft, passenger & commercial (2 required) 48-4607 0.95
37-48 1.70" long, use with 6 spline drive shaft, passenger, 37-41 commercial. 68-4607 0.85

Drive Pinion Bearings (2 required)

Check your bearings for cracks, pits or scores. Clean them using a solvent. It is recommended that you replace your bearings since they are usually worn out, especially if you drive your vehicle on tours. Also, use a good grease & don't be afraid to use too much or coat neoprene grease seals for improved efficiency!



32-34 Bearing, passenger & commercial 18-4621 17.00
35-48 Bearing, passenger, commercial & 122" truck 48-4621 30.50
30-34 Bearing, 1 ton truck. BB4621A 42.25
34-47 Bearing, 2 ton truck with full floating axle, except 122" truck, 38-47 truck, except 122" with 2-speed axle BB-4621-B 47.95

Drive Pinion Bearings, Sleeve & Cup Assembly



30-34 Bearing & sleeve, 1 ton truck BB4614A 92.25

Grease

Premium Timken 1 lb. tub, a must have for installing any new bearings & cups, has special additives to prevent rust & reduce wear.



ALL GREASE 5.50

Drive Pinion Races



32-34 Bearing double race, passenger & commercial 18-4616 73.50
35-48 Bearing double race, passenger, commercial & 122" truck 48-4616 45.25
28-34 Bearing double race, 4 cylinder, Model B. B4616 48.25



30-34 Bearing race, 1 ton truck (2 required) BB4616A 18.95
34-47 Bearing race, 2 ton truck with full floating axle 35-47, except 122", 38-47 truck with 2-speed axle, except 122" (2 required) BB-4616-B 28.95

Pinion Pilot Bearings & Parts



32-48 Pinion pilot bearing, passenger & pickup. 18-4625-A 36.95
32-49 Pinion pilot bearing, 2 ton truck with full floating axle, except 122" BB-4625-B 39.95
38-47 Pinion pilot bearing, 1 ton truck, 122" 8Y-4625 27.75



34-47 Inner pilot bearing race, 2 ton truck with full floating axle, except 122" truck BB-4626-D 6.15
30-47 Pilot bearing snap ring, 2 ton truck BB4627 1.00



32-48 Pinion bearing retainer, passenger & commercial 18-4629 2.35
30-47 Pinion bearing retainer, 2 ton truck BB4629 1.95

Overdrive Kit

Mitchell 26% or 36% overdrive kit, completely replaces drive shaft & torque tube, helical cut Borg-Warner gears for smooth, quiet operation, with speedometer & shifter cables, hardware & instructions, call extension 250 for further details & options.

Note: When ordering, we require the exact year, make & body style of your vehicle. Also, if ordering for a 1935 or 1936 Fordor or Tudor sedan, you will need to modify the front portion of the floor just in front of the rear seat riser. We are not aware of any other years or body styles requiring this modification, but cannot guarantee your vehicle will be exempt from having to make this modification. This has a \$75.00 flat rate shipping fee to destinations within the contiguous U.S.

32-48 V7000 2250.00 kit






If you are doing any sort of major restoration project (replacing the carpeting, working with the firewall, etc.), we can't recommend these following products highly enough. Whether you want a quieter ride, or better insulation, MAC's has just what you need!

Insulation Sheet & Sound Deadener

Dynamat Xtreme®

Enhance your driving enjoyment. Modern cars use much more sophisticated materials to lessen road noise & vibrations inherent in all vehicles. MAC's is proud to offer the best sound deadener on the market, Dynamat Xtreme®. Originally created to improve stereo performance, many restorers & hot rodders use Dynamat Xtreme® to create a quieter cabin environment. Now you can too!



ALL 18" x 32" sheet, this is an easy to use "peel & stick" format. Just peel away the backing paper & the factory applied adhesive does the rest DYNAMAT-0433 29.95

Firewall Insulation

A well-insulated firewall, transmission tunnel & floor pans are a must for any restoration or street rod. The V700770X insulation sheet, with its space-age reflective foil bonded on both sides, is rated R18.3 (700° F heat resistance). Can also be used in kick panels, rumble seat panels, inside door panels & under carpeting.



ALL 48" x 72" x 5/16" V700770X 32.00 roll

Body Insulation Sheeting



ALL Tar coated, original in style, for doors, trunk lid, etc., 36" x 96" x 1/16" piece V5010F 7.75

Jute Backing



ALL 36" x 72" x 1/2", used under floor mat, this synthetic jute is a very popular item with many application uses B13000 19.95

General Trim Adhesive

MAC's recommends the following adhesive for attaching padding to metal or plastic.



ALL 18.1 oz. spray can, 3M brand RSP29* 14.75

See complete insulation kits on page 179

* **HAZARDOUS MATERIAL**—can only be shipped ground within the U.S. because of government regulations.



Body to Frame Bolt Sets



- 37-40 Closed car 78-5000-MB 23.25 set
- 41-48 Closed car 11A-5000-MB 18.60 set

Frame Webbing

Frame webbing is used to eliminate any metal-to-metal squeaks when mounting body to frame.



- ALL Body to frame welt, 2" x 1/8" x 20' roll B5000 21.95 roll
- ALL Same as above, **except** with adhesive backing B5000AS 24.00 roll
- ALL Body to frame welt, 1-1/2" x 1/8" x 20' roll, with adhesive backing B5001AS 23.00 roll
- 32-48 Frame webbing & anti-squeak, oil treated fabric, 1" x 1/16" x 25' roll V5010A 15.00 roll
- 32-48 Frame webbing & anti-squeak, oil treated fabric, 1-1/2" x 1/16" x 25' roll V5010B 16.00 roll
- 32-48 Frame webbing & anti-squeak, oil treated fabric, 2" x 1/16" x 25' roll V5010C 19.95 roll
- 32-48 Body cushion shimming, great for door adjustment, 1" x 1/4" x 10' roll V5010D 19.95 roll
- 32-48 Body cushion shimming, great for door adjustment, 2" x 1/4" x 10' roll V5010E 21.95 roll

Welt & Webbing Kits



Welt & webbing kit, contains welt & webbing needed for the outer grille sides, front fenders at the cowl & the rear fenders, the welt is beaded & has the original grain, the webbing is oil treated, to resist rot, all of the lengths, notches & holes have been pre-cut for easier installation.

- 1940 Passenger, 39 Deluxe, 40-41 pickup 91A-5010-B 59.75 kit
- 37-40 Welt kit, made of the same beaded welting as above, this pre-cut kit is used between the running boards & frame, passenger, 40-41 pickup 91A-5010-C 29.25 kit

Body to Frame Shims

Use body shims (B-5000-SHK) to assist in any door gap aligning or doors that are difficult to shut. These shims measure 2" x 1-1/2" x 1/8" with a 5/8" slot & are helpful when adjusting any improper hood-to-cowl gaps.



- 32-79 Shims, 10 pieces B-5000-SHK 5.75 pkg
- 32-79 Shim (as required). B-5000-SH 0.65

Body to Frame Pad Sets



- 35-36 19 pieces, passenger only 48-5001 68.95 set



- 37-40 34 pieces, passenger only 78-5001 32.95 set



- 1940 Convertible, 34 pieces. 01A-5001 40.00 set



- 1941 19 pieces, **except** Convertible 11A-5001 34.50 set



- 1941 Convertible 11A-5001-B 34.50 set



- 42-48 25 pieces, passenger only 21A-5001 32.95 set



- 1932 Front cross member, Model A style, for street rods, use with a boxed frame, to lower the front approximately 1" . . . A41000770 79.95

FRONT LICENSE PLATES




Front License Plate Brackets

Painted Black, Original Style



1932	Painted black.	B-5034-B	32.75
33-36	Painted black.	40-5034-B	18.60
37-38	Painted black, passenger, 39 Standard.	78-5034-B	29.75
1940	Painted black, passenger, 39 Deluxe & 40-41 pickups.	91A-5034-B	19.75

Stainless Steel, Street Rod Style



1932	Stainless steel, street rod item	B-5034-SS	28.00
33-36	Stainless steel, street rod item	40-5034-SS	24.75
37-38	Stainless steel, passenger, 39 Standard, street rod item	78-5034-SS	32.75
1940	Stainless steel, passenger, 39 Deluxe & 40-41 pickups, street rod item	91A-5034-SS	24.75

License Plate Bolts & Wing Nuts

These beauties are a great nostalgia & safety item!



ALL	With round blue reflector.	A13409MBRB	1.25 pair
ALL	With round green reflector	A13409MBRG	1.25 pair
ALL	With round red reflector	A13409MBRR	1.25 pair
ALL	With round yellow reflector	A13409MBRY	1.25 pair



Rear license plate brackets are listed on page 136. MAC's also has a full line of license plate frames for all years of Fords, call today.

License Plate Frames

These license plate frames have a blue & white imprint on a cast chrome frame. Great for the crossbar, or if you want to have 2 plates in the back. They fit the modern size plates only.



A beautiful addition to your classic car! Let everyone know the year of your car instantly.

1932 Ford frame	V13409A	14.95 pair
1933 Ford frame	V13409B	14.95 pair
1934 Ford frame	V13409C	14.95 pair
1935 Ford frame	V13409D	14.95 pair
1936 Ford frame	V13409E	14.95 pair
1937 Ford frame	V13409F	14.95 pair
1938 Ford frame	V13409G	14.95 pair
1939 Ford frame	V13409H	14.95 pair
1940 Ford frame	V13409I	14.95 pair
1941 Ford frame	V13409J	14.95 pair
1942 Ford frame	V13409K	14.95 pair
1943 Ford frame	V13409O	10.95 pair
1944 Ford frame	V13409P	10.95 pair
1945 Ford frame	V13409Q	10.95 pair
1946 Ford frame	V13409L	14.95 pair
1947 Ford frame	V13409M	14.95 pair
1948 Ford frame	V13409N	14.95 pair

License Plate Medallion



32-48 "Columbia Overdrive" metal license topper. 3.5" overall height, detailed with black, white & red colors.	V13408COL	10.95
--	-----------	-------

SPREADER BARS & TRANSMISSION SUPPORTS

Front & Rear Spreader Bars



1932	Front spreader between frame horns, polished stainless steel, with mounting bolts, passenger & commercial, all 4 & 8 cylinders	B-5041-SS	54.75
------	--	-----------	-------



1932	Front crossbar, "V" style, contours to the original grille, polished stainless steel	SR5041/32V	110.00
33-34	Same as above	SR5041/334V	110.00
1932	Rear spreader between frame horns, polished stainless steel, includes stainless steel mounting hardware (not shown)	B-18575-SS	85.95



33-34	Rear spreader bar, steel	40-5081-B	120.00
-------	------------------------------------	-----------	--------

Rear Engine Transmission Supports



1932	Passenger & pickup, V8 & 4 cylinder	B-5089-B	49.75
33-34	Passenger & pickup	40-5089-B	47.75



35-36	Passenger & pickup	48-5089	47.75
42-48	Passenger & pickup, 6 cylinder & V8	21A-6068	25.50





Battery Tray Support Assemblies & Parts



- 1932 Battery tray support assembly, passenger, 32-34 truck BB-5151 34.00
- 33-34 Battery tray support assembly, passenger & pickup 40-5151 29.95
- 37-38 Battery tray support assembly, black powder coated steel, includes stainless steel hardware, passenger, 39 Standard, 37-39 pickup (not shown) 78-700740 118.50



- 1940 Battery tray support assembly, passenger, 40-41 pickup. 01A-10732 39.50
- 41-48 Battery tray support assembly, passenger 11A-10732 84.75



- 35-36 Battery box lower frame 68-5153 21.95
- 35-36 Battery hole cover plate, stamped steel, passenger 48-700336 58.25
- 35-36 Battery deflector rubber seal, mounts on the floor to prevent water from splashing on the battery post 48-700374 5.00

Battery Hold Down Parts



- 28-32 Battery hold down frame, upper A5166B 8.75
- 33-48 Battery hold down frame, upper, **except** 39 Deluxe 51A-10718 12.45
- 1940 Battery hold down clamp pad, passenger, 40-41 pickup. 01A-5185-B 1.90



- 29-32 Battery hold down clamps, stamped steel, passenger, commercial & truck. B5163S 3.90 pair
- 40-41 Battery box to dash bracket, passenger, pickup & truck, **except** C.O.E. on dash 01A-5171 5.95
- 1939 Battery hold down bracket, includes bolt & nut, Deluxe. 91A-5171 17.45



- 35-36 Battery hold down bolt, "Y" style, passenger & pickup (2 required). 48-5172 11.75
- 41-48 Battery hold down bolt, passenger, pickup & truck, 41-52 commercial. 11A-5175 3.45
- 41-48 Hold down nut & washer kit, passenger & pickup, 41-52 commercial 11A-5179-S 4.25 kit

Power Inverter & Booster

Our power inverter converts a circuit of 6, 8 or 12 volt positive ground systems to 12 volt negative ground to allow operation of 12 volt negative ground accessories such as car stereos, citizen's band radios, cell phones, etc. The unit is a 1-3/4" cube & comes with a 1-year factory warranty.



- 28-48 High output power inverter, positive ground, converts 6, 8 or 12 volt positive ground systems to 12 volt negative, 2.1 to 2.5 amps, 1-3/4" cube, with instructions A10700AH 99.50
- 28-48 High output power booster/ boosts 6 or 8 volt negative ground systems to a 12 volt negative, output is 3.7 amps to 5 amps A10700BH 99.50

AccuMate® Power Charge System

AccuMate is an advanced fully automatic battery charger & maintainer for all 6 & 12 volt lead-acid batteries. It will bring your battery to a full charge & then go into "stand by" mode. If your battery goes below a pre-determined level the charging process is immediately restarted. Uses normal 110-volt household current outlet. 2-year factory warranty!



- ALL 6 volt or 12 volt 10655-TEND 64.95

Complete Batteries

All batteries are heavy duty & are shipped "Damp-Dri" direct from the factory. You provide the electrolyte (which can be purchased locally). These can be shipped by UPS in the contiguous US only & have a flat \$45.00 shipping fee.



- 28-32 6 volt "Ford" script, 9" long, 7-1/8" wide, 9" high A10655A * 304.95
- 33-39 6 volt "Ford" script, 10-1/2" long, 7" wide, 7-7/8" high. V10655A * 304.95


Corrosion Arrestors

Prevents corrosion & helps improve battery efficiency.



- ALL Arrestors C1AZ-10A717-B 3.95 pair

Battery Mat



- ALL Absorbs & neutralizes battery acid & vapor, great protective accessory, 8" x 12", trim to fit, a must have item! BATMAT 5.95

* **HAZARDOUS MATERIAL**—batteries can only be shipped ground within the U.S. because of government regulations.

Call (800) 777-0948 to Place Your Order, or Order Online at macsautoparts.com

Shop online TODAY for our selection of more than 75,000 parts for your vehicles!



Exhaust Pipes

1932	4 cylinder, Model B, requires a coupler	B-5250	32.00
33-34	Engine to muffler, V8, passenger & pickup.40-5245	50.00
35-36	Engine to muffler, 85 HP, passenger & pickup.48-5245	49.75
37-40	Engine to muffler, 85 HP, passenger, 39-41 commercial.	91A-5245	49.75
1941	Engine to muffler, 85, 90 & 95 HP, passenger	11A-5245	96.95
42-48	Engine to muffler, V8, passenger, except with hot air heater.	21A-5246	49.75

Mufflers

32-34	For 4 cylinder, Model B & 85 HP, passenger & pickup, 32-37 trucks, 38-39 122" truck48-5230-C	58.25
32-34	Same as above, except with exact "Ford" script, copy of original for 33-34, but will work on 3248-5230-CF	299.95
35-38	For 85 HP, passenger, 38-41 pickup48-5230-B	58.25
35-38	Same as above, except with exact "Ford" script, copy of original.48-5230-BF	299.95
39-40	For 85, 90 & 95 HP, passenger & pickup, 41 passenger requires a 6" extension	91A-5230	58.25
39-40	Same as above, except with exact "Ford" script, copy of original.	91A-5230-B	299.95
42-48	6 cylinder & V8, passenger.	2GA-5230	58.25

Tail Pipes

1932	Set, 2 pieces, V8 & 4 cylinder, Model B, passenger & pickup.	B-5255-B	49.95 set
33-34	Set, 2 pieces, V8 passenger, 4 cylinder commercial40-5255	79.25 set
35-40	NEW OS V8, passenger & commercial, except pickup, 35-38 passenger, 37-39 passenger 60 HP48-5255	62.00
39-41	NEW OS V8, passenger & commercial, except 39-41 pickup.	91A-5255	62.00
42-48	NEW OS V8, except station wagon	6A-5255	51.25


Crossover Pipes

1932	Exhaust pipe to right manifold, V8, passenger & pickup18-5267	55.00
33-34	Exhaust pipe to right manifold, V8, passenger & pickup40-5267	23.95
35-36	Exhaust pipe to right manifold, V8, passenger & pickup48-5267	24.75
37-41	Exhaust pipe to right manifold, 85, 90 & 95 HP78-5267	31.00
42-48	Exhaust pipe to right manifold, passenger	51A-5267	24.75
42-53	Exhaust pipe to right manifold, pickup	59C-5267	32.75
32-48	Exhaust manifold gasket set, V8, except 60 HP, 8 pieces.18-9433	4.85 set

Smithy's Mufflers

Now you too can have that nostalgic mellow tone that only a Smithy's muffler produces. With a beautiful hammertone finish & 3-1/2" case diameter, not only do they look great, they can be adapted to fit virtually any car or truck in your stable. **Call now & your car will sound as good as it looks!**

32-48	22" case, 2" inlet & outlet (1 or 2 required)	H3010	39.95
32-48	26" case, 2" inlet & outlet (1 or 2 required)	H3011	43.95
32-48	30" case, 2" inlet & outlet (1 or 2 required)	H3012	45.95
32-48	22" case, 2-1/2" inlet & outlet (1 or 2 required)	H3016	40.95
32-48	26" case, 2-1/2" inlet & outlet (1 or 2 required)	H3017	44.95
32-48	30" case, 2-1/2" inlet & outlet (1 or 2 required)	H3018	47.95



SAVE MONEY—BUY THE PAIR!

32-48	22" case, 2" inlet & outlet	H3010PR	71.95 pair
32-48	26" case, 2" inlet & outlet	H3011PR	80.95 pair
32-48	30" case, 2" inlet & outlet	H3012PR	85.95 pair
32-48	22" case, 2-1/2" inlet & outlet	H3016PR	74.95 pair
32-48	26" case, 2-1/2" inlet & outlet	H3017PR	84.95 pair
32-48	30" case, 2-1/2" inlet & outlet	H3018PR	90.95 pair
32-48	"Smithy's" muffler decal, show everyone why your V8 sounds so good!DZ309	4.95



Header to Muffler Extensions

Slip in style, which work with the tube headers listed on this page. Designed to fit mufflers with 2" inlets. See our Smithy's products on the previous page.



- 32-34 Passenger & pickup B-5255-HEXT 54.50 pair
- 35-36 Passenger & pickup, the left extension will go around the battery box. 48-5255-HEXT 54.50 pair



- 37-40 Passenger, 37-41 pickup. 91A-5255-HEXT 54.50 pair
- 41-48 Passenger. 11A-5255-HEXT 54.50 pair

Dual Exhaust Conversion Set

This set of pipes bolts directly to your stock manifolds, eliminating the use of a crossover pipe.



- 37-40 **NEW** Passenger, 37-41 pickup 91A-5255-MEXT 94.95 set

Exhaust Clamps & Bushings

Manifold to Exhaust Pipe Clamp



- 28-34 Authentic style, 4 cylinder, Model B A5251E 7.45

Crossover Pipe Clamp



- 32-41 Muffler inlet pipe, V8, passenger & commercial. 18-5251 4.50
- 1932 Muffler outlet pipe, passenger & commercial. 18-5251 4.50

Exhaust Brackets & Clamp Set



- 35-38 Complete, passenger & pickup. 48-5200-S 29.50 set

Muffler Clamp Bushing Kits

These rubber grommets eliminate the rattle you get when just using bailing wire.



- 33-36 Kit 40-5283/4 16.25 kit
- 37-39 Kit 78-5283/4 16.25 kit

Tail Pipe Clamps



- 39-41 Front tail pipe clamp, at rear of muffler. 11A-5259 8.75
- 39-40 Rear tail pipe clamp, passenger, 39-41 pickup 99A-5261 7.75
- 42-48 Rear tail pipe bracket, passenger. 21A-5261 9.95
- 42-47 Tail pipe hanger, at rear of the muffler, truck & commercial. 21C-5260 8.95

Exhaust Manifold Tube Headers

Looking for more horsepower out of your classic Ford Flathead V8? MAC's is now offering brand new slip in style tubular steel headers to help your engine breathe better & give your car a little more "oomph." These headers are made from 16-gauge plain steel with a 1/4" flange for durability. Fits stock applications only.



- 32-34 Steel, passenger & pickup, V8 flathead 18-9430-H 195.00 pair



- 35-39 Steel, passenger & pickup, 39 Standard, V8 flathead 48-9430-H 200.00 pair



- 40-48 Steel, passenger, 40-47 pickup, 39 Deluxe, V8 flathead 01A-9430-H 195.00 pair



- 32-48 Exhaust manifold gasket set, V8, except 60 HP, 8 pieces. 18-9433 4.85 set

Fenton Headers

These Fenton-style cast iron headers are the best available for function & fit. Quiet under the hood & built to last. They include (2) flanges, (2) flange gaskets & (4) mounting bolts.



- 37-48 **NEW** Passenger & pickup 91A-9430-FH 405.00 pair

Sealant

Exhaust sealant, 3 oz. tube, hi-temp sealant to seal flange between manifold, pipes & muffler, replaces cork, rubber, silicone, felt & other cut gaskets to form a leak-proof seal, resists oil, grease, water, antifreeze mixture & transmission fluid, more flexible than conventional gaskets, can be used on water pumps, exhaust manifolds, valve covers, timing gear covers, transmission pans, water neck outlets or anyplace a high-performance gasket is needed



- ALL 3 oz. tube A5251SEAL 4.95

Exhaust Deflectors



- 32-59 Stainless steel, "Ford" script 51A-18259-A 15.75
- 32-59 Stainless steel, "V8". 51A-18259-B 15.75
- 32-59 Stainless steel, plain 51A-18259-C 15.75



- 32-59 With red glass, chrome 51A-18259-CH 15.75
- 32-59 With red glass, stainless steel. 51A-18259-SS 20.95



Front Springs

These are not generic "one size fits all" springs. MAC's springs are made using O.E.M. blueprints to ensure accuracy. Whether it's front or rear, you will get a spring made to restore the original ride & feel of your classic Ford or Mercury. These are drop-shipped from the manufacturer to save you time & extra shipping costs. Because the function of your suspension system is to support the vehicle at its designed height, maintain proper wheel alignment, maximize tire contact & absorb road shock, it is necessary to have the following information about your restoration in order to supply the correct springs:

- 1) Year, make & model.
- 2) Body style.
- 3) Engine size.
- 4) Transmission type.

There is a flat \$50.00 shipping fee for these spring assemblies within the contiguous U.S. Please allow 2-3 weeks for delivery.



- | | | | |
|-------|--------------------|----------------|--------|
| 32-34 | Passenger & pickup | B-5310 | 230.00 |
| 35-48 | Passenger & pickup |48-5310 | 480.00 |

Poly Slide Leaf Spring Liners (as required)

With all the time & effort you put into restoring your car don't let something little like a squeak ruin your finished product! Use our Poly Slide Leaf Spring Liners to help fix that problem. A classic car is a beautiful thing, so get rid of that squeak in your spring, call MAC's & order yours today!



Designed to fit between spring leaves, they control friction & lessen squeaks. Molded in black with a "lip" to reduce movement & sold in convenient 20' rolls, choose your size & make that call to order yours today!

- | | | | |
|-------|------------------------|-----------------|------------|
| 32-48 | 1-3/4" wide x 20' long |A5310PS1 | 9.95 roll |
| 32-48 | 2" wide x 20' long |A5310PS2 | 10.95 roll |
| 32-48 | 2-1/4" wide x 20' long |A5310PS3 | 11.95 roll |

Front or Rear Spring

Anti-Squeak Pads (2 required)

You will need to cut a square center hole in these pads for the tie bolt.



- | | | | |
|-------|---------------------------------|----------------|------|
| 32-39 | 6", passenger, 32-34 commercial |48-5599 | 1.95 |
| 33-48 | 9", passenger, 35-48 commercial | 11A-5599 | 1.95 |

Front Spring Center Tie Bolt




- | | | | |
|-------|---|--------------|------|
| 28-48 | Front spring center tie bolt & nut, 5-1/4" x 21/64", passenger & pickup, 38-39 122" truck, 32-41 commercial | A5345F | 1.50 |
|-------|---|--------------|------|

Front Spring Clamps



- | | | | |
|-------|---|---------------|------|
| 28-34 | 10 or 12 leaf spring, with nut & bolt, black (2 required) | A5330B | 2.25 |
| 28-34 | Same as above, except stainless steel (2 required) | A5330SS | 6.25 |



- | | | | |
|-------|--|---------------|----------|
| 28-34 | Mounting bolt set with correct square-headed bolts, when installing, nuts face toward front of vehicle, 4 pieces | A5330MB | 1.25 set |
|-------|--|---------------|----------|

Front Spring "U" Bolts



- | | | | |
|-------|---|--------------|-----------|
| 28-34 | Set, 10 leaf spring, square top, 4" x 2-3/8", 10 pieces | A5455S | 15.50 set |
| 28-34 | 10 leaf spring, square top, 4" x 2-3/8" (2 required) | A5455 | 7.90 |



- | | | | |
|-------|--|--------------|-----------|
| 30-34 | Set, round top, 5" depth, includes nuts & cotter pins, cut down to application | B5455S | 14.95 set |
| 30-34 | Round top, 5" depth, includes nuts & cotter pins (2 required) | B5455 | 7.95 |



- | | | | |
|-------|------------------------------|----------------|------|
| 35-48 | Passenger, 4.5" (2 required) | 51A-5455 | 5.50 |
| 42-56 | 1/2 ton pickup (4 required) | B3C-5455 | 7.00 |
| 42-47 | 2 ton truck (2 required) | B6T-5455 | 7.00 |

Front Spring "U" Bolt Castle Nuts



- | | | | |
|-------|----------------------------|--------------|----------|
| 28-34 | 4 pieces, does 2 "U" bolts | A5455N | 3.50 set |
|-------|----------------------------|--------------|----------|



Front Spring Shackle Kits



- 32-34 Steel bushingB-5304-S 18.75 kit
- 35-40 Steel bushing,
38-39 122" 3/4 ton truck48-5304-S 18.85 kit



- 1941 Steel bushing, passenger11A-5304-S 18.75 kit
- 42-48 Rubber bushing, passenger21A-5304-S 19.95 kit

Front Spring Upper & Lower Studs (2 required)

- 32-34 Upper, 3/4" OD, 3.19" long,
passenger & pickup.40-5463 4.95



- 32-34 Lower, 7/8" OD, 3.37" long,
passenger & pickup.40-5464 3.45

- 35-41 Upper or lower, 3.55" long,
passenger & commercial.51A-5464 3.95



- 42-48 Upper, passenger & commercial.51A-5464 3.95

- 42-48 Lower, 4.04" long, passenger use with
rubber bushings 21A-5467 listed
below.21A-5465 1.90

Front Spring Shackle Castle Nuts (2 required)



- 32-48 4 pieces, does 1 shackle,
2 sets required for 32-41,
1 set required for 42-48.V80005 1.95 set

Front Spring Shackle Bushings



- 42-48 Passenger (4 required)21A-5467 1.85

Front Spring Shackle Bars



- 32-40 Passenger, 32-41 pickup, 35-37 truck,
38-39 122" truck (4 required)91A-5468 1.50

- 1941 Passenger (4 required)11A-5468 1.95

- 42-48 Passenger with steel stud
(4 required)21A-5468 2.65

Commercial Truck Front Spring Parts

Front Spring Shackle Bushings



- 42-47 1.73" long, pickup, commercial &
122" truck (2 required)21C-5344 5.95

- 42-47 1.72" long, pickup & 122"
commercial (4 required).21C-5348 3.45

Front Spring Shackle Bolts



- 42-52 122" truck, pickup (6 required for 42-47,
4 required for 48-52).21C-5465 4.95

- 42-47 3.58" long, 2 ton truck, **except** 122"
& C.O.E. (6 required)21T-5465 5.05

Front Spring Shackle Bars



- 35-41 2 ton truck (4 required)79-5468 3.20

- 42-47 Inner, pickup & commercial
(2 required)21C-5468 5.50

- 42-47 Outer, pickup & commercial
(2 required)21C-5469 4.85



- 42-47 Inner, 2 ton truck, **except**
122" (2 required)21T-5469 4.75

- 42-47 Outer, 2 ton truck, **except**
122" (2 required)21T-5468 4.65

Graphite Lube



- ALL **NEW** Disassemble the spring, paint it &
then apply lube to the bottom of each leaf,
will help to cut down friction & squeaks, also
great for hinges & linkage RSP105* 7.95

Teflon Tape

Used between spring leaves, one roll does one spring, 3/4" x 520".



- All Teflon tape. TAPE 1.95 roll

* **HAZARDOUS MATERIAL**—can only be shipped by ground within the U.S. because of government safety regulations.



Rear Springs

These are not generic "one size fits all" springs. MAC's springs are made using O.E.M. blueprints to ensure accuracy. Whether it's front or rear, you will get a spring made to restore the original ride & feel of your classic Ford or Mercury. These are drop-shipped from the manufacturer to save you time & extra shipping costs. Because the function of your suspension system is to support the vehicle at its designed height, maintain proper wheel alignment, maximize tire contact & absorb road shock, it is necessary to have the following information about your restoration in order to supply the correct springs:

- 1) Year, make & model.
- 2) Body style.
- 3) Engine size.
- 4) Transmission type.

SAVE 15% There is a flat \$50.00 shipping fee for these spring assemblies within the continental U.S. Please allow 2-3 weeks for delivery.



- | | | | | |
|-------|--------------------|-------|----------|--------|
| 32-34 | Passenger & pickup | | B-5560 | 795.00 |
| 35-48 | Passenger & pickup | | .48-5560 | 570.00 |

Poly Slide Leaf Spring Liners (as required)

With all the time & effort you put into restoring your car don't let something little like a squeak ruin your finished product! Use our Poly Slide Leaf Spring Liners to help fix that problem. A classic car is a beautiful thing, so get rid of that squeak in your spring!



Designed to fit between spring leaves, they control friction & lessen squeaks. Molded in black with a "lip" to reduce movement & sold in convenient 20' rolls, choose your size & make that call to order yours today!

- | | | | | |
|-------|------------------------|-------|-----------|------------|
| 28-48 | 1-3/4" wide x 20' long | | .A5310PS1 | 9.95 roll |
| 28-48 | 2" wide x 20' long | | .A5310PS2 | 10.95 roll |
| 28-48 | 2-1/4" wide x 20' long | | .A5310PS3 | 11.95 roll |

Graphite Lube



- ALL **NEW** Disassemble the spring, paint it & then apply lube to the bottom of each leaf, will help to cut down friction & squeaks, also great for hinges & linkage..... RSP105* 7.95

Teflon Tape

Used between spring leaves, one roll does one spring, 3/4" x 520".



- | | | | |
|-----|------------------|------|-----------|
| All | Teflon tape..... | TAPE | 1.95 roll |
|-----|------------------|------|-----------|

Rear Spring Center Tie Bolt



- | | | | | |
|-------|---|-------|--------|------|
| 28-48 | 6-3/8" x 25/64", passenger,
32-41 pickup | | A5345R | 1.55 |
|-------|---|-------|--------|------|

Rear Spring Clamps (2 required)



- | | | | | |
|-------|--------------------------------|-------|--------|------|
| 28-34 | 7, 8 or 10 leaf spring, black. | | B5724A | 2.20 |
|-------|--------------------------------|-------|--------|------|

Rear Spring Bar (2 required)



- | | | | | |
|-------|-------------------------------------|------|----------|------|
| 33-41 | 1.06" high, 3-1/2" center to center | | B-5710-C | 7.85 |
|-------|-------------------------------------|------|----------|------|

Rear Spring "U" Bolts (2 required)



- | | | | | |
|-------|--|-------|-----------|-----------|
| 28-40 | Save Set, passenger & pickup, includes nuts & cotter pins, 5.25", might be too long for some, might require trimming & re-drilling of cotter key hole | | B5705S | 12.75 set |
| 28-40 | Passenger & pickup, 5.25", might be too long for some, might require trimming & re-drilling of cotter key hole | | B5705 | 6.75 |
| 32-34 | Passenger & pickup, 4.50" | | B-5705-B | 5.25 |
| 28-41 | Passenger & pickup, 4.88" 28-37 when a 5.14" clip is required for application | | 78-5705-A | 5.95 |



- | | | | | |
|-------|-----------------------------------|-------|-------------|------|
| 41-48 | Passenger, 7.40" | | .51A-5705-B | 6.20 |
| 42-56 | 1/2 ton truck, 7.30" (4 required) | | 21C-5701-B | 5.75 |

Rear Spring "U" Bolt Castle Nuts



- | | | | | |
|-------|----------------------------|-------|-------|----------|
| 28-48 | 4 pieces, does 2 "U" bolts | | A5706 | 4.00 set |
|-------|----------------------------|-------|-------|----------|

*HAZARDOUS MATERIAL—can only be shipped by ground within the U.S. because of government safety regulations.



Rear Spring Shackle Kits



32-34 Steel bushings, passenger & pickup B-5630 17.95 kit
 35-40 Steel bushings, passenger & pickup48-5630 18.85 kit



1941 Steel bushings, passenger11A-5630-B 18.75 kit
 42-48 Rubber bushings, passenger21A-5630-A 18.85 kit

Rear Spring Upper & Lower Studs



32-41 Upper or lower, 4.015" long, steel with rubber insert, passenger & pickup, for specific listings, see page 279 in VB120 "Chassis Parts & Accessories Catalog" (4 required) 51A-5713 3.40
 42-48 Upper, 4.015" long, steel with rubber insert, passenger (2 required) 51A-5713 3.40
 42-48 Lower, 4.033" long, use with rubber bushings (21A-5719 listed below), passenger (2 required) 21A-5714 1.75

Rear Spring Shackle Castle Nuts (2 required)



32-48 4 pieces, does 1 shackle, 2 sets required for 1932-41, 1 set required for 1942-48 V80005 1.95 set

Rear Spring Shackle Bushing (4 required)



42-48 Passenger 21A-5719 2.65

Rear Spring Shackle Bars (4 required)



32-40 Passenger & pickup 91A-5468 1.50
 1941 Passenger 11A-5468 1.95
 42-48 Passenger 21A-5468 2.65

Commercial Truck Rear Spring Shackle Parts

Rear Spring Brackets



40-47 2 ton truck, **except** 122" (4 required) . . .01T-5775 28.95
 40-47 Front, 1 ton truck, 122" (2 required) . . . 82Y-5775 34.00



42-52 1/2 ton truck (4 required) 21C-5775 29.75
 40-57 Rear, 1 ton truck, 122" (2 required) . . . 01Y-5785 34.00

Rear Spring Main Leaf Bushings (4 required)



38-60 2-1/4" long, 1 ton truck, 122" (shown) . . 59Y-5781 8.95
 32-47 2-1/2" long, 2 ton truck21T-5781 7.75
 42-56 2" long, 1/2 ton truck, 38-47 3/4 ton 122" truck 21C-5781 7.70

Rear Spring Shackle Bolts



32-39 4.60" long, 2 ton truck, **except** 122" (4 required) BB-5780 10.50
 38-47 3.9" long, 3/4 ton & 1 ton truck, 122" (6 required) 59Y-5780 14.75



38-47 4.28" long, 2 ton truck, **except** 122" (6 required)01T-5780 7.00
 42-56 3.5" long, 1/2 ton truck (6 required) . . . 21C-5780 5.85

Rear Spring Shackle Bolt Locking Pins



38-47 Trucks, 2.20" long (6 required)81T-5782 1.10
 38-47 Pickup & 1 ton, 38-47 commercial & 122" truck, 1.75" long (4 or 6 required) . . . 82Y-5782 1.95

Rear Spring Swing Hangers (2 required)



40-47 2 ton truck01T-5776 29.40
 40-47 1 ton truck, 38-47 122" 59Y-5776 24.95
 42-52 1/2 ton truck 21C-5776 27.50

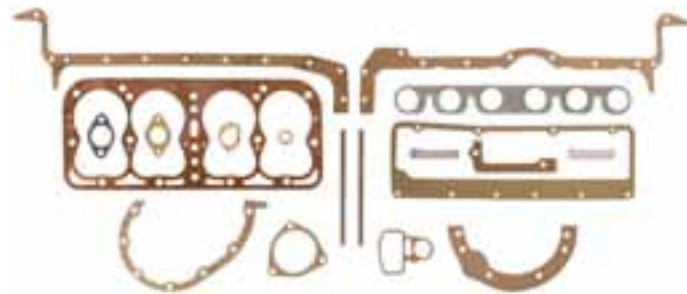
Rear Swing Hanger Bushings (4 required)



28-47 2 ton truck, 1" longBB5791 3.50
 38-56 1 ton, 122" & 2 ton truck, 1" long61-5791 3.50
 42-56 1/2 ton truck, 2" long 21C-5791 6.55



Complete Engine Gasket Sets



- 32-34 4 cylinder, Model B, "Fel-Pro" brand, with steel head gasket B-6008-S 95.25 set
- 32-34 Same as above, **except** top quality foreign, with copper head gasket. B-6008-C 55.00 set
- 32-34 Same as above, **except** top quality foreign, with no head gasket B-6008-NH 39.00 set

- 32-37 85 HP, 21 stud engine, "Fel-Pro" brand, with steel head gasket 18-6008-S 150.00 set
- 32-37 Same as above, **except** top quality foreign, with copper head gasket. 18-6008-C 95.00 set
- 32-37 Same as above, **except** top quality foreign, with no head gasket 18-6008-NH 60.00 set

- 37-40 60 HP, "Fel-Pro" brand, with steel head gasket 74-6008-S 170.00 set

- 38-48 * 90, 95 & 100 HP, 24 stud engine, round water jacket openings, "Fel-Pro" brand, with steel head gasket 59A-6008-S 97.95 set
- 38-48 * Same as above, **except** top quality foreign, with copper head gasket. 59A-6008-C 85.00 set
- 38-48 * Same as above, **except** top quality foreign, with no head gasket. 59A-6008-NH 40.00 set

- 38-42 # 90, 95 & 100 HP, 24 stud engine, large irregular shaped water jacket openings, "Fel-Pro" brand, with steel head gasket 91A-6008-S 115.95 set
- 38-42 # Same as above, **except** top quality foreign, with copper head gasket. 91A-6008-C 64.00 set
- 38-42 # Same as above, **except** top quality foreign, with no head gasket. 91A-6008-NH 50.00 set

- 39-48 V12 engine, Lincoln, "Fel-Pro" brand, with steel head gasket 26H-6008-S 185.00 set

- 47-51 6 cylinder "H" engine, "Fel-Pro" brand, with steel head gasket 7HA-6008-S 105.00 set

Head Gaskets




- 32-34 Copper, 4 cylinder, Model B B-6051-C 20.00
- 32-34 Steel clad, 4 cylinder, Model B B-6051-S 23.75
- 32-34 Modern silicone coated, 4 cylinder, Model B, no sealant is needed with this gasket, the silicone coating virtually stops all coolant leaks B-6051-M 31.50




- 32-37 Copper, 85 HP, 21 stud (2 required) 40-6051-C 21.00
- 32-37 Steel clad, 85 HP, 21 stud (2 required) 40-6051-S 17.75
- 38-42 # Copper, 90, 95 & 100 HP, 24 stud (2 required) 91A-6051-C 29.95
- 38-42 # Steel clad, 90, 95 & 100 HP, 24 stud (2 required) 91A-6051-S 28.95



- 37-40 Copper, 60 HP V8 (2 required) 52-6051-C 26.35
- 37-40 Steel clad, 60 HP V8 (2 required) 52-6051-S 46.50



- 38-48 * Copper, 90, 95 & 100 HP, 24 stud (2 required) 59A-6051-C 35.95
- 38-48 * Steel clad, 90, 95 & 100 HP, 24 stud (2 required) 59A-6051-S 18.75



- 41-47 Steel clad, 6 cylinder "G" engine. 1GA-6051-S 24.75
- 47-51 Steel clad, 6 cylinder "H" engine. 7HA-6051-S 53.95

= These gaskets have large trapezoidal water openings.

* = These gaskets have small round water openings.

High Compression Head

A high compression cylinder head is an ideal way to add some power to your Model B while maintaining a stock appearance. This cylinder head will require a higher torque specifications (65 lbs.) & you should always use new head studs, washers & nuts. Please note: This will not accept a 3 hole Model B water pump, you'll need to use a Model A water pump.

- 28-34 Police style, cast iron, 5.5 to 1, 4 cylinder, Model B A6010HCP 295.50



Block Pressure Testing Kits

These kits find leaks magnafluxing can't. Includes a metal plate, bonded neoprene gasket, bolts & washers, pressure regulator, attachments & instructions.

- 28-34 Model A & B A6010PT 210.00 kit
- 37-48 All 24 stud Flathead V8 blocks. V6010PT 275.45 kit



Cylinder Head Copper Gasket Sealant

Fills in small scratches & imperfections, eliminates hot spots & prevents seizing of connections & fittings.



- ALL 9 oz. spray can RSP32* 8.15

* **HAZARDOUS MATERIAL**—can only be shipped ground within the U.S. because of government regulations.



Cylinder Head Stud & Nut Sets

Save These sets are for stock heads. MAC's recommends you use B6063 washers (listed to the right) if you have aluminum heads.



- 32-34 Includes (14) A6066 & (14) B6064, 4 cylinder, Model B... B-6066-S 12.95 set
32-36 Includes (10) 40-6065, (10) 40-6066, (22) 40-6067 & (42) B6064... 40-6066-ST 81.95 set
1937 Includes (10) 40-6065, (8) 40-6066, (24) 48-6067 & (42) B6064, 21 stud engine... 48-6066-ST 79.00 set
38-48 Includes (16) 40-6065, (4) 40-6066, (28) 48-6067 & (48) B6064, 24 stud engine... 81A-6066-ST 91.00 set

Cylinder Head Studs (as required)



- 28-34 3.48" (3.5" overall length), 4 cylinder, Model B, (32 use 14) ... A6066 0.80



- 28-32 Short, 3-1/2", grade 8 hardened, the block end of this stud is 1/2-13, use instead of "helicoil" for blocks that have been stripped, drill with a 27/64" bit & tap ... A6066B 7.00



- 32-48 2.34" (2.45" overall length), (32-37 use 10) (38-48 use 16), V8, except 60 HP ... 40-6065 1.75
41-48 2.78" (2.89" overall length), (42-48 use 4) (4 cylinder, 41-42 use 15) ... 18-6066 1.20
32-41 2.90" (3.01" overall length), 4 cylinder commercial & truck 41-42, (32-36 use 10) (37 use 8) (38-41 use 4) ... 40-6066 1.95
32-36 3.59" (3.70" overall length), V8, (32-36 use 22) ... 40-6067 2.15
37-48 3.09" (3.20" overall length), V8, except 60 HP, (41-42 4 cylinder, use 3) (41-47 6 cylinder use 31) (37 use 24) (38-48 use 28) ... 48-6067 1.75
33-47 3.15" (3.26" overall length), V8, except 60 HP (41-47 6 cylinder use 2) (38-44 use 1) ... 91A-6067 1.95

Cylinder Head Nuts

All are cadmium plated.

- 28-48 4, 6 & V8 engines (as required) ... B6064 0.25
28-32 Set, Model B engine, 14 pieces ... B6064S 3.35 set
32-37 Set, 21 stud engine, 42 pieces ... V803122A 9.75 set
32-48 Set, 24 stud engine, 48 pieces ... V803122B 11.50 set
39-45 Set, Lincoln V12, 44 pieces ... V803122C 10.00 set

Permatex Anti-Seize Lubricant

- ALL A blend of aluminum, copper & graphite lubricants. Perfect for easy removal of spark plugs & cylinder or exhaust head bolts, 1 oz. tube ... RSP102 3.95



Cylinder Head Washers



- 28-48 A must for aluminum heads, 4, 6 & V8 engines (as required) ... B6063 0.30
32-37 Set, 21 stud engine, 42 pieces, must use on aluminum heads ... V803125A 11.75 set
38-48 Set, 24 stud engine, 48 pieces, must use on aluminum heads ... V803125B 13.75 set
39-45 Set, Lincoln V12, 44 pieces ... V803125C 7.50 set

Cylinder Head Acorn Nut Covers




These are die cast chrome. You might want to apply with a little superglue or aluminum foil to hold in place.



- 28-48 3/8" across flats ... SR6060H 0.65
28-48 7/16" across flats ... SR6060A 0.65
28-48 1/2" across flats ... SR6060B 0.65
28-48 9/16" across flats, for intake manifold nuts ... SR6060C 0.65
32-48 Save Set, (20) SR6060C V8 Flathead ... SR6060CST 10.00 set
28-48 5/8" across flats ... SR6060D 0.65
28-48 11/16" across flats, for head nuts ... SR6060E 0.65
28-48 Save Set, (50) SR6060E ... SR6060EST 30.00 set
28-48 3/4" across flats ... SR6060G 0.65
28-48 7/8" across flats ... SR6060F 0.65

Cylinder Head Tools



- 28-34 Head puller, attaches to head with special screws that go into spark plug holes, 4 cylinder, Model B ... A6010PULL 89.95
28-48 Stud installation & removal tool, especially effective for removing corroded exhaust manifold studs ... X6065 38.75
28-34 Cylinder head nut torque tool, 4 cylinder, Model B, allows you to torque nuts by the distributor without removing the distributor ... A6064T 25.75

Head Stud Thread Repair Kit



- 28-34 "Helicoil" style, use a 29/64" tap drill bit, 8 pieces, 4 cylinder, Model B ... A6065RK 28.95 kit

Head Stud Drill Bit



- 28-34 Drill bit for A6065RK listed above, 4 cylinder, Model B ... A6065RKD 9.75

Engine Hardware Kit

You think you have detailed the engine bay to the max? What about those rusting mismatched bolts? Step up to our engine hardware kit. For one low price, you get brand new polished stainless steel hardware for the oil pan, water pump, thermostat housing, intake manifold.



- 39-48 Original style hardware, Flathead V8 ... 6-0061 53.95 kit



Front Motor Mount Kits & Washers

Can there be a more overworked or more under appreciated part of your Ford than the lowly motor or transmission mount? Every time we rev our high-powered Ford engines, the poor mounts are stretched almost to the point of tearing apart. Every little oil leak seems to find its way to the sensitive rubber part of every mount, while exhaust & engine heat combine to cook mounts into an early grave. Yet, the motor & rear engine supports have the vital tasks of keeping our drive trains properly centered & safely anchored under every condition, while also isolating engine vibrations from the chassis & passenger compartment. Have a heart & replace those worn & weakened motor & rear engine supports today!



- 32-36 Kit, 8 pieces, small hole, 7/8" hole in large metal washer, 4 & V8 passenger, commercial & truck (2 kits required) B-6038-S 14.95 kit
- 37-48 Kit, 8 pieces, large hole, 1-1/8" hole in large metal washer, 37-41 use 4 kits, 42-48 use 2 kits (2 or 4 kits required) 78-6038-S 14.95 kit



- 32-48 Upper cushion, V8 & 4 cylinder, Model B, (2 or 4 required) B-6038-C 6.95
- 32-48 Lower cushion, V8 & 4 cylinder, Model B, (2 or 4 required) B-6039-A 4.95



- 32-48 Bolt, V8 & 4 cylinder, Model B, (2 or 4 required) B-6047 3.95



- 32-48 Lower washer, V8 & 4 cylinder, Model B 78-6029-A 1.95



- 32-36 Upper washer, special washer upper mount sets in, small hole, 7/8" hole in large metal washer, 4 & V8 passenger, commercial & truck (2 required) B-6048 2.10



- 37-48 Upper washer, special washer upper mount sets in, large hole, 1-1/8" hole in large metal washer, passenger, pickup & commercial, 6 & V8 truck (2 or 4 required) 78-6048-A 2.25


Rear Engine Support



- 42-48 Steel with rubber insert, passenger & commercial, 6 or V8 21A-6068 25.50

Model B Engine Snubber Rebuild Kit

This kit replaces the felt cushions in snubber mounted under dash at rear of cylinder block.



- 32-34 4 cylinder, Model B, with instructions, reduces engine vibration B-6085 31.00 kit

TIMING COVERS

Timing Covers



- 32-41 Front timing cover, 85, 90 & 95 HP V8, except 60 HP 18-6019 26.50



- 42-48 Front timing cover, 90 & 100 HP V8 21A-6019 24.75



- 41-47 Front timing cover, 6 cylinder "G" engine, except 41 truck 1GA-6019 41.85

Timing Cover Parts



- 28-34 Side timing gear cover, N.O.S. B6017A 23.25



- 28-34 Side cover gasket, use with B6017A above B6018 0.70



- 28-34 Side cover bolt & washer set, 4 pieces B6018MB 3.15 set



- 32-53 Front timing cover gasket, 90 & 100 HP V8 18-6020 1.75



- 28-34 Front cover timing pin, 4 cylinder B6023 3.25



- 37-48 Cylinder block main oil line plug, passenger, V8, 37-47 pickup 78-6024 0.95

- 32-48 Fuel pump push rod bushing, 85, 90 & 95 HP, V8, passenger, 32-47 pickup 18-6025 4.95



Piston Sets with Fitted Pins

Piston Sets with Fitted Pins, 4 Cylinder, Model B

3 ring type, 3.875" bore. These aluminum pistons use ring type B6149 & size needed, listed to the right.

28-34	Standard	BB6108/S	93.00 set
28-34	.020" oversize	BB6108/20	93.00 set
28-34	.030" oversize	BB6108/30	93.00 set
28-34	.040" oversize	BB6108/40	93.00 set
28-34	.060" oversize	BB6108/60	93.00 set
28-34	.080" oversize	BB6108/80	93.00 set
28-34	.100" oversize	BB6108/100	93.00 set
28-34	.125" oversize	BB6108/125	93.00 set



Piston Sets with Fitted Pins, 85 HP V8

3 ring type, 3-1/16" bore. These aluminum pistons use ring type 40-6149 & size needed, listed to the right.

32-36	Standard	40-6108-S	348.00 set
32-36	.020" oversize	40-6108-20	348.00 set
32-36	.030" oversize	40-6108-30	348.00 set
32-36	.040" oversize	40-6108-40	348.00 set
32-36	.060" oversize	40-6108-60	348.00 set



Piston Sets with Fitted Pins, 85 & 90 HP V8

Dome top, 4 ring type, 3-1/16" bore. Piston set in size .080" is not available. These aluminum pistons use ring type 01T-6149 & size needed, listed to the right.

35-42	Standard	01T-6108-S	310.00 set
35-42	.020" oversize	01T-6108-20	310.00 set
35-42	.030" oversize	01T-6108-30	310.00 set
35-42	.040" oversize	01T-6108-40	310.00 set
35-42	.060" oversize	01T-6108-60	310.00 set



Piston Sets with Fitted Pins, 95 & 100 HP V8

Dome top, 4 ring type, 3-3/16" bore. These aluminum pistons use ring type 8BA-6149 & size needed, listed to the right. These are not for use with steel sleeves.

39-53	Standard, solid skirt	8BA-6108-S	225.00 set
39-53	.020" oversize, solid skirt	8BA-6108-20	225.00 set
39-53	.030" oversize, solid skirt	8BA-6108-30	225.00 set
39-53	.040" oversize, solid skirt	8BA-6108-40	225.00 set
39-53	.060" oversize, solid skirt	8BA-6108-60	225.00 set



Piston Sets with Fitted Pins, 6 Cylinder "H" Engine

4 ring type, 3.30" bore. These aluminum pistons use ring type 7HA-6149 & size needed, listed to the right.

47-51	Standard, split skirt	7HA-6108-S	275.00 set
47-51	.020" oversize, split skirt	7HA-6108-20	275.00 set
47-51	.030" oversize, split skirt	7HA-6108-30	275.00 set
47-51	.040" oversize, split skirt	7HA-6108-40	275.00 set
47-51	.060" oversize, split skirt	7HA-6108-60	275.00 set



Piston Pin, Snap Ring & Tool



28-34	Piston pin set, for end lock type piston, standard size, 4 cylinder, Model B . . .	A6135/S	21.75 set
39-48	Piston wrist pin, split skirt, 4 grooves, dome top, for standard 85 & 90 HP V8 with 3 grooves & domed top, 3-3/16" bore (8 required)	49T-6135-A	2.10
28-34	Piston pin retainer clip, 4 cylinder, Model B (8 required)	A6140	0.50
32-48	Piston wrist pin end snap ring, 32-48 V8s, except 60 HP, 41-42 4 cylinder (16 required)	78-6140	0.25

Piston Ring Sets

Piston Ring Sets, 4 Cylinder, Model B

3 ring type, 3.875" bore. These ring sets fit our pistons type BB6108 & size needed, listed to the left.



28-34	Standard	B6149	27.50 set
28-34	.020" oversize	B6149/20	27.50 set
28-34	.030" oversize	B6149/30	27.50 set
28-34	.040" oversize	B6149/40	27.50 set
28-34	.060" oversize	B6149/60	27.50 set
28-34	.080" oversize	B6149/80	27.50 set
28-34	.100" oversize	B6149/100	27.50 set
28-34	.125" oversize	B6149/125	27.50 set

Piston Ring Sets, 85 HP V8

3 ring type, 3-1/16" bore. These ring sets fit our pistons type 40-6108 & size needed, listed to the left.

32-36	Standard	40-6149-S	52.50 set
32-36	.020" oversize	40-6149-20	52.50 set
32-36	.030" oversize	40-6149-30	52.50 set
32-36	.040" oversize	40-6149-40	52.50 set
32-36	.060" oversize	40-6149-60	52.50 set
32-36	.080" oversize	40-6149-80	52.50 set

Piston Ring Sets, 85 & 90 HP V8

For dome top pistons, 4 ring type, 3-1/16" bore. These ring sets fit our pistons type 01T-6108 & size needed, listed to the left.



35-42	Standard	01T-6149-S	74.25 set
35-42	.020" oversize	01T-6149-20	74.25 set
35-42	.030" oversize	01T-6149-30	74.25 set
35-42	.040" oversize	01T-6149-40	74.25 set
35-42	.060" oversize	01T-6149-60	74.25 set
35-42	.080" oversize	01T-6149-80	74.25 set

Piston Ring Sets, 95 & 100 HP V8

For dome top pistons, 4 ring type, solid skirt, 3-3/16" bore. These ring sets fit our pistons type 8BA-6108 & size needed, listed to the left.

39-53	Standard	8BA-6149-S	63.95 set
39-53	.020" oversize	8BA-6149-20	63.95 set
39-53	.030" oversize	8BA-6149-30	63.95 set
39-53	.040" oversize	8BA-6149-40	63.95 set
39-53	.060" oversize	8BA-6149-60	63.95 set
39-53	.080" oversize	8BA-6149-80	63.95 set


Piston Ring Sets, 6 Cylinder, "G" & "H" Engine

4 ring type, 3.30" bore. These ring sets fit our pistons type 7HA-6108 & 2GT-6108 & size needed, as listed to the left.

41-51	Standard	7HA-6149-S	58.25 set
41-51	.020" oversize	7HA-6149-20	58.25 set
41-51	.030" oversize	7HA-6149-30	58.25 set
41-51	.040" oversize	7HA-6149-40	58.25 set
41-51	.060" oversize	7HA-6149-60	58.25 set
41-51	.080" oversize	7HA-6149-80	58.25 set

Piston Ring Compressor

ALL For installing pistons, great tool, 2-1/8" to 5" bore



X6151 12.50

Cylinder Sleeves (4 or 8 required)

28-34	1/8" thick wall, 3-1/2" bore, steel, 4 cylinder, Model B	B6055B	25.50
32-41	.080" thick wall, 3-1/16" bore, cast iron, V8	78C-6055	18.75

39-48	3/32" thick wall, 3-3/16" bore, steel, V8	99A-6055	21.25
39-48	1/8" thick wall, 3-3/16" bore, steel, V8	99A-6055-B	23.50

The 85 HP (or 90 HP) 8 cylinder engine had a 3-1/16" bore. The 95 HP 8 cylinder (or 100 HP) engine had a 3-3/16" bore.



Connecting Rods

4 Cylinder, Model B (1 set required)

Save
Buy The Set!



32-34	Standard	B-6200-S *	209.00 set
32-34	.010" oversize	B-6200-10 *	209.00 set
32-34	.020" oversize	B-6200-20 *	209.00 set
32-34	.030" oversize	B-6200-30 *	209.00 set
32-34	.040" oversize	B-6200-40 *	209.00 set

* \$100.00 core fee applies per set, see page 57 for details.

4 Cylinder, Model B (4 required)

32-34	Standard	B-6200-SE *	52.25
32-34	.010" oversize	B-6200-10E *	52.25
32-34	.020" oversize	B-6200-20E *	52.25
32-34	.030" oversize	B-6200-30E *	52.25
32-34	.040" oversize	B-6200-40E *	52.25

* \$25.00 core fee applies per rod, see page 57 for details.

Connecting Rod Parts

Connecting Rod Nut



32-48	3/8", V8 & 6 cylinder, 41-42 4 cylinder commercial truck (12/16 required)	NCASTLE616	0.65
-------	---	------------	------

Connecting Rod Piston Pin Bushings



28-34	For end lock piston pins, 4 cylinder, Model B, 1.636" long, 1" ID, 1.060" OD (4 required)	B6207	1.95
32-41	85, 90 & 95 HP V8, 1.34" long, .739" ID, .819" OD (8 required)	.18-6207	2.40
42-53	85, 90, 95 & 100 HP V8, 1.36" long, .742" ID, .825" OD, 41-42 4 cylinder commercial truck (8 required)	.21A-6207-A	2.45
41-51	6 cylinder "G" & "H" engines, 1.30" long, .835" ID, .910 OD (6 required)	.2GA-6207	3.80

Connecting Rod Shim Set



28-34	8 laminated pieces, 6 layers per shim, .003" layers, 4 cylinder, Model B	B6220S	7.00 set
-------	---	--------	----------

Connecting Rod Bearings (4 pair required unless noted)

Connecting rod bearings should be replaced when they show discoloring, usually because of oil starvation or overheating or are scored & pitted. All eight rods should be measured so they can be machined to the same size bearings. Oversize rod bearings are utilized when the rod journals are ground to a smaller dimension (undersized). On a worn crankshaft journal, the maximum rod bearing clearance is .005". MAC's also offers a limited number of oversize bearings with a larger outside diameter (OD) as noted in our listings. These can compensate for connecting rods with worn or out-of-round castings.



32-37	V8 85 HP, standard, with flange	48-6211-S	72.95 pair
32-37	V8 85 HP, standard ID, .008" OD, with flange	48-6211-S/08	72.95 pair
32-37	V8 85 HP, .002" oversize, with flange	48-6211-02	72.95 pair
32-37	V8 85 HP, .010" oversize, with flange	48-6211-10	72.95 pair
32-37	V8 85 HP, .030" oversize, with flange	48-6211-30	72.95 pair
38-42	85 & 90 HP V8, standard, no flange	81A-6211-S	51.95 pair
38-42	85 & 90 HP V8, .002" oversize, no flange	81A-6211-02	51.95 pair
38-42	85 & 90 HP V8, .010" oversize, no flange	81A-6211-10	51.95 pair
38-42	85 & 90 HP V8, .020" oversize, no flange	81A-6211-20	51.95 pair
38-42	85 & 90 HP V8, .030" oversize, no flange	81A-6211-30	51.95 pair
38-48	95 & 100 HP V8, standard, passenger & commercial with 3-speed transmission	99A-6211-S	69.75 pair
38-48	95 & 100 HP V8, standard ID, .008" OD, limited availability	99A-6211-S/08	40.95 pair
38-48	95 & 100 HP V8, .002" oversize, passenger & commercial with 3-speed transmission	99A-6211-02	69.75 pair
38-48	95 & 100 HP V8, .010" oversize, passenger & commercial with 3-speed transmission	99A-6211-10	69.75 pair
38-48	95 & 100 HP V8, .010" ID, .008" OD	99A-6211-10/08	40.95 pair
38-48	95 & 100 HP V8, .020" oversize, passenger & commercial with 3-speed transmission	99A-6211-20	69.75 pair
38-48	95 & 100 HP V8, .030" oversize, passenger & commercial with 3-speed transmission	99A-6211-30	69.75 pair
38-48	95 & 100 HP V8, .040" oversize, passenger & commercial with 3-speed transmission	99A-6211-40	69.75 pair
41-47	6 cylinder "G" engine, standard (6 pair required)	1GA-6211-S	21.00 pair
41-47	6 cylinder "G" engine, .020" oversize (6 pair required)	1GA-6211-20	21.00 pair
41-47	6 cylinder "G" engine, .030" oversize (6 pair required)	1GA-6211-30	21.00 pair

STANDARD CONNECTING ROD BEARING SIZES

* 48 series = 1.998"	* 99A series = 2.138"
* 81A series = 1.998"	* 1GA series = 2.2351"



Permatex Assembly Lube

- ALL Adheres to surfaces, preventing scuffing & galling during start-up, great for use on engine bearings, camshafts, lifters, valves, guides, rocker shaft assemblies & timing components, 4 oz. RSP103 4.50



Plastigage

Use plastigage to accurately measure clearance on the bearing surface. One package of this thin, waxed string is usually enough for one car. Note that the clearance for both the main & rod bearings is .0015". Includes instructions.



- ALL From 0.001" to 0.003" PG1 2.25 pkg
- ALL From 0.002" to 0.006" PG2 1.95 pkg

Permatex Prussian Blue

For precision fitting of valves, gears, bearings & other machined surfaces.



- ALL 0.75 oz. tube PG3 3.75

Enamels & Primers



- 26-41 1 quart can RSP6Q* 15.50 quart
- 26-41 11 oz. spray can RSP6* 4.25 quart



- ALL Engine Enamel, black, dry in minutes, heat resistant up to 300° F, 12 oz. spray can RSP5* 6.00
- ALL Engine Paint, semi-gloss black, for brackets & suspension parts, 12 oz. spray can RSP85* 6.95
- ALL Cast Blast, sand blast your cylinder heads & other cast parts & then give them a coat of cast blast to keep them looking clean & new, 12 oz. spray can RSP86* 6.95
- ALL Alumi Blast, restores a new aluminum look to cleaned or sandblasted parts, 12 oz. spray can RSP87* 7.95
- ALL Hi Temp Cast Iron Gray Paint, 12 oz. spray can RSP96* 8.95

Oils



- 09-48 30W Oil, 1 quart bottle, non-detergent. . . . OIL/30W 4.50
- ALL Marvel Mystery Oil, top cylinder oil, effectively frees sticky valves & tappets reducing internal rust & corrosion, 16 oz. container. MARVEL 4.50

Today's readily available motor oil is formulated specifically for new cars & their roller rocker arms. An additive, ZDDP, has been reduced over the years to a level now where using it in a flat tappet equipped engine can cause excessive wear on your camshaft. ZDDPlus restores ZDDP to the optimum level that existed when your classic car was designed. Adding a 4 oz. bottle each time you change your oil will significantly reduce camshaft wear. It's compatible with all the new formula, high quality oil, so add ZDDPLUS to your oil routine & give your engine the protection it deserves. Use one 4 oz. bottle per oil change.



- ALL 4 oz. bottle. ZDDPLUS 9.95

Sealers



- ALL Head Gasket Sealant, fills in imperfections, eliminates hot spots & prevents seizing of connection & fittings, copper formula, 9 oz. spray can RSP32* 8.15
- ALL Permatex "Form-A-Gasket," silicone, replaces almost any cut gasket, 3 oz. tube RSP50 4.95
- ALL Exhaust Sealant, hi-temp sealant to seal flange between manifold, pipes & muffler, replaces cork, rubber, silicone, felt & other cut gaskets to form a leak-proof seal, resists oil, grease, water, antifreeze mixture & transmission fluid, more flexible than conventional gaskets, can be used on water pumps, exhaust manifolds, valve covers, timing gear covers, transmission pans, water neck outlets or anyplace a high-performance gasket is needed, 3 oz. tube. A5251SEAL 4.95

Permatex Gasket Remover

Quickly removes all types of baked-on gaskets, adhesives & sealants.



- ALL 12 oz. spray can RSP52* 5.95

Permatex Anti-Seize Lubricant

A blend of aluminum, copper & graphite lubricants. Perfect for easy removal of spark plugs & cylinder or exhaust head bolts



- ALL 1 oz. tube RSP102 3.95

* HAZARDOUS MATERIAL—can only be shipped ground within the U.S. because of government regulations.

CAMSHAFT & PARTS



Reground Camshaft

MAC's will take your good (free of pits, good teeth & center journal must be 1.557"+) camshaft & have it reground to standard. A \$100.00 core fee per camshaft applies. See page 57 for core fee information.



32-34 Less gear, stock grind,
4 cylinder, Model B B-6250 75.00

Camshaft Rear Small Gears

These are the oil pump drive gears.



32-48 85, 90 & 95 HP, round ID at the rear
end of the camshaft 18-6254-A 9.95
32-48 85, 90 & 95 HP, 3/8" flat ID at the rear
end of the camshaft 18-6254-B 17.00

Camshaft Timing Gears



28-34 50 teeth, 4 cylinder, Model B,
standard, fiber B6256/S 29.95
28-34 50 teeth, 4 cylinder, Model B,
.003" OS, fiber B6256/003 34.75
28-34 50 teeth, 4 cylinder, Model B,
.005" OS, fiber B6256/005 38.25
28-34 50 teeth, 4 cylinder, Model B,
standard, billet aluminum B6256/SAL 54.00
32-35 56 teeth, 85 HP, press-on, fiber 18-6256 34.75
35-41 44 teeth, V8, **except** 60 HP
press-on, fiber (shown) 48-6256 30.00
35-48 44 teeth, bolt-on, aluminum 91A-6256 50.25
35-48 44 teeth, V8, **except** 60 HP, bolt-on,
fiber 11A-6256 39.95
37-40 42 teeth, 60 HP V8, press-on, fiber 52-6256 24.50
41-47 48 teeth, 6 cylinder "G" engine, bolt-on,
aluminum 1GA-6256 29.40

Camshaft Dowel Pin (2 required)

28-34 Secures timing gear to camshaft,
4 cylinder, Model B B6253 1.20



Camshaft Gear Locking Bolts & Washer



35-48 Camshaft gear lock ring washer bolt
(4 required) 350400-S 1.95
35-48 Camshaft gear lock ring washer,
except 60 HP 91A-6258 4.00

Camshaft Lock Nuts & Bearings



28-34 Lock nut, 4 cylinder, Model B B6259 4.95
28-34 Lock nut, 4 cylinder, Model B, modern style,
replaces original nut with standard hex nut,
use with 1-1/4" 6 point socket wrench. B6259M 19.95
28-34 Lock nut tool, uses a 1-1/8" socket,
will not damage the nut. A6251 18.75
28-34 Thrust plunger & spring set, 4 cylinder,
Model B, fits into front timing cover,
lubricate prior to installing B6275/76 3.75 set



39-48 Bearing set, 3 pieces, standard,
V8, **except** 60 HP B4A-6A251-A 31.95 set
39-48 Bearing set, 3 pieces, .010" oversize OD,
V8, **except** 60 HP 01A-6260-10 52.75 set
37-40 Bearing set, 3 pieces, standard, 60 HP 52-6260-S 57.75 set
32-41 Camshaft to distributor adapter, adapts early
camshaft to 42-48 distributor, 1.56" diameter
hub hole 11A-6280 14.25

Cam Bearing Tool

32-54 Allows you to easily remove & install cam bearings, the driver head slips into the ID of the cam bearing, tapping the tool against the bearing with a hammer is all you need do to remove it from the block, V8 flathead 18-6260-TL 115.00



CRANKSHAFT & PARTS

Engine Turning Tool

28-34 Bolts to end of crankshaft, enables you to turn crankshaft with a socket wrench while rebuilding your engine, 4 cylinder, Model B A6303TL 9.50



Crankshaft Gears



28-34 25 teeth, 4 cylinder, Model B, steel,
use with any B6256 listed above
in "CAMSHAFT & PARTS" B6306 10.75
32-35 28 teeth, V8, steel, use with 18-6256 18-6306 24.85
35-48 22 teeth, V8, steel, passenger,
35-47 pickup 48-6306 24.75
37-40 21 teeth, 60 HP V8, steel 52-6303 30.95
41-47 24 teeth, 6 cylinder "G" engine, steel 1GA-6306 28.50

Crankshaft Gear Woodruff Keys



28-37 4 cylinder, Model B & V8,
except 60 HP B6311 0.70
38-53 V8, 90 & 100 HP 74153-S 2.00

Crankshaft Oil Slingers

These slingers fit the front of the crankshaft.



28-34 4 cylinder, Model B B6310 2.25
32-38 85 HP V8 40-6310 1.75
38-53 95 HP V8 81A-6310 1.75

Crankshaft Pulleys



28-32 1-piece, 4 cylinder, Model B, 5.15" diameter,
use if engine is out of car B6312A 23.75
28-32 2-piece, 4 cylinder, Model B, 5.18" diameter,
use if engine is in car, uses a left hand thread
(reverse thread). B6312B 30.50
28-32 4 cylinder, Model B, modern steel pulley with
timing marks engraved, reduced 2-3/4"
size (inner groove) which slows water pump,
accepts a stock fan belt B6312S 133.50
37-39 60 HP, single groove, 4.32" diameter 52-6312 24.75
41-47 6 cylinder "G" engine, dual belt 2GA-6316 62.00



Crankshaft Ratchet Nuts

Fits into the "nose" of the crankshaft. The hand crank fits into the end of the ratchet to turn the engine over.



28-38	Nut, all engines, except 60 HP & "H" engines	B6319	9.95
37-40	Nut, 60 HP engine	.52-6319	4.75
39-48	Nut, 85, 90 & 95 HP engine, 41-47 6 cylinder "G" engine	81A-6319	4.80

Crankshaft Main Bearing Sets



Besides checking for crankshaft straightness, make certain you or your machine shop installs a new crank drive gear & woodruff key. Mark the location of each of the three main bearing caps prior to disassembly, noting the rear cap on a Flathead does not interchange with the others. Oversize main bearings are utilized when a worn or out-of-round crankshaft is machined (ground) undersize. Note that the maximum bearing clearance on a worn journal is .003" for main bearings on a Flathead V8.



85 HP V8, 21 Stud Engine, 2.4" Journal

37-38	Standard	.68-6330-S	120.00 set
37-38	.010" oversize	.68-6330-10	120.00 set
37-38	.020" oversize	.68-6330-20	120.00 set
37-38	.030" oversize	.68-6330-30	120.00 set
37-38	.040" oversize	.68-6330-40	120.00 set

85-100 HP V8, 24 Stud Engine

39-48	Standard	.81A-6330-S	106.75 set
39-48	.010" oversize	.81A-6330-10	106.75 set
39-48	.020" oversize	.81A-6330-20	106.75 set
39-48	.030" oversize	.81A-6330-30	106.75 set
39-48	.050" oversize	.81A-6330-50	106.75 set

6 Cylinder "G" Engine

41-47	Standard	1GA-6330-S	124.00 set
41-47	.020" oversize	1GA-6330-020	124.00 set

6 Cylinder "H" Engine

47-51	Standard	7HA-6330-S	162.00 set
47-51	.020" oversize	7HA-6330-20	139.50 set
47-51	.030" oversize	7HA-6330-30	162.00 set
47-51	.040" oversize	7HA-6330-40	195.00 set

Rear Main Bearing Oil Seals



32-34	Nitrile, requires machining, 4 cylinder, Model B, with instructions	B-6335	14.95
32-34	NEW Cork-neoprene composite, 2 piece style, easier to install than the 1 piece neoprene seal listed above, 4 cylinder, Model B	B-6335-C	23.50 pair
32-34	Aluminum, as original, upper, 4 cylinder, Model B (not shown)	B-6335-AL	38.75
L36-42	Upper, V8 except 60 HP, with rear single slinger, V-shaped groove	.78-6335	14.50
L36-42	Lower, V8 except 60 HP, with rear single slinger, V-shaped groove	.78-6336	13.95
39-48	Upper, V8 except 60 HP, with rear double slinger, U-shaped groove, 41-42 4 cylinder commercial truck	91A-6335	28.75
39-48	Lower, V8 except 60 HP, U-shaped groove, 39-47 commercial truck	19B-6336	30.95

Rear Main Bearing Packings



32-53	Upper or lower packing, V8, except 60 HP, 41-42 4 cylinder (2 required)	91A-6347	2.95
32-53	Same as above, except Graphite rope seal, a modern material which is coarse, woven & easier to trim than the original rope seal, includes knife & spacers for trimming	91A-6347-GR	18.75

Rear Main Bearing Shim Set



32-34	4 cylinder, Model B, 6 pieces, laminated style	B-6340/46-S	9.30 set
-------	--	-------------	----------

Rear Main Bearing Cap Hardware

The neoprene washers included in this kit can only be torqued once.



28-34	Main bearing bolt kit, 4 cylinder, Model B, modern, includes 4 long bolts, 2 short bolts, 6 hex nuts, 6 washers & 7 neoprene seal-tite washers, washers go against the block	A6344MOD	49.70 kit
-------	--	----------	-----------



28-48	Bearing cap bolt nut, castle nut, black oxide, 1/2"-20, 4 cylinder, Model B & V8, except 60 HP, 41-48 6 cylinder (6 or 8 required)	NCASTLE816	0.90
28-32	Front & center main bearing cap bolt, 4 cylinder (4 required)	B-6347	2.60

Plastigage

Use plastigage to accurately measure clearance on the bearing surface. One package of this thin, waxed string is usually enough for one car. Note that the clearance for both the main & rod bearings is .0015". Includes instructions.

ALL	From 0.001" to 0.003"	.PG1	2.25 pkg
ALL	From 0.002" to 0.006"	.PG2	1.95 pkg





Modern Valve Kit



28-34 **Save** Modern style components, 4 cylinder, Model B, includes (8) B6505SSM, (8) B6510SSM, (8) B6513, (8) 8BA-6514 & (8) 7HA-6518. B6501KT 153.95 kit

"Split" Valve Kit



32-48 **Save** Mushroom valve, split style components, 85, 90 & 95 HP, includes (16) 11T-6505, (16) 40-6510, (16) 40-6512, (16) 78-6513, (16) 40-6514 & (16) 8BA-6571 40-6501-KT 330.00 kit

"Solid" Valve Kit



32-50 **Save** Straight valve, solid style components, 85, 90 & 95 HP, includes (16) 8BA-6505, (16) 8BA-6510, (16) 40-6512, (16) 78-6513, (16) 8BA-6514, (16) 7HA-6518 & (16) 8BA-6571 8BA-6501-KT 215.00 kit

Valve Guide Retainer & "O" Ring

Valve Guide Retainer (12 or 16 required)



32-53 85, 90 & 95 HP, 41-47 6 cylinder "G" engine, horseshoe shape 40-6512 0.75

Valve Guide "O" Ring (8 required)



32-53 V8 engines, **except** 60 HP, intake use with 8BA-6510 or 40-6510 8BA-6571 0.40

Valve Guide Removal Tools



32-53 Duplicate of the original long-handle style, bar type, V8. 91A-6510-TOOL 41.50



28-34 Slips in under the valve to drive out valve guides, economy version, 4 cylinder, Model B A6500VGT 12.00



28-34 Model B, accurate reproduction of K.R. Wilson's tool A6500VGR 15.35

Exhaust & Intake Valves

Exhaust & Intake



28-34 4 cylinder, Model B, mushroom stemmed, 5.729" long, stainless steel (8 required) B6505SS 8.25
 28-34 4 cylinder, Model B, 8BA style, straight stemmed, 5.731" long, stainless steel, (shown) (8 required) B6505SSM 9.75
 32-50 85, 90 & 95 HP, straight stem, for solid guides, 4.817" long, stainless steel (16 required) 8BA-6505 6.75
 32-48 85, 90 & 95 HP, mushroom stemmed, 4.821" long (16 required) 11T-6505 15.00
 37-40 60 HP, mushroom stemmed, 4.371" long, (16 required) (not shown) 52-6505 21.75

Exhaust Only

41-47 6 cylinder "G" engine, mushroom stemmed, 5.250" long (6 required) . . 1GT-6505 13.95

Intake Only

41-47 6 cylinder "G" engine, mushroom stemmed, 5.180" long (6 required) . . 1GA-6507 4.85
 32-48 85 & 95 HP, 4-7/8" long, mushroom stemmed (8 required) 11A-6507 6.20

Valve Guides



28-34 Split type, cast iron, 4 cylinder, Model B (8 pair required) B6510A 8.50 pair
 28-34 One piece, 4 cylinder, Model B, stainless steel (8 required) B6510SSM 8.55
 32-48 Split type, 85, 90 & 95 HP, 41-42 4 cylinder 40 HP commercial truck (16 pair required) 40-6510 9.95 pair
 37-40 60 HP engine (16 required) 52-6510 15.50
 41-47 Exhaust, split type, 6 cylinder "G" engine (6 pair required) 1GA-6510 5.85 pair
 41-47 Intake, split type, 6 cylinder "G" engine (6 pair required) 1GA-6511 5.85 pair



32-53 Solid valve guide, 85, 90 & 95 HP (16 required) 8BA-6510 4.40



Valve Seats



- 32-48 V8, requires machining to install (as required)40-6056 5.95
- 28-34 Hardened steel, 4 cylinder, Model B, requires machining to install, highly recommended for today's unleaded gasoline (8 required) A6506HD 3.75

Valve Springs, Retainers & Locks



- 28-34 Valve spring, 4 cylinder, Model B (8 required) B6513 0.75
- 32-50 Valve spring, 85, 90 & 95 HP & 6 cylinder "G" engine, 41-42 4 cylinder 40 HP commercial truck (8, 12 or 16 required)78-6513 1.75
- 37-40 Valve spring, 60 HP (16 required)52-6513 8.50
- 28-34 Valve spring retainer, 4 cylinder, Model B, use with B6505SS type valves (8 required) B6514 1.35



- 32-48 Valve spring retainer, 85, 90 & 95 HP, 41-42 V8, **except** 60 HP, 4 cylinder 40 HP commercial truck, 6 cylinder "G" engine, use with 11T-6505 or 11A-6507 type valves (8, 12 or 16 required) 40-6514 0.50
- 32-50 Valve spring retainer, for straight valves, **except** 60 HP, use with 8BA-6505 type valves (16 required) 8BA-6514 1.50
- 32-79 Valve locks for 8BA-6505 straight valves, V8, **except** 60 HP, passenger & truck 6 cylinder "H" engine, use with 7HA-6505-A or 7HA-6507 (currently not being reproduced) (16 pair required)7HA-6518 0.50 pair

Valve Cover Oil Baffle (2 required)





- 35-48 V8, **except** 60 HP48-6524 3.25

Valve Cover Gaskets



- 32-34 4 cylinder, Model B B-6521 3.00
- 32-48 V8, **except** 60 HP, "intake"40-6521 4.90



- 37-40 60 HP, "intake"52-6521 9.30
- 41-47 6 cylinder "G" engine (3 required) 1GA-6521 0.90

Valve Tappets & Tool



- 28-34 Set, adjustable, US made, 4 cylinder, Model B, single lock style, 8 pieces . . . A6500SSS 68.25 set
- 28-34 Same as above, **except** each (8 required) A6500SS 9.00



- 28-34 Set, adjustable, US made, 4 cylinder, Model B, double lock style, 8 pieces . . .A6500SLS 54.95 set
- 28-34 Same as above, **except** each (8 required) A6500SL 7.25



- 28-34 Set, adjustable, US made, 4 cylinder, Model B, double lock style, .005" oversized for worn blocks, 8 pieces A6500SLOSS 64.25 set
- 28-34 Same as above, **except** each (8 required) A6500SLOS 9.25



- 32-48 Non-adjustable, with slotted sides, V8, **except** 60HP, 41-42 4 cylinder commercial truck, 41-47 6 cylinder "G" engine (16 required)18-6500 2.50
- 32-53 Set, adjustable, with slotted sides, includes (16) 91A-6500-AJ, V8, **except** 60 HP, 41-42 4 cylinder commercial truck, 41-47 6 cylinder "G" engine 91A-6500-AJST 195.50 set
- 32-53 Same as above, **except** each (16 required)91A-6500-AJ 13.50
- 32-53 Set, adjustable, same as above, **except** "Johnson" style (French hollow), includes (16) 91A-6500-AJJB91A-6500-AJJBST 215.00 set
- 32-53 Same as above, **except** each (16 required)91A-6500-AJJB 14.25



Use the following wrench with any of the above 91A-series tappets.



- 32-53 Adjustable tappet wrench, holds tappets up while adjusting. . . . 91A-6500-WRN 8.95
- 37-40 Set, adjustable, with slotted sides, includes (16) 52-6500-AJ, 60 HP52-6500-AJST 265.00 set
- 37-40 Same as above, **except** each (16 required)52-6500-AJ 18.00



4 Cylinder, Model B Oil Pump & Parts

- 28-34 **NEW** Oil pump, new, a quality import, which is an exact duplicate of the original Ford equipment, comes ready to install, shell & cover plate are zinc, copy of the 30-31 pump with the larger oil flow chamber for improved performance B6600B 117.00
- 28-34 Oil pump, rebuilt **\$50 core fee applies** (see page 57) B6600RE 100.00




- 28-34 Oil pump rebuild kit, driveshaft with gear mounted, along with driven gear, two bushings & cover gasket. B6600U 28.50 kit
- 28-34 Oil pump drive gear bearing, B6551U rides in this bearing B6541 19.25



To remove B6551U, remove the valve cover, compress spring B6570 1/2" from the top, then pull it out. The drive gear & housing can then be removed. Remove the pin from the housing to release the drive gear.

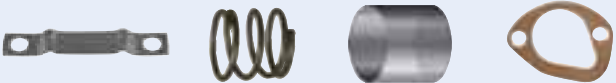
- 28-34 Oil pump drive gear & shaft B6551U 22.50
- The two drive gears listed below are the answer to wear that might have occurred over the years. The width of the teeth is oversized to compensate for camshaft wear.*



- 28-34 .004" oversize B6551U/004 31.00
- 28-34 .010" oversize B6551U/010 31.00



- 28-34 Oil pump driveshaft sleeve B6561 2.50
- 28-34 Oil pump drive gear pin, holds sleeve to upper shaft B12196 0.20
- 28-34 Oil pump drive gear bearing retainer spring B6570 1.45
- 28-34 Oil pump bottom plate bolt & washer set, 8 pieces A6610X 1.20 set



- 28-34 Oil pump retaining spring clamp A6618 1.15
- 28-34 Oil pump retaining spring at bottom of pump B6620 1.05
- 28-34 Oil pump screen, cylindrical-shaped A6623B 3.85
- 28-34 Oil pump screen cover gasket B6626 0.30



- 28-34 Oil pump shield, fits around oil pump in the oil pan, improves distribution of oil to all cylinders, zinc plated stamped steel A6631 13.10
- 28-34 Oil pump holder pin, holds pump in place temporarily when you drop the oil pan B6600TOOL 8.75

Oil Pumps



- 32-53 New oil pump assembly, short body, 50# pressure, **except** 60 HP. 8BA-6600 135.00
- 32-53 New oil pump assembly, short body, 80# pressure, some pickup tube modifications might be required, this is a high output pump, **except** 60 HP 8BA-6600-HO 210.00

LONG BODY NOTE: To convert the above new pumps (8BA-6600 & 8BA-6600-HO) to a long body, you will need: 8RT-6615 oil pickup & 41A-6623 oil screen which are listed on the next page.

Oil Pump Rebuild Kits

- 32-42 V8, **except** 100 HP with 50# pressure pump only, for long body pumps. 18-6600-RKT 65.75 kit
- 32-53 For 8BA-6600 oil pump, 50# pressure, **except** 60 HP 8BA-6600-RKT 76.25 kit



- 35-48 For long body oil pumps, 80# pressure. 41A-6600-KT 50.30 kit



- 37-40 60 HP V8, 2 small gears, bushing & gaskets 52-6600-RKT 27.25 kit

Oil Pump Shafts & Gears



- 32-42 Gear with long shaft, 50# pressure pump, V8, **except** 60 HP 18-6608 31.25
- 32-48 Gear with long shaft, 80# pressure pump, V8, **except** 60 HP 41A-6608 20.25



- 41-47 Gear with short shaft, 6 cylinder "G" engine, V8, **except** 60 HP 5GA-6608 45.95
- 32-42 Small driven gear, 50# pressure pump, V8, **except** 60 HP 18-6610 7.65
- 35-48 Small driven gear, 80# pressure pump, V8, **except** 60 HP 41A-6610 9.00

Oil Filter

Everyone knows the importance of changing your oil regularly in your daily driver. It's important to do the same with your classic car. Nothing benefits an engine more than fresh oil & a new filter free from dirt & sludge. So give us a call, we'll be happy to send you a premium quality filter right away!



- 32-53 All, **except** 4 cylinder & C.O.E., good to have an extra around when you need it 7HA-6731 11.50



Spin-on Oil Filter Conversion Kit

If you are tired of the mess that a canister filter setup can create, you will be happy to find out that we have the solution for your Flathead V8. Our spin-on oil filter conversion kit is simple. It features a powder-coated bracket & a machined aluminum housing along with 2 brass compression fittings & 2 threaded inserts. It attaches to the cylinder head in the factory location utilizing existing head studs or bolts



- 38-48 Flathead V8, filter is included 89A-6731-KT 125.95 kit
- 38-48 Oil filter for above conversion kit,
Motorcraft 8A-6731-M 7.95

Oil Pump Screens & Retainer



- 32-53 Oil pump screen assembly, for 8BA-6600-HO or 8BA-6600 short body pumps, to convert 49-53 short body 80# pressure pump for use in a 32-48 motor 8RT-6615 23.75
- 32-53 Oil pump screen cover only, V8, **except** 60 HP 01A-6615 6.95
- 32-64 Oil pump screen, 85, 90 & 95 HP V8, **except** 60 HP 41A-6623 22.95



- 32-48 Oil pump screen retainer, passenger, 32-47 pickup 68-6628 2.50

Oil Pump Idler Gear Parts



- 32-53 Oil pump idler gear, V8, **except** 60 HP with bushing installed 18-6655 22.50
- 32-53 Oil pump idler gear bushing in cylinder block, V8, **except** 60 HP 18-6657 1.95

Oil Pump Parts



- L29-48 Oil pump bushing, 85, 90 & 95 HP, 4 cylinder, Model B (2 required) A6612 1.10
- 32-53 Lower gear cover plate, 85, 90 & 95 HP, 32-34 4 cylinder, Model B 18-6616 7.85
- 36-42 Oil pump to oil pickup gasket, use with 68-6600 oil pumps (currently not being reproduced), V8, **except** 60 HP 68-6626 0.95



- 32-42 Oil relief valve spring, 50# pressure pump, 41-42 4 cylinder, use with 68-6600 oil pumps (currently not being reproduced) 01A-6654 0.95
- 32-53 Oil pump gear, upper shaft end, 85, 90 & 95 HP 18-6652 6.20



- 32-48 Oil pump plunger, V8, passenger, 32-47 pickup 01A-6663 9.35
- 32-48 Oil pump drive cover, V8, **except** 60 HP 18-6664 5.50
- 32-48 Oil relief valve plug, V8 & 41-47 6 cylinder "G" engine 68-6666 3.50


Oil Pan Gasket Sets



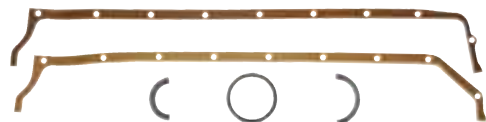
- 32-34 4 cylinder, Model B, 4 pieces B-6781 7.25 set
- 32-34 V8, 4 pieces 18-6781 10.85 set



- 35-48 V8, 85, 90 & 95 HP, 4 pieces 48-6781 14.75 set



- 1940 V8, 60 HP, 4 pieces 022A-6781 6.95 set



- 41-47 6 cylinder "G" engine, 5 pieces 1GA-6781 32.50 set



- 47-48 **NEW** 6 cylinder "H" engine, 5 pieces, passenger, 47 pickup 7HA-6710 14.95

Oil Pan Seals



- 28-48 Oil pan front packing, 4 cylinder & V8, **except** 60 HP (2 required) A6700 1.40
- 32-53 Modern front oil seal, V8, CNC aluminum with "O" ring & seal, comes with instructions, greatly improved design 91A-6700-MOD 29.75
- 28-34 Oil pan to front crankshaft seal, modern style, aluminum with inner seal, 4 cylinder, Model B, replaces two white rope seals in front cover A6700M 28.00
- 28-34 Oil pan to front crankshaft seal, modern style, neoprene, 4 cylinder, Model B A6700MR 14.95

OIL PUMP & PARTS



Oil Pan Mounting Kits



- 28-34 4 cylinder, Model B, 20 bolts, 20 washersA6676S 3.25 kit
- 32-48 V8, 16 bolts, 16 washers..... 18-6766-MT 18.60 kit

Oil Pan Drain Plugs



- 09-38 Set, with brass gasket, 32-34 4 cylinder, Model B, V8, **except** 37 60 HP. B6730/34 2.70 set
- 09-38 Same as above, **except** no gasket. B6730 1.85
- 09-38 Same as above, **except** features a built-in magnet that will collect any loose metal particles, a great item... a potential engine saver!..... B6730M 3.50
- 39-48 Oil pan drain plug, 1-1/2"-20 x 5/8", V8 & 39-40 60 HP, 47-51 6 cylinder "H" engine, having an oil pan clean out plate52-6730 7.00
- 47-48 Oil pan drain plug, 7/8"-16, hex head plug with nylon washer, 6 cylinder "H" engine having oil pan without cleanout plate8HA-6730 7.95

Oil Pan Drain Plug Gaskets



- 09-38 Use with B6730 or B6730M (listed above), fiber, 32-34 4 cylinder, Model B, V8, **except** 37 60 HP.A6734A 0.25
- 09-38 Same as above, **except** brassA6734B 0.90
- 09-38 Same as above, **except** copperA6734C 0.65
- 39-48 Use with 52-6730 (listed above), fiber, V8, 39-40 60 HP, 47-51 6 cylinder "H" engine52-6734 1.10

FLYWHEEL & PARTS

Flywheel Ring Gears & Parts

Flywheel Ring Gears



- 28-48 85, 90 & 95 HP engine, 112 teeth, also fits 32-34 4 cylinder, Model B B6384 24.95
- 37-40 60 HP, 122 teeth52-6384 19.75
- 41-48 6 cylinder, 112 teeth, passenger, 41-47 commercial & truck 2GA-6384-A 69.75

Flywheel Parts



- 28-48 Flywheel bolt set, special hardened bolts with a hole drilled in the head for safety wire, 4 pieces B6376S 7.75 set
- 28-48 Same as above, **except** each (4 required)B6376 1.50

Oil Dip Sticks



- 28-34 Original cadmium-plated style, 4 cylinder, Model B B6750 2.25



- 35-48 V8, 90 & 100 HP, 35-47 commercial & truck, **except** C.O.E.48-6750 8.95
- 35-48 Same as above, **except** chrome. ... 48-6750-CH 19.75

Oil Dip Stick Tube Boss

These are located outside of the oil pan where the dipstick goes.



- 32-46 V8, **except** 60 HP,48-6751 31.00
- 32-48 With oil return hole, with gasket & mounting rivets, passenger & 32-47 commercial 59A-6751 26.50

Oil Dip Stick Tube



- 35-53 8-1/4" long, V8, **except** 60 HP 48-6754-B 6.75

Oil Filler-Breather Parts



- 35-48 Front oil filler-breather tube, V8, **except** 60 HP48-6759 4.75
- 35-48 Oil filler-breather cap, 85, 90 & 95 HP, cylindrical48-6766-B 9.85
- 35-48 Same as above, **except** chrome. ... 48-6766-CH 21.75
- 37-40 Oil filler-breather cap, 60 HP, black.52-6766 18.75



- ALL Safety wire, 1/4 lb. spool, .032" stainless steel, a great item SAFETYWIRE 6.95 roll
- 28-48 Flywheel dowel, 21/32" long, 4 cylinder, 6 cylinder & V8, fits into rear flange area of crank to attach flywheel (2 required)B6387 0.85
- 32-34 Flywheel housing gasket, 4 cylinder, Model BB6396 0.70
- 32-34 Flywheel shim, used on two bolts at rear of engine block between housing & block, it's recommended that you buy 4 or 6 to shim properly (2 required)B6400 0.45



When replacing your flywheel & a new or rebuilt clutch/pressure plate unit, it's advisable to have the assembly along with the crank dynamically balanced. This greatly reduces vibration & wear on bearings.



Core Information

At MAC's, we care about cores. Cores are often required for items that are not available new & thus have to be rebuilt using an original style unit, what we refer to as a "core." Consequently, these cores are always needed, so we can offer them rebuilt & help to keep these vital automotive products available for all Ford fans. This is noted where applicable in the catalog with a * & note referring to this page.

MAC's charges a **core fee** on the designated items listed below. For some items, we must have your core in advance of shipping, as surplus cores are not readily available. This is noted where applicable in the catalog. On all other core items, we prefer you send in your core with your order. This will allow us to compare items & ensure we are sending you the correct unit.

WE WANT YOUR CORES. When you fail to send MAC's your core, the future availability of the item becomes questionable. Help MAC's keep these items alive for the next generation of Early V8 enthusiasts by sending us your core.

A **core fee** on the items listed below will be charged if MAC's has not received a core by the shipping date. The **core fee** will be refunded upon receipt of an acceptable exchange & within 90 days. All cores must be shipped prepaid by the customer in good, rebuildable condition. If you feel your core is unrebuildable or of marginal condition, save yourself time & money, **DON'T SEND IT.**

Early V8 Core Items (page number)

- Brake Shoes (12 & 16)
- Clutch Pressure Plates (64)
- Ignition Coils (114)
- Flywheel Assembly (64)
- Connecting Rods (48)
- Carburetors (100)
- Distributors (115 & 118)
- Camshaft (50)
- Oil Pump (54)
- Generators (106)
- Clutch Discs (64)
- Starters (110)

VIN INFORMATION

WE BUY CORES! If you have a **LARGE QUANTITY** of cores available, **MAC's might be interested in buying them. Call Randy at 800-777-0948 ext. 103 for current needs & prices paid. We are in extreme need of all carburetors!**

Early V8 VIN info (Below are general guidelines. We also refer many people to the various Early V8 Web sites listed in the front of the catalog for more information.)

Unlike Fords made in the later 1950s & '60s, there was little or no build/option information available found by reading the vehicle's serial number. Once again, the frame serial number might no longer correspond to the engine/transmission number because of drive train upgrades during the past 60 years.

- Serial numbers for Early V8 Fords (1932–48) are usually located on top of the left hand frame rail, near the front cross-member, with an additional stamping further back on the same side. Usually starting with a two-digit prefix, a star was stamped before & after the serial number to discourage adding digits.
- For decoding body/model number prefixes to determine the year of a passenger car, refer to the chart found on page 2.
- The body number tag was typically mounted on the firewall, inside the engine compartment on the left hand driver's side. The last series of digits in the number indicate the sequence of production.
- Lastly, Ford also stamped the serial number on the top center area of the transmission bell housing. This is visible when the floorboard/transmission cover plate is removed from the interior.



Main Drive Gears



- 32-38 * 16 teeth, V8, **except** 60 HP, passenger & commercial, 32-34 4 cylinder, Model B.48-7017 110.00
 - 36-40 * 14 teeth, V8, passenger, 39-40 Pickup.67-7017 73.95
 - 37-39 15 teeth, 60 HP, passenger.74-7017 74.75
 - 38-50 ** 16 teeth, 85, 90 & 95 HP.81A-7017 215.00
 - 38-48 ** 15 teeth, 85, 90 & 95 HP, 39 V8 95 HP passenger & commercial, 40-48 6 cylinder passenger & commercial.022A-7017 215.00
- * Use with spur, helical cut clusters
 ** Use with helical cut clusters

Main Drive Gear Bearings



- 32-48 3.149" OD, V8, 85, 90 & 95 HP, 4 cylinder, with snap ring (shown). . .B-7025-V8 16.50
- 37-39 2.834" OD, 60 HP, passenger.8A-7025 24.75

Main Drive Gear Bearing Oil Baffle



- 28-48 32-48 passenger, commercial, 122" & 3/4 ton truck, 4 cylinder, 6 cylinder & V8, **except** 60 HP.B7040 1.45

Main Drive Gear Bearing Retainer & Oil Seals



- 32-48 Retainer, 85, 90 & 95 HP, 4 & 6 cylinder, V8, **except** 37-39 60 HP, use with 78-7052 below.78-7050 34.95
- 32-48 Oil seal, 85, 90 & 95 HP, passenger 60 HP, use with 78-7050 above.78-7052 3.95
- 42-71 Oil seal, pickup, use with 21C-7061 or 59C-7061 (currently not being reproduced).21C-7052 5.00

Main Shafts



- 32-35 6 straight splines, passenger, 32-40 commercial.B-7061 139.50



- 1936 6 helical splines, 85 HP, passenger & commercial (shown). . .68-7061-A 84.75
- 36-39 16 helical spline, 85, 90 & 95 HP, 36-39 85 HP passenger, 37-39 V8 commercial, 39 60 HP 122" truck. . .68-7061-B 85.25
- 37-39 14 helical splines, 60 HP, passenger.74-7061-B 63.00

Main Shaft Parts



- 28-48 Main shaft spacer, pilot bearing spacer. . . B7063 0.60
- 32-48 Main shaft snap ring, 1.43" ID (shown). . . B-7064 3.95

Main Shaft Bearings



- 32-48 Sealed on both sides, with snap ring. . .51A-7065-T 35.95
- 32-48 Open, with snap ring.51A-7065-F 13.25
- 37-39 60 HP, passenger.74-7065 14.50

Main Shaft Gear Thrust Washers



- 32-39 For second gear front.B-7069 5.75
- 38-48 For intermediate gear, 8 slots, 2" OD. . .81A-7071 6.25
- 32-39 For second gear, 6 slots, 2" OD.68-7071 6.65

Main Shaft Bearing Oil Baffles



- 28-35 4 cylinder, Model B, 85 HP, passenger & commercial.A7080B 1.40
- 36-48 V8 36-48 & 41-48 6 cylinder.68-7080 1.45

Main Shaft Bearing Retainer

Also serves as transmission & engine support.



- 42-48 Passenger.21A-7085 35.00



Universal Joint Assemblies



- 28-48 85, 90 & 95 HP, passenger, 32-41 commercial B7090U 99.00
- 37-39 60 HP 74-7090 99.00

Universal Joint Repair Kits



- 28-48 Universal joint, spider, roller bearing & ring repair kit for B7090U style (listed above) A7084 40.95 kit
- 42-47 Universal joint, spider, roller bearing & ring repair kit, pickup 21C-7039 13.95 kit

Universal Joint to Main Shaft Bolt & Washer Set



- 28-48 For B7090U (listed above) B7095 1.45

Universal Joint to Driveshaft Line-up Tool

- 09-48 Exact reproduction, holds universal joint, allowing you to keep fingers out of the bell housing, use on any vehicle that has a closed driveshaft tube A7095T 28.00



Low & Reverse Slider Gears



- 32-35 29 straight teeth, 6 spline B-7100 116.75
- 36-40 29 straight teeth, 6 spline 67-7100 116.75
- 37-39 27 helical teeth, 60 HP, passenger 74-7100-B 62.95
- 36-50 29 helical teeth, 16 spline 01A-7100 100.95

Second Gears & Sleeve Bushings



- 39-50 85, 90 & 95 HP, with bushing, 22 helical teeth, 1.582" (shown) 81A-7102 160.00
- 1937 60 HP, 21 helical teeth 74-7103-A 65.00
- 37-39 60 HP, 24 helical teeth 74-7103-B 95.00



- 32-39 Sleeve bushing, 60, 90 & 100 HP 68-7104 35.50
- 37-38 Sleeve bushing, 60 HP, use with 74-7103-A 74-7104 8.50

Complete Synchronizer Assembly



- 40-54 85, 90 & 95 HP, 3 clips, passenger, 40-62 pickup, includes: (1) 81A-7105, (1) 01A-7106, (2) 81A-7107 & (1) 51A-7109-S 8M-7124 108.50

Synchronizer Intermediate Hub




- 39-48 95 & 100 HP passenger & commercial .. 81A-7105 26.50

Synchronizer Outer Sleeve



- 40-48 1.25" wide, V8 passenger, except 60 HP 01A-7106 49.25

Synchronizer Hub Ring Assembly



- 37-39 60 HP 74-7108 54.25

Synchronizer Hub Parts



- 39-60 Blocking ring, brass, 39-48 V8 95 & 100 HP passenger & commercial (2 required) 81A-7107 5.95
- 39-48 Spacer, 1.81" OD, .0655" thick, passenger, 38-50 commercial. 81A-7069-A 5.95



- 38-48 Hardware set, 3 clips & 2 springs, use with 81A-7105 listed above .. 51A-7109-S 10.15 set
- 39-48 Set, ball & spring, passenger, 39-50 pickup 81A-7109-S 13.25 set

Countershafts



- 32-50 All 85 & 95 HP, 41-48 6 cylinder, 8-9/32" long (shown) B-7111 8.95
- 37-39 60 HP, 7-3/8" long 74-7111 5.85



- 29-47 Truck & 39-47 commercial, 9-3/8" long. 51-7111 36.50



Zephyr Gear Set

With a closer ratio than stock Ford gears, the Zephyr has been the choice of go-car drivers since the '40s. It allows the engine to run at a more efficient RPM more of the time. Ideal for hopped up & lighter cars.



- 36-50 Includes 26 tooth cluster gear, 18 tooth input shaft & 24 tooth second gear, V8, **except** 60 HP, 39-50 Mercury06H-7112-ST 695.00 set

Cluster Gears



- 32-35 90 HP, 32-34 4 cylinder, Model B, 28-24 helical teeth, 18-15 spur teeth (shown)48-7113 300.00
 36-41 85 HP, 29 teeth, spur-helical, commercial, 3/4 or 1 ton with 122" wheelbase (shown)67-7113 73.95
 39-48 Several engine types, 29-24-18-14 all helical, V8 95 & 100 HP passenger & commercial (shown) . . . 022A-7113 379.50
 36-48 85, 90 & 95 HP, 28-24-18-14 all helical, V8, **except** 60 HP68-7113 335.00
 37-39 60 HP, 29-19 helical & 17-13 spur teeth, passenger74-7113-A 175.00
 37-39 60 HP, 29-19-17-13 all helical, passenger74-7113-D 175.00

Cluster Gear Thrust Washers



- 32-54 Front & rear cluster washer, (2 required) B-7119 5.50
 36-48 Rear thin washer, 36-48 V8, **except** 60 HP 8M-7128 1.95

Cluster Gear Thrust Plates



- 32-36 4 tooth, 85 HP, rear68-7129-A 5.50
 36-48 Thick, 4 prong, for 68-7113 & 022A-7113 cluster gear listed above, 36-48 V8, **except** 60 HP, rear68-7129-B 14.25
 36-53 Thick, 36-48 V8, **except** 60 HP, 40 60 HP passenger, 37-39 122", 39 truck, 41-48 6 cylinder, inner 8M-7129 8.25
 1937 60 HP with spur gear, rear74-7129-A 5.75
 37-39 60 HP with helical gear, rear74-7129-C 4.45

Cluster Gear Bearings



- 28-50 Front, short, 1-7/16" (2 required). B7118 4.50
 28-50 Rear, long, 1-11/16". B7121 4.50
 37-39 60 HP74-7118 14.75

Reverse Idler Gears



- 32-38 85 HP, spur cut gear, 18 teeth, **limited availability** B-7141 23.95
 38-50 85, 90 & 95 HP, helical gear, 18 teeth68-7141 85.25
 37-39 60 HP, passenger, helical gear, 18 teeth74-7141-B 34.00

Reverse Idler Gear Shafts



- 32-62 2-11/16", 32-48 V8 **except** 60 HP, 41-48 6 cylinder (shown). B-7140 16.50
 37-39 60 HP, passenger, **limited availability**74-7140 7.00

Transmission & Universal Joint Gasket Sets



- 32-48 85, 90 & 95 HP, passenger, 32-52 pickup . . B-7153 10.75 set



- 37-39 60 HP, passenger74-7153 3.80 set

Transmission Case Drain Plug



- 28-48 Passenger, 28-47 pickup, **except** 60 HP, steel. A7008 0.85

Transmission & Engine Rebuilding Books



- 32-52 **The Ins & Outs of Early Ford Transmissions**, an illustrated breakdown of early transmissions used in Ford passenger vehicles, includes black & white drawings as well as photographs, 63 pages VB12 34.75
 32-53 **Rebuilding The Famous Ford Flathead**, a step by step approach to rebuilding the famous "FLATTIE," covers all models from 32-53, a necessary guide for the flathead rebuilder, 140 pages, 81 detailed diagrams VB124 14.95
 49-53 **Thunder Road Flathead**, by Bill Sinclair, 10 valuable chapters of procedures complete with pictures, diagrams & helpful hints for Ford & Mercury flatheads, 61 photos, 84 pages BK474D 33.95



Main Drive Gear



29-47 7.78", 17 teeth, all engines, truck,
39-47 commercial & 122" truck.BB7017A 175.00

Main Drive Gear Bearing



29-47 Truck, 39-47 commercial & 122".BB7025 29.00

Main Drive Gear Bearing Retainers



35-47 Truck, 39-47 commercial & 122".51-7050 27.75
40-47 Commercial, 122"01Y-7085-A 54.95

Main Shaft



29-47 10.14", 6 straight splines, truck,
39-47 commercial & 122"BB7061 84.50

Main Shaft Spacer (Snap Ring)



29-47 1.29" OD, 39-47 commercial,
122", truck.BB7063 2.50

Main Shaft Ball Bearing



29-47 1.37" ID, 3.14" OD, truck,
39-47 commercialBB7065 27.00

Main Shaft Ball Bearing Thrust Washer



29-47 39-47 commercial, 29-47 truckBB7062 1.20

Front Universal Joint Assembly



38-41 Commercial with 4-speed81C-7090 88.95

Universal Joint Repair Kits



40-47 Commercial01T-7039 19.50 kit
40-47 122"4635-UJ680 16.95 kit

Low & Second Gear



29-47 43 & 33 spur teeth, 6 straight
splines, 39-47 commercial &
122", 29-47 truck.BB7100 131.75

Third & High Gear



29-47 24 spur teeth, 6 straight splines, 39-47 commercial
& 1 ton, 39-42 3/4 ton, 29-47 truck. . . .BB7101 93.00

Third & High Gear Shifter Shaft



29-47 Shifter shaft rail, 7.06", 1 ton.AA7246 14.10

Countershaft



29-47 9-3/8" long, truck, 39-47
commercial & 122"51-7111 36.50

Cluster Gear



29-47 43-36-27-17 spur teeth, 39-47 commercial
& 122", 29-47 truck.BB7113 370.00

Cluster Gear Bearings



29-47 Large roller bearing, 1" ID, 1.62" OD,
2.464" long, 29-47 truck, 39-47
commercial & 122" (2 required)BB7118 21.50

29-47 Small pilot roller bearing, .825" ID,
1.25" OD, 1.45" long, 29-47
truck, 39-47 commercial & 122"BB7120 14.75



29-47 Cluster gear bearing spacer,
29-47 truck, 39-47 commercial
& 1 ton, 39-42 3/4 tonBB7115 9.30
32-47 Cluster gear thrust plate washer.B-7129 3.95

Reverse Idler Gear & Shaft



29-47 22-18 spur teeth, 39-47 commercial & 122",
29-47 truckBB7141 90.00

29-47 Reverse idler gear shaft, 5",
39-47 commercial & 122",
29-47 truckBB7140 19.75

Truck Transmission & Universal Joint Gasket Set



29-47 8-piece set, 32-47 commercial
3/4 ton, 39-47 commercial 1 ton
(38 60 & 85 HP), 32-34 4 cylinder
truck, 32-47 8 & 6 cylinderBB7153 15.75 set

Countershaft & Reverse Idler Shaft Retainer



29-47 39-47 commercial, 29-47 truckBB7155 2.50



GEAR SHIFT KNOBS

All floor shift gear shift knobs have female 5/16"-24 thread.



- | | | | |
|--|---|---|---|
|  |  |  | |
| 28-36 Floor shift, black | A7213A | 3.25 | |
| 28-36 Floor shift, brown. | A7213BR | 3.75 | |
| 36-37 Floor shift, black, passenger,
36-52 commercial | 91C-7213 | 13.95 | |
|  |  |  | |
| 37-38 Floor shift, brown. | 78-7213 | 5.75 | |
| 1939 Floor shift, light yellow, Ford cars . . | 91A-7213 | 13.95 | |
| 1939 Floor shift, ivory, passenger,
Mercury | 99A-7213 | 7.75 | |
|  |  |  | |
| 1940 Column shift, sand, Standard,
40-41 commercial | 01A-7213-A | 7.95 | |
| 1940 Column shift, maroon, Deluxe . . . | 01A-7213-B | 7.75 | |
| 1940 Column shift, dark blue, Mercury . . | 09A-7213 | 9.75 | |
|  |  |  | |
| 1941 Column shift, tan, 42 Deluxe &
Super Deluxe | 11A-7213 | 7.75 | |
| 1942 Column shift, maroon, Special . . . | 01A-7213-B | 7.75 | |
| 1942 Column shift, butterscotch,
Deluxe & Super Deluxe. | 21A-7213-B | 7.75 | |
|  |  |  |  |
| 1946 Column shift, blue-gray,
Super Deluxe | 51A-7213-B | 7.75 | |
| 1946 Column shift, chocolate,
Deluxe | 51A-7213-CB | 7.75 | |
| 42-47 Column shift, black, pickup | 21C-7213 | 7.75 | |
| 46-48 Column shift, gray-tan, 46 convertible,
station wagon & Sportsman,
all 47-48 | 51A-7213-C | 7.75 | |

- | | | |
|---|---|---|
|  |  | |
| 28-39 Floor shift, glass, blue swirl,
mushroom-shaped | A7213BM | 18.00 |
| 28-39 Floor shift, glass, blue swirl
(shown at left) | A7213BA | 18.00 |
| 28-39 Floor shift, glass, green swirl | A7213GA | 18.00 |
| 28-39 Floor shift, glass, green swirl,
mushroom-shaped
(shown at left) | A7213GM | 18.00 |
|  |  |  |
| 28-39 Floor shift, glass, black swirl | A7213KA | 18.00 |
| 28-39 Floor shift, glass, black swirl,
mushroom-shaped | A7213KM | 18.00 |
| 28-39 Floor shift, glass, red swirl,
mushroom-shaped | A7213RM | 18.00 |
| 28-39 Floor shift, glass, red swirl
(shown at left) | A7213RA | 18.00 |
|  |  | |
| 28-39 Floor shift, black plastic,
with quartz clock insert | A7213CB | 25.75 |
| 28-39 Floor shift, black walnut,
with quartz clock insert | A7213CW | 26.50 |
| 28-39 Floor shift, walnut with "Ford"
script (shown at left) | A7213W | 18.00 |
| 28-39 Floor shift, leather with "Ford"
script (shown at left) | A7213L | 19.75 |
| 28-39 Floor shift, solid onyx, blue "Ford"
script is bonded in lucite
(shown top right) | A7213OF | 18.00 |

For other accessory gear shift knob options, see page 296.



3-SPEED SHIFT TOWER

Floor Shift Parts



- 32-39 Floor shift cover gasket, passenger, **except** 60 HP, 32-47 commercial 122" B-7223 1.95
- 29-39 Floor shift lever spring, passenger, 32-47 commercial BB7227 1.20
- 28-37 Transmission tower plungers & spring set, fits in tower cover & notches on the shifter shaft, passenger & pickup, **except** 60 HP A7233/34 4.90 set

High & Intermediate Shifter Fork




- 37-39 60 HP, passenger 74-7230 30.95

Low & Reverse Shifter Forks & Shaft



- 36-39 Fork, floor shift, passenger, V8, 85, 90 & 95 HP, 36-47 commercial, 38-47 122" 68-7231 30.95
- 40-48 Fork, column shift, passenger & commercial 01A-7231 18.95
- 36-39 Shaft, passenger, 6-1/4" long, V8, 85, 90 & 95 HP, 36-47 commercial, truck, 122" 81A-7240 9.30

Gear Shift Boots



- 32-39 Black, passenger, 32-52 pickup 99A-7242-B 11.00
- 32-39 Tan, passenger, 32-52 pickup 99A-7242-T 11.75

Column Shift Repair Kit



- 40-48 **Save** Passenger & pickup, includes: (1) 01A-7208, (2) 01A-7221, (1) 01A-7246 & (1) 01A-7354-RK, this kit will allow you to tighten up & eliminate play from the shifter. 01A-7202-KT 29.95 kit
- 40-53 Column lever spring, passenger, 40-56 commercial 01A-7208 0.95
- 40-56 Shifter housing pin, gear shift lever to housing, passenger, 40-54 Mercury, 40-55 pickup with column shift (2 required) 01A-7221 5.95
- 40-62 Column shift lever insulator, rubber, passenger & commercial, 40-60 pickup 01A-7246 3.95
- 40-48 Shifting linkage repair kit, 4 brass bushings, 4 rubber grommets & 4 washers, for passenger & commercial with 3-speed column shift. 01A-7354-RK 18.95 kit
- 40-48 **NEW** Set of 4 hairpin type retaining pins, use with 01A-7354-RK, passenger, 48-56 pickup 352358-ST 2.95 set

Column Shift Lever Assemblies & Parts



- 40-48 Column shift lever assembly, second & high, passenger & commercial 01A-7302 25.95
- 40-48 Column shift lever assembly, low & reverse, passenger & commercial. 01A-7303 25.95
- 40-48 Column shift fulcrum pin, 3.06" long, passenger & commercial. 01A-7219 3.10
- 30-39 Passenger BB7220 3.15
- 40-48 Column shift gasket set, 3 pieces 01A-7223-K 1.75 set
- 40-50 Column shift lever cover oil seal, passenger, 40-52 commercial (2 required) 01A-7288 4.00
- 40-48 Lower column bracket, passenger & commercial. 01A-7319 4.95

4-SPEED SHIFT TOWER

Shift Lever Knobs



- 28-47 Floorshift, black, commercial & truck, N.O.S. BB7213 11.75
- 36-52 Floorshift, black, commercial 91C-7213 13.95

Shift Lever Latch

- 28-42 Commercial & truck. BB7218 3.10

Shift Lever Cap Housing & Spring




- 29-47 Commercial BB7220 3.15
- 29-39 Floor shift lever spring, passenger, 32-47 commercial BB7227 1.20

Shifter Fork & Gate



- 29-47 First & second, commercial & truck BB7231 30.95
- 29-42 Reverse, commercial & truck BB7232 8.75

Shifter Shaft Lock

- Plunger Spring** (2 required) 
- 29-47 Commercial & truck. BB7234 1.30

Shifter Rails



- 29-47 Reverse, 5-1/16" long, commercial & truck BB7244 10.25
- 30-47 Reverse, 7.25" long, commercial & truck BB7242 10.25

Call (800) 777-0948 to Place Your Order, or Order Online at macsautoparts.com

Shop online TODAY for our selection of more than 75,000 parts for your vehicles!



Flywheel Assembly

This V8 conversion flywheel assembly works on stock Model A & B transmissions only. An original flywheel is modified, making it lighter, it is also reground for better clutch performance & balanced to reduce vibration. You will receive a flywheel, clutch disc & a 3 fingered V8 pressure plate.

A \$100.00 core fee applies, see page 57 for core fee information.
For further information, call 800-777-0948, extension 250.



M28-32 Modified.....B6375C 503.00

Clutch Discs



- | | | | |
|-------|---|----------|-------|
| 32-40 | 9" diameter, passenger, V8, except 37-39 60 HP, 28-34 4 cylinder, Model B, new | B7550U | 34.45 |
| 35-56 | 11" diameter, trucks with 4-speed transmission, \$35.00 core fee* | 81T-7550 | 50.00 |
| 37-39 | 8.5" diameter, V8 60 HP engine, \$50.00 core fee* | 74-7550 | 77.50 |
| 41-48 | 10" diameter, 10 splined, passenger, 32-56 pickup, 3-speed 6 & V8 truck, 3/4 & 1 ton, new | 29A-7550 | 49.00 |

Clutch Disc Alignment Tool



- | | | | |
|-------|---|--------|------|
| 28-48 | Aligns disc with the pilot bearing when installing a new disc | A7550T | 3.95 |
|-------|---|--------|------|

Clutch Pressure Plates



- | | | | |
|-------|---|-----------|--------|
| 28-34 | 10" diameter, passenger, 4 cylinder, Model B 6 finger style, \$40.00 core fee* | BB7563* | 95.00 |
| 32-40 | 9" diameter, passenger & pickup, 3 finger style, 3-speed, \$40.00 core fee* | 09A-7563* | 84.95 |
| 35-56 | 11" diameter, trucks with 4-speed transmission, new | 51-7563 | 105.00 |
| 37-39 | 8.5" diameter, 60 HP passenger, \$100.00 core fee* | 74-7563* | 95.95 |
| 41-48 | 10" diameter, passenger & pickup, 3-speed, new | 19A-7563 | 94.50 |

* see page 57 for core details.

Clutch Pedal Shafts



- | | | | |
|-------|--|----------|-------|
| 32-34 | 5-5/16" long, passenger & pickup, 32-39 truck, 38-39 122", except C.O.E. | B-7506 | 18.75 |
| 35-38 | 6.12" long, passenger & commercial, 38-47 truck, C.O.E. must also use 48-2470-A (currently not being reproduced) | 48-7506 | 23.75 |
| 40-48 | 5-1/2" long, passenger, 40-41 pickup | 01A-7506 | 12.00 |

Clutch Pedal Shaft Bushings



- | | | | |
|-------|---|----------|------|
| 32-34 | 1.78" long, .885" ID, .951" OD, passenger, 32-34 & 41-47 pickup & 32-47 122" & truck (2 required) | B-7526 | 3.10 |
| 35-39 | 1.80" long, 1.058" ID, 1.129" OD, passenger & pickup, 38-47 C.O.E (2 required) | 48-7526 | 2.50 |
| 1939 | 1.92" long, 1.193" ID, 1.254" OD, passenger, pickup & 122" truck .68" | 91A-7526 | 5.95 |



- | | | | |
|-------|--|-------------|----------|
| 1939 | Save Rebuild kit, (1) 91A-7526 & (2) B7508, passenger & pickup | 91A-7526-KT | 8.95 kit |
| 40-48 | .68" long, .75" ID, .8125" OD, passenger, 40-41 pickup (2 sets required) | 01A-7526 | 3.90 set |

Clutch Bracket & Ball Assemblies



- | | | | |
|-------|--------------------------------------|----------|-------|
| 40-48 | Passenger, 40-41 commercial | 01A-7507 | 21.70 |
| 40-47 | Full size truck, 4-speed | 01T-7507 | 21.70 |
| 42-47 | Commercial & 122", 40-47 3/4 & 1 ton | 01Y-7507 | 18.95 |

Clutch Bracket & Ball Bushing



- | | | | |
|-------|---|-------------|-----------|
| 40-64 | Plastic compound, which is durable & long-lasting, the lubricant fortified material requires no maintenance, has tabs for alignment, which makes it easy to install, passenger & pickup | 01A-7517-TQ | 4.95 pair |
|-------|---|-------------|-----------|

Clutch Release Shafts



- | | | | |
|-------|--|----------|-------|
| 32-39 | 11-3/8" long, passenger, commercial, truck, 122", except 60 HP. | B-7510 | 21.75 |
| 40-48 | 11" long, passenger, 40-52 pickup | 01A-7510 | 34.75 |

Clutch Release Shaft Bushings (2 required)



- | | | | |
|-------|--|-------------|----------|
| 28-34 | 1" long x .94" OD x .887" ID, passenger, commercial & truck, 39 passenger & commercial | B7508 | 1.85 |
| 35-38 | Thin wall, 1.375" long x .938" OD x .870" ID, passenger & commercial, 40-41 commercial, 35-47 truck & 122" | 40-7508 | 2.75 |
| 1939 | Save Rebuild kit, (2) B7508 & (1) 91A-7526, passenger & pickup | 91A-7526-KT | 8.95 kit |
| 40-48 | Thick wall, 1.249" long x 1.4" OD x .872" ID, passenger, 40-52 commercial | 51A-7508 | 5.75 |



Clutch Release Shaft Fork & Pin



- 28-48 Clutch release fork, 85, 90 & 95 HP, passenger, 32-52 pickup. B7515 17.00
- 28-48 Clutch release fork pin, 1-1/2" long, **except** 60 HP, passenger, 32-52 pickup 352581-S 0.55

Clutch Pedal Adjusting Rod



- 32-48 Passenger & pickup, 32-34 4-speed truck, 32 V8 3-speed truck, 37 3-speed 60 HP passenger & commercial, 35-39 3-speed 85 & 95 HP passenger & commercial, 32-47 trucks, 90 HP48-7521 7.75

Clutch Pedal Retracting Springs



- 1932 Stainless steel, 3-3/16", passenger & pickup. B-7523 7.00



- 33-34 2.81", passenger & pickup78-7523 2.50



- 35-36 3.44", passenger & pickup, 38 commercial 4-speed.48-7523 2.85



- 37-38 2.81", passenger & pickup78-7523 2.50



- 1939 5.40", passenger, 39-47 pickup, also for brake pedal (2 required). 91A-7523 2.50



- 1940 17.30", passenger, 40-41 pickup. 01A-7523 2.95



- 41-48 7.30", passenger & pickup 11A-7523 2.75



- 41-48 7.60", passenger & pickup 99A-7523 2.75

Clutch Adjusting Rod Clevis & Pin



- 32-48 Clutch adjusting rod clevis, all styles, passenger, 32-52 commercial. B-7532 9.75
- 28-48 Clevis pin for above clevis, grooved head, passenger, 32-47 commercial. B7533B 1.35

Equalizer Shaft Washer & Spring



- 40-48 Passenger, 40-47 pickup.01A-7539-A 0.95
- 40-48 Passenger, 40-52 pickup01A-7545 1.45

Clutch Release Bearing Hub & Throwout Bearing Set



- 35-48 Set, includes bearing (B7580T) & hub (48-7561), passenger, 35-52 commercial & pickup, **except** 37-39 60 HP, bearing must be pressed onto the hub 48-7561-SET 38.75 set

Clutch Release Bearing Hubs



- 32-34 Passenger & commercial.09B-7561 17.95



- 35-48 Passenger, 35-52 commercial & pickup, **except** 37-39 60 HP48-7561 19.95



- 37-39 60 HP, passenger74-7561 12.85

Hub Springs




- 32-34 Passenger & commercial, 45-47 V8 100 HP 4-speed 122", 3/4 ton & truck, **except** 33-34 V8 truck B-7562 1.25
- 35-48 Passenger, 35-47 commercial & truck, 39-47 122", 39-44 3/4 ton, **except** 60 HP48-7562 1.25

Clutch Throwout Bearings



- 28-48 Passenger, **except** 37-39 60 HP, 32-64 pickup, top quality B7580T 21.95
- 28-48 Passenger, **except** 37-39 60 HP, 32-64 pickup B7580 15.75
- 37-39 60 HP only, 3-speed, passenger.74-7580 14.85

Clutch Pilot Bearing & Bushing



- 28-63 Clutch pilot bearing A7600 4.25
- 28-48 Clutch pilot bronze bushing, oil-lite type, optional with A7600.70-7600 4.15



RADIATOR PARTS



Originally, Ford cooling systems were not pressurized. By going to a slightly higher pressure cap (4 lbs.), you will raise the coolant boiling point, keeping your engine cooler.

Radiators

Direct-bolt-in Walker radiators are finally available for your Flathead V8! They look very similar to the original radiators, but have less detail on the upper tanks & are not ideal for judged cars. The dual inlets & outlets are 1-3/4" in diameter. The radiator is pressurized to 15-17 pounds. Cap is not included & a 7 pound cap is recommended. We suggest using our 1M-8100-A radiator cap.

37-38	NEW	Passenger, 39 Standard	81A-8005-B	706.00
1940	NEW	Passenger, 39 Deluxe, 39-40 Mercury	91A-8005-B	706.00
1941	NEW	Passenger, Ford & Mercury	11A-8005-B	706.00
42-48	NEW	Passenger, Ford & Mercury, V8	21A-8005	706.00

RADIATOR SHIPPING NOTE:

Most radiators are drop shipped directly from Walker. Allow 2-3 weeks for delivery of radiators. There is a flat rate \$30.00 shipping fee to all destinations within the contiguous U.S.

Radiator Caps



1932	Chrome plated, die cast	B-8100	19.75
1932	Chrome plated, die cast, flying quail, B-8100-RK included	B-8100-Q	54.95
1933	Chrome plated, die cast	40-8100-A	15.75
1933	Chrome plated, die cast, pickup	46-8100-A	19.75



1934	Chrome plated, die cast	40-8100-B	19.75
34-36	Chrome plated, die cast, pickup	46-8100-B	19.75
37-48	Stamped steel, close copy of original	78-8100	9.75
37-48	Stamped steel, pressure style, 4 pound	41A-8100-A	7.95

Pressurized Radiator Cap



37-48	NEW	7 pound radiator cap for above pressurized radiators only	1M-8100-A	8.95
-------	------------	--	-----------	------



40-18390-B

Radiator Cap Outer Cover



1937	Chrome plated, die-cast, requires 78-8100 to fasten cap to radiator, pickup	77-8100	51.50
------	--	---------	-------

Greyhound Radiator Caps

Die cast, chrome—an accurate reproduction of a popular period accessory. 1932-34 passenger & 1933-36 pickup require B-8100-RK repair kit to install, listed below.

1932	Passenger	B-18390	97.75
1933	Passenger	40-18390-A	97.75
1934	Passenger (shown above)	40-18390-B	97.95
1935	Passenger	48-18390	97.75
1936	Passenger	68-18390	97.75
33-36	Pickup	46-18390	97.75

Radiator Cap Repair/Greyhound Mounting Kit

If you plan on installing a greyhound, you must use this mounting kit.



NOTE: Make sure square opening in this part aligns into square flange on bottom of radiator cap.

32-34	Passenger, 32-36 pickup, also use with your original 32 Quail caps	B-8100-RK	9.75 kit
-------	--	-----------	----------

MAC's Has Walker Street Rod Radiators!

See our Street Rod Parts section for our full line of Walker street rod radiators & accessories for small block Chevy engines, including the Walker high-efficiency cobra line.

See pages 304-305 for our full selection & ordering.





B-8215



B-8215-BN



40-8215



46-8215

Radiator Ornaments

These stylish & heavily plated grille shell ornaments (shown above) are sold without the center emblem, which are sold below.

- 1932 Radiator grille bezel, die cast, chrome, passenger & pickup B-8215 37.50
- 1932 Bull-nose style, chrome, for filled grille shells, passenger B-8215-BN 46.50
- 1934 Die cast, chrome, passenger 40-8215 24.75
- 34-35 Die cast, chrome, pickup & truck 46-8215 46.50




- 1935 Die cast, chrome, passenger 48-8215 86.75
- 1936 Die cast, chrome, pickup & truck 67-8215 86.75



- 1936 Die cast, chrome, passenger 68-8215 84.00
- 1936 Bull-nose style, die cast, chrome, passenger or pickup, has no V8 arch 68-8215-BN 84.00


Radiator Ornament Emblems

- ALL Universal application, blue on chrome, adhesive tape on the back allows you to adhere it almost anywhere, 3" wide x 1-1/2" high (as required)  A8212 12.25
- 1932 "Ford" script emblem, porcelain, passenger, 32-35 pickup B-8212 27.90
- 1933 "Ford" script emblem, porcelain, passenger 18-8212 20.00
- 1934 "Ford" script emblem, porcelain, passenger & 38 90 HP Deluxe 40-8212 27.25
- 35-36 "Ford" script emblem, porcelain, passenger & 35-36 truck, 36 pickup, 38 90 HP Standard 48-8212 25.00


Radiator & Hood Support Kits



These deluxe kits offer everything you'll need at a great savings to you! Includes accessory hood prop & stainless steel support rods with end covers & support brackets.

- 1932 Stainless steel, includes 
 - (1) B-8133-SS,
 - (1) B-8133-TCS,
 - (1) A8140/41S &
 - (1) A16613, passenger, 32-34 pickup B-8133-SSKT 86.75 kit
- 33-36 Stainless steel, includes
 - (1) B-8133-SS, (1) B-8133-TCS,
 - (1) 40-8140/41-SS & (1) A16613, passenger, 35-36 pickup 40-8133-SSKT 92.95 kit

Radiator Hood Prop



- 28-36 Hood prop, stainless steel, instructions included A16613 24.75

Radiator Support Rods & Parts



- 32-36 Radiator support rods, stainless steel, with hardware, 32-1/2" (can be cut down if needed), passenger, 32-39 pickup B-8133-SS 31.00 pair
- 32-36 Radiator support rod thread cover set, stainless steel, 2 long covers for ends & 2 for rod head end, passenger, 32-39 pickup, great street rod or dress-up item B-8133-TCS 39.50 set

Radiator Support Rod Brackets on Firewall



- 28-32 Cadmium, passenger, 32-34 pickup A8140/41 3.20 pair
- 28-32 Same as above, **except** stainless steel A8140/41S 12.75 pair



- 33-39 Stainless steel, hardware included, passenger, **except** 39 Deluxe, 35-39 pickup 40-8140/41-SS 19.75 pair



Upper Radiator Hoses (2 required)



- 32-34 Red line, 4 cylinder, Model B, 12" x 2", passenger, commercial & truck (1 required)46-8260 7.95
- 32-36 Red line, V8, 12" x 1-3/4"18-8260 9.75



- 37-38 "Ford" script, like original but with no metal support, passenger, 39 Standard, 85 HP only (shown)78-8260-S 19.95
- 37-38 Same as above, **except** no script78-8260 16.25



- 40-41 With metal support, like original, "Ford" script, passenger, 39 Deluxe, 40-41 85, 90 & 95 HP V8 commercial91A-8260-S 19.95
- 40-41 Same as above, **except** no script (shown) 91A-8260 16.25



- 42-48 With metal support, like original, "Ford" script21A-8260-S 19.95
- 42-48 Same as above, **except** no script (shown) 21A-8260 16.25

Lower Radiator Hoses (2 required)



- 32-34 Black with red line, 4 cylinder, Model B, 3-1/2" x 1-3/4". 18-8286 2.50
- 32-48 Like original, 6" x 1-3/4", 32-38, 39 Standard & all 42-48, V8, **except** 60 HP, 37-38 truck, V8, **except** C.O.E. 21A-8286 6.75



- 40-41 Passenger & commercial, 39 Deluxe, "Ford" script, like original (shown)91A-8286-S 21.75
- 40-41 Same as above, **except** no script 91A-8286 15.75

Radiator Hose Kits



- 32-34 Black with red line, 4 cylinder, Model B, includes (1) 46-8260, (2) 18-8286 & (1) A8261/87 B-8260/86-A 17.50 kit



- 32-36 Black with red line, V8, includes (2) 18-8260, (2) 21A-8286 & (1) 91A-8261-S 40-8260/86-B 35.25 kit



- 32-36 Same as above, **except** "Ford" script 40-8260/86-BS 55.95 kit



- 37-38 No script, passenger, 39 Standard, (2) 78-8260, (2) 21A-8286 & (1) 91A-8261-S 78-8260/86 42.75 kit



- 40-41 No script, passenger, 39 Deluxe, 40-41 85, 90 & 95 HP V8 commercial, (2) 91A-8260, (2) 91A-8286 & (1) 91A-8261-S91A-8260/86 54.50 kit



- 42-48 No script, passenger, **except** 60 HP, (2) 21A-8260, (2) 21A-8286 & (1) 91A-8261-S21A-8260/86 48.25 kit



Radiator Hose Dress-up Kits

Dress up your Flathead with these stainless steel upper hose kits. Each kit includes 2 stainless steel tubes, 4 3-ply rubber connecting hoses & 8 stainless steel hose clamps.



37-38 Passenger, 39 Standard 78-8260/86-SS 77.50 kit



40-41 Passenger & pickup, 39 Deluxe 91A-8260/86-SS 77.50 kit


42-48 Passenger & pickup 78-8260/86-SS 77.50 kit

Radiator Hose Clamps




09-34 Set, cadmium plated, authentic, show car quality, 6 pieces, 4 cylinder, Model B A8261/87ORG 25.75 set



09-34  Set, 6 clamps, 4 for the lower hose & 2 for the upper, 4 cylinder, Model B A8261/87 5.50 set




32-48  Set, 8 clamps, 6 for the lower hose & 2 for the upper, V8 91A-8261-S 6.95 set



09-60 For 2" diameter hose (as required) B8261 1.00
09-60 For 1-3/4" diameter hose (as required) B8287 1.00

Radiator Water Overflow Tanks

All modern cars have radiator overflow tanks. Equip your favorite oldie with one of our stainless steel tanks & you'll wonder why you didn't think of it years ago. Polished to a mirror like shine, our tanks feature an aluminum cap with a leakproof "O" ring seal along with mounting brackets & hardware. The availability of 4 different lengths means they can be made to fit almost any application. So if you want to stop leaving precious coolant on the ground, call us & order your overflow tank today!



09-48 1-1/4 pint capacity, 13" SR8006A 48.00
09-48 1-1/2 pint capacity, 15" SR8006B 49.00
09-48 1-3/4 pint capacity, 17" SR8006C 50.50
09-48 2 pint capacity, 19" SR8006E 51.95

Radiator Cleaner



ALL Permatex Heavy Duty Radiator Cleaner, 1 quart bottle RSP27 12.25 quart.

Water Wetter®



ALL Is your engine running hot? Cool it off with Water Wetter®. Adding one 12 oz. bottle to 12-16 quarts of coolant can drop the operating temperature up to 30°. Not only that, you will also be reducing rust, corrosion & electrolysis in your cooling system. It's modern science for your classic car. Call us & place your order today! WET-H2O 9.95



Thermostat Assemblies (2 required)



- 37-40 60 HP engine, bellows type 52-8575 7.50
- 37-48 160°, 85, 90 & 95 HP, passenger,
37-47 pickup 11A-8575-C 10.00
- 37-48 180°, 85, 90 & 95 HP, passenger,
37-47 pickup 11A-8575-CHT 10.00
- 47-48 160°, 6 cylinder "H" engine 1BA-8575-A 5.95
- 47-48 **NEW** 180°, 6 cylinder "H" engine A8AZ-8575-B 5.95

Radiator Headlight Wire Crossover Channel



- 39-40 Fits on radiator, holds headlight wire,
passenger, **except** 39 Deluxe,
40-41 pickup 91A-8005-WB 38.75

Radiator Drain Cocks




- 09-34 Replacement type, brass A8115 5.75
- 09-32 Original type, brass A8115U 8.95
- 33-48 "Offset" grip, truck, 35-36 85 HP
passenger & commercial, also
used in block (1 or 2 required) 48-8115 19.00
- 33-48 Same as above, **except** reproduction
(1 or 2 required) 48-8115-R 9.95
- 42-59 "Wing" type grip, 1/4" thread,
passenger 8A-8115 3.80

Radiator Water Inlet



- 28-34 Aluminum, has extra boss so you can hook up to
water temperature gauge sending unit, includes
plug & bolt for wire clip, helps monitor water
temperature, Model B A8275ACC 59.75
- 28-34 **NEW** 4 cylinder, Model B B8280 0.40
- 28-34 **NEW** Same as above, **except** copper . A8280C 2.95
- 33-36 **NEW** V8, passenger
& pickup (2 required). 40-8280 1.05

Radiator Mounting Kits




- 28-48 Radiator pad, bolt & spring kit, passenger,
32-47 pickup, 10 pieces B8130S 3.75 kit
- 28-48 Same as above, **except** stainless steel &
with nylock nuts, cotter pins not required,
8 pieces. B8130SS 9.75 kit
- 28-48 Radiator to frame pad,
included in B8130S listed
above (2 required). A8125A 0.30
- 28-48 Radiator mounting spring,
included in B8130S listed
above (2 required). B8130 0.45

Radiator Mounting Parts



- 30-35 Radiator to shell screw set. A8200BSL 1.50 set



- 33-34 Radiator shell mounting kit, pickup,
die-stamped, painted black 46-8094/6-B 32.75 kit



- 35-37 Radiator to shell screw set, pickup,
6 screws & 6 nuts V803164B 2.45 set

- 1932 Radiator splash shield screw kit, stainless,
10 pieces. V80017 1.95 kit



- 39-40 Radiator to fender bracket, passenger,
except 39 Standard, 40-41 pickup,
painted black. 91A-8046 27.95 pair
- 39-40 Same as above, **except**
stainless steel. 91A-8046-SS 43.50 pair

Radiator Upper Grille Supports

If the two braces below are bent in any way, it can throw off hood alignment or distort the grille & vent panel assemblies.



- 1940 Main support for the grille assembly, also catch for
the hood handle when closed, painted glossy black,
undersize mounting holes as original, Standard,
40-Early 41 pickup, **except** 6 cylinder,
41 Sedan Delivery. 01A-8145-A 120.00
- 1940 Main support for the grille assembly,
painted glossy black, Deluxe 01A-8145-B 120.00

Radiator Grille Pad Set



- 46-48 U-shaped, set of 4, passenger 51A-8453 4.95 set

Radiator Shroud & Seals



- 46-48 Shroud, stamped steel, painted black,
cools by directing air flow thru
radiator & not over the top,
V8 passenger 51A-8327 69.95
- 46-48 Upper radiator shroud
rubber seal 51A-8200-A 4.95
- 42-48 Lower radiator shroud
rubber seal 21A-8208-K 4.95



V8 Word Search

V A U B T N W M S E N B R W N M F E P A
 I T L U L F E L Y P K O I O F A L A C F
 C S F M A B A K H L E P L L A B D O N I
 T U E P I A T H D O E E A A I D U E J G
 O A N E T G H Y S R N T D T N S S C S R
 R H D P N G E I S R H O R O T H A T O H
 I X E Y E I R M O E E E T I M B C D E E
 A E R N R J S C A I V T S E R E R E S R
 K D I F E A T D I N G H N I A O T O T T
 L C Y C F E R X O D I N O U F H L E I W
 E E U O F P I C F E O L E M O D P H R I
 H A I F I A P H L I E P U O C C S U C N
 C B V N D R D D H T G R E B M O R T S D
 U R U E H A I C O V E R D R I V E Q R S
 O N E M O G N I D L U O M H T C I B O H
 T I N L P A G E S C U T C H E O N S D I
 R T M H T E A E X H A F S S N A R T U E
 A U I S M R R N S H E E D O M E T H T L
 C V I H T O R I A S A T R D E B K L B D
 N O I S S I M S N A R T E R E D N E T A

Hidden in the puzzle above are the 28 words listed below. The names may be spelled vertically, horizontally, or diagonally. Words may be spelled both backwards or forwards. Some letters may be used more than once.

ACOUSTISHIELD	ESCUTCHEONS	PHAETON	TENDER
BUMPER	EXHAUST	ROADSTER	TRANSMISSION
CABRIOLET	FENDER	SEDAN	TUDOR
CARTOUCHE	FLATHEAD	SPEEDOMETER	VICTORIA
CONVERTIBLE	FORDOR	STANCHION	WEATHERSTRIPPING
COUPE	MOULDING	STROMBERG	WINDSHIELD
DIFFERENTIAL	OVERDRIVE	TECHNALON	WIPERS

Answers on page 91



GRILLES

& PARTS

40-8200

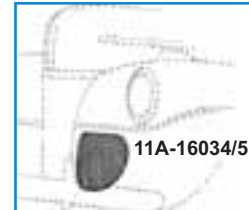


Radiator Grilles & Inserts

1933	NEW OS Passenger, plain steel, stock type, with crank hole	40-8200-APL	2895.00
1933	NEW OS Passenger, chrome, top quality fit & finish, stock type, with crank hole	40-8200-ACH	3600.00
1934	OS Passenger, top quality, stock type, chrome with crank hole	40-8200	2500.00
1936	OS Passenger, plain steel, foreign made, might require fitting, with crank hole	68-8200	319.95
1936	OS Passenger, plain steel, foreign made, might require fitting, without crank hole	68-8200-WO	319.95
1937	OS Passenger, plain steel, foreign made, might require fitting, with crank hole	78-8200	319.95
1937	OS Passenger, plain steel, foreign made, might require fitting, without crank hole	78-8200-WO	319.95
1939	OS Deluxe, plain steel, foreign made, might require fitting, with crank hole	91A-8200-B	319.95
1939	OS Deluxe, plain steel, foreign made, might require fitting, without crank hole	91A-8200-BWO	319.95
1940	Deluxe, chrome plated, with crank hole, includes center strip & stainless steel crank hole cover	01A-8206/7-D	375.00 pair
1940	Standard, chrome center, with plain sides, 41 Sedan Delivery, 40-41 pickup, 3-piece set, US made, with crank hole	01A-8206/7-AK	600.00 set
1940	Same as above, except all chrome, great for a street rod!	01A-8206/7-ACH	798.00 set

Inserts

1932	Original style, unpainted steel, with crank hole	B-8200-ORIG	410.00
1932	Polished stainless steel, with crank hole	B-8200-IC	350.00
1932	Polished stainless steel, no crank hole, ideal for street rods	B-8200-ID	350.00
1940	Grille vent panels, plain steel, US made, Deluxe, 41 Sedan Delivery	01A-16140/1-B	355.00 pair
1940	Center grille section, low quality, unfinished, requires grinding, filing & finishing before installation, this is a "rough casting" that might not fit with current reproduction grille items, sold "as is." Standard, 41 Sedan Delivery & 40-41 pickup	01A-8242-RAW	29.95
1941	Grille outer inserts only, chrome, US made, passenger	11A-16034/5	450.00 pair



Radiator Shells

1932	OS Steel, passenger, with neck opening, accepts 18-8234 trim	B-8200	300.00
1932	OS Steel, passenger, filled neck, ideal for the street rod, passenger, commercial & truck	B-8200-SR	336.25
1932	OS Fiberglass, passenger, commercial & truck, stock style	B-8200-F	274.00
1932	OS Fiberglass, filled, smoothed neck, ideal for street rods, passenger, commercial & truck	B-8200-SRF	274.00





Grille Bars & Bar Sets

- 1932 Steel (43 required) B-8151-A 1.85
- 1932 Stainless steel (43 required) B-8151-SS 3.10

Grille Bar Sets



- 42-47 Pickup, steel, foreign, fair quality, 15 pieces. 21C-8200-P 193.50 set
- 42-47 Same as above, **except** chrome. . . 21C-8200-SET 355.00 set
- 46-E47 Stainless steel, has correct groove in center, set of 3, passenger 51A-8332 140.00 set
- L47-48 Stainless steel, smooth style, can be used on 46 which was grooved, set of 3, passenger 6A-8332 140.00 set

Grille Moulding Sets




- 1946 Upper, contains center grille emblem, 3 pieces, die cast, chrome plated, correct red details, passenger. 51A-8170/1 295.00 set



- 47-48 Upper, contains center grille emblem, 3 pieces, die cast, chrome plated, correct blue details, passenger. 6A-8170/1 295.00 set

Grille Trim Parts




- 1934 Ring clip, bottom, stainless steel, passenger 40-8234-CL 6.40
- 1937 Top corner caps, stainless steel, passenger & Sedan Delivery 78-8268/9 24.75 pair

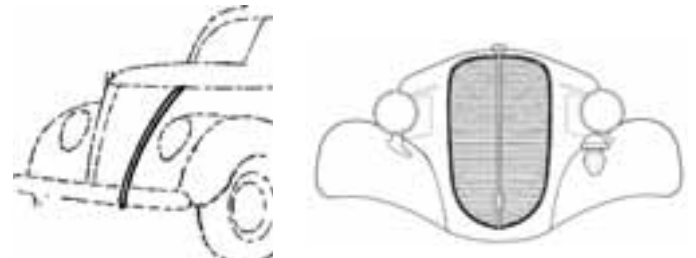
Grille Trim




- 1932 Grille trim, stainless steel, sits at back of radiator shell, check to determine if your radiator shell has the raised lip on the rear of the shell that 18-8234 will fit into . . . 18-8234 49.75
- 1934 Grille trim, stainless steel, with clips & mounting hardware, passenger 40-8234 74.50
- 1935 Grille trim, stainless steel, 6 pieces plus clips & mounting hardware, passenger 48-8234 110.00
- 1936 **OS** Mouldings that surround grille insert, left & right, passenger 68-8184/5 79.00 pair



- 1937 Grille trim set, center strip, 2 outer strips, top horizontal strips & 2 top corner caps, stainless steel, passenger & Sedan Delivery 78-8200-GTS 148.00 set




- 1937 Outer grille trim moulding, stainless steel, passenger 78-8184/5 62.00 pair
- 1937 Outer grille trim moulding, mouldings that surround grille insert, left & right, pickup 77-8184/5 205.00 pair



- 1939 Grille trim set, stainless steel, Deluxe, 24 pieces with mounting hardware, does not include center strip 91A-8168-B listed on this page. . . 91A-8332-K 325.00 set



Center Grille Mouldings

- 
- 1936 Set, stainless steel, passenger68-8157 31.00 set
 - 1937 Set, stainless steel, Passenger & Sedan Delivery78-8157 31.00 set
 - 1937 Stainless steel, pickup.77-8157 140.00
 - 1938 Chrome, Deluxe, with blue painted detail81A-8157-B 385.50
 - 1939 Chrome, Standard, with blue painted detail91A-8157-A 350.00
 - 1939 Chrome, Deluxe91A-8168-B 121.50


- 
- 1940 Grille center strip, chrome with stainless steel flipper, with crank hole cover, Deluxe, passenger, see 01A-8206/07-D for complete grille01A-8418/22 41.85
 - 1940 Grille center strip, chrome, no crank hole, Deluxe01A-8418/22-SR 54.75
 - 1940 Set, stainless steel, 4 pieces, Deluxe, 2 upper, 2 lower, horizontal, attach to grille vent panels (01A-16140/1-B)01A-16856-K 74.50 set

- 
- 1940 Grille center strip mounting kit, Deluxe, for above, mounts center strip & grille sides to center plate panel . . .01A-8418/22-HK 5.00 kit

Grille Crank Hole Bezel & Covers

- 
- 1932 Bezel, stainless steel. B-8211 23.25
 - 1933 Cover, chrome.40-8216-A 31.50
 - 1934 Cover, chrome.40-8216-B 14.75

Grille Emblems

- 
- 1933 "V8", passenger, blue background, 33-34 pickup40-8217-A 17.95

- 
- 1934 "V8", passenger, blue painted insert, with hardware40-8217 37.25

- 
- 1937 "Ford 85", passenger, blue painted insert78-8213-A 49.50

- 
- 1937 "85 HP Ford", truck & pickup, blue painted background77-8215 74.75

- 
- 1938 "V8", pickup & truck, **except** C.O.E., requires painting81C-8213 93.00

Grille Mounts

- 
- 1937 Mounts upper grille to radiator & hood side panel, heavy gauge die stamped steel, fits inside upper corner of grille, painted black, passenger78-8242/43 46.50 pair



Grille to Fender Parts



39-40 Grille to fender outer plates, passenger, **except** 39 Standard, 40-41 pickup, 41 Sedan Delivery, die-stamped, painted black, helps direct airflow thru the radiator. 91A-8104/5 32.95 pair



1940 Grille to fender bead, stainless steel, Deluxe, hardware not included 01A-8182 16.50 pair

Center Grille Plates, Lower Grille Pan



1937 Center grille plate, stamped steel, blocks "see-thru" between left & right sides of grille, passenger 78-8209 97.95



1940 Center grille plate, Deluxe, stamped steel, blocks "see-thru" between left & right sides of grille, passenger 01A-8209 65.25



1940 Lower grille panel, stamped steel, Standard, 40-41 pickup & 41 Sedan Delivery . . . 01A-8188-A 93.00



1940 Lower grille (chin) pan, Deluxe, stamped steel, painted black, passenger. 01A-8211 45.00

Grille Rubber Bumper Kit



46-48 Grille lower at fender, small U-shaped pads that fit under the grille bars, 12 pieces, passenger 51A-8427-B 4.90 kit

Lower Grille Plate



1940 Die stamped, Deluxe, fits between grille & lower panel 01A-8434 24.75

Lower Radiator Grille Pans



33-34 Lower radiator grille pan, smooth (no crank hole), street rod. 40-8240-S 55.95



1940 Lower radiator grille pan, passenger, 39 Deluxe, 40-41 pickup, 41 Sedan Delivery, fits under radiator 91A-8240-B 88.50

Grille Hardware



1940 Grille side hardware kit, Standard, 62 pieces 01A-8206-AHK 10.10 kit



1940 Grille hardware kit, Deluxe, 30 pieces. 01A-8206-DHK 8.75 kit



40-41 Center grille section hardware kit, mounts center to lower pan, upper brace & mounts safety catch 01A-8242-HK 5.00 kit

See page 216 for grille moulding clips



Steel Hoods, Complete Stock & Street Rod Versions

MAC's offers a full line of Hoods. Below are some of the most popular, but for more options, call 800-777-0948 ext. 250 & we will be happy to assist you.

The hoods carried by MAC's are of the finest quality with thousands of satisfied customers & can be found on show cars & in museums throughout the world. All stock hoods are duplicates of the originals, with careful attention given to all details. All hoods are of the same gauge steel as the originals. Hoods are shipped in boxes or crates to avoid damage.

UPON ARRIVAL & PRIOR TO FINISHING, ALWAYS VERIFY THE SIZE & FIT !


Depending on stock status, these hoods might be drop-shipped directly from the factory. Allow 4-6 weeks for delivery.

- We recommend the 1932 type center hinge for Street Rods (easy opening, no paint chipping).
- Hoods come chemically treated.
- Painted or primed hoods cannot be returned.

NOTE OS All hoods are oversized unless noted & additional shipping charges will be incurred.

Hood Measurements

Specifications are provided to help with identifications, not all hoods below are available as shown.



Stock Style Hoods

These US made hoods are show-car quality!

1932	Passenger & pickup, plain tops, 20 louver sides	V16611A	550.00
1932	Passenger & pickup, plain tops, 25 louver sides	V16611B	550.00
1933	Pickup, plain tops, stock sides, with non-stock 1932 center strip	V16611D	550.00
1934	Pickup, plain tops, stock sides, with non-stock 1932 center strip	V16611E	550.00
1934	Passenger, plain tops, stock sides, with cutout, stainless steel center moulding.	V16611F	875.00

Hidden Hinge & Latch Assemblies

These hidden hinge & latch assemblies are used to mount non-stock, 3-piece hoods & are great for street rod applications.

1932	One-way style, for 3-piece hood	V32SHL	325.00
1932	Two-way style, for 3-piece hood	V32DHL	380.00
33-36	One-way style, for 3-piece hood	V33SHL	325.00
33-36	Two-way style, for 3-piece hood	V33DHL	380.00



Typical Top Panels



Plain tops with cutout



3 row tops with cutout



Plain top with cutout



6 row top with cutout



V-Belt top with cutout

Typical Side Panels



Stock type



Plain type



Single scoop



3 row type



4-door type



Double scoop

Besides complete stock hoods listed on the previous page, MAC's offers a wide variety of street rod hoods, both complete (top & sides) or separate (top or sides only). If you do not see the style of hood you are looking for, please call us & we'll be glad to help!

The listings below are representative of the more popular choices by our customers. We encourage you to call 800-777-0948 extension 250

& advise us the year, body style & which combination of top styles & side panel styles you would like. We can then advise you if such a configuration is available & the cost. Again, the above is just a sample of all the 4-piece & 3-piece style hoods we offer, call to get a quote on a new complete or partial hood today! Note: 3-piece hoods require hidden hinge & latch assemblies listed on prior page.

4-Piece Steel Street Rod Hoods

4-piece hoods listed below come with a radiator neck cutout. You must specify when ordering if you would prefer a hood without a cutout.

1932 Passenger & Pickup

1932	Plain tops, 3 row sides	V16612A	550.00
1932	Plain tops, 4-door sides	V16612D	1020.00
1932	3 row tops, 20 louver sides	V16612B	690.00
1932	3 row tops, 25 louver sides	V16612C	690.00

1933 Passenger

1933	Plain tops, stock louvered sides	V16613A	875.00
1933	Plain tops, plain sides	V16613B	670.00
1933	Plain tops, 3 row sides	V16613C	670.00
1933	Plain tops, 1934 louvered sides	V16613D	870.00

1934 Passenger

1934	Plain tops, 3 row sides, with cutout	V16614B	670.00
1934	Plain tops, plain sides, with cutout	V16614C	670.00

1935 Passenger

1935	Plain tops, plain sides, with cutout	V16615A	670.00
1935	Plain tops, 1 scoop sides, with cutout	V16615B	975.00
1935	3 row tops, 3 row sides, with cutout	V16615C	820.00

1935-36 Pickup

35-36	Plain tops, plain sides	V16656A	670.00
35-36	Plain tops, 3 row sides	V16656B	670.00
35-36	2 row tops, 3 row sides	V16656D	775.00

1937 Pickup

1937	Plain tops, plain sides	V16617A	670.00
1937	Plain tops, 3 row sides	V16617B	670.00

3-Piece Steel Street Rod Hoods

3-piece hoods have lips on the top & sides that face in for hidden hinge mechanisms.

1932 Passenger & Pickup

1932	6 row top, plain sides	V16612E	650.00
------	------------------------	---------	--------

1933 Passenger

1933	Plain top, 3 row sides	V16613E	775.00
1933	Plain top, 1934 louvered sides	V16613F	975.00
1933	6 row top, 3 row sides	V16613G	925.00

1934 Passenger

1934	Plain top, 3 row sides, without cutout	V16614E	775.00
1934	Plain top, stock sides, with cutout	V16614F	975.00
1934	6 row top, 3 row sides	V16614G	925.00

1935 Passenger

1935	Plain top, plain sides	V16615D	775.00
1935	Plain top, 3 row sides	V16615E	775.00
1935	6 row top, 3 row sides	V16615F	925.00

1937 Pickup

1937	Plain top, plain sides	V16617D	775.00
------	------------------------	---------	--------



All parts listed on this page are ones that attach in some way to the hood.

Hood Ornaments



- | | | | |
|------|--|-----------------|--------|
| 1939 | Chrome, Deluxe |91A-8218-B | 165.00 |
| 1940 | Chrome, Standard, 41 Sedan Delivery
use with handle 01A-8215-A..... | 01A-8218-C | 165.00 |
| 1940 | Chrome, Deluxe |01A-8218-B | 114.00 |
| 1940 | Chrome, pickup, use with handle
01C-8215..... | 01C-8218-B | 138.50 |
| 1941 | Hood emblem, chrome plated,
fits below the "V8" emblem,
Super Deluxe & Special |11A-8218-B | 54.25 |

Hood Ornament Hardware Kit

- | | | | |
|------|--|----------------|-----------|
| 1940 | Special cup spacers used on
the hood center flange to
simplify installation, passenger,
39 Deluxe, 40-41 pickup | 91A-8219 | 14.75 kit |
|------|--|----------------|-----------|

Hood Ornament Gaskets



- | | | | |
|------|------------------|-----------------|------|
| 1937 | Passenger, paper |78-8227 | 1.95 |
| 1938 | Standard, paper |81A-8227-A | 1.95 |
| 1938 | Deluxe, paper |81A-8227-B | 1.95 |

Hood Release Handles & Pin



- | | | | |
|------|--|------------------|-------|
| 1937 | Handle, chrome, passenger,
use with 78-8218..... | 78-8215 | 97.75 |
| 1939 | Handle, chrome & blue, Deluxe |91A-8215-B | 43.95 |
| 1940 | Handle, chrome, Standard, use with ornament
01A-8218-C..... | 01A-8215-A | 20.00 |
| 1940 | Handle, chrome & red, Deluxe | 01A-8215-C | 20.00 |
| 1940 | Handle, chrome, pickup, use with ornament
01A-8218-B (not shown)..... | 01C-8215 | 20.00 |

- | | | | |
|-------|--|--------------|------|
| 39-40 | Pin, passenger, 40-41 pickup,
39 Deluxe | 352097 | 4.75 |
|-------|--|--------------|------|

Hood Release Handle Base

- | | | | |
|------|-------------------|--------------|-------|
| 1937 | Chrome, passenger |78-8218 | 34.75 |
|------|-------------------|--------------|-------|

Hood Top Support Braces

- | | | | |
|-------|--|-------------|-----------|
| 28-36 | For one piece hoods, passenger
& pickup | A2830 | 87.25 kit |
|-------|--|-------------|-----------|

Hood Latch Tension Springs & Front Fender Support Tie Rod



- | | | | |
|------|--|-----------------|-----------|
| 1939 | Hood latch tension spring set,
Deluxe, 2 pieces | 91A-8223 | 16.50 set |
| 1940 | Hood latch tension spring set,
Standard & 40-41 pickup,
2 pieces |01A-8223-A | 7.75 set |
| 1940 | Hood latch tension spring set,
Deluxe, 2 pieces |01A-8223-B | 13.95 set |



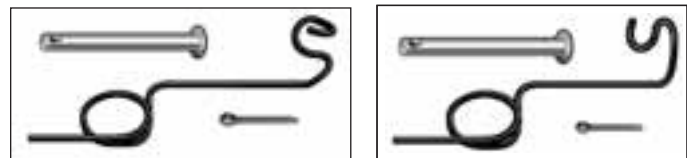
- | | | | |
|------|--|-----------------|-------|
| 1937 | Front fender support tie rod, ties fenders
together to prevent warping of the grille,
painted glossy black, includes mounting
hardware, passenger | 78-8232-B | 29.75 |
|------|--|-----------------|-------|

Hood Safety Catches



- | | | | |
|------|---|--------------------|-------|
| 1940 | Standard, 39 Deluxe, 40-41 pickup
cast iron |01A-16892-A | 25.00 |
| 1940 | Same as above, except
stainless steel | 01A-16892-AS | 46.50 |
| 1940 | Passenger & Deluxe |01A-16892-B | 44.50 |
| 1940 | Same as above, except
stainless steel | 01A-16892-BS | 46.50 |

Hood Safety Catch Hardware Kits



- | | | | |
|-------|---|-----------------|-----------|
| 41-42 | Spring kit, for cast arm,
includes spring, pin & cotter key,
passenger | 11A-16897 | 10.95 kit |
| 46-48 | Spring kit, for stamped arm,
includes spring, pin & cotter key,
passenger | 51A-16897 | 9.50 kit |

Trim, Moulding & Emblem Tool Set

Made of heavy-duty flexible plastic, so they won't break or scratch your paint job, these tools can be used on any trim work on your vehicle. There is a tool for almost any job you can think of, like removing moulding at the fastener point or glued-on weather stripping. The fine chisel-edged tools allow you to do it all without damage.



- | | | | |
|-----|---------------------|-----------------|-----------|
| ALL | NEW 5 pieces | TOOL-TRIM | 14.95 set |
|-----|---------------------|-----------------|-----------|



Hood Release Kits

These kits include the hood catch lever, braces, tension springs, latch check (except 91A-16674-KT) & the lever hardware. They restore tension & smooth operating to hood release.

- | | | |
|------|--|-----------|
| | | |
| 1939 | Deluxe, 9 pieces 91A-16674-KT | 65.25 kit |
| | | |
| 1940 | Standard, 40-41 pickup, 41 Sedan Delivery, 10 pieces 01A-16674-AKT | 65.25 kit |
| | | |
| 1940 | Deluxe, 11 pieces 01A-16674-BKT | 65.25 kit |

Grille Moulding & Hood Trim

- | | | |
|------|---|-------------|
| | | |
| 1939 | Lower front hood trim, chrome, Deluxe, passenger 91A-8264/5 | 170.00 pair |
| | | |
| 1939 | Upper front hood trim, cat whiskers, chrome, Deluxe 91A-8266/7 | 57.00 pair |
| | | |
| 1940 | Grille moulding set, Deluxe, for outer grille vent panels (01A-16140/1-B), 4 pieces, 2 upper, 2 lower horizontal, stainless steel 01A-16856-K | 74.50 set |
| | | |
| 1940 | Lower front hood trim set, top of middle section, Deluxe, stainless steel, . . 01A-16868/9 | 88.50 set |
| | | |
| 1940 | Front hood or grille small trim, left & right, Deluxe, stainless steel 01A-16954/5 | 69.75 pair |
| | | |
| 1940 | Hood trim, front lip of hood, Standard & pickup, stainless steel 01A-8216 | 76.75 pair |
| | | |
| 1941 | Lower front hood trim, chrome, pickup 11C-8264/5 | 178.50 pair |

Inner Hood Rubber Bumper & Hardware Set

These mount to the top of the frame inside the hood panels

- | | | |
|------|--|------------|
| | | |
| 1932 | 10 pieces, steel brackets, includes all hardware & bumpers required, also 32-34 pickup B-16727 | 18.75 set |
| | | |
| 1932 | Inner hood brackets only, polished stainless steel, rubber stop not included, order B-16761-S, also 32-34 pickup. B-16727-SS | 24.75 pair |

Hood Parts & Hardware

- | | | |
|------|--|-----------|
| | | |
| 1938 | Hood side fender & apron mounting kit, passenger, 39 Standard, 48 pieces 81A-16750-RK | 37.25 kit |
| | | |
| 1940 | Hood crossbrace hardware kit, 24 pieces, passenger, 39 Deluxe, 40-41 pickup, all pieces required to bolt crossbrace to bottom side of hood 01A-16774-BHK | 7.50 kit |

Hood Emblems

- | | | | |
|-------|---|-------|--|
| | | | |
| 1934 | Oval "Ford" script, hood side emblem, chrome with blue background, pickup & truck (2 required) 46-16606 | 74.50 | |
| 1934 | "V8", die cast, chrome, pickup & truck (2 required) 46-16608 | 14.75 | |
| | | | |
| 35-36 | Oval "Ford" script with "V8", chrome, blue background, pickup, commercial & truck (2 required) 50-16606 | 37.95 | |
| 1937 | Oval "Ford 85" script, hood side emblem, chrome with blue background, pickup (2 required) 77-16606 | 74.50 | |
| 1938 | "85", hood front emblem, chrome on blue enameled background, Standard 81A-16606 | 43.50 | |

continued on next page



Hood Emblems (continued)

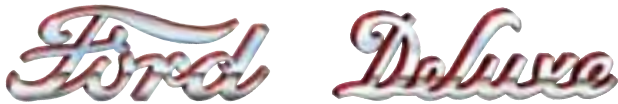


1939 "V8", die cast, chrome, Standard & 38 Deluxe, 38 station wagon. . . . 81A-16605/6 30.00 pair



1939 "Ford" script, die cast, chrome, Standard & Deluxe, 40 Standard & pickup, hood & dash (2 required) 91A-16606 10.90

1939 "Deluxe", die cast, chrome, Standard & Deluxe, 40 Standard (2 required). 91A-16607 9.95



1940 "Ford" script, die cast, chrome, painted red on the outside, Deluxe (2 required) 01A-16606-C 9.95

1940 "Deluxe", die cast, chrome, painted red on the outside, Deluxe (2 required) 01A-16607-C 9.95



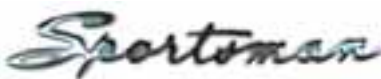
1940 "V" & "8", front, with hardware, die cast, chrome, Standard & pickup. 01A-16604/5-B 55.95 pair



1941 "V8" front hood, with hardware, die cast, chrome, with blue background, passenger 11A-16606-A 41.95

1941 "Ford" script, die stamped, chrome, with blue lettering, pickup, commercial & truck, **except** Sedan Delivery (2 required) 11C-16606-B 19.75

1946 "8", hood front emblem, chrome with red enameled background, passenger 59A-16606 43.50



46-48 "Sportsman", die cast, chrome, Sportsman Convertible (2 required). 51A-16605 20.15

47-48 Hood front, "Super Deluxe" on a blue background, die cast, chrome, 8 cylinder, passenger 6RA-16606-B 65.00

Hood Ornaments



1938 Center hood, deluxe, die cast, chrome, emblem not included (see below). 81A-16852 170.00

35-36 "Ford" script emblem (for above listed ornament), porcelain, passenger & truck, 36 pickup, 38 90 HP Standard . . .48-8212 25.00



47-48 Center hood, blue plastic insert only, 10-1/2", passenger 6A-16607 14.75



47-48 Center hood, die cast, chrome, without plastic insert (see above item), passenger 6A-16850 140.00

Hood Hinge Bracket Assemblies & Parts



1937 Die stamped, black, passenger. 78-16796/7 44.00 pair

38-40 Die stamped, black, passenger, 40-41 Sedan Delivery 91A-16796/7 39.75 pair

38-40 Same as above, **except** stainless steel 91A-16796/7-SS 74.50 pair



40-47 Die stamped, black, pickup. 01C-16796 39.95 pair

L41-48 Die stamped, black, passenger. 11A-16796/7 39.95 pair

L41-48 Same as above, **except** stainless steel 11A-16796/7-SS 74.75 pair

Hood Hinge Parts



39-48 Shoulder bolt with spring washer, drilled hex head, passenger, 39-47 pickup (as required) V803110 1.95

39-48 Spring, passenger, 39-41 commercial, 39-47 truck, **except** C.O.E. (2 required) 91A-16789 4.85

39-48 Same as above, **except** stainless steel (2 required) 91A-16789-SS 9.95



38-40 Hood hinge bracket hardware kit, includes 4 hex head drilled bolts, 4 spring steel washers & stainless safety wire, 9 pieces, use with 91A-16796/7 or 91A-16796/7-SS 91A-16796/7-HKT 7.85 kit



Hood Arms & Spring Support Parts

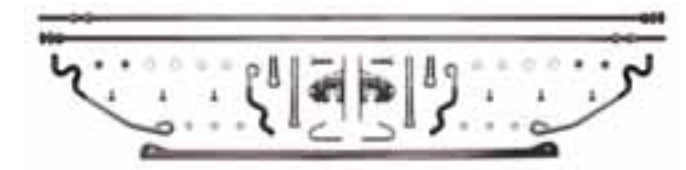
- 1940 Hood arm & spring support, black, with small bracket, passenger, 39 Deluxe, 41 Sedan Delivery . . . 91A-16802/3 49.50 pair
- 1940 Same as above, **except** stainless steel 91A-16802/3-SS 89.00 pair
- 41-48 Hood arm & spring support, black, without bracket, passenger, 39 Standard, 39-47 pickup & truck, **except** C.O.E. 91A-16782/3 48.00 pair
- 41-48 Same as above, **except** stainless steel 91A-16782/3-SS 89.00 pair



- 39-48 Hood arm & spring support shoulder bolts, special round head bolt, with spring washers & lock nuts, passenger, 39-47 pickup. 91A-16612-S 3.85 kit

Hood & Radiator Support Kits

- 1932 Stainless steel, includes (1) B-8133-SS, (1) B-8133-TCS, (1) A8140/41S & (1) A16613, passenger, 32-34 pickup. B-8133-SSKT 86.75 kit



- 33-36 Stainless steel, includes (1) B-8133-SS, (1) B-8133-TCS, (1) 40-8140/41-SS & (1) A16613, passenger, 35-36 pickup. 40-8133-SSKT 92.95 kit

Hood Prop Kit



- 28-36 Hood prop kit, all stainless steel, eliminates resting hood on cowl, 21 pieces, with instructions, passenger, 32-39 pickup. A16613 24.75 kit

Hood to Grille Catch Bracket Sets



- 1933 Hood to grille catch bracket set, 4 pieces & hardware, passenger 40-16628-BK 19.75 set
- 1934 Hood to grille catch bracket set, 4 pieces & hardware, passenger. 40-16628-KT 19.75 set

Center Hood Hinge Rod Retainers

- 33-34 Front, die cast, stainless steel, pickup . . . 46-8220 18.75
- 33-34 Rear, die cast, stainless steel, pickup. . . 46-8221 18.75
- 35-37 Front or rear, chrome, stamped steel, pickup 46-8220-A 8.10

1932 Style Center Strip Hood Brackets

- 32-36 1932 passenger & pickup front, 33-35 passenger front, 33-36 passenger rear, 35-37 pickup front & rear, stainless steel, cast style B-8220 9.75
- 32-36 Same as above, **except** chrome plated & stamped steel 40-8220 8.60



- 1932 Rear, chrome, 4 hole, passenger & pickup B-8221 13.95
- 1932 Same as above, **except** stainless steel B-8221-SS 27.25
- 1936 Front, cadmium, passenger 68-8226 5.45

Center Hood Strips & Hinges

- 1932 Center hood strip (hinge), stainless steel, 32", passenger & pickup (shown) . . . 18-16632 18.75
- 33-36 Center hood strip (hinge), stainless steel, 33", passenger 40-16632 18.75
- 33-36 Inner hood hinge, steel inner hood hinge that is spot welded to the hood, 31-1/4" long (shown) 40-16630/1 39.75 pair

- 33-34 Center hood strip (hinge), stainless steel, pickup & commercial. 46-16736 110.00

- 35-37 Hood center hinge, stainless steel, pickup 67-16736 94.00

Center Hood Hinge 101
40-16632 & 40-16630/1 work in conjunction to form the center hood hinge. Look at the finished hinge to the right. Now that's easy!



Hood Side Mouldings

- | | | |
|-------|---|-------------|
| | | |
| 1935 | Hood side moulding set,
8 pieces & mounting clips,
passenger, stainless steel 48-16722-S | 100.75 set |
| | | |
| 1936 | Hood side moulding set,
6 pieces & mounting clips,
passenger, stainless steel 68-16722-S | 93.00 set |
| | | |
| 1939 | Hood side upper moulding, right,
Deluxe, stainless steel 91A-16722-B | 49.75 |
| 1939 | Hood side upper moulding, left,
Deluxe, stainless steel 91A-16723-B | 49.75 |
| 1939 | Hood side lower moulding, left or right,
Deluxe, stainless steel
(2 required) 91A-16724-B | 27.95 |
| | | |
| 1940 | Hood side moulding, right,
Standard, stainless steel 01A-16722-A | 37.25 |
| 1940 | Hood side moulding, left,
Standard, stainless steel 01A-16723-A | 37.25 |
| 1940 | Hood side moulding, right,
Deluxe, stainless steel 01A-16722-B | 49.50 |
| 1940 | Hood side moulding, left,
Deluxe, stainless steel 01A-16723-B | 49.50 |
| 47-48 | Hood side moulding, right & left,
passenger, stainless steel 6A-16772/3-B | 175.00 pair |

Hood Center Strips

- | | | |
|-------|--|-------|
| 1939 | Hood center strip, Deluxe,
stainless steel 91A-16736 | 39.75 |
| 1940 | Hood center strip, Standard,
41 Sedan Delivery, stainless steel 01A-16736 | 39.75 |
| 1940 | Hood center strip, Deluxe,
stainless steel 01A-16736-B | 51.25 |
| 40-41 | Hood center strip, pickup & commercial,
except 41 Sedan Delivery,
stainless steel 01C-16736 | 39.75 |
| 42-47 | Hood center strip, pickup,
stainless steel 21C-16736 | 69.95 |

Hood Side Rods

- | | | |
|-------|---|------------|
| 1932 | Stainless steel, 2 pieces, 1/4" x 30-1/2",
passenger, 32-34 pickup B-16736 | 21.75 pair |
| 33-34 | Stainless steel, 2 pieces, 1/4" x 39-1/8",
passenger 40-16736 | 19.95 pair |
| 35-36 | Stainless steel, 2 pieces, 1/4" x 38-1/4",
passenger 48-16736 | 21.50 pair |

Hood to Radiator Shell Grille Lacing

- | | | |
|-------|--|----------|
| | | |
| 1932 | Kit, cloth, with "J" clips,
passenger, 32-34 pickup B-16739 | 9.75 kit |
| 33-34 | Kit, cloth, with rivets, passenger 40-16739 | 9.75 kit |
| 1935 | Kit, cloth, with rivets, passenger,
35-37 pickup 48-16739 | 9.75 kit |
| 1936 | Kit, rubber, with rivets, passenger 68-8222 | 5.95 kit |
| 38-39 | Rubber, pickup, commercial & truck,
except C.O.E. 81C-8222 | 9.75 |

Hood to Cowl Lacing

- | | | |
|-------|--|-----------|
| | | |
| 1932 | Kit, cloth, with "J" clips, passenger,
32-34 pickup B-16740 | 12.25 kit |
| 33-34 | Kit, cloth, with screws, passenger 40-16740 | 11.75 kit |
| 1935 | Kit, cloth, with screws, passenger,
35-37 pickup 48-16740 | 9.85 kit |
| 1936 | Kit, cloth, with screws, passenger 68-16740 | 7.95 kit |
| | | |
| 37-40 | Kit, rubber, with screws, passenger,
38-41 pickup 78-16740 | 6.85 kit |
| 41-48 | Kit, rubber, with screws, passenger 11A-16740 | 6.85 kit |
| 42-47 | Kit, cloth, with screws, pickup 21C-16740 | 14.75 kit |

Hood Lacing Hardware (2 required)

- | | | |
|------|--|------|
| | | |
| 1932 | "J" clip, zinc plated, passenger,
32-34 pickup A16739CLIP | 0.75 |

Rubber Hood Lacing

This non-original style lacing is perfect for your street rod or any other "sealing" application. A best seller with universal application!

- | | | |
|-----|--|-----------|
| | | |
| ALL | Solid rubber, ribbed surfaces,
adhesive back, 3/8" wide x
3/16" thick x 8' A16739R | 7.75 roll |
| ALL | Hollow core rubber, smooth surfaces,
adhesive back, 3/8" x 3/16" x 8' A16739S | 7.75 roll |
| ALL | Solid rubber, ribbed surfaces,
adhesive back, 5/8" x 3/8" x 8' A16740R | 7.95 roll |
| ALL | Hollow core rubber, smooth
surfaces, adhesive back,
39/64" x 23/64" x 8' A16740S | 7.95 roll |

See page 81 for hood hinge retainers & brackets



Hood Hinge Pads



37-41 Hood hinge pads, rubber, fits between hood brackets & cowl, passenger . . . 78-16746/47 4.85 pair

Hood Side Panel Clip Sets



1932 Rubber & rivets included, black, passenger, 32-34 commercial, set of 418-16750 34.75 set

1932 Same as above, **except** stainless steel18-16750-SS 46.50 set

Hood Handles



28-32 Set, pressed steel, passenger, 32-34 pickupA16754 23.25 set

28-32 Same as above, **except** stainless steelA16754SS 32.75 set



1933 Die cast chrome, passenger40-16636 100.75 pair

1934 Cast bronze, front or rear, passenger (1 or 2 pair required, not shown) . . . 40-16644/5 31.00 pair

34-36 Set, stainless steel, set of 4, passenger, 35-37 pickup & truck 48-16644/5-B 135.00 set

Hood Handles Spring Bracket Assembly



34-36 Complete with spring, front or rear, right & left, passenger, 35-37 pickup (2 pair required) 40-16658/9-R 62.00 pair

Hood Latches (4 required)



1932 Black body, stainless steel finger pull, 100% original style, passenger, 32-34 pickup B-16750-FP 20.95

1932 Black, passenger, 32-34 pickup & truckB-16750-B 9.30

1932 Same as above, **except** stainless steel B-16750-SS 16.75

Hood Latch Mounting Kit



1932 Hood latch screws & nut kit, 16 pieces, stainless steel V80033 3.75 kit

Hood Rubber Bumper Sets



1932 12 pieces, passenger, 32-34 pickup . . .B-16761-S 8.75 set
33-34 14 pieces, passenger40-16761-S 8.75 set



1935 16 pieces, passenger, 35-37 pickup48-16761-S 8.75 set



1936 26 pieces, passenger68-16761-S 8.75 set



1937 20 pieces, passenger78-16761-S 8.75 set



38-39 22 pieces, Standard & pickup81A-16761-S 8.75 set



1940 12 pieces, passenger, 39 Deluxe . . .91A-16761-S 8.75 set



40-41 14 pieces, pickup 01C-16761-S 8.75 set



41-48 12 pieces, passenger11A-16761-S 8.75 set



42-47 12 pieces, pickup 21C-16761-S 8.75 set



1936 Front hood bumper & catch, black, passenger68-16628-K 28.50 pair



1936 Rear hood bumper & bracket, black, passenger68-16759-K 18.75 pair



WATER PUMPS & PARTS

For more than 70 years, the major problem with V8 water pumps has been the unreliable bronze bushings & carbon seals used in stock pumps that were prone to premature wear. This meant that new & rebuilt pumps actually began leaking the day they were installed. But MAC's water pumps are new castings—not rebuilds—which guarantees that there are no coolant-leaking stress cracks. These pumps feature machined mounting surfaces to ensure a water-tight seal, ceramic seals on the 3/4" shaft, state-of-the-art "severe duty" roller & ball bearings & "hi-nickel" iron casting throughout.

Water circulating throughout your engine is critical to its longevity. Don't take a chance on an "iffy" water pump—choose from our complete selection of new or remanufactured pumps & get that water moving to keep your engine cool! All of the water pumps listed below include the mounting gaskets.

NOTE: 4 cylinder Model B pumps & parts are listed on the next page.

78-8501-N



Water Pumps



37-48 85, 90 & 95 HP, right hand, single bolt, bolts on front of engine, with gasket, passenger, 37-47 pickup, top quality design 78-8501-N 88.95



37-48 85, 90 & 95 HP, left hand, single bolt, bolts on front of engine, with gasket, passenger, 37-47 pickup, top quality design 78-8502-N 88.95

Water Pump Rebuild Kits



32-36 V8, 85 HP, passenger, 32-34 truck (2 kits required) 68-8591 33.95 kit



37-48 85, 90 & 95 HP, passenger (2 kits required) 78-8591 20.25 kit



37-41 Water pump rebuild kit, trucks with double belt, passenger & commercial (2 kits required) 79-8591 28.95 kit

Water Pump Mounting Gaskets (2 required)



32-36 V8, to cylinder head 18-8507 1.40



37-48 V8, to block 78-8507 0.95

Permatex Anti-seize Lubricant

ALL **NEW** A blend of aluminum, copper & graphite lubricants, prevents seizing, galling & corrosion, 1 oz. tube RSP102 3.95



Water Pump to Block Mounting Hardware



37-48 Kit, 16 pieces, includes thick-headed bolts & lock washers, 85-95 HP . . . 78-8501-MT 12.45 kit
37-48 **NEW** Same as above, except stainless steel . . . 78-8501-MTSS 14.95 kit



Water Pump Pulleys (2 required) _____



- 32-36 Single belt, V8.18-8509 27.25
- 37-48 Single belt, passenger & commercial, V8, **except** 60 HP.78-8509 11.00

Water Pump Shaft _____



- 32-35 4.21" long, passenger, 32-34 V8 truck.18-8510 4.50

Water Pump Shaft Bushings



- 32-36 Oilite, V8 (4 required)18-8520 2.75
- 37-48 Oilite, V8, **except** 60 HP truck (2 required).78-8520 2.95

Water Pump Seal (2 required) _____



- 37-48 Seal, V8.68-8524 8.75

Water Pump Grease Fitting with Cap (1 or 2 required) _____



- 28-36 Brass, V8, 32-34 4 cylinder, Model B . . . A772096 2.15

Thermostat Assemblies (2 required) _____



- 37-40 60 HP engine, bellows type.52-8575 7.50
- 37-48 160°, 85, 90 & 95 HP, passenger, 37-47 pickup11A-8575-C 10.00



- 37-48 180°, 85, 90 & 95 HP, passenger, 37-47 pickup11A-8575-CHT 10.00
- 47-48 160°, 6 cylinder "H" engine.1BA-8575-A 5.95

4 Cylinder, Model B Water Pump & Parts _____

Water Pump



- 32-34 "Leakless" design, stainless steel shaft & special seals, with gasketB-8501-LL 159.00

Water Pump Rebuild Kits



- 32-34 Stainless steel shaft B-8591-SS 83.50 kit
- 32-34 Steel shaft. B-8591-ST 69.95 kit

Water Pump to Block Gasket



- 32-34 B-8507 0.75

Water Pump Shafts



- 32-34 Stainless steel, impeller pinned in place B-8510-SS 47.75
- 32-34 Steel, impeller pinned in place B-8510-ST 38.95

Water Pump Shaft Impeller



- 32-34 B-8512 39.95

Water Pump Packing



- 28-34 Lead packing set. A8524 2.65 set
- 32-34 Teflon packing, 13" piece A8524T 2.20

Water Pump Thrust Washer Kit

- 32-34 B-8513 6.20 kit

Water Pump Nut & Wrench



- 28-34 Nut, key & pin set, used for mounting fan A8506S 1.35 set
- 28-34 Water pump packing wrench. A8501W 1.75

A further listing of water pump component parts for 4 cylinder, Model B's can be found in our Model A catalog. Call & ask for your free copy today!



FANS

& FAN BELTS

A common fan belt problem occurs when belts jump off of pulleys, especially under hard acceleration. Belts are often ruined this way, being torn or stretched out of shape. Remember that all pulleys must be aligned exactly with each other. Your belt should look like a perfectly straight line, when you stand back & sight down the front edge of the belt from one pulley to another. If you notice a slight bend or change of direction in the belt where it passes into the groove of a pulley, it will probably jump off under high RPM's. Align those pulleys as perfectly as possible. You might need to replace a bracket, or use shims on mounting bolts. Whatever it takes, get those pulleys lined up correctly & your fan belts will live longer. Your Ford car will thank you.



Fan Belts

28-34	4 cylinder, Model B, 43", with "Ford" script	A8620F	13.50
28-34	Same as above, except no script.	A8620RE	8.75
28-34	NEW Same as above, except 44", we suggest you use this if you are using an alternator, it will offer more adjustment & make installation easier.	A8620REOS	11.50
28-34	NEW 4 cylinder, Model B, higher performance V-belt, for running alternators & higher RPMs, with a flexible, oil-resistant Kevlar core	A8620MOD	15.75
1932	V8, with "Ford" script, 37-39 commercial, 35-39 truck, 40-41 C.O.E., except 60 HP, 55"	51-8620-S	16.00
1932	Same as above, except no script	40-8620-A	14.75

Fan Belt Dressing



ALL	Belt dressing, adds to belt life & helps increase performance, 5 oz. spray can	RSP10*	3.95
-----	--	--------	------


Fans

Fan includes the appropriate pulley.



28-34	2-blade, cast aluminum, US made, similar to original, balanced, black powder coated, 4 cylinder, Model B.	A8600A	48.95
-------	---	--------	-------

Fan Spindle Mounting Bearing & Gaskets



42-48	Fan spindle mounting bearing, all styles.	21A-8626	17.95
42-48	Fan spindle mounting gasket, front, V8, passenger & pickup.	21A-8638	2.00
42-48	Fan spindle mounting gasket, rear, V8, passenger, pickup & truck.	21A-8646	1.05



Close-up of Typical Ford Script Fan Belt

33-36	V8, with "Ford" script, passenger, 33-37 85 HP truck, 56"	40-8620-S	16.00
33-36	Same as above, except no script.	40-8620-A	14.75
37-41	85, 90 & 95 HP engine, with "Ford" script, 37-38 passenger, 39 commercial, 39-41 truck, except C.O.E., 39-40 passenger with cast iron valve cover, 40 commercial, 39-40 Standard with aluminum valve cover, 52"	78-8620-AS	15.75
37-41	Same as above, except no script.	78-8620-C	12.75
42-48	Generator belt, 85, 90 & 95 HP, with "Ford" script, 41 single pulley, 52"	78-8620-CS	15.75
42-48	Same as above, except no script.	78-8620-C	12.75
42-49	V8, 85, 90 & 95 HP, with "Ford" script, passenger, 42-53 commercial, 36"	21A-8577-S	15.75
42-49	Same as above, except no script.	21A-8577	12.75
1948	V8, pickup, 52"	7A-8620	17.75

* **HAZARDOUS MATERIAL**—can only be shipped ground within the U.S. because of government regulations.



What's Your Favorite CLUB?



Why Not Make Yours an Early V8 Owners Club

With thousands of 1932-48 V8 owners, they all have one thing in common: Love of their automobiles. The classic styling, with its underlying power & heritage, is what makes these cars unique & the reason onlookers can't help but stare.

No matter what an owner knows about his vehicle, he can always benefit from the knowledge of other owners. V8 clubs allow the exchange of information between men & women who have a passion for their hobby & provide an owner the opportunity to see what other owners have done with their cars.

Members of V8 clubs are part of a fraternity that is among the best in the world. They enjoy helping others who share the same desire to own a piece of motoring history & preserve it well into the 21st century. It's also a time-saving advantage to get advice from others who have "been there, done that" when it comes to repairs & restoration. Plus, there are many other reasons to become a member.

So why not check out an Early V8 club in your area or, if you can't find one, look into forming one.

Check out:

Early V8 Club of America
P.O. Box 1715
Maple Grove, MN 55311
www.efv8.org
registration@cornerstonereg.com

Western NY Region
Early Ford V8 Club of America
P.O. Box 90
Depew, NY 14043
www.wnyrg.org
info@wnyrg.org

Early Ford V8 Club of Peoria
P.O. Box 471
Pekin, IL 61554
www.earlyfordv8peoria.com
jshaven@mtco.com

Northern Ohio Regional Group
Early Ford V8 Club of America
P.O. Box 1074
Cuyahoga Falls, OH 44223
norgv8club.org
derodi@windsteam.net





GAS TANKS & PARTS

No one wants to be stranded on the side of the road because of a rusting, leaky gas tank. Replace your problematic tank with a quality stamped steel gas tank from MAC's. You'll have the peace of mind knowing that your new tank will be trouble-free for years to come. If we don't have a new tank for your car, try our Gas Tank Sealer (RSP22A). MAC's has been selling this product for years & our customers tell us how great it works. Known for its complete coverage, one can will do the trick & help any tank, new or old. Call & order yours today!



99A-9002

All of our gas tanks on this page are designed to use our gas tank sending units, featured on the next page.

Gas Tanks, Plain Steel

NOTE Because of the size of gas tanks, additional shipping charges will be incurred.

1932	10 gallon, stock design with stock neck, requires stock gas cap (not included), passenger & commercial, will not accept your original hydrostatic sending unit, use V9015/ST	B-9002	425.00
1932	16 gallons, tank is shaped to hide the extra depth, appears to be original tank from behind the vehicle, includes fuel pickup unit, has 2 holes with the same bolt pattern, so you can interchange the pickup & sending units, requires stock gas cap (not included), passenger & commercial, will not accept your original hydrostatic sending unit, use V9015/ST	B-9002-LC	440.00
33-34	11 gallon, passenger, except Victoria, made to original dimensions & capacity, has a built-in valve in the filler neck area to prevent leaks, will not accept your original hydrostatic sending unit, use 99A-9275, requires stock gas cap (not included) . . .	40-9002	360.00
33-37	14 gallon, pickup, 33-34 Victoria, made to original dimensions & capacity, will not accept your original hydrostatic sending unit, use 99A-9275, must reuse original gas tank neck . .	68-9002	360.00
35-36	14 gallon, passenger, 35-37 station wagon & Sedan Delivery, made to original dimensions & capacity, will not accept your original hydrostatic sending unit, use 99A-9275, for a 35 use gas tank neck 48-9034.	48-9002	370.00
E37	14 gallon, passenger, made to original dimensions & capacity, use gas tank neck 78-9034-A.	78-9002	360.00
L37-40	14 gallon, passenger, 38-41 pickup, except 39-40 Mercury, made to original dimensions & capacity, for gas tank neck options, please see gas tank necks on the next page . .	81A-9002	300.00
39-40	14 gallon, Mercury, made to original dimensions & capacity, must reuse original gas tank neck (shown at top of page)	99A-9002	500.00
41-48	17 gallon, Ford & Mercury, passenger, except Sedan Delivery, made to original dimensions & capacity, use gas tank neck 21A-9034 or 21A-9034-SS	11A-9002	325.95



B-9002



B-9002-LC



40-9002



48-9002



78-9002



81A-9002



11A-9002



CAUTION: Gasoline vapors are extremely flammable! Removal of a gas tank involves serious risk of fire or explosion. NEVER use a regular incandescent light around gas tanks, as cold liquid gas might burst a hot glass bulb if splashed, resulting in explosion. If you are not certain about how to safely remove your gas tank, take your new gas tank to a professional for installation.



Gas Tank Sending Units

Always running on empty? If you're having fuel gauge problems, the first thing to look at is the sending unit. MAC's carries a terrific gas gauge sending unit that works with the original electrical systems. Just drop it in & you're good to go! Get yours today!



36-55 With float & cork gasket, 6 or 12 volt, Ford & Mercury, has a fully adjustable length for any type vehicle or gas tank with original Ford dash gauges, 6 mounting holes, detailed adjusting instructions included, also use with 1932-36 reproduction gas tanks, our best-selling unit 99A-9275 36.95



32-48 Reproduction style, works with Stewart-Warner gauges, 5 mounting holes . . V9015/ST 69.95

Gas Tank Sending Unit Adapter



33-48 Adapter plate, hardware & gasket, for original & aftermarket gas tanks with large diameter, 6-hole sending units, allows the use of modern-style 5-hole sending units 40-9003 31.75

Gauge Floats

Is your float sunk? If it is, replace with a brand new brass float, just like the original!



36-55 Brass, original, passenger, 32-60 pickup 01A-9202 8.95
36-48 Solid modern design COAZ-9202-SW 11.95

Gaskets



32-35 Paper, passenger & pickup. B-9276 1.95
36-56 Cork, passenger & pickup. 68-9276 1.50
36-56 Same as above, **except** neoprene. . . . 68-9276-N 1.95

Gas Tank Etch

Use as a prep for your tank, before applying the tank sealer (RSP22A). Removes light buildup of rust from inside the tank & leaves a gray phosphate protective coating. 1 pint should handle up to a 30-gallon tank.



ALL **NEW** 1 pint RSP106* 11.95

Gas Tank "Slushing" Sealer

ALL Sealer, quart can, stops rust, leaks & corrosion permanently. Resists alcohol & all fuels including Phase II oxygenated fuels. Bonds to all metal & fiberglass gas tanks. Outsell all other sealers on the market, 1 quart can does several tanks, comes with instructions on label. RSP22A* 24.95 quart



Gas Caps



32-48 Locking cap, 2 keys, with "Ford" script, flipper style, chrome, passenger & pickup 48-18416 28.95

32-50 Locking gas cap, 2 keys, chrome with red outline, for 1-7/8" ID filler neck 01A-9030-B 38.95

From all the years we've been attending car shows, we've learned that for the price, 11C-9030-A is the best insurance you can have. Keep a spare in your glove box & never worry again about losing your cap!



32-48 Non-locking gas cap, stainless steel, US made 11C-9030-A 5.95

32-48 Non-locking gas cap, stamped "V8" logo, stainless steel, passenger, 32-50 pickup 18-9030-V8 14.95

Fuel Bib®

Fuel Bib® is a multi-use disposable bib, made from absorbent material which has been specifically designed to pick up gas, oil or coolant & is treated with a flame retardant organic material. Great for the environment & your paint job!



ALL Pack of 5 FUEL-BIB 12.25 pack

* HAZARDOUS MATERIAL—can only be shipped by ground within the U.S. because of government safety regulations



Gas Tank Necks

	1935 Steel, passenger, with threaded collar . . .48-9034	52.50
	1936 Steel, passenger, with threaded collar . . .68-9034	54.25
	E37 Steel, passenger, with threaded collar . . .78-9034-A	46.50
	L37 Steel, passenger78-9034-B	48.95
	L37 Same as above, except stainless steel78-9034-SS	155.00
	1937 Steel, pickup, with threaded neck (not shown).77-9034-A	54.25
	1938 Steel, passenger, except Deluxe Tudor & Fordor91A-9034-A	69.00
	1938 Same as above, except stainless steel (not shown)91A-9034-ASS	155.00
	38-41 Steel, pickup81C-9034-B	46.50
	39-40 Steel, passenger, 38 Deluxe Tudor & 38 Deluxe Fordor91A-9034	44.75
	39-40 Same as above, except stainless steel (not shown)91A-9034-SS	155.00
	41-48 Steel, passenger21A-9034	46.50
	41-48 Same as above, except stainless steel (not shown)21A-9034-SS	140.00

Gas Tank Neck Connection Hoses

	36-40 "Ford" script, passenger, 37-41 pickup, 40-47 panel, except 38-40 station wagon78-9047	9.75
	41-48 "Ford" script, passenger, 42-48 pickup & truck, Ford only, except 41-48 station wagon, 2 1/8" long.11A-9047-A	9.75
	41-48 Same as above, except not script 3 1/2" long.21A-9047	7.40
	38-40 "Ford" script, black, station wagon81A-9047	9.75
	41-48 "Ford" script, black, station wagon11A-9047-B	10.95

Gas Tank Hardware

	35-37 Washer, lead, creates a leak free bond between cast seat & filler pipe, for threaded filler necks, passenger, 34 Victoria, 33-37 pickup & commercial46-9051	9.45
	37-40 Hose clamps, for neck, passenger, 37-41 pickup, 2-1/8" ID (2 required)B8287	1.00
	41-48 Hose clamps, for neck, passenger, 42-47 pickup, 2-5/8" ID (2 required)11A-8287	1.95

Gas Tank Filler Rubber Grommets

	33-34 2" ID, black, passenger, except Victoria40-9080	6.25
	1934 Black, Victoria40-9080-B	18.75
	35-36 2.50" ID, black, passenger & pickup except station wagon48-9080	4.70
	35-37 Black, station wagon & Sedan Delivery.48-9080-B	14.95
	1936 Black, Convertible Sedan68-9080	22.95
	37-40 2.35" ID, black, passenger, 37-41 pickup, except 39-41 112" wheel base & Sedan Delivery91A-9080	5.95
	42-47 2.30" ID, black, pickup21C-9080	12.50

Gas Tank Apron Channel Kit

	1932 Gas tank apron channel kit, with 4 plugs, passenger, kit does both sides of rear frame hornsB-16398	5.75 kit
--	--	----------

Gas Tank Door Rubber Bumpers & Lid Spring

	41-48 Gas tank door rubber bumpers, passenger, except Sedan Delivery11A-16378-A	1.95 pair
	41-48 Gas tank cover lid spring, passenger, except Sedan Delivery11A-16377-C	6.00



Gas Tank Covers

OS Because of the size of these covers, additional shipping charges will be incurred.



- 33-34 Steel, stock, with correct gas filler & mounting holes... V16396A 275.00
33-34 Fiberglass, stock... V16396B 184.00
33-34 Fiberglass, smooth, no bumper dimples... V16396C 184.00
33-34 Fiberglass, stock, Sedan Delivery... V16396D 184.00



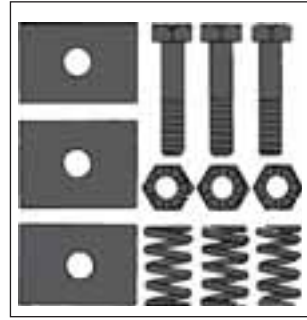
- 1932 Rear frame horn covers, gas tank apron, die stamped steel, passenger, includes rubber bumper & channel seals... B-16399 155.00 pair

Gas Tank Cover Mounting Screw Set



- 33-34 4 pieces, stainless steel... V803170 1.15 set

Gas Tank to Frame Mounting Kits



- 32-48 12 pieces, passenger, 32-47 pickup... B-9002-MB 6.75 kit
32-48 Same as above, except stainless steel... B-9002-MBSS 9.95 kit



- 42-48 6 pieces, includes 3 brackets & 3 pre-punched pads, the heavy duty fabric pads help prevent squeaks & corrosion... 21A-9002-MB 39.50 kit

Gas Tank to Frame Pads



- 35-36 Rubber... 48-9299 9.50 pair
37-40 Rubber, passenger, 37-41 pickup... 78-9299 9.50 pair



- 42-48 Rubber, passenger... 21A-9299 13.95 pair

Fuel Stabilizer

The ideal formulation to add to the gas tank when storing vehicles for extended periods. It not only prevents varnish & tank corrosion, it has a no alcohol formula & will not attack rubber lines or diaphragms as many other fuel stabilizers do.



- ALL 1 quart can, 1 oz. of this product will keep 3 gallons of fuel fresh for at least 3 years... RSP101* 28.95 qt.

Wordsearch Answers puzzle on page 71

V + + + + W + S + N + R W N + + E + A
I T + + L + E + + P + O I O F A L + C +
C S F + A + A + + E P L L A B D O + +
T U E + I + T + + E E A A I D U E + +
O A N + T + H + + R N T D T N S S C S R
R H D + N + E + S + H O R O T H A T O +
I X E + E + R + + E + E T I M B C D E +
A E R + R + S + A + V + S E R E R E + R
+ + + E + T D + N + H + I A O T + T +
+ + + F + R + O + I N O + F H + E + W
E + + + F + I C + E O L + + + P + R I
H + + + I + P + L I E P U O C + + + N
C B + + D + P D H T G R E B M O R T S D
U + U + + I C O V E R D R I V E + R S
O + + M + G N I D L U O M + + + O H
T + + P A G E S C U T C H E O N S D I
R + + T E + + + + + + + + + U E
A + + S + + R + + + + + + + + T L
C + + + + + + + + + + + + + D
N O I S S I M S N A R T E N D E R + +

* HAZARDOUS MATERIAL—can only be shipped ground within the U.S. because of government regulations.



Mechanical Fuel Pumps

For reliable performance, put a brand new high quality fuel pump on your Ford. Old fuel pumps often work great...right up until the moment that they fail from age, wear & deterioration. One day you're happily driving along & then the engine dies. You're not out of gas, yet none is getting to the carburetor. Yep, the ol' fuel pump has bitten the dust. Don't wait, put a brand new fuel pump on your car today!



- 32-42 With steel bowl, V8, **except** 60 HP, will fit 32-48 11A-9350 53.25
- 46-48 With glass bowl, V8, 85, 90 & 95 HP, will fit 38-48 59A-9350 54.75



- 47-48 With glass bowl, 6 cylinder H cars with vacuum controlled distributor 7HA-9350 55.75

Electric Fuel Pumps

MAC's now offers electric fuel pumps for all 6 or 12 volt applications.



- ALL 6 volt, 4-6.5 lbs. pressure, great replacement for original stock unit EFP-9350-6 57.95
- ALL Same as above, **except** 12 volt, 5-9 lbs. pressure EFP-9350-12 57.95



- ALL 6 volt, 2-4 lbs. pressure, top quality Carter brand, with in-line filter EFP-9350-6C 65.95
- ALL Same as above, **except** 12 volt EFP-9350-12C 69.95

Mechanical Fuel Pump Rebuild Kits & Parts



- 32-34 4 cylinder, Model B B-9349-A 54.25 kit
- E32 V8, sleeve type 18-9347-E 54.75 kit
- L32 V8, rocker arm type. 18-9349-L 43.25 kit
- 32-48 For glass bowl pumps, passenger, 32-47 pickup (shown) 11A-9349 16.50 kit

Fuel Pump Diaphragm



- 33-48 Fuel pump diaphragm, with two gaskets 68-9398 6.25



It is advisable to keep extra sediment bowl gaskets & brass screens on hand. You'll find these handy when periodically removing the glass sediment bowl & removing rust, dirt & deposits.

Fuel Pump Sediment Bowl Parts



- 28-48 Glass bowl sediment bulb micro-filter, for removing very fine particles, filter can be cleaned & reused A9156 4.40



- 28-48 Glass sediment bowl A9162 4.00
- 28-48 Gasket, for glass bowl, cork A9173 0.35
- 28-48 Same as above, **except** neoprene. A9173N 0.50
- 28-48 Brass screen for glass bowl A9155BS 1.15
- 32-48 Fuel pump bowl bail wire, for glass bowl 59A-9387-A 6.45

Pressure Regulator

If you are using an electric fuel pump & a Holley, Ford, or Stromberg 97 (our 67-9510-A), you really need a good regulator. This regulator is recommended for low-pressure, steady flow applications.



- 33-53 Holley, adjustable with 1-4 psi, 3/8" npt 9500-REG 38.75



Fuel Line Rubber Hose (as required)

Use this hose for making connections in your gas line. Simply clamp in place.



- ALL 1/4" ID B-9272-A 1.85 foot
- ALL 5/16" ID B-9272-B 1.90 foot
- ALL 3/8" ID B-9272-C 1.95 foot

Fuel Lines & Clip



- 35-48 Fuel line, tank to engine, copper line with fittings, 14 feet long, 1/4" OD, 1/2" nut 11A-9282 16.25
- 32-48 Flexible rubber fuel line, 9" long, connects fuel line from tank with fuel pump, V8 & 6 cylinder, **except** 32-34 truck 18-9288 5.75
- 32-48 Fuel (air) line clip, passenger, 32-47 pickup 18-9296 9.95

Fuel Pump to Carburetor Gas Lines



- 32-48 Fuel pump to carburetor gas line, copper line with fittings, 15" long ... 91A-9369 3.95

These copper plated steel fuel to carb lines are accurate in length & include the correct thick head brass fittings.



- 32-34 4 cylinder, Model B B-9369 18.75
- E32 V8 18-9369-A 18.75
- L32-33 V8 18-9369-B 18.75



- 1934 V8 40A-9369 18.75
- 35-E38 V8, **except** 60 HP 48-9369 18.75
- L38-48 V8 81A-9369 18.75
- 42-48 6 cylinder 21A-9369 23.75

Fuel Line Fittings



- 28-53 Set, brass, 2 fittings & 2 ferrules, works on all Stromberg, Holley & Ford 2 bbls, also use for fuel pump inlets/outlets & at the gas tank out A9243B 2.85 set
- 35-38 Stromberg super-seal fuel hose fitting, made specifically for Stromberg carbs, 18° bevel allows fitting to seat accurately without leaks, accepts 5/16" ID fuel hose 48-9370 7.50

Gas Line Fitting Sealer



- ALL Put this non-hardening sealer directly on threads to prevent leaks, 4 oz. can RSP25 5.45

Gas Gauge Air Line Kit



- 32-35 Gas gauge air line kit, for hydrostatic fuel gauge, replacement style 40-9324 24.75 kit

Gas Gauge Liquid




- 32-35 Red gas gauge liquid, for hydrostatic gauges, includes instructions V9280A 2.90

Fuel Gauge Repair Kits



- 32-34 Fuel gauge head unit repair kit, 32 all, 32-34 truck, 32-34 4 cylinder, Model B, with instructions B-9280 63.75 kit



- 32-34 Fuel gauge glass lens repair kit, 32 all, 32-34 truck, 33-34 4 cylinder, Model B B-9281 16.50 kit

Gas Gauge Air & Fuel Lines



- 1932 Siamese, copper coated steel as original, V8 18-9289 271.25
- 33-34 Siamese, copper coated steel as original, V8 40-9289 271.25



Fuel Pump Push Rods & Bushing



- | | | | |
|-------|---|-----------|------|
| 32-48 | V8 with cast iron intake manifold,
8.87" long, except 60 HP | 48-9400-A | 5.95 |
| 32-48 | V8 with aluminum intake manifold,
7.87" long, except 60 HP | 48-9400-B | 9.25 |
| 37-40 | 60 HP V8 with aluminum
intake manifold, 5-3/8" | 52-9400-A | 5.05 |
| 37-40 | 60 HP V8 with cast iron intake
manifold, 6-3/8" | 52-9400-B | 5.05 |

Push rod bushing located in cylinder block. Might require some slight filing to work with push rod.



- | | | | |
|-------|---|---------|------|
| 32-48 | Bushing, all 60, 85, 90 & 95 HP, V8,
passenger, 32-47 pickup | 18-6025 | 4.95 |
|-------|---|---------|------|

Fuel Pump Mounting Stand Parts



- | | | | |
|-------|---|----------|------|
| 32-34 | Fuel pump stand to block gasket,
4 cylinder, Model B | B-9374 | 0.95 |
| 32-53 | Fuel pump stand to manifold gasket | .40-9374 | 0.90 |



- | | | | |
|-------|---|----------|------|
| 32-48 | Fuel pump to fuel pump stand gasket,
passenger, 33-47 pickup | .40-9417 | 0.95 |
| 32-48 | Fuel pump stand stud, 85, 90 & 95 HP,
except 60 HP (2 required) | 18-6515 | 0.50 |

Fuel Shut-off Valve & Packing



- | | | | |
|-------|--|---------|-------|
| 28-47 | Fuel shut-off valve, brass, truck, except
panel truck, 41-47 commercial,
US made | BB9189U | 32.25 |
| 28-47 | Fuel shut-off valve packing, might help stop
small leaks, truck, except panel truck,
41-47 commercial | A9193 | 0.95 |



The Stromberg "97" is the Most Famous of All Hot Rod Carbs & Now They're Back & Better Than Ever.

The New Stromberg 97 Carburetor

33-53 With a zinc chromate body & a stock size throttle shaft & a black cast iron base, the new Stromberg 97 is made with cellulose/nitrile gaskets to avoid leaks & stainless steel components so you never have to worry about rust! 36-38 original carburetor, but will fit 33-48 with no problems & 49-53 with no vacuum advance distributor. 67-9510-A \$449.00

40-9592-ST
\$11.95
Air horn fulcrum lever stainless steel screw set.

40-9597-ST
\$35.95
Choke kicker assembly, includes idle screw & spring

40-9531-KT
\$19.95
The accelerator pump levers are beautiful stainless steel investment castings, with far more accuracy than the old forgings.

40-9564-TQ
\$16.95
After many years, the famous Grose Jet style inlet valve is finally available once again for Stromberg carburetors. They're an incredibly accurate piece that requires special tooling. The bore between the ends of the valve tapers 0.001" & it's reamed to prevent burrs in the ball seat! They cope with higher inlet pressures, eject dirt particles, improve high speed running & don't stick or dribble. Also, unlike many so-called viton-tipped needles, they won't melt in today's corrosive new gas formulas.

67-9526
\$19.95
With so many parts on the new carburetor being stainless steel like the accelerator pump rod, you don't have to worry any more about rust.


40-9541-PR
\$12.95
Idle adjusting screws (2) & springs (2).

40-9534-PR
\$22.95
Emulsion Tubes

67-9533-PR
\$9.95
.045" Main Jets

40-9522-KT
\$19.95
Bowl Plug kit

• Body Zinc chromate
• Base Black




If your Stromberg carburetor is running around with blocked or crushed emulsion tubes, it's never going to run properly. Yet so many rebuilders never take the time to check them out!

These are a super-precision piece of turning. They fit the 97, 48 & 81 carburetors & they are dyno tested to exact "O.E.M." power & fuel consumption specs.



Stromberg Parts


- | | | |
|---|---|-----------|
|  | 33-38 Float, 90 HP & 37-38 60 HP40-9550 | 13.95 |
| | 33-38 Same as above, except top quality, with float pin40-9550-TQ | 21.95 |
|  | 33-38 Float pin, 90 HP & 37-38 60 HP40-9558 | 5.95 |
|  | 33-38 Needle & seat set, with gasket, 90 HP & 37-38 60 HP40-9564 | 4.85 set |
|  | 33-38 Grose jet style needle & seat with gasket, 90 HP & 37-38 60 HP40-9564-TQ | 16.95 |
|  | 33-38 Carburetor repair kit, economy version, 90 HP, 37-38 60 HP67-9590 | 17.95 kit |
|  | 33-38  Carburetor repair kit, deluxe version, 90 HP, (1) 67-9447-KT, (1) 40-9564-TQ, (1) 67-9631-KT, (1) 40-9541-PR & (1) 40-957340-9590 | 45.95 kit |
| | 37-40 Carburetor repair kit, deluxe version, 60 HP, Model 8152-9590 | 58.95 kit |
|  | 33-38 Body screw kit, stainless steel, 3 large & 5 small screws with washers, 90 HP & 37-38 60 HP40-9511-SKT | 10.95 kit |
|  | 33-38 Bowl plug kit with gaskets, 90 HP & 37-38 60 HP40-9522-KT | 19.95 kit |

- | | | |
|--|--|-------|
|  | 34-35 Accelerator pump rod, stainless steel, 3-5/8" long, Model 40 & 4840-9526 | 19.95 |
| | 36-38 Accelerator pump rod, stainless steel, 3-7/8" long, Model 81 & 9767-9526 | 19.95 |

- | | | |
|---|---|------------|
|  | 33-38 Accelerator pump lever kit, stainless steel, 90 HP & 37-38 60 HP40-9531-KT | 19.95 kit |
|  | 33-38 Accelerator pump, stainless steel top link, 90 HP40-9631 | 9.95 |
|  | 36-38 Accelerator pump kit, stainless steel top link, includes pump, springs, washer, felt washer & cotter pin, leather seal, Model 9767-9631-KT | 19.95 kit |
| | 37-38 Same as above, except for Model 8152-9631-KT | 25.95 kit |
|  | 33-38 Emulsion tubes, 90 HP & 37-38 60 HP Stromberg 97, 48 & 81 carbs40-9534-PR | 22.95 pair |
|  | 36-38 Detent set, stainless steel, plunger & spring, Model 9767-9537-ST | 5.95 set |
|  | 36-38 Choke lock detent set, special pin end locks choke open, ideal for multi-carbs, Model 9767-9537-LST | 6.95 set |
|  | 33-38 Idle adjusting screws & springs, 90 HP & 37-38 60 HP40-9541-PR | 12.95 pair |
|  | 33-38 Idle jets, 90 HP & 37-38 60 HP40-9542-PR | 16.95 pair |
|  | 33-38 Choke shaft kit, includes lever, washer & end stud, 90 HP & 37-38 60 HP40-9546-KT | 18.95 kit |
|  | 33-38 Choke kicker assembly, includes idle screw & spring, stainless steel, 90 HP & 37-38 60 HP40-9597-ST | 35.95 set |
|  | 36-38 Choke kicker assembly, includes mounting bracket stainless steel, for late 49-53 style with choke cable, Model 97, stainless steel. Please note: you need to remove the throttle shaft & end bushing to install this. These bushings might be difficult to remove, so care will be needed during removal67-9548-ST | 49.95 set |



Gasket kits include 3 body, 5 drain plug & 1 power jet & inlet gaskets & 1 felt washer.



- 33-38 Gasket kit, economy version, 90 HP & 37-38 60 HP 67-9502 4.35 kit
- 33-38 Gasket kit, deluxe version, top-quality gasket material, 90 HP & 37-38 60 HP 67-9447-KT 10.95 kit



- 33-38 Choke plate & screw set, stainless steel, plate has correct 15° edge, 90 HP, 37-38 60 HP 40-9549-ST 12.95 set



- 33-38 Bowl drain plug gasket set, 10 pieces, 90 HP, 37-38 60 HP 40-9563-ST 4.95 set



- 33-38 Spring kit, stainless steel, external, 6 pieces, 90 HP, 37-38 60 HP 40-9571-KT 18.95 kit



- 33-38 Accelerator pump check valve, 90 HP, 37-38 60 HP 40-9573 5.95



- 36-38 Throttle shaft & lever kit, includes lever, screws & bushings, stock size, ream bushings to 0.278" Model 97, 90 HP & Model 81 37-38 60 HP 67-9581-KT 35.95 kit



- 33-38 Throttle plates, 7° edge, 90 HP. 40-9585-PR 13.95 pair
- 32-48 Throttle & choke plate screw set, 10 pieces, 32-42 & 46-48 90 HP, 37-40 60 HP, 39-48 100 HP 40-9586-ST 5.95 set



- 33-38 Throttle adjusting screw & spring set, stainless steel, 90 HP & 37-38 60 HP 40-9589-ST 5.95 set
- 33-38 Choke & accelerator pump fulcrum lever screw set, stainless steel 90 HP & 37-38 60 HP 40-9592-ST 11.95 set



Model 97

- 36-38 Main jets, .045", stock size 67-9533-PR 9.95 pair
- 36-38 Main jets, .041", alternate size . . . 67-9533-APR 9.95 pair
- 36-38 Main jets, .042", alternate size . . . 67-9533-BPR 9.95 pair
- 36-38 Main jets, .043", alternate size . . . 67-9533-CPR 9.95 pair
- 36-38 Main jets, .044", alternate size . . . 67-9533-DPR 9.95 pair
- 36-38 Main jets, .046", alternate size . . . 67-9533-EPR 9.95 pair
- 36-38 Main jets, .047", alternate size . . . 67-9533-FPR 9.95 pair

Model 81

- 37-38 Main jets, .035" 52-9533-PR 9.95 pair

Model 48

- 34-35 Main jets, .048" 48-9533-PR 9.95 pair

Jet Wrench



- 36-38 CNC milled stainless steel, this sturdy wrench will work on original & aftermarket jets, knurled top end for excellent control, with precise, accurate fit at jet end. 67-9533-W 29.95



- 33-35 Power bypass jet, stock size, includes gasket, Model 40 & 48 48-9594 12.95
- 37-38 Power bypass jet, stock size, includes gasket, Model 81 52-9594 12.95
- 36-38 Power bypass jet, stock size, includes gasket, Model 97 67-9594 12.95



- 36-38 **NEW** Throttle arm, with screw, die cast zinc, a convenient way to hookup left-hand side throttle on Strombergs & Holley 94s, use with throttle ball set below. 67-9615-A 8.95

- 36-38 **NEW** Throttle arm with swivel, includes screw, die cast zinc, a convenient way to hookup left-hand side throttle cable on Strombergs & Holley 94s 67-9615-B 15.95



- ALL **NEW** Throttle ball set, includes 4 throttle ball studs with various thread sizes. 9518-ADP 10.95 set



Pressure Regulator

If you are using an electric fuel pump & a Holley, Ford, or Stromberg 97 (our 67-9510-A), you really need a good regulator. This regulator is recommended for low-pressure, steady flow applications.



33-53 Holley, adjustable 1-4 psi, 3/8" npt . . . 9500-REG 38.75

Dual Carburetor Setup Parts



34-48 "Y" manifold installation kit, specially made for Strombergs, in conjunction with our dual intake manifold, includes (3) 40-9510-HDW & (3) 40-9447-STR 40-9424-KT 17.75 kit



35-38 Stromberg super-seat fuel hose fitting, made specifically for Strombergs, 18° bevel allows fitting to seat accurately without leaks, accepts 5/16" & 3/8" ID fuel hose 48-9370 7.50



34-48 Banjo fitting, single end, stainless steel, recessed lip all but hides the gasket, sized to fit both 5/16" & 3/8" hoses, combine both single & double fittings to plumb multiple carb setups, will work on Stromberg 48, 97 & 81 carbs 48-9D280-S 25.95

34-48 Same as above, **except** double end . . . 48-9D280-D 29.95



34-48 Fuel block, chrome, 2 hole, use when mounting dual carbs, 3/8" NPT inlet, 1/4" NPT outlets 9D280-BLOCK 16.50



34-48 Carburetor linkage rod, 3/16" steel rod, 3-1/2" long, double ended, used when installing multiple carbs, ends are spring loaded for positive action 9700-LINK 16.50

Grayed-out images above are not currently available



Carburetor Repair Kits



32-34 Zenith, 4 cylinder, Model B, includes B-9564 needle & seat B-9590-Z 41.00 kit



33-38 Stromberg, economy version, 90 HP 67-9590 17.95 kit



33-38 **Save** Stromberg, deluxe version, 90 HP, includes: (1) 67-9447-KT, (1) 40-9564-TQ, (1) 67-9631-KT, (1) 40-9541-PR & (1) 40-9573, stromberg 97, 48 & 40 carbs 40-9590 45.95 kit

37-40 Carburetor repair kit, deluxe version, 60 HP, Model 81 52-9590 58.95 kit



38-56 V8, Ford & Holley 2 bbl. 81A-9590 19.75 kit




41-51 6 cylinder Holley G or H, 1 bbl 7HA-9590 18.50 kit

Carburetor Gasket Sets



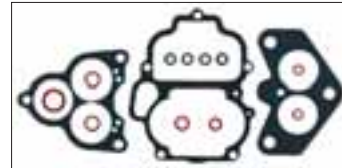
32-34 Zenith, 4 cylinder, Model B, 8 pieces B-9502 1.40 set

Gasket kits include 3 body, 5 drain plug & 1 power jet & inlet gaskets & 1 felt washer.




33-38 Stromberg, economy version, 90 HP & 37-38 60 HP 67-9502 4.35 kit

33-38 Stromberg, deluxe version, top-quality gasket material, 90 HP & 37-38 60 HP 67-9447-KT 10.95 kit



38-51 Holley carburetor, 38-48 passenger V8, **except** 60 HP, 39-40 passenger, commercial & truck, 38-47 V8 commercial & truck, **except** 60 HP 21A-9502 4.95 set

Carburetor Parts



34-48 Carburetor mounting hardware kit, includes 3 studs, nuts & lock washers . . . 40-9510-HDW 4.50 kit



32-48 Accelerator pump link assembly, 90-100 HP, V8, Holley 94, 92 & 2100 91A-9526 10.95



32-48 Plunger arm for choke lever 78-9537 1.05



32-48 Carburetor choke lever, 90-100 HP, V8, Holley 94, 92 & 2100 78-9548 14.25

32-34 Carburetor float, Zenith, 4 cylinder, Model B, brass (not shown) B-9550 23.25



38-48 Carburetor float, 6 cylinder & V8, Holley. .78-9550 11.25



32-34 Needle & seat set, Zenith, 4 cylinder, Model B B-9564 15.50 set



38-48 Needle & seat set, V8, 41-47 6 cylinder "G" engines 78-9564 3.05 set



32-48 Throttle shaft & lever assembly, 90-100 HP, V8, Holley 94, 92 & 2100 78-9581 18.75



32-48 Accelerator pump piston, 2 bbl Ford or Holley carburetor, V8 78-9631 7.75



32-48 Carburetor power valve, V8 78-9904 9.75



Complete Rebuilt Carburetors

Never order any carburetor before you double check your carburetor style, see our great ID chart on pages 100-102.

Core Exchange Note For All Rebuilt Carburetors:
The carburetors listed below are sold on an exchange basis. If we do not have your rebuildable core before we ship, the refundable **core fee** listed will be charged.

Stromberg

- 34-35 Stromberg 48, passenger & truck, V8, **\$200.00 core fee**STROMBERG48 249.95
- 36-38 Stromberg 97, passenger & truck, V8, **\$200.00 core fee**STROMBERG97 249.95
- 37-38 Stromberg 81, 60 HP V8, **\$200.00 core fee**STROMBERG81 319.95

Ford

- 39-41 Ford 94, Model #91-99, passenger & truck, V8, **\$125.00 core fee**91A-9510-A 219.95
- 42-46 Ford 94, Model #21-29, passenger & truck, V8, **\$125.00 core fee**21A-9510-A 219.95
- 47-48 Ford 59, passenger, V8, 46-47 truck, **\$125.00 core fee**59A-9510-A 219.95
- 49-51 Ford 8BA, V8, **\$125.00 core fee** 8BA-9510-A 219.95
- 52-53 Ford EAB, Flathead 239 engine, V8, **\$125.00 core fee** EAB-9510-A 219.95

Chandler-Groves

- 1938 Chandler-Groves Model #94, most 1938 passenger & truck, V8, **\$125.00 core fee** CHANDLER94 219.95

Holley

- 39-40 Holley 92 Model #81, 60 HP V8, **\$125.00 core fee** HOLLEY92 219.95
- 41-47 Holley 847 Model #7HA, passenger, commercial & truck, 90 HP "G" engine, 6 cylinder, **\$125.00 core fee** HOLLEY847-7HA 219.95
- 32-51 Holley 94, this is an aftermarket carburetor, found on almost any year V8, **\$125.00 core fee** HOLLEY2100 219.95
- 48-51 Holley 647 or Ford 8HA, passenger, 6 cylinder, vacuum fitting & cable choke, **\$125.00 core fee** ... 8HA-9510-A 219.95

The core exchange note does not apply to this carburetor option.

- ALL Rebuilt custom 1 or 2 bbl carburetor, if you don't see your carb on pages 100-102, or you want only YOUR EXACT carburetor rebuilt & returned, then please send us your carburetor, MAC's will have your custom carb rebuilt for you, estimate 6-8 weeks for the rebuild process9510-1/2BBL 229.95

WE BUY CARBURETORS
See page 57



Complete New Carburetor

- 36-38 Stromberg 97, brand new & better than ever, with a zinc chromate body & a stock size throttle shaft with a cast iron base, the new Stromberg is made with reinforced cellulose/nitrile gaskets to avoid leaks, fitted with standard size main jets & stainless steel so you never have to worry about rust, passenger & truck, V8, 36-38 original carburetor, but will fit 33-48 with no problems & 49-53 with no vacuum advance distributor 67-9510-A 449.00



Never order a carburetor without first confirming the type you have on your car **BEFORE ORDERING!!** Most vehicles do NOT have the correct or original carburetor on them. Visually check your carburetor first. Use our chart on pages 100-102

to confirm what you have, then order. (MAC's cannot provide a full refund for carburetors sent as a core but of a different style.) Core value is determined at MAC's discretion.


1934-1935 Passenger & Truck

8 Cylinder STROMBERG 48

STROMBERG
CARBURETOR
SOUTH BEND U.S.A.
(PATENTS)

Cast into body

Nothing cast on opposite side of float bowl



1936-1938 Passenger & Truck

8 Cylinder STROMBERG 97

67


97

Cast into body

STROMBERG
SOUTH BEND U.S.A.
(PATENTS)

1404879 1545821
1645341

Nothing cast on opposite side of float bowl





1937-1938 Passenger

**8 Cylinder
STROMBERG 81**


52

81

Cast into body

**STROMBERG
CARBURETOR
SOUTH
BEND U.S.A.
(PATENTS)**

Nothing cast on opposite side of float bowl



1939-1941 Passenger & Truck


**8 Cylinder
91A-9510-A**

Model
91-99

Cast into opposite
side of float bowl

Ford

Cast into float bowl



1942-1946 Passenger & Truck


**8 Cylinder
21A-9510-A**

Model 21-29

Cast into float bowl

Ford

Cast into opposite
side of float bowl



1947-1948 Passenger & 1946-1947 Truck

**8 Cylinder
59A-9510-A**

MODEL or


59

Model
59

Cast into float bowl

Ford

Cast into opposite
side of float bowl



1949-1951 Passenger

**8 Cylinder
8BA-9510-A**

Ford or FoMoCo


Cast into float bowl

Model
8BA

or

8BA

Cast into opposite
side of float bowl



1952-1953 Passenger Flathead 239

**8 Cylinder
EAB-9510-A**

Ford

Cast into float bowl

EAB

Cast into opposite
side of float bowl






1938 Passenger & Truck

**8 Cylinder
CHANDLER 94**

CHANDLER
GROVES,
CO. DETROIT
U.S.A.
(PATENTS)



Cast into float bowl

Nothing cast on opposite
side of float bowl

1939-1940 60 HP V8


**8 Cylinder
HOLLEY 92**

Model
92

Cast into float bowl

Ford

Cast into opposite
side of float bowl




1941-1947 Passenger & Truck

**6 Cylinder
HOLLEY 847-7HA**

Ford

Cast into float bowl

Nothing cast on opposite
side of float bowl



1932-1951 Passenger—Aftermarket Carburetor

**8 Cylinder
HOLLEY 2100**

**HOLLEY
2100**

Cast into float bowl

94

Cast into opposite side
of float bowl.

This is an aftermarket
carburetor



1948-1951 Passenger

**6 Cylinder
8HA-9510-A**

Model
8HA


Cast into float bowl

HOLLEY 647

or

Ford

Cast into opposite
side of float bowl



1951-1952 Pickup with Cable Choke

**8 Cylinder
HOLLEY 84-8RT**

94

Cast here


Model
7RT

Cast into float bowl

Ford
U.S.A.

Cast into opposite side of float bowl.

Cable





AIR CLEANERS & FILTERS



Chrome Air Cleaners (as required)


These vintage style accessories look period-perfect, whether you're running one or two or more carburetors. Air cleaners include modern paper filters, but be sure to order a spare for your garage.

- 28-48 Smooth, chrome, 2-5/8" throat, fits 2 bbl carburetor . . . HR9600S1 9.75 
- 28-48 Smooth, chrome, 2-5/16" throat, fits 1 bbl carburetor . . . HR9600S2 9.75
- 28-48 Louvered, chrome, 2-5/8" throat, fits 2 bbl carburetor . . . HR9600L1 9.75 
- 28-48 Louvered, chrome, 2-5/16" throat, fits 1 bbl carburetor . . . HR9600L2 9.75
- 28-48 Bullet style, chrome, 2-5/8" throat, fits 2 bbl carburetor . . . HR9600B1 9.75 
- 28-48 Bullet style, chrome, 2-5/16" throat, fits 1 bbl carburetor . . . HR9600B2 9.75
- 28-48 Replacement filter, modern paper filter, for use with our 2-5/8" & 2-5/16" bullet style air cleaners listed above . . . HR9600PF 4.50 
- 28-48 Helmet style, chrome, 2-5/8" throat, 7-1/2" diameter domed tip with contoured sides, fits 2 bbl carb . . . HR9600H1 72.25 
- 28-48 Helmet style, chrome, 5-1/8" throat, 7-1/2" diameter domed tip with contoured sides, fits 4 bbl carb . . . HR9600H2 72.25 
- 28-48 Helmet style, chrome, 5-1/8" throat, 11-1/2" diameter domed tip with contoured sides, fits 4 bbl carb . . . HR9600H3 88.00 

Carburetor Scoop (as required)

No filtration element is included with scoop, a screen or the filters below must be used.

- 28-48 Carburetor scoop, chrome, die-cast, fits Stromberg 97 or any carburetor with a 2-5/8" throat (shown above) . . . HR9600SC 21.95



- 28-48 Air filter for carburetor scoop, wire & plastic mesh in a red ring . . . HR9600SCF1 15.00
- 28-48 Same as above, except black ring . . . HR9600SCF2 15.00

Air Filters, Covers & Elements

- 32-34 Screen & filter kit, for dry type intake silencer B-9600 (currently not being produced), with instructions . . . B-9601 7.50 kit 
- 32-34 Snap ring for dry type intake silencer . . . B-9602 6.20 
- 33-36 Air cleaner element, copper mesh only, as original, V8 . . . 48-9600-C 9.75 
- 33-36 Same as above, except with outer retainer . . . 48-9600-CK 19.75 
- 37-41 Air cleaner element, copper mesh only, as original, V8 . . . 78-9600-C 11.75
- 37-41 Same as above, except with outer retainer (shown) . . . 78-9600-CK 24.75 
- 37-41 **NEW** Same as above, except top quality, like original, with galvanized screen & copper mesh . . . 78-9600-CKTQ 28.29 



Dual Carburetor Linkage Rod



34-48 3/16" steel rod, 3-1/2" long, double ended, used when installing multiple carbs, ends are spring loaded for positive action . . . 9700-LINK 16.50

Choke & Throttle Rod Sets

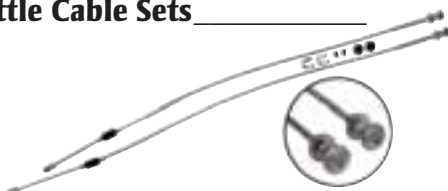
From under dash to carburetor. Cadmium plated. 30" long.

32-38 V8, passenger, 32-39 pickup B-9700/75-B 14.75 set



1939 V8 91A-9700/75-H 54.75 set

Choke & Throttle Cable Sets



1942 Maroon knobs, Special 21A-9700-CTA 165.00 set

1946 Chocolate knobs, Deluxe 51A-9700-CTA 144.50 set

1946 Blue-gray knobs, Super Deluxe . . . 51A-9700-CTB 144.50 set

1946 Gray-tan knobs, Super Deluxe, convertible, station wagon & Sportsman 51A-9700-CTC 144.50 set

47-48 Gray-tan knobs, passenger 6A-9700-CT 144.50 set

Choke & Throttle Rod Parts



32-38 Choke & throttle rod connector sleeve, passenger, 32-39 pickup (2 required) . . B-9702 1.95

39-48 Choke & throttle rod joint, rubber vulcanized to metal ends that tie together the choke & throttle rods from the dash knob to the carburetor, passenger, 41-47 pickup (2 required) 91A-9702 4.95

39-48 Carburetor & accelerator rod rubber insulator, a small ball-like cover for choke, throttle, carburetor & accelerator rod, 6 cylinder & V8 passenger, 41 4 cylinder commercial truck, 41 Sedan Delivery (4 required) 91A-9714 0.50

Choke & Throttle Dash Knobs



32-34 Choke knob, black, pickup, 33 passenger 18-9703 6.75

35-39 Choke knob, black, pickup, E36 passenger 68-9703-A 6.95

1940 Choke knob, sand, passenger & pickup 01A-9703-A 7.95



41-47 Choke knob, black with red "C", pickup 11C-9703 7.75

32-34 Throttle knob, black, pickup, 33 passenger 18-9778 6.75

35-39 Throttle knob, black, pickup, E36 passenger 68-9778-A 6.95

1940 Throttle knob, sand, passenger & pickup 01A-9778-A 7.95

41-47 Throttle knob, black with red "T", pickup 11C-9778 7.75

Choke & Throttle Dash Grommets

These molded rubber grommets fit into the dash where choke/throttle cables pass thru. The color of the grommet usually complemented the interior color of the vehicle.



32-37 Black, rubber (2 required) B-9719 1.05

32-37 Brown, rubber (2 required) 40-9719 1.00

35-36 Gray, rubber (2 required) 48-9719 0.95



38-40 Black, rubber, passenger, 40-41 pickup (2 required) 81A-9719 2.35

39-48 Grommets & clip set, 4 pieces, passenger, 40-47 pickup 91A-9719-B 24.75 set

Accelerator Pedal & Parts



28-34 Accelerator foot rest post, with locking nut, passenger, 32-47 pickup A9765 3.95

28-34 Accelerator foot rest assembly, complete with base A9765A 6.75

28-34 Accelerator foot rest post insert, domed rubber A9765R 1.30

28-34 Accelerator foot rest base, cast aluminum, passenger, 35-37 commercial truck A9770 3.25

28-34 Rubber pad, fits foot rest post, this is a non-original accessory pad A11471C 1.20



35-48 Accelerator pedal rod, pedal to linkage, from accelerator rod to gas pedal, V8, passenger 48-9727 5.95



35-48 Accelerator pedal, original type, passenger & pickup 21A-9735 12.50

32-48 Accelerator pedal spring, passenger & pickup 48-9737 5.95



28-39 Accelerator to carburetor rod, 10-1/2", till 39 Standard A9747 4.25

39-48 Accelerator to carburetor rod, 10-3/4", V8, **except** 39 60 HP, 40-48 Deluxe 91A-9747 7.50



EXHAUST MANIFOLD & PARTS

Exhaust Manifold Tube Headers

Looking for more horsepower out of your classic Ford Flathead V8? MAC's is now offering brand new tubular steel headers to help your engine breathe better & give your car a little more "oomph." These headers are made from 16-gauge plain steel with a 1/4" flange for durability. Fits stock applications only.



32-34 Steel, passenger & pickup 18-9430-H 195.00 pair



35-39 Steel, passenger & pickup, 39 Standard 48-9430-H 200.00 pair



40-48 Steel, passenger, 40-47 pickup, 39 Deluxe 01A-9430-H 195.00 pair

Exhaust Manifold Gaskets



28-34 Exhaust manifold gasket, 1-piece design, steel clad, 4 cylinder, Model B A9433STL 4.85



28-34 Manifold gland ring set, 4 cylinder, Model B, steel, 4 pieces B9440 2.25 set

32-48 Exhaust manifold gasket set, V8, **except** 60 HP, 8 pieces 18-9433 4.85 set

Exhaust Manifold Stud Nut, Stud & Washer



28-48 Stud nut, brass, 7/16"-20, V8, **except** 60 HP, 4 cylinder, Model B (4 required) B9430N 1.00

28-48 Same as above, **except** cadmium plated (4 required) B6064 0.25

28-34 Washer & nut set, cadmium plated, includes (4) B6064 & (4) B9443, 4 cylinder, Model B B9430/43 4.85 set



28-34 Manifold to block stud set, 4 pieces, 4 cylinder, Model B B9431S 3.20 set

28-34 Same as above, **except** each (4 required) B9431 0.85



37-48 Manifold to pipe stud, V8, **except** 60 HP (4 required) 88393 2.75

28-34 Manifold stud washer, 4 cylinder, Model B, heavy, cup shaped, all (4 required) B9443 0.90

Permatex Anti-Seize Lubricant

A blend of aluminum, copper & graphite lubricants. Perfect for easy removal of spark plugs & cylinder or exhaust head bolts.



ALL 1 oz. tube RSP102 3.95

Sealant

Exhaust sealant, 3 oz. tube, hi-temp sealant to seal flange between manifold, pipes & muffler, replaces cork, rubber, silicone, felt & other cut gaskets to form a leak-proof seal, resists oil, grease, water, antifreeze mixture & transmission fluid, more flexible than conventional gaskets, can be used on water pumps, exhaust manifolds, valve covers, timing gear covers, transmission pans, water neck outlets or anyplace a high-performance gasket is needed.



ALL 3 oz. tube A5251SEAL 4.95

INTAKE MANIFOLD

Intake Manifold Washer Set



32-48 20 pieces 351242-S 4.95 set

Carburetor to Intake Manifold Gaskets



33-38 Stromberg, V8 40-9447-STR 1.75

34-48 Ford & Holley, 2 bbl, V8 40-9447 1.75

See page 98 for Stromberg dual carb parts



Rebuilt Generators

You've got to check out our prices on generators, you won't find a better product at a better price. These guaranteed quality rebuilt generators will look great on your engine & deliver years of reliable performance. Don't wait for the old unit to break down—call & order a rebuilt generator today.

A \$100.00 core fee applies to all rebuilt generators, see page 57. Your core must have a usable pulley (except A1000SN).

30-34	33-37	38-39	
4 cylinder, Model B, 3 brush, pulley not included	85 HP, 3 brush, with single pulley	85 HP, 3 brush, with single pulley	A1000SN 179.00 40-10000 149.00 81A-10000 149.00

37-39	40-41	
3 brush, trucks with 2 belts, with double pulley	85 HP, 2 brush, with single pulley	79-10000 149.00 01A-10000 149.00

41-47	42-48	
6 cylinder, "G" engine, with double pulley	95 HP, 2 brush, with single pulley, V8, except 60 HP	2GA-10000 149.00 21A-10000 149.00

Generator Covers

These stainless steel covers will dress up your engine compartment. Pick the cover with the correct number of holes to fit over the wire connector screws on the side of your generator.

39-48	42-48	
1 hole type	2 hole type (shown)	91A-10001-SS1 27.95 91A-10001-SS2 29.50

Alternator Conversion Kits

MAC'S is proud to offer the Flathead V8 alternator conversion kits listed below. They come complete with the correct mounting bracket & pulley, for use with your original V-belt. The 40-amp, one wire alternator is easy to install & will help to eliminate problems associated with your original generator. This means easier starting, brighter lighting & an extended battery life.

1932	1932	33-39	33-39	
6 volt, positive ground (shown)	12 volt, negative ground	6 volt, positive ground (shown)	12 volt, negative ground	18-10000-A6V 215.00 kit 18-10000-A12V 215.00 kit 40-10000-A6V 215.00 kit 40-10000-A12V 215.00 kit 01A-10000-A6V 160.00 kit 01A-10000-A12V 160.00 kit 21A-10000-A6V 160.00 kit 21A-10000-A12V 160.00 kit

Alternator Pulleys

39-54	32-39	
3/8" wide, for V belts, cold-rolled steel	9/16" wide, specifically designed to be used with the factory radiator fan, aluminum	18-10344-A 8.75 18-10344-B 58.25

PowerGen Alternators

Your friends will be fooled. They'll wonder why your headlights don't dim at idle. Tell them you have a secret. Tell them you stuffed an alternator into your generator housing. Tell them you have PowerGen—75 amps at highway speeds, but most importantly, 60 big amps at idle! This is the new way to go—get the reliability of an alternator, but the classic look of a stock generator.

40-48		
Flathead, black, 6 volt positive	10346-82016 390.00	
40-48	Same as above, except 12 volt negative	10346-82011 390.00
40-48	Flathead, polished aluminum, 6 volt positive	10346-282016 450.00
40-48	Same as above, except 12 volt negative (shown)	10346-282011 440.00

Voltage Reducers (as required)

Voltage reducers are the perfect answer when you want to keep the original gauges or sending units in your ride. They enable you to use original 6 volt gauges or sending units, while the rest of your vehicle is still 12 volt.

32-55	32-55	32-55
Reduces 12 volt to 6 volt, designed for gauges, 1 amp maximum, comes with detailed instructions, 1 per gauge, actually mounts onto the gauge itself, allowing you to run several in a row, use with negative ground systems only	Reduces 12 volt to 6 volt, ceramic, designed for low amperage loads, 4 amp maximum & 2 amp minimum load	Reduces 12 volt to 6 volt, 6 amp, use for higher amperage loads
V12872 14.95	V12873 11.75	V12874 24.95



Generator Brush Sets



- 32-48 Brush set, 3 brush type, V8, 29-34 4 cylinder, Model B, 41-47 6 cylinder. B10069CS 1.95 set
- 38-48 Brush set, 2 brush type, V8, 39 with regulator. 01A-10043 4.75 set

Generator Brush Spring (2 required)



- 40-59 2 brush type 91A-10057 3.50

Generator Bearings



- 28-48 Generator small sealed bearing, 28-34 4 cylinder, Model B, 41-47 6 cylinder, 32-36 & 40-48 V8 A7600 4.25
- 32-36 Generator tapered roller bearing, no race, V8, front. 18-10094 19.75



- 32-36 Generator roller bearing race, V8 18-10094-R 9.30
- 37-41 Generator large roller bearing, front, V8, **except** 60 HP, 38-39 60 HP 79-10094 9.95

Generator End Plates



- 29-32 Generator bearing retainer plate, rivets to front end plate A10098 2.35
- 32-39 Generator rear end plate assembly 40-10129 27.95

Generator Rear End Plate Bushings



- 32-36 .626" ID x .752" OD x .965" long, V8 B10128 0.85
- 37-48 .699" ID x .795" OD x .795" long, V8, 47-48 6 cylinder 78-10128 0.95

Generator Thru Bolts (2 required)



- 32-39 6.156", V8, 33-34 4 cylinder, Model B 18-10120 1.70
- 38-48 6.56", V8, **except** 60 HP. 78-10120 1.70

ALL Electric motor cleaner, instant penetration without insulation damage, for armatures & field coil assemblies, 16 oz. spray can RSP18* 4.95

Generator Pulleys



- 30-34 4 cylinder, Model B, 3.62", single pulley, short nose style, only for 1/2" tapered shaft style at the end of the armature, cast iron, fits A10000SN A10130C 33.95
- 32-36 V8, 4.38" OD, single pulley (not shown) 40-10130-B 39.95
- 1937 V8, 4.38" OD, single pulley 78-10130 39.95



- 38-39 V8, 4.38" OD, single pulley, **available January 2010** 81A-10130 39.95
- 40-48 V8, 3.18" OD, single pulley, **available January 2010** (not shown) 01A-10130-B 39.95
- 40-48 V8, 2.90", single pulley 01A-10130 25.75

Generator Front End Plates



- 37-39 All 79-10139 15.50
- 40-48 V8 21A-10139 34.95

Generator Parts



- 28-39 Generator cover band, includes A10142MB A10142 3.55
- 28-34 Generator cover band with cooler assembly, 4 cylinder, Model B. B10142B 17.75



- 28-37 Generator band screw set, round head screw & square nut, 10/32 x 1-1/4" screw, passenger & commercial, 28-39 truck A10142MB 0.50 set
- 28-34 Generator tension brace, helps hold generator tight against the fan belt, includes mounting hardware A10152 4.75



- 1932 Generator post nut, adjust belt tension 18-10153 13.75
- 47-48 Generator wire to apron clip, passenger, 47 pickup, **except** C.O.E. 51C-14197 2.95

* HAZARDOUS MATERIAL—can only be shipped by ground within the U.S. because of government regulations.



Generator Cut Outs

Mounts on top of the generator.



- 28-39 "Ford" script, with diode installed, positive ground, rated 5 amps, appears original. A10505D 35.95
- 28-39 Same as above, **except** no "Ford" script. A10505DNS 33.95



- 28-39 "Ford" script, with diode installed, negative ground, rated 5 amps, appears original. T5055D 46.95
- 28-39 Foreign, no "Ford" script. A10505F 22.95




- 32-39 "Ford" script, solid state modern electronics, looks & fits just like original, not just a diode, no alterations required, direct replacement for your original 6 volt positive ground system, the final solution to your battery problem . . . B-10505-V8 82.95

Generator Cut Out Hardware

- 29-39 Cut out mounting set, 4 pieces, black oxide A10505MBB 0.65 set
- 29-39 Post to cut out terminal connector, attaches to the side of the cut out & slips over the generator post, included on new cut outs. A10550 0.45
- 29-39 Cut out terminal fiber insulators, fits where the bolts go thru the cap on original cut outs, special square style recess fits into the square hole in the cut out. A10563 1.75 pair

Generator Cut Out Conversion Kit



- 28-39 Diode conversion kit for your existing generator cut out (convert old unit to solid state), positive ground only . . . A10155D10 2.90 kit

Voltage Regulator



- 39-55 6 volt, 30 amp, mount on firewall, 39 Deluxe, 40-55 all 8A-10505 42.95



- 39-48 Grommet set, brass insert, 3 pieces. 91A-10610 3.95 set



- 40-48 Terminal mounting kit, 4 pieces, includes correct screws & lock washers, Ford & Mercury 01A-10505-MT 6.15 kit



STARTER MOTOR & PARTS

Starter Buttons

All starter buttons are complete with snap ring.



- 1932 Mahogany, 4 cylinder, Model B B-11500 6.75
- 37-51 Chrome, stamped "START" 6A-11500 6.75
- 37-51 Chrome, universal 6A-11500-U 5.95



- 1937 Standard, light brown 78-11500-A 9.75
- 1937 Deluxe, yellowish brown 78-11500-B 9.75
- 1938 Standard & Deluxe, ivory 81A-11500 9.75



- 1939 Standard, light yellow 91A-11500 9.75
- 1939 Mercury, pink 99A-11500 9.75



- 1940 Standard & pickup, sand 01A-11500-A 9.75
- 1940 Deluxe, maroon 01A-11500-B 9.75
- 1940 Mercury, dark blue 09A-11500 9.75



- 1941 Deluxe & Super Deluxe, tan 11A-11500 9.75
- 41-51 Pickup, black 21C-11500 9.95
- 1942 Special & Deluxe, maroon 21A-11500-A 9.75
- 1942 Deluxe & Super Deluxe, butterscotch 21A-11500-B 9.75



- 1946 Deluxe, chocolate 51A-11500-A 9.75
- 1946 Super Deluxe, blue gray 51A-11500-B 9.75
- 47-48 Deluxe & Super Deluxe, convertible, station wagon & Sportsman, 46 Super Deluxe, tan 51A-11500-C 9.75

Starter Button Bezel



- 47-48 Passenger, 1947 pickup, stainless steel 0A-11580 14.95

Why Search Through Those Old Nuts & Bolts?

MAC's has all the hardware you need.




Rebuilt Starter Motors



Have you ever thought about the incredible torque thrust & wear that a typical starter motor must go thru to start an engine? The starter drive unit must thrust the starter gear out to mesh perfectly with the teeth on the ring gear of your flywheel & then the small electric motor must spin over the crankshaft, pushing all those pistons up against compression. Give your old starter a break. Replace it with one of these guaranteed quality rebuilt starter motors.

These starters are 6 volt units & can be used with 12 volt systems as long as you don't "get on it."



- 32-34 Less Bendix starter drive, 4 cylinder, Model B, 6 volt. B-11002* 149.00
 - 32-53 Less Bendix starter drive, V8, **except** 60 HP, 6 volt. 18-11002* 149.00
- * \$100.00 core fee, see page 57.

New Starter Motors

MAC's also offers new starter motors. Available in both 6 & 12 volt options, they have a modern Bendix starter drive (B11350M) already installed. It might be necessary to file a small amount (.010" to .015") off the outer sleeve (gold sleeve). This will enable getting past the flywheel ring gear. No core is required.



- 32-53 V8, 6 volt. 18-11002-N6 169.95
- 32-53 V8, 12 volt. 18-11002-N12 169.95

Starter Cover

This stainless steel cover will dress up your engine compartment.



- 32-53 V8 18-11003-SS 20.25

Starter Motor Parts



- 32-48 Starter motor brush set, 4-piece set. . . . 18-11057 5.75 set
- 28-34 Starter motor brush holder (4 required) A11061C 1.00
- 32-48 Starter motor field coils, right & left 18-11083/85 35.95



- 32-48 Starter motor rear end plate, V8 & 6 cylinder, **except** 60 HP 18-11130 18.75
- 32-48 Starter to oil pan attaching bracket at rear of starter, V8 & 6 cylinder, **except** 60 HP 51A-11140 4.75
- 28-48 Starter band screw set, round head screw & square nut, 10/32 x 1-1/4" screw, passenger, 28-47 commercial & truck A10142MB 0.50 set

Starter Solenoids

The starter relay, or solenoid of Ford electrical systems is usually located right in plain sight, at the top of the passenger side of the engine bay. This makes it very convenient for service work. This also makes it the frequent target of judges & Ford admirers who might tend to look into your engine compartment when you have the hood raised at a car show. Like any starter relay, Ford units work hard over many years of start-up sequences, consequently, many of them have finally worn out & had to be replaced. Unfortunately, some of them will have been replaced with universal "fits-all" solenoids that do not look right under the hood of any Ford, much less your favorite Early V8! Worse yet, some of those replacement units are not quality units & might fail at the worst possible time. Our Ford restoration professionals are happy to help you solve the problem, with a brand new reproduction unit with authentic markings & superior components inside. You'll receive a terrific, high quality starter relay that not only looks authentic but will give you years of reliable service.



- 37-48 Steel case with push button allowing you to turn over your engine while working under the hood, mount on firewall "Ford" script, 6 volt 01A-11450 25.00
- 37-48 Bakelite, mount on firewall, passenger, 6 volt, 37-51 pickup . . . 21A-11450 13.95



- 37-48 Solenoid, metal case with no push button, stamped with "FoMoCo" oval, 6 volt, passenger, 37-51 pickup. 21A-11450-F 24.95
- 37-48 Solenoid, replacement style, with no Ford script, use with 12 volt starter motor B6A-11450-A 13.95


End Plate Bushings



- 32-48 Front, starter motor, .625" ID x .75" OD x .5" long 18-11052 1.15
- 28-53 Rear, .627" ID x .753" OD x 1.155" long A11135B 1.00



Bendix Starter Drives & Parts



28-53 Improved original style, complete starter drive with spring, 10 tooth, V8 & 6 cylinder, **except** 60HP B11350N 34.50

Bendix Starter Drive Parts

28-53	Starter drive spring	A11375	8.60
37-40	Starter drive spring, 60 HP	52-11375	5.10
28-53	Starter drive head screw, 3/8"	A11377	0.95
28-53	Starter drive lock washer, 3/8" (2 required)	A11379C	0.45
28-53	Starter drive screw, 3/8"	A11382	1.25




28-53 Starter drive spring clips, heat treated, used to stabilize A11375 & keep the screws from breaking, designed to be used with 5/16" screws, but can be drilled out to accept the larger 3/8" screws A11383 4.85 pair



28-53 Modern style, complete starter drive with spring, V8 & 6 cylinder, **except** 60 HP, completely self-contained, ensuring the screws & washers can't fall into your flywheel housing B11350M 24.95

Bendix Starter Drive Barrel Compressor

This tool slides over the starter shaft, allowing you to fully compress the Bendix drive for easier installation or removal. Instructions are included.



28-53 For use with B11350M A11350TOOL 16.25

Ignition Switch On-Off Plates

All switch plates are aluminum & include 2 rivets.



1932	Plate	B-11556	5.00
33-34	Plate	40-11556	5.00
35-36	Plate, 35-37 pickup	48-11556	5.00



1937	Plate	78-11556	5.00
38-39	Plate	81A-11556	5.00
40-47	Plate, 40 pickup	78-11556	5.00

Floor Starter Switches



1932	Hand type, 4 cylinder, Model B	B-11450	21.75
33-34	4 & V8, passenger & commercial, N.O.S. (condition varies)	40-11450	24.95
35-36	Floor mount, passenger & commercial	48-11450	24.95



35-36 Seal 48-11451 6.20



28-34 Push rod, passenger & commercial, threads into starter switch A11470 1.95



28-34 Rubber pad, fits foot rest post, this is a non-original accessory pad A11471C 1.20

Floor Starter Switch Wiring Clip (2 required)



47-48 To dash, passenger 51C-14197 2.95



Temperature Gauges _____



35-36 Temperature dash gauge assembly with temp sender, bulb & wiring, passenger & pickup, specially boxed for protection in delivery, foreign made 68-10883 124.95



37-39 Temperature dash gauge assembly with temp sender, bulb & wiring, passenger & pickup, specially boxed for protection in delivery, foreign made 91A-10883 124.95

Temperature Sending Bulbs & Clip _____

Your little water temperature sending unit has the vital job of keeping you informed of how things are going inside the critical water jackets of your engine & is your best tool for avoiding a dangerous overheat condition. Be sure that corrosion & age don't keep your sending unit from functioning properly & make sure that all wiring is properly connected & in good condition. Replace that old unit with a fresh new one, for reliability & general peace of mind.



39-48 Single prong, 6 volt, V8 & 6 cylinder, right hand cylinder head 8A-10884 49.50



39-48 Double prong, 6 volt, V8 & 6 cylinder, left hand cylinder head 8A-10990 49.50



35-48 Clip for temperature gauge wire & ignition coil wire to spark plug wire conduit, on driver's side (3 required) 48-10882 1.00

Is Your Car's Temperature Rising?

Get everything you need to keep your car running at its coolest from MAC's.





Batteries

All batteries are heavy duty & are shipped "Damp-Dri" direct from the factory. You provide the electrolyte (which can be purchased locally). These can be shipped by UPS in the contiguous US only & have a flat \$45.00 shipping fee.



- 28-32 6 volt "Ford" script, 9" long, 7-1/8" wide, 9" high A10655A* 304.95
- 33-39 6 volt "Ford" script, 10-1/2" long, 7" wide, 7-7/8" high V10655A* 304.95

Battery Tender


AccuMate® is an advanced fully automatic battery charger & maintainer for all 6 & 12 volt lead-acid batteries. It will bring your battery to a full charge & then go into "stand by" mode. If your battery goes below a pre-determined level the charging process is immediately restarted. Uses normal 110 volt household current outlet. 2-year factory warranty!



- ALL 6 volt or 12 volt 10655-TEND 64.95

Battery Mat

Great protective accessory, absorbs & neutralizes battery acid & vapors.



- ALL 8" x 12", trim to fit BATMAT 5.95

Permatex Dielectric Tune-up Grease



- ALL Protects electrical connections & wiring from corrosion, use on electrical connections, spark plug boots, light bulbs & battery terminals, .33 oz. RSP104 3.25

See our full listing of battery support assemblies & battery hold downs on page 37.

Power Inverter & Booster

Our power inverter converts a circuit of 6, 8 or 12 volt positive ground systems to 12 volt negative ground to allow operation of 12 volt negative ground accessories such as car stereos, citizen's band radios, cell phones, etc. The unit is a 1-3/4" cube & comes with a 1-year factory warranty.



- 28-48 High output power inverter, positive ground, converts 6, 8 or 12 volt positive ground systems to 12 volt negative, 2.1 to 2.5 amps, 1-3/4" cube, with instructions. A10700AH 99.50
- 28-48 High output power booster, boosts 6 or 8 volt negative ground systems to a 12 volt negative, output is 3.7 amps to 5 amps A10700BH 99.50



- ALL Battery disconnect switch, attach to the battery post, unscrew the knob when you leave the car A14300C 12.85
- ALL Battery disconnect switch, installs in frame or floorboards, heavy-duty, good safety item that disconnects electrical current eliminating theft, battery drain & fires. A14300D 24.75



- ALL Battery disconnect switch mounting bracket, for switch A14300D listed above. A14300DB 7.50
- ALL Battery washers, for top post or side post battery terminals, prevent corrosion & help improve battery efficiency C1AZ-10A717-B 3.95 pair

Voltage Reducers (as required)

Voltage reducers are the perfect answer when you want to keep the original gauges or sending units in your ride. They enable you to use original 6 volt gauges or sending units, while the rest of your vehicle is still 12 volt.



- 32-55 Reduces 12 volt to 6 volt, designed for gauges, 1 amp maximum, comes with detailed instructions, 1 per gauge, actually mounts onto the gauge itself, allowing you to run several in a row. V12872 14.95
- 32-55 Reduces 12 volt to 6 volt, ceramic, designed for low amperage loads, 4 amp maximum & 2 amp minimum load. V12873 11.75
- 32-55 Reduces 12 volt to 6 volt, 6 amp, use for higher amperage loads V12874 24.95



Ignition Coils



- 28-55 6 volt, black, 32-34 4 cylinder, Model B A12000 19.95
- 28-55 Same as above, **except** 12 volt . . . B6A-12029-B 21.95



- 32-E36 6 volt, original dome type, 3 screw, rebuilt, V8, **\$55.00 core fee** . . . 18-12024-RB* 155.00
- 1936 6 volt, flat-top style, 2 screw, rebuilt, V8, **\$100.00 core fee** 18-12024-BRB* 155.00



- 37-41 6 volt, V8, tall type, "Ford" script, black case 78-12036-A 90.00
- 37-41 Same as above, **except** 12 volt 78-12036-12V 110.00



- 37-41 6 volt, tall type, "Ford" script, black case, rebuilt, **\$55.00 core fee** 78-12036-RB* 155.00
- 40-41 Same as above, **except** brown case, **\$55.00 core fee** 78-12036-BRRB* 155.00



- 42-48 6 volt, V8, 41-47 6 cylinder "G", "Ford" script, black case 1GA-12024-F 90.00
- 42-48 6 volt, rebuilt, V8, 41-47 6 cylinder "G", **\$55.00 core fee** 1GA-12024-RB* 155.00

* **EXCHANGE NOTES** Rebuilt ignition coils come without a condenser. They are bench & heat tested. They are the ultimate solution to coil problems. We prefer to rebuild original Ford units. Rebuilt units are sold on an exchange basis. If we do not have your rebuildable & undamaged exchange prior to shipping, a refundable **\$55.00 core fee** (unless noted otherwise) will be charged & the core we receive back must be **IDENTICAL** in style to the unit we sent you (i.e. if we send you a Ford script unit, we must have a Ford script unit back). **Sorry, no exceptions.**

Ignition Coil Parts



- 28-34 Coil mounting bracket, for A12000 or B6A-12029-B listed in the previous column B12000CB 3.50
- 28-34 Same as above, **except** chrome. . . B12000CBCH 6.25
- 28-34 Ballast resistor, needed when converting Model B to a 12 volt system, allows you to maintain the stock 6 volt coil A12001 6.85
- 32-E36 Coil brush & spring set, V8 18-12010 2.50 set
- 36-41 Coil brush & spring set, used on 78-12036 coil, V8 68-12010 2.95 set

Ignition Coil Adapter Kits & Coils



- 32-E36 Coil adapter kit, 3 hole style, converts old style coil (18-12024-RB) to late model coil (A12000 or B6A-12029-B), includes gaskets 18-12036-S 38.00 kit
- 36-41 Coil adapter kit, 2 hole style, converts old style coil (78-12036-A, 78-12036-12V, 78-12036-RB & BRRB) to late model coil (A12000 or B6A-12029-B), also works on 60 HP, includes gaskets 78-12036-S 38.00 kit



- 28-55 6 volt, black, 32-34 4 cylinder, Model B, also use with coil adapter kits 18-12036-S & 78-12036-S listed above A12000 19.95
- 28-55 Same as above, **except** 12 volt B6A-12029-B 21.95

Ignition & Coil Tester Kit



- 28-48 Checks for correct coil polarity, comes with instructions, for 6 or 12 volt systems, negative or positive grounds A12110 23.75 kit

"C-Spark" Voltage Tester




- 28-48 Tests coil, points & condenser voltage produced, includes instructions, for 6 or 12 volt systems, negative or positive grounds A12111 18.95



Rebuilt Distributors



- 32-E36 Rebuilt distributor assembly, includes points, rotor & bails, no caps, coil or condenser, V8, 3 screw dome top coil, **\$75.00 core fee** 40-12127-RB* 115.00
- 1936 Rebuilt distributor assembly, includes points, rotor & bails, no caps, coil or condenser, V8, 2 screw flat-top coil, **\$100.00 core fee** 68-12127-RB* 115.00
- 37-41 Rebuilt distributor assembly, includes points, rotor & bails, no caps, coil or condenser, V8, 2 screw coil, **\$75.00 core fee** 78-12127-RB* 115.00



- 41-42 Rebuilt distributor assembly, includes points, no rotor, condenser, cap or coil, 6 cylinder "G" engine, **\$75.00 core fee** 1GA-12127-RB* 99.00
- 42-44 Rebuilt distributor assembly, "clips" to hold cap style, with points, no rotor, condenser, cap or coil, V8, passenger, commercial & truck, **\$75.00 core fee** 21A-12127-RB* 99.00



- 46-48 Rebuilt distributor assembly, "bail" to hold cap style, with points, no rotor, condenser, cap or coil, passenger, 45-47 commercial & truck, **\$75.00 core fee** 59A-12127-RB* 115.00

* **Core fees apply, see page 57 for details.**
 "Rebuildable" definitions: Core charges will not be refunded if any of the following conditions exist or become evident.

- The housings are worn beyond repair, scored, cracked, rusted, or otherwise damaged.
- A non-Ford distributor is sent.
- Any shafts are bent or broken.
- The unit is disassembled.

Ignition Point Sets



- 32-E36 Long arm, 2 screws, V8 18-12107 17.75 set



- 36-48 2 arms, 2 plates, V8, foreign made 78-12107 19.75 set
- 36-48 Same as above, except US made 78-12107-US 24.95 set
- 41-47 1 arm, 1 plate, 6 cylinder "G" 1GA-12107 13.90 set

Distributor Gasket Sets



- 32-41 7 pieces, V8 18-12104-S 4.75 set
- 42-48 4 pieces, V8, 41-47 6 cylinder "G" 21A-12104-S 3.90 set



- 32-41 Distributor terminal plate cap gasket, V8 (2 required) 18-12108 0.50
- 32-41 Distributor terminal plate cap "O" ring, V8 (2 required) 18-12115 0.50
- 42-44 Distributor terminal housing gasket, V8, passenger, commercial & truck 21A-12114 1.50



- 46-48 Distributor terminal housing cap gasket, passenger, 45-47 commercial 59A-12108 1.50



- 32-E36 Coil to distributor gasket, V8 18-12140 1.50
- 37-41 Coil to distributor gasket, V8 78-12140 0.95



- 32-41 Distributor base gasket, V8 68-12143 0.95
- 42-48 Distributor base gasket, V8, 41-47 6 cylinder "G" engine 1GA-12143 0.95



Distributor Caps

Outer



- 32-41 Black, V8 (2 required) 18-12105 9.95
- 42-44 Flat crab, V8, black plastic, passenger, commercial & truck . . . 21A-12106 19.75
- 45-48 Black, "V" looking, passenger, 45-47 commercial & truck 59A-12105 19.75



- 47-51 6 cylinder "H" engine, pickup, black plastic 7HA-12106 6.85
- 48-56 V8, pickup, black plastic FAB-12106 5.45

Inner



- 32-E36 Terminal cap, tab between the wide spring, V8 (2 required) 18-12116 19.75
- 36-41 Terminal cap, tab between the narrow spring, V8 (2 required) 68-12116 18.50
- 45-48 Round, US made, passenger, 45-47 commercial & truck 59A-12106-US 36.95

Distributor Cap Rubber Boots



- 32-41 V8 (2 required) 18-12113 1.95
- 41-59 Nipple, use with crab type cap, for V8 & 6 cylinder "G" engine (2 required) A9AZ-12113 0.45
- 46-48 Distributor to spark plug wire conduit, use with "V" type cap, passenger, 45-47 commercial & truck 59A-12113 10.75 pair

Distributor Bushings

Distributor housing bushings are machined to fit shaft precisely & might require careful fitting with emery cloth to ensure accurate tolerance.



- 32-41 Distributor housing front brass bushing, V8 40-12120 3.65
- 42-48 Distributor point plate brass bushing, for 21A & 1GA-12127 distributors, V8, 41-47 6 cylinder 1GA-12120 3.25
- 32-48 Distributor housing rear brass bushing . . . 18-12132 2.35

Distributor Body Replacement Oiler



- 32-41 Body oiler, flip type, for use on 40-12127-RB, 68-12127-RB & 78-12127-RB distributors B12135 0.80

Distributor Vacuum Parts




- 32-48 Brake plunger, with spring leather end, **except 4 &** 6 cylinder "H" engine 18-12220-S 9.95
- 32-48 Brake plunger spring, **except 4 &** 6 cylinder "H" engine 18-12225 4.00



- 33-36 Tube line, with brass fittings, to front of intake manifold, V8 40-12226 6.45
- 42-48 Tube line, with end, 20-7/8" long, V8 21A-12226 9.75



The vacuum brake adjuster is utilized to adjust any ping problems upon acceleration or load. By unloosening the lock nut & turning the slot-head screw downwards, you'll be increasing the spark retard.



- 32-48 Brake adjuster, **except 4 &** 6 cylinder "H" engine 40-12227 3.95
- 47-51 Vacuum advance, passenger & pickup, 6 cylinder "H" engine 7RA-12370 32.95

Distributor Parts



- 32-41 Plugs, rubber, fit in point adjustment & inspection hole, V8 18-12138 2.50 pair
- 42-48 Retainer rubber grommet & rivet set, V8, 41-47 6 cylinder "G" engine . . . 1GA-12135 4.75 set
- 32-41 Cap bail (2 required) 18-12144 2.00
- 45-48 Cap bail, V8, passenger, 45-47 pickup 59A-12144 2.95



- 41-42 Cap clip set, with rivets, also 46-48 . . 21A-12144 4.25 set
- 45-48 Cap clip, passenger, 45-47 pickup . . . 59A-12109 5.95 pair



- 36-41 Plate, less points, use on 68 & 78 distributors, V8 68-12151 9.25
- 37-41 Distributor shaft, V8 11A-12175 18.95



- 37-48 Cam & weight assembly, V8, passenger & pickup 11A-12176 9.95
- 32-41 Distributor to camshaft adapter, adapts early camshaft to 42-48 distributor, 1.56" diameter hub hole 11A-6280 14.25

**Distributor Rotors**

32-36 Use with 40-12127-RB distributor, V8. 48-12201 44.95
 36-41 Use with 68 & 78 distributor, V8 68-12201 44.95



41-47 6 cylinder "G" engine. 1GA-12200 2.95
 42-44 V8, use with 21A-12106 cap. 21A-12200 6.95
 46-55 V8, use with 59A-12106-US cap. 59A-12200 3.40

Circuit Resistors & Breakers

32-48 Ignition coil resistor, 40 ohm, replacement style 18-12250 5.95




33-39 Fuse block & coil resistor, original style, use 20 amp fuse 40-12250-A 14.95



41-48 Lighting wire circuit breaker assembly, 20-30 amps, with coil resistor, N.O.S. 11A-12250 24.75

Voltage Reducers (as required)

Voltage reducers are the perfect answer when you want to keep the original gauges or sending units in your ride. They enable you to use original 6 volt gauges or sending units, while the rest of your vehicle is still 12 volt.



32-55 Reduces 12 volt to 6 volt, designed for gauges, 1 amp maximum, comes with detailed instructions, 1 per gauge, actually mounts onto the gauge itself, allowing you to run several in a row. V12872 14.95
 32-55 Reduces 12 volt to 6 volt, ceramic, designed for low amperage loads, 4 amp maximum & 2 amp minimum load. V12873 11.75
 32-55 Reduces 12 volt to 6 volt, 6 amp, use for higher amperage loads. V12874 24.95

Condensers & Parts

E32 With flat arm, V8 & truck. 18-12300-A 12.75
 32-E36 Condenser, use with 18-12024-RB coil, V8 18-12300-B 7.50



L36 Use with 18-12024-BRB coil, V8. 68-12300 8.15
 37-41 Use with 78-12036-A, RB & BRRB. 78-12300 7.95



42-48 Use with 1GA-12024-RB coil, V8, 41-47 6 cylinder "G" engine 1GA-12300 8.75
 47-48 Use with 7HA coil (coil is currently not in production), 6 cylinder "H" engine, passenger & pickup. 7RA-12300-C 4.95



39-48 Use with tractor distributor, 4 cylinder. 91A-12300 8.65
 37-41 Use with 81A coil (coil is currently not in production) 81A-12300 7.00



42-48 Condenser, rubber boot, V8 passenger, 42-47 V8 commercial & truck, 41-47 6 cylinder "G" engine 1GA-12312 2.50

Distributor Cam Lube

Add longer life to your distributor cam & points, apply sparingly every 2-2,500 miles!





ALL 7/8 oz. tube, made with silicone A12210L 7.95



ALL Protects electrical connections & wiring from corrosion, use on electrical connections, spark plug boots, light bulbs & battery terminals, .33 oz. RSP104 3.25



4 Cylinder, Model B Distributor Parts

- 32-34 Rebuilt distributor, **\$100.00 core fee**,
see page 57 B-12127-RB 140.00
- Cap, Two-Piece Original Style (1 in illustration)**
- 28-34 Top cap lid, non script A12115NS 3.50
- Modern Cap & Wire Set**
Model A & B distributor cap & wire set. Includes cap, wires, spark plug nuts & instructions. Fits right onto your distributor casting, eliminates old style spark plug wire strips.
- 28-34 Fits like the original A12105M 23.75 set
- Cap, One-Piece Modern Style**
- 28-34 For use with round insulated plug wires,
part of A12105M A12105MC 11.95
- Body (2 in illustration)**
- 28-34 Winged cap body, non script,
with steel contacts A12105 13.95
- 28-34 Winged cap body, non script,
with brass contacts A12105BR 18.50
- Rotor (3 in illustration)**
- 28-34 For distributor B12200 2.85
- Cam Special Screw & Washer Set (4 in illustration)**
Holds the distributor cam to the distributor shaft.
- 28-34 Screw & washer set B12211/13 1.20 set
- 28-34 Same as above, **except** hole has been
drilled into screw B12211/13M 1.45 set
- Cam (5 in illustration)**
Creates a hotter spark, prolonging plug life.
- 28-34 High precision, top quality A12210 11.50
- ALL Cam lube, made with silicone, 7/8 oz. A12210L 7.95
- 28-34 Cam wrench, holds cam when adjusting
cam screw A12213 1.10
- 
- 28-34 Distributor cam wrench with Z bend, easier
to use than A12113, you don't need to
remove the distributor body when using
this wrench A12213Z 3.15
- Ignition Point Set (version of 6 in illustration)**
- 32-34 Original style B-12199 19.75 set
- Bushing (2 required) (7 in illustration)**
*For distributor shaft bearing, press into the distributor housing,
should be reamed .500" before installing the distributor shaft.*
- 28-34 Bronze, 5/8" long. A12132 0.70
- Cap Clamps & Rivet Set (8 in illustration)**
- 28-34 2 clamps & 2 rivets B12144S 4.25 set
- Clamp Rivet Only (9 in illustration)**
Holds distributor clamps to the distributor.
- 28-34 Nickel plated A12145 0.50 pair
- Base Oiler (10 in illustration)**
- 28-34 Twist type, original nickel plated B12135T 2.95
- Condenser (version of 11 in illustration)**
- 32-34 Condenser. B-12300 10.85
- Shaft Sleeve & Pin Set (12 in illustration)**
*Sleeve (A12195) for distributor shaft attaches at the bottom
of the upper shaft with a pin (B12196). Sleeve & pin listed
separately below.*
- 28-34  2 pieces A12195S 1.25 set
- Sleeve for Distributor Shaft (13 in illustration)**
- 28-34 Sleeve A12195 1.40
- Shaft Pin (14 in illustration)**
- 28-34 Holds the sleeve on the upper shaft B12196 0.20
- Lower Shaft**
Extends from the oil pump drive gear to the upper shaft.
- 28-34 US made B12249 2.95

Distributor Hardware Kit

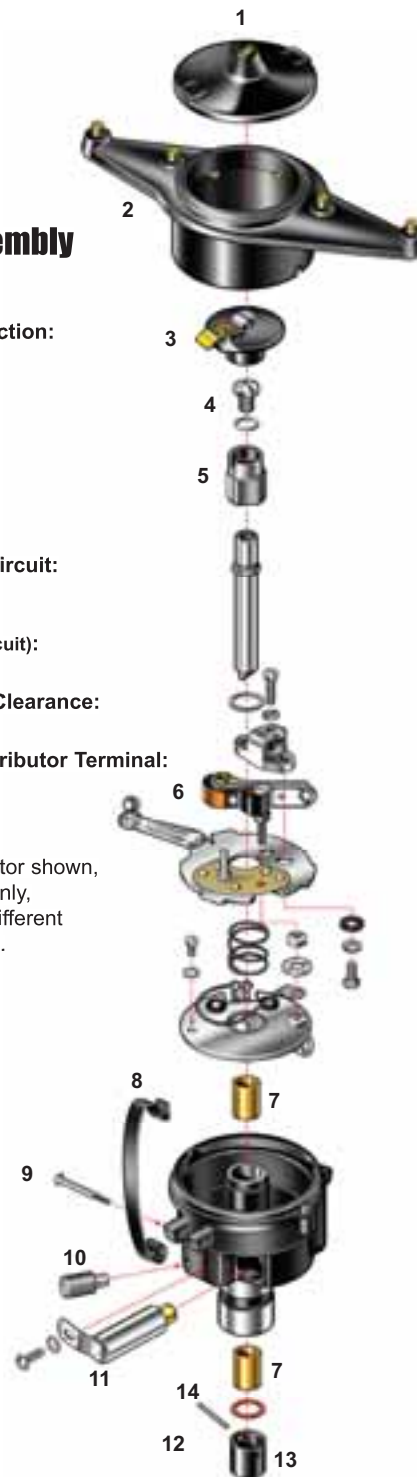


- 32-34 Hardware kit B-12102-KT 8.75 kit

Distributor Assembly Specifications

- Rotor Revolution Direction:**
Counter-clockwise
- Point Gap:**
.018" to .022"
- Point Spring Tension:**
16 to 18 oz.
- Condenser Capacity:**
.20 to .25 mfd
- Yellow Wire Ignition Circuit:**
12 gauge
- All Other Wiring
(except high tension circuit):**
16 gauge
- Camshaft to Bearing Clearance:**
.001" to .002"
- Rotor End Cap to Distributor Terminal:**
.020"

NOTE: Model A distributor shown,
for example purposes only,
Model B is somewhat different
in design & parts needs.





Spark Plugs (as required)

Motorcraft brand spark plugs run a little hotter & are recommended for the go car.

Champion



1932 Replacement type, V8, 32-34 4 cylinder, Model B. A12405E 8.25



33-37 18 mm, replacement type, V8. 40-12405-C 2.95
38-54 14 mm, replacement type, V8, 41-47 6 cylinder. 7RA-12405-C 2.95

Motorcraft



1932 Replacement type, V8, 32-34 4 cylinder, Model B. A12405ME 3.75



33-37 18 mm, replacement type, V8. 40-12405-M 3.15
38-54 14 mm, replacement type, V8, 41-47 6 cylinder. 7RA-12405-M 2.45

Spark Plug Hole Tap



28-34 7/8" - 18 pipe thread, use with a 5/8" socket wrench, 4 cylinder, Model B . . . A12407 41.95

Permatex Anti-Seize Lubricant

A blend of aluminum, copper & graphite lubricants. Perfect for easy removal of spark plugs & cylinder or exhaust head bolts



ALL 1 oz. tube RSP102 3.95


Permatex Dielectric Tune-up Grease



ALL Protects electrical connections & wiring from corrosion, use on electrical connections, spark plug boots, light bulbs & battery terminals, .33 oz. RSP104 3.25

Spark Plug Wire Sets

The spark plug wire sets below are authentic & color-coded to duplicate the originals.



32-36 Black, ring ends, V8, passenger, commercial & truck 18-12259-R 38.95 set
32-36 Black, hook type ends, V8, passenger, commercial & truck 18-12259-H 33.50 set



37-41 Color coded, 8 pieces, V8, passenger, commercial & truck 78-12259 38.95 set
42-44 Color coded, V8, use with 21A distributor, 8 pieces 21A-12259 38.95 set



41-47 For "G" engine, 6 cylinder, 7 pieces. 5GA-12259 29.95 set
46-48 Brown, like original, V8, use with 59A distributor, passenger, 40-47 commercial 59A-12259-ORG 42.95 set
46-48 Same as above, **except** black 59A-12259 38.95 set



47-51 For "H" engine, 6 cylinder, 6 pieces . . . 7HA-12259 33.95 set



32-36 Spark plug wire end set, original brass hook type ends, V8, 8 pieces B-12260 5.95 set
32-34 Spark plug wire connector set, bronze, 3-13/16", 4 cylinder, Model B, 4 pieces. B-12275 2.25 set
42-44 Ignition coil to distributor high tension wire, 11" long, V8, 90 & 100 HP 21A-12298 4.75



HEADLIGHTS & PARTS

Other than the grilles, one of the unique & outstanding features of the V8 era Fords were the "eye-catching" glamour of the headlights. You're sure to find the correct set of top-quality lamps for your specific application in either gleaming chrome or long-lasting stainless steel. For the traditional rodder, be certain to check out our Dietz lights & the ever-popular remake of the sought-after Guide 682-C headlights. Leading the way in both style & safety, you'll appreciate the good looks & value in headlights from MAC's.

Headlight Assemblies

Stainless Steel



- | | | | |
|------|--|-------------|-------------|
| 1932 | 6 volt, 1 bulb, "Ford" script (shown) | B-13000-A6 | 310.00 pair |
| 1932 | 12 volt, 1 bulb, "Ford" script | B-13000-A12 | 310.00 pair |
| 1932 | 6 volt, 2 bulbs, "Ford" script (shown) | B-13000-B6 | 310.00 pair |
| 1932 | 12 volt, 2 bulbs, "Ford" script | B-13000-B12 | 310.00 pair |
| 1932 | 12 volt, quartz halogen, 1 bulb, "Ford" script | B-13000-AQ | 310.00 pair |



- | | | | |
|-------|--|---------------|-------------|
| 33-34 | 6 volt, 1 bulb, "Ford" script | 40-13000-B16 | 310.00 pair |
| 33-34 | 12 volt, 1 bulb, "Ford" script | 40-13000-B112 | 310.00 pair |
| 33-34 | 6 volt, 2 bulbs, "Ford" script | 40-13000-B26 | 310.00 pair |
| 33-34 | 12 volt, 2 bulbs, "Ford" script | 40-13000-B212 | 310.00 pair |
| 33-34 | 12 volt, quartz halogen, 1 bulb, "Ford" script (shown) | 40-13000-BQ | 310.00 pair |

Primered Shell Stainless Steel Rim



- | | | | |
|-------|--|---------------|-------------|
| 33-34 | 12 volts, 1 bulb, "Ford" script, pickup | 46-13000-PSS | 285.00 pair |
| 33-34 | 12 volts, 2 bulbs, "Ford" script, pickup | 46-13000-P2SS | 285.00 pair |
| 33-34 | 12 volts, quartz halogen, 1 bulb, "Ford" script, pickup. | 46-13000-QSS | 285.00 pair |

Dietz (tear-shaped bucket)



- | | | | |
|-------|---|-------------|------------|
| 32-36 | 12 volt sealed beam bulbs, chrome, 7" diameter, great for street rods. | D-13000-CSB | 64.95 pair |
| 32-36 | 12 volt sealed beam bulbs, primered shell & chrome rim, 7" diameter, great for street rods. | D-13000-SBD | 64.95 pair |

King Bee (round bucket)



- | | | | |
|-------|---|-------------|-------------|
| 32-36 | 12 volt, quartz halogen, chrome, 7" diameter, great for street rods. | KB-13000-QC | 115.00 pair |
| 32-36 | 12 volt, quartz halogen, primered shell & chrome rim, 7" diameter, great for street rods. | KB-13000-QP | 135.00 pair |

Hot Rod Style Guide 682-C Headlights

No longer are you forced to buy dented & rusty swap meet guide lamps for your traditional Hi-boy project. Get that sought-after old-school look with these complete Halogen-sealed beam units featuring built-in turn signals. Your choice of gloss black or stainless steel buckets.



- | | | | |
|-------|---|------------|-------------|
| 28-34 | 12 volt, clear quartz halogen headlight, guide light has clear lens which lights up amber with 5 LEDs, black shell with chrome rim, perfect for your Hi-boy | SR13000BLK | 270.00 pair |
| 28-34 | Same as above, except polished stainless steel | SR13000SS | 300.00 pair |

Headlight Cup & Washer Set

- | | | | |
|-------|--|-------------|----------|
| 32-48 | Adapts round headlight bucket to a flat surface, great for street rod applications, 4 pieces | U-13000-CWS | 6.50 set |
|-------|--|-------------|----------|





Headlight Bulbs (2 required)



- 19-34 6 volt, 50-32 CP B13007D 1.20
- 19-34 12 volt, 50-32 CP B13007E 1.30
- 35-39 6 volt, 50-32 CP,
flanged type. 48-13007-6 1.95
- 35-39 12 volt, 50-32 CP,
flanged type. 48-13007-12 2.25



- 28-39 * 6 volt, quartz halogen, 55-60 CP,
for conversion kits B13007Q6 14.50
- 28-39 * 12 volt, quartz halogen, 55-60 CP,
for conversion kits B13007Q12 4.50
- 32-34 * 12 volt, quartz halogen, 55-65 CP,
for conversion kits B-13027-Q12
& -Q12TS, 40-13027-Q12
& -Q12TS B-13007-9007 9.95

* All quartz bulbs require 35 amps for proper operation, the use of an alternator is recommended. See page 135 for detailed light bulb application chart.

Halogen Direct Replacement Bulbs (2 required)

Direct replacement halogen bulbs require no modifications to your reflector or wiring system. They are top quality bulbs, which offer the efficiency & longevity of a modern bulb, without adding worries on judging day. These bulbs also allow you to adjust your headlights properly.



- 19-34 **NEW** 6 volt, 35 watt, for use
with alternator B13007DHL 26.75
- 19-34 **NEW** Same as above,
except 12 volt B13007EHL 26.75

Permatex Dielectric Tune-up Grease



- ALL Protects electrical connections & wiring from corrosion, use on electrical connections, spark plug boots, light bulbs & battery terminals, .33 oz. RSP104 3.25

Headlight Sealed Beams & Parts (2 required)



- 40-48 6 volt, 7" OD, requires removal
of outer nubs to assure
proper fit B13007SB 12.00
- 40-48 Same as above, **except** 12 volt
(not shown) B-13007-12 6.95
- 40-48 Retainer ring, steel, holds headlight bulb
to bucket, steel, passenger, 40-77
commercial truck 01A-13018 11.00
- 40-48 Same as above, **except**
stainless steel 01A-13018-SS 18.75



- 40-48 Retainer ring hardware kit,
does both, 6 pieces. 01A-13018-HK 4.75 kit
- 1940 Adjusting hardware kit,
includes 4 screws & 8 springs,
enough for both headlights,
passenger, 40-41 pickup. 01A-13032-HK 21.70 kit



- 41-56 Adjusting spring, passenger, 42-47 truck
(4 required) 11A-13031 3.95

Headlight Mounting Bolts & Nuts

These are hollow to accept wires & stick out of the bottom of the bucket.



- 28-32 Bolt & nut (2 required) A13002 5.90
- 33-34 Bolt & nut (2 required) 40-13002 5.90
- 28-32 Headlight mounting nuts &
lock washers, 4-piece set A13003MB 1.00 set

Headlight Shell Inner Rings & Clips (2 required)



- 1932 Headlight shell inner ring,
supports reflector, all B-13001 9.85
- 33-34 Headlight shell inner ring, supports
reflector, passenger. 40-13001 9.85
- 30-32 Headlamp clip, upper, holds outer
rim to buckets, all A13016B 1.60
- 1934 Headlamp clip, upper, holds
outer rim to buckets, all. 40-13001-C 3.50

Headlight Shell Repair Set



- 28-34 Replaces rivets, stainless
steel, 24 pieces A13011MB 3.85 set



Headlight Bucket to Fender

Cork Gaskets (2 required)



37-38	Passenger, 39 Standard	78-13044	6.25
1939	Deluxe	91A-13044	7.50
1940	Passenger, 40-41 pickup	01A-13044	3.50
41-48	Passenger, 42-47 pickup	11A-13044	3.30

Headlight Lens Retaining Clip Sets



28-32	6-piece set, all	A13061AS	2.15 set
33-34	6-piece set, all	40-13061-S	2.45 set
35-36	6-piece set, passenger, 35-39 pickup	48-13061-S	2.45 set

Headlight Rims (2 required)



1932	Stainless steel, all	B-13045	29.75
33-34	Stainless steel, passenger	40-13045	29.75
1935	Stainless steel, passenger, 35-39 pickup	48-13045-PR	87.50 pair



1936	Stainless steel, passenger	68-13045-PR	110.95 pair
37-38	Stainless steel, passenger, 39 Standard	78-13045	29.75
1939	Stainless steel, Deluxe	91A-13045	29.75



1940	Primed steel, ready to paint, Standard, 41 Sedan Delivery, 40-41 pickup	01A-13045-A	74.50
1940	Chrome, die-cast, Deluxe, 41 Sedan Delivery, 40-41 pickup	01A-13045-B	69.75



1941	Chrome, 2 grooves, passenger	11A-13045	17.00
42-46	Chrome, grooved, passenger, 42-47 pickup (not shown)	21A-13045	17.00
47-48	Chrome, smooth, passenger	6A-13045	17.00

Headlight Rim Screws



37-40	Stainless steel, holds rim to bucket, passenger, 40-41 pickup & Sedan Delivery	01A-13026-S	3.25 pair
-------	--	-------------	-----------

Headlight Rim Latch Repair Kits (2 kits required)



30-32	5 pieces, 32-39 pickup, 35-39 truck, one kit does one light	A13044BS	5.50 kit
33-34	5 pieces, passenger, one kit does one light	A13044AS	5.95 kit
35-36	5 pieces, 32-39 pickup, 35-39 truck, one kit does one light	A13044BS	5.50 kit

Glass "Ford" Script

Headlight Lenses (2 required)

All of these glass lenses are U.S. made & top quality.



1932	Passenger & pickup	B-13060	19.75
33-34	Passenger & pickup	40-13060	19.75



1935	Passenger, 35-39 pickup	48-13060	19.75
1936	Passenger	68-13060	19.75



37-38	Passenger, 39 Standard	78-13060	19.75
1939	Deluxe	91A-13060	19.75





Complete Headlight Buckets (2 required)

These stamped steel headlight buckets are painted gloss-black & are complete with all adjusting-hardware, mounting hardware, fender gaskets & wiring loom.



37-38 Passenger, 39 Standard, black steel 78-13026 102.25



1939 Deluxe & Mercury, black steel. 91A-13026 102.25



1940 Passenger, 40-41 pickup, black steel 01A-13026 99.00

Headlight Lens to Bucket Gasket & Retainer



28-36 Passenger, 32-39 pickup, rubber A13066R 2.45 pair
37-39 Cork 78-13066 4.65 pair
37-39 Headlight lens gasket retainer, brass bail that holds 78-13066 in place. 78-13067 11.95 pair

Headlight Bucket Repair Sets (2 sets required)

These sets come with all clips, rivets & screws to repair buckets.



37-38 13 pieces, passenger, 39 Standard 78-13061-S 15.00 set



1939 18 pieces, Deluxe 91A-13061-S 15.00 set

Headlight Bucket Mounting Kit (2 required)



37-40 Passenger, 40-41 pickup, does one bucket. 01A-13026-HK 2.95 kit

Headlight Reflectors (2 required)

These headlight reflectors are die stamped brass & specially plated for maximum reflectivity.



1932 1 bulb type, 9-1/8" OD, all. B-13027 19.95
33-34 1 bulb type, 8-3/4" OD, all. 40-13027 24.80
1932 2 bulb type, 9-1/8" OD, all. B-13028 19.95
33-34 2 bulb type, 8-3/4" OD, all. 40-13028 24.80
35-36 2 bulb type, 7-3/4" OD, passenger, 35-39 pickup 48-13028 24.80
37-39 2 bulb type, 6-7/8" OD, passenger 78-13028 26.50

Headlight Reflector Parts



35-36 Clip set, 6 pieces (3 per headlight), passenger, 35-39 pickup 48-13029-S 9.95 set



37-38 Retainer kit, includes retainer & hardware (3 adjuster screws & 3 springs), passenger, 39 Standard (2 kits required) 78-13030 40.00 kit
1939 Retainer kit, includes retainer & hardware (3 adjuster screws & 3 springs), Deluxe (2 kits required) 91A-13030 40.00 kit



Headlight Halogen Conversion Kits

These are quartz halogen conversion kits. 1932-34 styles use B-13007-9007 for the primary bulbs & B-13076-9007 for the socket.



- 1932 12 volt, includes reflectors, wiring, sockets, gaskets & bulbs, passenger & pickup B-13027-Q12 84.95 kit
- 1932 Same as above, **except** with turn signal B-13027-Q12TS 92.75 kit
- 33-34 12 volt, includes reflectors, wiring, sockets, gaskets & bulbs, passenger & pickup 40-13027-Q12 84.95 kit
- 33-34 Same as above, **except** with turn signal 40-13027-Q12TS 92.75 kit



- 35-36 6 volt, includes reflectors, wiring, sockets, gaskets & bulbs, 35-39 pickup 48-13027-Q6 105.00 kit
- 35-36 Same as above, **except** 12 volt 48-13027-Q12 84.95 kit
- 35-36 Same as above, **except** with turn signal 48-13027-Q12TS 92.75 kit



- 37-39 6 volt, includes reflectors, wiring, sockets, gaskets & bulbs, passenger 78-13027-Q6 105.00 kit
- 37-39 Same as above, **except** 12 volt 78-13027-Q12 84.95 kit
- 37-39 Same as above, **except** with turn signal 78-13027-Q12TS 92.75 kit

Headlight Halogen Reflector Conversion Kits



- 15-39 Includes 6 volt quartz bulbs, wires, sockets & retainer clips, converts your original reflectors. B13027QH6 40.50 kit
- 15-39 Same as above, **except** 12 volt B13027QH12 32.75 kit

Headlight Socket Assemblies & Parts

Currently, we do not offer a complete 1933-34 headlight socket assembly, however our 46-13076 listed below provides the wiring allowing you to use your original sockets.



- 1932 2 bulbs, passenger & pickup B-13076 15.95
- 33-34 Headlight wiring, 2 bulbs, use your original sockets, all 46-13076 14.50



- 35-36 2 bulbs, passenger, 35-39 pickup & truck 48-13076 23.25
- 37-39 2 bulbs, passenger 91A-13076 23.25



- 1940 2 bulbs, passenger, 40-41 pickup 01A-13076 19.95
- 41-48 30" long, passenger, 42-47 pickup 11A-13076 14.50



- 46-51 21" long, has full length ground wire, pickup 51C-13076-B 17.95
- 46-51 Same as above, **except** with grommet 51C-13076-BG 18.95
- 48-50 27" long, C.O.E 51A-13076-B 25.95



- 28-32 Socket holder, at bottom of headlamp bucket. A13073S 3.85
- 28-32 Socket ferrule, brass A13075S 5.15



- 28-48 Sealed beam socket & pigtail, replacement style 01A-13076-U 2.25
- 32-34 Socket & pigtail for modern style bulb B-13076-9007 5.95
- 46-48 Headlight bucket wiring grommet, passenger, 46-56 pickup 51A-13077 2.95

Dimmer Switch



- 38-48 Mounts on floor, all 81A-13532 15.75



Headlight Conduit Repair Kit



37-48 3 pieces, internal & external collars with loom, passenger, 40-47 pickup V14597A 20.25 kit

Headlight Bar & Emblem



1932 Headlight bar, stainless steel, 4" drop from original, street rod style. B-13114-S 135.00



1932 "V8", die cast, chrome plated. 18-13122 14.75

Headlight Bar to Fender Bolts



1932 Headlight bar to fender bolt, nut & washer, forged steel, passenger, 32-34 pickup (4 required) B-13119 2.85

1932 Same as above, **except** stainless steel B-13119-SS 5.00



33-34 Headlight bar to fender bolt, black, hollow for horn wire, passenger, also 35-37 pickup (2 required) 40-13119-H 4.75

33-34 Same as above, **except** stainless steel 40-13119-HSS 6.60



33-34 Headlight bar to fender bolt, black, **not** hollow for horn wire, passenger, also 35-37 pickup (2 required) 40-13119-NH 3.95

33-34 Same as above, **except** stainless steel 40-13119-NHSS 7.25

Headlight Stands



33-34 "Shorty" non-original style headlight stands, die stamped steel, painted black, shortened 2", passenger, 35-37 pickup. 40-13125/6 40.95 pair

33-34 Same as above, **except** chrome 40-13125/6-C 46.50 pair



1936 Die stamped steel, painted black, passenger 68-13125/6 32.75 pair

The following stands are used for mounting either King Bee or Dietz headlight assemblies onto fenderless cars.



ALL Hot rod headlight & shock mount stands, stainless steel, with hardware HR13125/6SS 60.00 pair



ALL Hi-boy headlight mounts, stainless steel, includes hardware. SR13114SS 136.00 pair

Headlight Stand Pads (with molded lip)



1932 Passenger, 32-34 pickup. B-13130 9.30 pair



33-34 Passenger, 35-37 pickup. 40-13130 4.50 pair



1935 Passenger 48-13130 3.95 pair



1936 Passenger 68-13130 3.75 pair



38-39 Set, 4 pieces, pickup, 38-41 truck, with grommets. 81C-13130 5.90 set

Headlight Stand Mounting Hardware Kit



35-36 16 pieces, includes the correct hex nuts, flats & locks. 48-13125/6-MT 3.75 kit



Cowl Lamp Assemblies

These show-quality cowl lamps are polished stainless steel, with chrome plated reflectors & die cast arms. Included are all bulbs, wiring & mounting nuts.



- | | | | |
|-------|---|-------------|------------|
| 1932 | Without turning signal, with both 6 & 12 volt bulbs | B-13302 | 99.00 pair |
| 1932 | Same as above, except with turning signal | B-13302-TS | 99.00 pair |
| 33-34 | Without turning signal, with both 6 & 12 volt bulbs, passenger, station wagon & Sedan Delivery. | 40-13302 | 99.00 pair |
| 33-34 | Same as above, except with turning signal | 40-13302-TS | 99.00 pair |

Turn Signal Adapter Kits



- | | | | |
|-------|---|-------------|-----------|
| 1932 | Adapts stock cowl lamps to have turn signals, with both 6 & 12 volt bulbs | B-13303-TS | 34.75 kit |
| 33-34 | Adapts stock cowl lamps to have turn signals, with both 6 & 12 volt bulbs, passenger, station wagon & Sedan Delivery. | 40-13303-TS | 34.75 kit |

Cowl Lamp Rims (2 required)



- | | | | |
|-------|--|----------|-------|
| 1932 | Stainless steel | B-13306 | 11.65 |
| 33-34 | Stainless steel, passenger, station wagon & Sedan Delivery | 40-13306 | 11.65 |

Cowl Lamp Mounting Screws



- | | | | |
|-------|--|----------|----------|
| 30-32 | 2 rim screws & 6 stainless screws which hold the arm to the lampshell, 8-piece set | A13300BT | 1.65 set |
|-------|--|----------|----------|

Cowl Lamp Lenses (2 required)



- | | | | |
|-------|---|----------|------|
| 1932 | Passenger | B-13308 | 5.85 |
| 33-34 | Passenger, station wagon & Sedan Delivery | 40-13308 | 5.85 |

Cowl Lamp Gaskets (2 required)

The cowl lamp lens gasket, located between the reflector & lamp lens, plays an important role in assuring a proper ground. It should be tight & in good condition.



- | | | | |
|-------|---|----------|------|
| 1932 | Passenger | B-13309 | 0.85 |
| 33-34 | Passenger, station wagon & Sedan Delivery | 40-13309 | 0.85 |

Cowl Lamp Retainer Clip Set



- | | | | |
|-------|---|--------|----------|
| 30-34 | Lens retainer clip set, 4 pieces, passenger, 32 commercial. | A13316 | 1.25 set |
|-------|---|--------|----------|

Cowl Lamp Reflectors & Socket (2 required)



- | | | | |
|-------|--|----------|------|
| 1932 | Reflector, stamped brass, chrome-plated | B-13315 | 8.15 |
| 33-34 | Reflector, stamped brass, chrome-plated, passenger, station wagon & Sedan Delivery | 40-13315 | 8.15 |
| 30-32 | Cowl lamp socket & rivet. | A13317 | 3.65 |

Cowl Lamp Arms

These chrome cowl lamp arms are show quality.



- | | | | |
|-------|---|----------|------------|
| 1932 | With washers & nuts (not shown) | B-13322 | 49.75 pair |
| 33-34 | With washers & nuts, passenger, station wagon & Sedan Delivery. | 40-13322 | 49.75 pair |

Cowl Lamp Mounting Pads

These cowl lamp mounting pads are rubber with raised outer lip.



- | | | | |
|-------|---|------------|-----------|
| 1932 | Passenger, except 3 window Coupe | B-13324 | 2.95 pair |
| 1932 | 3 window Coupe | B-13324-3W | 4.75 pair |
| 33-34 | Passenger, station wagon & Sedan Delivery | 40-13324 | 2.95 pair |

Cowl Lamp Bulbs (2 required)



- | | | | |
|-------|--|------------|------|
| 28-48 | 6 volt, single contact, for B-13302 or 40-13302. | B13466 | 0.75 |
| 28-48 | 12 volt, single contact, for B-13302 or 40-13302. | V13465D | 0.80 |
| 28-48 | 6 volt, double contact, for B-13302-TS, B-13303-TS, 40-13302-TS or 40-13303-TS | V13465HR6 | 2.00 |
| 28-48 | 12 volt, double contact, for B-13302-TS, B-13303-TS 40-13302-TS or 40-13303-TS | V13465HR12 | 1.40 |

Light Bulb Pliers



- | | | | |
|-----|--|-----------|-------|
| ALL | Light bulb pliers, a convenient tool for removing various sizes of round socket type bulbs | TOOL-BULB | 22.50 |
|-----|--|-----------|-------|



Parking Light Assemblies



35-36 **NEW** Accessory guide-style add-on lights, clear lens, amber LEDs, polished stainless steel, 12 volt, includes mounting hardware & easy to follow instructions, installs on original Ford buckets, passenger, 35-39 pickup. 48-13200-PR 97.75 pair



1941 Glass lens, stainless & gloss black body passenger (2 required) . 11A-13200 39.95
47-48 Glass lens, stainless rim, 12 volt, dual filament bulb allows you to add turn signals, passenger, 42-47 pickup (2 required) 6A-13200 29.75

Parking Light Bezel



1940 Standard, 40-41 pickup, 41 Sedan Delivery, chrome plated, mounting clips included01A-13084 55.95 pair

Parking Light Lenses



1940 Passenger, 40-41 pickup & 41 Sedan Delivery, clear glass (2 required) 01A-13082-G 7.00

1940 **NEW** Same as above, **except** an LED insert, clear lens, 21 amber LEDs, 12 volt, includes mounting clips, can be used as a turn signal. 01A-13082-LED 44.95 pair



1941 Passenger, clear glass (2 required) . . 11A-13082-G 9.95
1941 Same as above, **except** amber glass (2 required) 11A-13082-AMB 9.95



1941 Pickup & Sedan Delivery, clear glass (2 required) 11C-13082-G 7.95
42-46 Passenger, clear glass (2 required) 21A-13208-G 9.75
47-48 Passenger, 42-47 pickup, **except** C.O.E., round amber glass (2 required) 21T-13208-AMB 9.75
47-48 Same as above, **except** clear glass (not shown) (2 required)21T-13208 9.75

Parking Light Gaskets & Lens Clip Kit



1940 Lens gasket, passenger, 40-41 pickup & 41 Sedan Delivery 01A-13085 3.10 pair
1941 Lens gasket, passenger, oval11A-13211 3.75 pair
42-46 Lens gasket, passenger, rectangular 21A-13211 3.75 pair
47-48 Lens gasket, passenger, 42-47 pickup, **except** C.O.E., round21T-13211 3.75 pair



1940 Lens clip kit, 6 pieces, passenger, 40-41 pickup. 350786-S7 1.95 kit

Parking Light Pads & Boot



1941 Parking light pads, rubber, beaded edge, passenger 11A-13217 5.90 pair
1946 Parking light pads, rubber, beaded edge, passenger 51A-13217 19.75 pair
47-48 Parking light pads, rubber, beaded edge, passenger, 42-47 pickup. 6A-13217 9.95 pair
42-48 Parking lamp boot, passenger & pickup, **except** C.O.E. (2 required) 6A-13225 8.50

Parking Light Socket Repair Kits (2 required)



41-48 Single contact, 25", 1 wire, 1 washer, passenger, 42-47 pickup. 21A-13234 6.75 kit
42-48 Parking light socket & wires, passenger, for parking lights with turn signals (2 required) 0A-13234-W 21.95
46-48 16", 1 wire, 1 washer, Mercury 59A-13234 6.75 kit

Turn Signal Conversion Kits & Wires



28-39 Includes 12 volt yellow bulbs & sockets with pigtails, you must drill or punch a 3/4" hole in your reflectors, does both headlights, passenger & pickupA13026TS 24.25 kit
1940 Includes 12 volt yellow bulbs, sockets & instructions, does both headlights, passenger, 40-41 pickup.01A-13200-T 37.75 kit

continued on next page

PARKING LIGHTS



Turn Signal Conversion Kits & Wires *(continued)* _____



- 42-50 Wire (front wire), connects from switch to junction block, passenger & pickup . . . 0A-14492 41.95
- 42-54 Wire (front wire), connects from switch to lamp pigtail, 112" long, passenger & pickup 0A-14499 23.75

Parking Light Assembly Bulbs (3 candle power)




- 28-48 6 volt single contact, for 11A-13200 & 6A-13200 B13466 0.75
- 28-48 12 volt double contact, for 11A-13200 & 6A-13200 V13465D 0.80

UTILITY LIGHTS & TURN SIGNAL LIGHTS

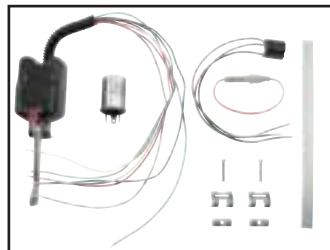
Turn Signal Switch Kits _____

Go "High Tech" with this new turn signal switch kit from MAC's. Unlike traditional add-on systems, this fantastic kit features a tiny brain box that is just 3" x 4" x 1" approximately. Instead of mounting onto your steering column, it hides neatly out of sight under the dash or behind a kick panel, where it is held in place by strong 3M Velcro strips. A small wire attaches to the gear shift lever, where a tiny toggle switch is within easy reach of your hand on the shifter ball. You can signal a turn, or cancel it without ever removing your hand from the shifter! USA-made with modern diodes, relays & a printed circuit. This system is small, convenient & reliable. Call & order today!



- 28-55 6 volt positive ground A13310ATQ 180.00 kit
- 28-55 Same as above, **except** with 12 volt negative ground A13310ATQ12 180.00 kit

These column-mounted kits feature a simple signal stat-switch, flasher, flasher socket & fuse for installation. The best of its type on the market, instructions are included.



- 28-55 6 volt, top quality A13310A 57.95 kit
- 28-55 Same as above, **except** with 12 volt flasher A13310A12 57.95 kit



- ALL Turn signal switch, 12 volt negative ground, an economically priced switch that will bring back memories of a bygone era, this all chrome switch has a chrome handle with a green plastic bulb on the end that blinks when the switch is activated, includes wiring, clamp for mounting & instructions. A13310C 24.95

Turn Signal Flashers _____



- 28-55 6 volt, 3 prong type A13350 4.90
- 28-55 12 volt, 3 prong type A13350/12 3.90
- 28-55 Same as above, **except** 12 volt LED flasher. A13350LED12 11.75

Will make a "beeping" sound if the signal is not turned off. No more driving with your blinker on!

- 28-55 6 volt, 3 prong type A13350BEEP 29.00
- 28-55 12 volt, 3 prong type A13350/12BEEP 27.00

- 28-55 12 volt LED flasher, 3-prong type, recommended for proper turn signal function when adding LED tail lights A13350LED12 11.75

Third Brake Lights _____

These easily installed rear window lamps are a great way to be seen in today's fast-moving traffic.



- 28-38 6 volt, red LED light, attaches with suction cups, for flat back window only, great safety item. SR13401LED6 60.50
- 28-38 Same as above, **except** 12 volt SR13401LED12 60.50



- 28-59 Brackets, specifically made to allow you to mount SR13401LED6 & SR13401LED12 to a slanted rear window SR13401BKT 15.95
- 32-38 Same as above, **except** with spacers designed to be used on split rear windows. SR13401SP 24.95



UTILITY LIGHTS & TURN SIGNAL LIGHTS



ALL 12 volt, brushed billet aluminum, high-intensity, LEDSR13405Z 42.65



28-38 6 or 12 volt, "STOP" in red LED lights, attaches with suction cupsSR13401STOP 72.00 kit

Accessory Parking, Turn Signal Lights (2 required)

Chrome light with amber or red lens. Can be used in many locations. 12 volt, can be adapted to 6 volt by simply changing the light bulbs.



28-48 Amber lens, 1-3/4" light, single element, order V13465I for 6 volt bulbSR13400A 10.00
28-48 Same as above, **except** with red lens. . SR13404A 10.00



28-48 Amber lens, 2-1/4" light, double element, order V1365HR6 for 6 volt bulb . . . SR13400B 11.00
28-48 Same as above, **except** with red lens . . SR13404B 11.00



28-48 Amber lens, 2-1/2" light, double element, order V1365HR6 for 6 volt bulb . . . SR13400C 11.75
28-48 Same as above, **except** with red lens . . SR13404C 11.75

Parking Light Bulbs



Parking, Turn Signal Single Contact Bulbs (2 candle power)

28-48 6 volt, for SR13400A & SR13404A V13465I 0.90
28-48 12 volt, for SR13400A & SR13404A . . . V13465J 0.75

Parking, Turn Signal Double Contact Bulbs (21-3 candle power)



28-48 6 volt, for SR13400B, SR13404B & SR13404C V13465HR6 2.00
28-48 12 volt, for SR13400B, SR13404B & SR13404C V13465HR12 1.40

Light Bulb Pliers



ALL A convenient tool for removing various sizes of round socket type bulbs TOOL-BULB 22.50



Passenger Tail Light Assemblies

MAC's faithful reproductions of the original tail lights are complete & ready to bolt-on to enhance the looks & value of your restoration.

1932, Right, Passenger

These have a stainless steel body & rim with glass lens.



- | | | | |
|------|---|---------------|-------|
| 1932 | With red lens, a quality reproduction,
6 & 12 volt bulbs | 18-13402-R | 29.75 |
| 1932 | Same as above, except with
blue dot lens | 18-13402-RBD | 34.75 |
| 1932 | With red lens, 6 volt,
economy version | 18-13402-RF | 22.50 |
| 1932 | NEW LED version, red lens,
17 red LEDs, 12 volt, black
wire conduit not included | 18-13402-LEDR | 38.95 |

1932, Left, Passenger

These have a stainless steel body & rim with glass lens & clear license light lens.



- | | | | |
|------|--|---------------|-------|
| 1932 | With red lens, a quality reproduction,
6 & 12 volt bulbs | 18-13403-L | 29.75 |
| 1932 | Same as above, except with
blue dot lens | 18-13403-LBD | 34.75 |
| 1932 | With red lens, 6 volt,
economy version | 18-13403-LF | 22.50 |
| 1932 | NEW LED version, red lens, 17 red
LEDs & 4 white LEDs, 12 volt, black
wire conduit not included | 18-13403-LEDL | 46.95 |

1937, Right, Passenger

These have a black body & stainless steel rim with glass lens.



- | | | | |
|------|---|---------------|-------|
| 1937 | With red lens, 6 & 12 volt bulbs | 78-13402-R | 34.75 |
| 1937 | With blue dot lens,
6 & 12 volt bulbs | 78-13402-RBD | 39.75 |
| 1937 | NEW LED version, red lens,
17 red LEDs, 12 volt, black
wire conduit not included | 78-13402-LEDR | 45.95 |

1937, Left, Passenger

These have a black body & stainless steel rim with glass lens & clear license light lens.



- | | | | |
|------|--|---------------|-------|
| 1937 | With red lens, 6 & 12 volt bulbs | 78-13403-L | 34.75 |
| 1937 | With blue dot lens,
6 & 12 volt bulbs | 78-13403-LBD | 39.75 |
| 1937 | NEW LED version, red lens, 17 red LEDs
& 6 white LEDs, 12 volt, black
wire conduit not included | 78-13403-LEDL | 54.95 |

1933-36, Right, Passenger & Sedan Delivery

These have a stainless steel body & rim with glass lens.



- | | | | |
|-------|---|---------------|-------|
| 33-36 | With red lens, 6 & 12 volt bulbs | 40-13402-R | 25.75 |
| 33-36 | With blue dot lens,
6 & 12 volt bulbs | 40-13402-RBD | 34.75 |
| 33-36 | NEW LED version, red lens,
21 red LEDs, 12 volt, black
wire conduit not included | 40-13402-LEDR | 43.25 |

1933-36, Left, Passenger & Sedan Delivery

These have a stainless steel body & rim with glass lens & clear license light lens.



- | | | | |
|-------|--|---------------|-------|
| 33-36 | With red lens, 6 & 12 volt bulbs | 40-13403-L | 25.75 |
| 33-36 | With blue dot lens,
6 & 12 volt bulbs | 40-13403-LBD | 34.75 |
| 33-36 | NEW LED version, red lens, 21 red
LEDs & 4 white LEDs, 12 volt, black
wire conduit not included | 40-13403-LEDL | 52.75 |

1938-39, Right or Left, Passenger (2 required)

These have a black housing & stainless steel rim with glass lens.



- | | | | |
|-------|---|---------------|-------|
| 38-39 | With red lens, 6 & 12 volt bulbs | 81A-13405 | 24.75 |
| 38-39 | With blue dot lens,
6 & 12 volt bulbs | 81A-13405-BD | 29.75 |
| 38-39 | NEW LED version, red lens,
39 red LEDs, 12 volt | 81A-13405-LED | 34.95 |

1940, Right or Left, Passenger (2 required)

These have a black housing & stainless steel rim with glass lens.



- | | | | |
|------|---|---------------|-------|
| 1940 | With red lens, 6 & 12 volt bulbs | 01A-13405 | 25.00 |
| 1940 | With blue dot lens,
6 & 12 volt bulbs | 01A-13405-BD | 34.75 |
| 1940 | NEW LED version, red lens,
20 red LEDs, 12 volt, black
wire conduit not included | 01A-13405-LED | 54.95 |



Passenger Tail Light Assemblies

1941, Right, Passenger & 1946-48 Sportsman

These have a chromed die-cast housing with glass lens.



- 1941 With red lens, 6 & 12 volt bulbs 11A-13404-R 64.75
- 1941 With blue dot lens, 6 & 12 volt bulbs 11A-13404-RBD 69.75

1941, Left, Passenger & 1946-48 Sportsman

These have a chromed die-cast housing with glass lens.



- 1941 With red lens, 6 & 12 volt bulbs 11A-13405-L 64.75
- 1941 With blue dot lens, 6 & 12 volt bulbs 11A-13405-LBD 69.75

1942-48, Right or Left, Passenger (2 required)

These have a black housing & stainless steel rim with glass lens.



- 42-48 With red lens, 6 & 12 volt bulbs 21A-13405-D 25.75
- 42-48 With blue dot lens, 6 & 12 volt bulbs 21A-13405-BD 34.75
- 42-48 **NEW** LED version, red lens, 40 red LEDs, 12 volt, black wire conduit not included . 21A-13405-LED 41.50



- 42-48 Tail light housing ornaments, stainless steel with hardware, passenger 21A-13476-AS 27.50 pair
- 42-48 Tail light housing, with trim holes, right & left, mounting plates & hardware included. 21A-13408-PR 196.75 pair
- 42-48 Same as above, **except** without trim holes 21A-13409-PR 196.75 pair

Pickup Tail Light Assemblies

1932-42, Right, Pickup & Station Wagon

These have a black body & stainless steel rim with glass lens.



- 32-42 With red lens, 6 & 12 volt bulbs B-13402-R 25.75

1932-42, Left, Pickup & Station Wagon

These have a black body & stainless steel rim with glass lens & clear license light lens.



- 32-42 With red lens, 6 & 12 volt bulbs B-13403-L 25.75

1946-1952, Right, Pickup, 1940-41 Sedan Delivery & 1946-48 Station Wagon

These have a black body & stainless steel rim with glass lens.



- 46-52 With red lens, 6 & 12 volt bulbs 48-13402-R 29.75
- 46-52 With blue dot lens, 6 & 12 volt bulbs 48-13402-RBD 36.50

1946-52, Left, Pickup, 1940-41 Sedan Delivery & 1946-48 Station Wagon

These have a black body & stainless steel rim with glass lens & clear license light lens.



- 46-52 With red lens, 6 & 12 volt bulbs 48-13403-L 29.75
- 46-52 With blue dot lens, 6 & 12 volt bulbs 48-13403-LBD 36.50

Street Rod Tail Light Assemblies

These accessory tail light assemblies are a period-perfect custom look for your V8 Ford. Features include chrome-plated bezels, glass lenses & rubber mounting pads. With 1157 12 volt bulbs.



- ALL Right & left, with red lens, 1950 Pontiac "style" SR13405 75.50 pair



- ALL Right & left, with blue dot lens, 1950 Pontiac "style" SR13405BD 84.95 pair



Tail Light Rims (2 required)

All tail light rims are stainless steel.



1932	Passenger, 32-42 pickup & station wagon	B-13448-SS	3.75
33-36	Passenger & Sedan Delivery, 46-48 station wagon, 46-52 pickup	40-13448-SS	5.95
1937	Passenger	78-13448-SS	6.95
38-39	Passenger	81A-13448-SS	3.95
1940	Passenger	01A-13448-SS	8.25
42-48	Passenger	21A-13448-SS	8.50


Mounting Hardware

28-32	Bolt set, stainless steel, 8 pieces, passenger, 32-47 commercial, 45-47 truck, 38 Coupe, 38-48 wagon, 35-47 panel truck & Sedan Delivery	A80038S	1.50 set
28-32	Same as above, except chrome.	A80038C	0.95 set
33-37	Screw kit, 8 pieces, passenger & pickup	V80001B	1.95 kit

Tail Light Glass Lenses (2 required)



1932	Red, passenger, 32-42 pickup & station wagon	B-13450	6.25
33-36	Red, passenger & Sedan Delivery, 46-48 station wagon, 46-52 pickup	40-13450	6.25
1937	Red, passenger	78-13450	6.25
38-39	Red, passenger	81A-13450	6.25
1940	Red, passenger	01A-13450	6.25
1941	Red, passenger & 46-48 Sportsman	11A-13450	6.25
42-48	Red, passenger	21A-13450	6.95



1932	Blue dot, passenger, 32-42 pickup & station wagon	B-13450-BD	13.75
33-36	Blue dot, passenger & Sedan Delivery, 46-48 station wagon, 46-52 pickup	40-13450-BD	13.75
1937	Blue dot, passenger	78-13450-BD	13.75
38-39	Blue dot, passenger	81A-13450-BD	13.75
1940	Blue dot, passenger	01A-13450-BD	13.75
1941	Blue dot, passenger & 46-48 Sportsman	11A-13450-BD	13.75
42-48	Blue dot, passenger	21A-13450-BD	14.25

Snap Ring



28-32	Tail light lens snap ring	A13456	0.60
-------	-------------------------------------	--------	------


Blue Dot Glass



32-59	Blue dot glass with chrome rim	BD-13453-G	6.00 pair
-------	--	------------	-----------

Tail Light Lens Gaskets

These gaskets are made of cork & come in pairs.



1932	Passenger & 32-42 pickup & station wagon	B-13460	1.40 pair
33-36	Passenger & Sedan Delivery, 46-48 station wagon, 46-47 pickup	40-13460	1.95 pair
1937	Passenger	78-13460	1.95 pair
38-39	Passenger, except Standard 5 window Coupe	81A-13460	1.95 pair



1940	Passenger	01A-13460	1.95 pair
1941	Passenger & 46-48 Sportsman	11A-13460	1.95 pair
42-48	Passenger	21A-13460	7.95 pair

Tail Light Housing Pads

Tail light housing pads are made of rubber.



1940	Passenger	01A-13420	6.50 pair
1941	Passenger	11A-13420	6.50 pair
1941	Mercury	19A-13420	19.75 pair



42-48	Passenger	21A-13420	6.50 pair
42-48	Mercury	29A-13420-PR	18.75 pair

Tail Light Reflector (2 required)



38-40	Stainless steel, helps brighten original style tail lights	91A-13403-R	5.95
-------	--	-------------	------



Tail Light Halogen Conversion Kits



This is your best protection against a rear end collision. These kits will convert your stock tail lights to super bright halogen bulbs without making any exterior changes! One kit does both tail lights. Don't take chances, order yours today!



- | | | |
|---------------|------------|-----------|
| 28-32 6 volt | V13449AH6 | 43.35 kit |
| 28-32 12 volt | V13449AH12 | 43.35 kit |
| 33-36 6 volt | V13449BH6 | 43.35 kit |
| 33-36 12 volt | V13449BH12 | 43.35 kit |



- | | | |
|--------------|------------|-----------|
| 1937 6 volt | V13449DH6 | 43.35 kit |
| 1937 12 volt | V13449DH12 | 43.35 kit |



- | | | |
|---------------|------------|-----------|
| 38-48 6 volt | V13449CH6 | 43.35 kit |
| 38-48 12 volt | V13449CH12 | 43.35 kit |



- | | | |
|---|-------------|-----------|
| 28-48 Bulb replacement set for V13449AH6, BH6, CH6 & DH6, 6 volt, 2 stop & 2 tail light bulbs | V13449BULB6 | 31.00 set |
|---|-------------|-----------|



- | | | |
|--|--------------|-----------|
| 28-48 Bulb replacement set for V13449AH12, BH12, CH12 & DH12, 12 volt, 2 stop & 2 tail light bulbs | V13449BULB12 | 17.50 set |
|--|--------------|-----------|

Magnetic Reflectors

ALL Removable, make your V8 more visible at night even with the lights on, great for driving to & from cruise nights because you can remove them at the show, 5-3/4" x 2", includes 2 red & 2 white, a great safety item!

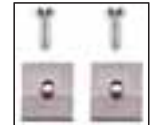


- | | |
|-----------|-----------|
| 13380-MAG | 21.95 set |
|-----------|-----------|

Tail Light White License Lenses, Clip Sets & Gaskets



- | | | |
|--|----------|------|
| 28-32 Tail light white license lens, glass, passenger, 32-37 truck, 32-42 pickup | A13445 | 4.65 |
| 33-36 Tail light white license lens, glass, passenger, 46-47 pickup | 40-13345 | 3.85 |
| 1937 Tail light white license lens, glass, passenger, except Sedan Delivery & station wagon | 78-13445 | 5.75 |



- | | | |
|---|------------|----------|
| 28-32 White lens clip set, 4 pieces, passenger, 32-37 truck, 32-42 pickup | B13446S | 1.30 set |
| 33-36 White lens clip set, 4 pieces, passenger, 46-52 pickup | 40-13446-K | 1.95 set |



- | | | |
|--|----------|------|
| 28-32 Tail light license lens gasket, passenger, 32-37 truck, 32-42 pickup | B13447 | 0.65 |
| 33-36 Tail light license lens gasket, passenger, 46-47 pickup | 40-13447 | 0.95 |
| 1937 Tail light license lens gasket, passenger, except Sedan Delivery & station wagon | 78-13447 | 1.95 |

Tail Light Sockets, Wiring & Parts



- | | | |
|--|-------------|----------|
| 33-48 Tail light socket repair kit, for your existing socket (2 kits required) | 01C-13410-K | 3.95 kit |
| 33-48 Tail light wiring & socket, all (2 required) | 01C-13410 | 6.75 |
| 28-32 Tail light socket, cadmium plated, stamped steel (2 required) | A13410SO | 0.80 |
| 33-48 Tail light socket, cadmium plated, stamped steel (2 required) | 40-13410-SO | 2.75 |



- | | | |
|--|-----------|------|
| 28-32 Tail light wire, single contact, passenger, 32-42 pickup, station wagon & commercial (2 required) | A14405C | 7.50 |
| 33-48 Tail light wire, double contact, passenger, 46-48 pickup, station wagon & commercial (2 required) | 40-13410 | 4.25 |
| 28-41 Tail light wiring, pickup (2 required) | A13412/13 | 3.50 |
| 38-48 License light wiring, single contact, passenger, except station wagon, Sportsman & Sedan Delivery, 32-47 pickup | 81A-13412 | 3.25 |

Tail Light & Headlight Conduit Repair Kit



- | | | |
|--|---------|-----------|
| 37-48 3 pieces, internal & external collars with loom, passenger, 40-47 pickup | V14597A | 20.25 kit |
|--|---------|-----------|



Tail Light Reinforcement Parts

28-32 Tail light reinforcement bracket, right or left, passenger (2 required)	A13463	2.50	
33-34 Tail light brace, steel, right or left, also used to support rumble bracket, passenger (2 required)	40-13463	19.75	
1937 Tail light braces, die-stamped steel, black powder coated, includes hardware	78-13468-PR	29.50 pair	

Rear Fender to Tail Light Reinforcement Brackets

Needed Especially if vehicle has a rumble seat

1935 Right, passenger	48-13468-BR	27.95
1935 Left, passenger (shown)	48-13468-BL	27.95
1936 Right, passenger	68-13468-BR	27.95
1936 Left, passenger (shown)	68-13468-BL	27.95

Passenger Tail Light Brackets & Stands

Right

1932 Steel, black	B-13470	35.50		
1932 Chrome	B-13470-C	44.95		
1932 Stainless steel	B-13470-SS	86.95		
33-34 Steel, black, with hole for step plate	40-13470	32.95		
33-34 Same as above, except chrome.	40-13470-C	44.50		
33-34 Steel, black, chopped 4", without hole for step plate	40-13471-CHP	47.95		
1937 Cast zinc, black, except convertible Sedan	78-13470	39.75		

Left

1932 Steel, black	B-13471	35.50	
1932 Steel, chrome	B-13471-C	44.95	
1932 Stainless steel	B-13471-SS	86.95	
33-34 Steel, black	40-13471	32.95	
33-34 Steel, chrome	40-13471-C	44.50	
33-34 Steel, black, chopped 4"	40-13471-CHP	47.95	
1937 Cast zinc, black, except convertible Sedan	78-13471	39.75	

Passenger Tail Light Bracket Pads on Fender

These tail light pads are rubber & have the correct bead on the edge as original. For 1940-48 tail light pads, see page 133.

33-34 Rubber	40-13520	4.95 pair			
1935 Rubber	48-13520	5.95 pair			
1936 Rubber, except Convertible Sedan, Sedan Delivery & Station Wagon	68-13520	5.95 pair			
1937 Rubber, except Roadster, Phaeton, Cabriolet & Sedan Delivery	78-13520	5.95 pair			
38-39 Rubber	81A-13520	5.75 pair			

Pickup Tail Light Brackets

With Rear Bumper

29-36 Cast iron, right or left, mounts under bed, pickup, 32-37 panel delivery, 38-48 commercial except Panel Delivery, Platform, pickup & Sedan Delivery, 38-48 truck except 38-39 Panel Delivery, Platform & Express	B13470	6.75
1937 Steel, left	77-13470	17.15

38-52 Steel, black, right	81Y-13470 7.95
38-52 Chrome, right	81Y-13470-CH 14.95
38-52 Stainless steel, right	81Y-13470-SS 14.75
38-52 Steel, black, left	81Y-13471 7.95
38-52 Chrome, left	81Y-13471-CH 14.95
38-52 Stainless steel, left	81Y-13471-SS 14.75

Without Rear Bumper (2 required)

29-36 Cast iron, right or left, mounts under bed, pickup, 32-37 panel delivery, 38-48 commercial, except Panel Delivery, Platform, pickup & Sedan Delivery, 38-48 truck, except 38-39 Panel Delivery, Platform & Express	B13470	6.75
35-36 Steel, right or left, not offset	50-13470	17.15

38-56 Steel, right or left, not offset	21C-13470	7.50
38-56 Same as above, except stainless steel	21C-13470-SS	12.50

Pickup Tail Light Mud Shields (1 or 2 required)

When using either of these mud shields, use A14578PU (listed on page 143) as conduits.

28-54 Steel, behind tail light, black, 32-48 station wagon	A13467 5.45
28-54 Same as above, except stainless steel	A13467SS 7.75

Station Wagon Tail Light Bracket & Hinge Assembly (2 required)

41-48 Right or left, Ford & Mercury, designed to keep tail light level when tailgate is closed	11A-13425	108.50
--	-----------	--------

Stop Light Switches & Spring

35-38 Switch, passenger & pickup	48-13480	13.75	
39-79 Switch, all, fits at master cylinder	C1AZ-13480-A	7.95	
1932 Spring, stainless steel, passenger, 33-34 truck	B-13515	5.50	




Light Bulb Identification

All single contact bulbs have straight pins. CP = Candle Power


These Bulbs Have Applications in the Following:

- 1932 Passenger **STOP LIGHT**
- 1932-42 Pickup, station wagon & commercial **STOP LIGHT**
- 1942-48 Passenger **BACK UP LIGHT**

19-48	Single contact, 21 CP, 6 volt	B13465	0.95	
19-48	Single contact, 21 CP, 12 volt	V13465B	0.80	
19-48	Single contact, 50 WATT, 6 volt halogen	B13465H6	12.25	
28-48	23 watt, 6 volt halogen, top quality bulb	B13465H6TQ	16.75	
19-48	Single contact, 50 WATT, 12 volt halogen	V13465BH12	9.30	
28-48	35 watt, 12 volt halogen, top quality bulb	V13465BH12TQ	16.75	



These Bulbs Have Applications in the Following:

- 1932 Passenger **TAIL LIGHT**
- 1932-42 Pickup, station wagon & commercial **TAIL LIGHT**
- 1932-37 **Except** 1937 Passenger **PARKING LIGHT IN HEADLIGHT**
- 1932-48 **DOME LIGHT**
- 1938-48 **LICENSE PLATE LIGHT**
- 1932 & 1935-39 **INSTRUMENT PANEL**
- 1940-48 **LUGGAGE COMPARTMENT**
- 1947-48 Passenger **PARKING LIGHT**
- 1942-47 Pickup **PARKING LIGHT**
- 1941 Passenger **PARKING LIGHT**
- 1932-34 **COWL LIGHT**

19-59	Single contact, 3 CP, 6 volt	B13466	0.75	
19-59	Single contact, 3 CP, 12 volt	V13465D	0.80	
19-59	Single contact, 20 WATT, 6 volt halogen	B13466H6	12.25	
28-48	5 watt, 6 volt halogen, top quality bulb	B13466H6TQ	16.75	
19-59	Single contact, 20 WATT, 12 volt halogen	V13465DH12	9.30	
28-48	10 watt, 12 volt halogen, top quality bulb	V13465DH12TQ	16.75	


These Bulbs Have Applications in the Following:

- 1933-48 **Reproduction TAIL LIGHT**
- 1938-48 **Original TAIL LIGHT & STOP LIGHT**

19-55	Offset double contact, 21-3 CP, 6 volt	B13465D3	1.50	
28-48	Offset double contact, 32-3 CP, 12 volt	V13465F	0.75	
28-48	Offset double contact, 50-15 CP, 12 volt halogen	V13465FH	10.00	
28-48	Offset double contact, 50-10 CP, 6 volt halogen	V13465FH6	14.75	


These Bulbs Have Applications in the Following:

- 1933-39 **INSTRUMENT PANEL**

33-39	Single contact, 6 CP, 6 volt	40-13730	1.75	
33-39	Single contact, 6 CP, 12 volt	40-13730-12	0.75	


These Bulbs Have Applications in the Following:

- 1932-32 **HEADLIGHT CONVERSION KITS**

28-39	55-60 CP, 6 volt halogen	B13007Q6	14.50	
28-39	55-60 CP, 12 volt halogen	B13007Q12	4.50	


These Bulbs Have Applications in the Following:

- 1933-37 **Original TAIL LIGHT & STOP LIGHT**

33-37	Inline double contact, 21-3 CP 6 volt	V13465G	1.55	
33-37	Inline double contact, 21-6 CP, 12 volt	V13465H	1.50	
33-37	Inline double contact, 50-20 WATT, 6 volt halogen	V13465GH6	14.75	
33-37	Inline double contact, 50-20 WATT, 12 volt halogen	V13465HH12	11.65	


These Bulbs Have Applications in the Following:

- 1937-40 Passenger **PARKING LIGHT**
- 1938-41 Pickup **PARKING LIGHT**
- 1941-48 **INSTRUMENT PANEL**
- 1938-48 **CLOCK LIGHT**
- 1946-48 **RADIO** • 1939 Mercury **DASH LIGHT**

28-48	Single contact, 2 CP, 6 volt	V13465I	0.90	
28-48	Single contact, 2 CP, 12 volt	V13465J	0.75	


These Bulbs Have Applications in the Following:

- 1940 Passenger **INSTRUMENT PANEL**
- 1940-41 Pickup **INSTRUMENT PANEL**
- 1941 Passenger **IGNITION LIGHT**
- 1938-48 **HIGH BEAM INDICATOR**
- 1946-48 Mercury **GLOVE BOX**

38-48	Single contact, 1 CP, 6 volt	V13465K	0.75	
38-48	Single contact, 1 CP, 12 volt	V13465L	0.75	


These Bulbs Have Applications in the Following:

- 1932-34 **COWL LIGHTS**
- 1932-48 **STREET ROD STYLE LIGHTS**

28-48	Double contact, 21-3 CP, 6 volt, small globe, offset	V13465HR6	2.00	
28-48	Double contact, 21-3 CP, 12 volt, small globe, offset	V13465HR12	1.40	


These Bulbs Have Applications in the Following:

- 1935-39 **HEADLIGHTS**

35-39	Double contact, 50-32 CP, 6 volt	48-13007-6	1.95	
35-39	Double contact, 50-32 CP, 12 volt	48-13007-12	2.25	


These Bulbs Have Applications in the Following:

- 1932-34 **HEADLIGHTS**


19-34	Double contact, 50-32 CP, 6 volt	B13007D	1.20	
19-34	Double contact, 50-32 CP, 12 volt	B13007E	1.30	
19-34	NEW Double contact, 35 watt, 6 volt halogen, direct replacement type, for use with alternator	B13007DHL	26.75	
19-34	NEW Same as above, except 12 volt	B13007EHL	26.75	

These Bulbs Have Applications in the Following:

- B-13027-Q12 **CONVERSION KIT**
- B-13027-Q12TS **CONVERSION KIT**
- 40-13027-Q12 **CONVERSION KIT**
- B-13027-Q12TS **CONVERSION KIT**

32-34	12 volt, quartz halogen, 55-65 CP	B-13007-9007	9.95	
-------	--	--------------	------	---

ALL Light bulb pliers, a convenient tool for removing various sizes of round socket type bulbs **TOOL-BULB** 22.50





Front license plate brackets are listed on page 36.

Rear License Brackets & Parts



- 32-34 Steel, black, passenger, 32-58 pickup, 35-48 Sedan Delivery, 32-48 station wagon B-13406-B 13.95
- 32-34 Same as above, **except** stainless steel B-13406-SS 28.95
- 33-36 Steel, black, passenger 40-13406-B 27.95
- 33-36 Same as above, **except** stainless steel 40-13406-SS 19.95



- 1937 Steel, gloss black, passenger, **except** station wagon, with tail light mounting stud 78-13406-B 20.00
- 38-48 Steel, black, passenger 01A-13406-B 15.50
- 38-48 Same as above, **except** stainless steel 01A-13406-SS 32.75



- 32-36 Upper license support bracket, steel 40-13406-BKT 1.95
- 38-48 Bracket pad, cork, **except** Sedan Delivery & station wagon (2 required) 81A-13466 1.95

Rear License Plate Lamp Housings



- 1940 Die cast, chrome plated, also deck lid handle base, passenger, '39 Mercury 99A-13550 24.75
- 41-48 Die cast, chrome plated, also deck lid handle base, passenger, **except** Sportsman Coupe, Sedan Delivery & station wagon 11A-13550 24.75

If you are looking for our complete lamp housing & trunk or rumble handles, see page 210.

Rear License Plate Lamp Lens & Gasket Set



- 40-48 Lens, passenger **except** Sportsman Coupe, Sedan Delivery & station wagon 99A-13564 4.85



- 40-48 Gasket set, 2 pieces, one gasket goes on each side of glass license lamp flange 01A-13568/9 1.20 set

License Plate Bolts & Wing Nuts

These beauties are a great nostalgia & safety item!



- ALL With round blue reflector A13409MBRB 1.25 pair
- ALL With round green reflector A13409MBRG 1.25 pair
- ALL With round red reflector A13409MBRR 1.25 pair
- ALL With round yellow reflector A13409MBRY 1.25 pair

License Plate Frames (Fit Modern Style Plates)

These Ford licensed license plate frames have a blue & white imprint on a die-cast chrome background. Great for the crossbar, or if you want to have 2 plates in the back. They fit the modern size plates only.



- 1932 Ford frame V13409A 14.95 pair
- 1933 Ford frame V13409B 14.95 pair
- 1934 Ford frame V13409C 14.95 pair
- 1935 Ford frame V13409D 14.95 pair
- 1936 Ford frame V13409E 14.95 pair
- 1937 Ford frame V13409F 14.95 pair
- 1938 Ford frame V13409G 14.95 pair
- 1939 Ford frame V13409H 14.95 pair
- 1940 Ford frame V13409I 14.95 pair
- 1941 Ford frame V13409J 14.95 pair
- 1942 Ford frame V13409K 14.95 pair
- 1943 Ford frame V13409L 10.95 pair
- 1944 Ford frame V13409M 10.95 pair
- 1945 Ford frame V13409N 10.95 pair
- 1946 Ford frame V13409O 14.95 pair
- 1947 Ford frame V13409P 14.95 pair
- 1948 Ford frame V13409Q 14.95 pair

License Plate Frames & Parts (as required)



- ALL Frames, stainless steel, fits modern state plates, mounting hardware included SR13409 37.25 pair
- ALL Frame, lighted, aluminum SR13409AA 51.95
- ALL Frame, aluminum SR13409BB 30.25



- ALL Backing cover, louvered SR13409BPL 9.75
- ALL Backing cover, plain SR13409BPP 9.75



- ALL Lamp, 12 volt, stainless steel SR13410L 39.75



- ALL Light & bracket assembly, street rod, stainless steel, 12 volt SR13550 46.50



“AH-OOH-GAA” Horn & Bracket



- 1932 6 volt, boat tail type, authentic design, US made, all, does not include horn bracket (B-13805-A), listed below . . . B-13802-6 300.00
- 1932 Same as above, **except** 12 volt B-13802-12 300.00
- ALL 12 volt, universal, 110 decibels of AH-OOH-GAA-like sound, chrome motor cover, red projector, this is designed to fit most applications, includes mounting hardware, wiring & instructions SR13802 27.25



- 1932 Bracket, gloss black, all B-13805-A 14.85

Complete Horn Assemblies

All of these horn assemblies have a chrome top & chrome projector mouth, with black body. Brackets are not included & are listed below. 6 volt are positive ground & 12 volt are negative ground.



MAC's advises you must use a horn relay with the horns listed below



- 33-34 6 volt, passenger, right. 40-13802-AR 132.00
- 33-34 6 volt, passenger, left. 40-13802-AL 132.00
- 33-34 12 volt, passenger, right. 40-13802-BR 132.00
- 33-34 12 volt, passenger, left. 40-13802-BL 132.00
- 1935 6 volt, passenger, 35-37 pickup, right. 48-13802-CR 132.00
- 1935 6 volt, passenger, 35-37 pickup, left. 48-13802-CL 132.00
- 1935 12 volt, passenger, 35-37 pickup, right. 48-13802-DR 132.00
- 1935 12 volt, passenger, 35-37 pickup, left. 48-13802-DL 132.00

Horn Mounting Brackets & Grommet



- 33-34 Bracket, passenger, right (shown) 40-13830 20.00
- 33-34 Bracket, passenger, left. 40-13831 20.00
- 1935 Bracket, passenger, right (shown) 48-13830 24.75
- 1935 Bracket, passenger, left. 48-13831 24.75
- 1936 Bracket, passenger, right 68-13830 37.95
- 1936 Bracket, passenger, left. 68-13831 37.95
- 35-37 Bracket, pickup, commercial & truck, left 50-13831 24.75
- 35-37 Bracket, pickup, commercial & truck, right 50-13830 24.75



- 39-48 Grommets at support bracket, horn to fender apron spacers, rubber 91A-13912 5.25 pair

Horn Bell Covers & Projector




- 1932 Cover, boat tail design 18-13809-BT 21.75
- 33-35 Cover, chrome, with “SPARTON™” imprint, passenger, 35-37 pickup, right 18-13809-R 19.75
- 33-35 Cover, chrome, with “SPARTON™” imprint, passenger, 35-37 pickup, left 18-13809-L 19.75




- 33-34 Projector, passenger, black body & chrome mouth (2 required). 40-13810 70.00
- 1935 Projector, passenger, 35-37 pickup, black body & chrome mouth (2 required) . . 48-13810 70.00

Horn Screens (2 required)



- 33-34 Stainless steel, passenger 40-13808 3.75
- 1935 Stainless steel, passenger, 35-37 pickup 48-13808 3.75

Horn Relay Assemblies



- 37-48 6 volt 7RA-13853-A 11.95
- 37-48 12 volt 2Q-13853 14.95

Wolf Whistle

This reproduction is billed as a “Blast From the Past” & produces the famous wolf call that always attracts attention. Simply attach it to a source of vacuum & you are on your way to laughs from your friends & catcalls from your “new” acquaintances.



- ALL WOLF 49.75 kit



Steel Dash Panels



1940 With glove box opening only V11002J 495.50



1940 With instrument cluster, speaker & glove box opening V11002K 500.00

Dash to Firewall Spacers



1932 Fiberglass, original style '32 instrument panel V11001 89.00 pair

Dash Screws

1932 8 pieces, chrome V803100 1.60 set

Dash Panels & Parts



1932 **NEW** Dash insert panel, stock type, stainless steel, engine turned, with instrument & light brackets attached, hardware included, closed car 18-11804 66.50



1940 Dash panel, die cast, chrome plated, passenger & Deluxe 01A-9271-DC 36.95



1940 Dash panel, sand plastic, with clip & gasket, passenger & Deluxe 01A-9271-DPP 55.95



1940 Dash trim set, die-cast chrome, 6 pieces, with clips, passenger & Deluxe 01A-9271-DTS 58.95 set



1941 Center dash trim, chrome plated, passenger 11A-7004402 29.90



42-48 Center dash trim, chrome plated, passenger 21A-7004402 33.75

Dash Panel Sets




1941 Tan, 2 pieces, with instrument & clock bezels 11A-9271-WC 94.75 set




1941 Same as above, **except** without clock bezel on passenger side . . 11A-9271-WOC 94.75 set



1942 Maroon, Special, 3 pieces, plastic . . .21A-9271-A 136.75 set




1942 Butterscotch, Deluxe & Super Deluxe, 3 pieces, plastic21A-9271-B 136.75 set



1946 Metallic blue-gray, plastic with red accents, Super Deluxe, 3 pieces, plastic . . .51A-9271-A 136.75 set



1946 Chocolate brown, Deluxe, 3 pieces, plastic51A-9271-B 136.75 set



1946 Gray-tan, Super Deluxe, Club Convertible, Sportsman & station wagon, 3 pieces, plastic51A-9271-DPPS 136.75 set

47-48 Gray-tan, 3 pieces, plastic 6A-9271-SC 136.75 set



42-48 All chrome, 3 pieces, die cast . . .51A-9271-DPCS 170.00 set



42-48 Not plated, 3 pieces, ready to paint any color you desire, Mercury 29A-9271 310.00 set



Instrument Panel Light Switches



- 33-38 Passenger, 39 Standard, 33-47 pickup, 40-44 Panel truck, fresh air heater switch 21C-13740 9.95
- 1940 Sand knob, Standard, 40-47 pickup (shown) 01A-13740-A 29.25
- 1940 Maroon knob, Deluxe 01A-13740-B 29.25
- 1942 Maroon knob 21A-13740-A 29.25
- 42-48 Black, Mercury 29A-13740 29.25
- 1942 Butterscotch knob, Super Deluxe 21A-13740-B 29.25
- 1946 Chocolate knob, Deluxe 51A-13740-A 29.25
- 1946 Metallic blue-gray knob, Super Deluxe 51A-13740-B 29.25
- 47-48 Gray-tan knob, all styles, also 46 convertible & station wagon 51A-13740-C 29.25

Hi-Beam Socket & Jewels




- 38-40 Socket & wire for jewel, jewel not included, passenger, 38-39 pickup, 41 Sedan Delivery, 40-47 C.O.E. 81A-13580 27.95
- 38-40 Chrome housing with red jewel for above 81A-13586 10.85
- 40-47 Chrome housing with red jewel, pickup, truck & commercial, **except** Sedan Delivery & C.O.E. 01C-13586 10.85

Dash Light & Glove Box Wiring



- 33-34 Dash light wiring, passenger, 11-1/4" long 40-13710 6.75



- 35-39 Dash light wiring, passenger, 2 black wires, 2 springs, 2 washers, 2 sockets & 1 bullet. 48-13710 11.50



- 1939 Dash light wire & socket, 2 sockets, 2 bullets, Deluxe, Mercury 99A-13710 15.25



- 46-48 Glove box light wire, 6" long, Mercury 59A-13712 16.75

Dash Light & Glove Box Light Bulbs



- 33-34 Light bulb, single contact, 6 CP, 6 volt 40-13730 1.75
- 33-34 Light bulb, single contact, 6 CP, 12 volt 40-13730-12 0.75
- 28-48 Light bulb, single contact, 2 CP, 6 volt, for 99A-13710 V13465I 0.90
- 28-48 Light bulb, single contact, 2 CP, 12 volt, for 99A-13710 V13465J 0.75
- 38-48 Light bulb, single contact, 1 CP, 6 volt, for 59A-13712 V13465K 0.75
- 38-48 Light bulb, single contact, 1 CP, 12 volt, for 59A-13712 V13465L 0.75

Dashboard Clock

- 1940 Replacement style, fits in the glove box door like the original, requires mounting kit 01A-15001-B (not available), looks like the original, **except** it has a sweeping second hand, passenger (set clock from behind & requires 1 AA battery which is not included) 01A-15002 70.00



Dashboard Clock Panels (Bezels)



- 1940 Die cast chrome, Deluxe 01A-9272-CPCD 18.75
- 1940 Sand color plastic, you will need knob 01A-15032. 01A-15030 15.00

Radio Panels, Cover & Block-off



- 1940 Radio panel, Philco radio, tan plastic, passenger 01A-18802-P 24.75
- 1940 Radio panel, Zenith radio, tan plastic, passenger 01A-18802-Z 24.75
- 1940 Radio opening block-off plate, stainless steel 01A-9272-SSC 15.00

For replacement radio unit see page 174-175. For radio & radio parts see page 171-175. For ashtrays & knobs see page 141.

Dash Panel Oil Gauges



- 1941 N.O.S., Deluxe 11A-9273-B 31.00
- 1941 N.O.S., Mercury 19A-9273 31.00

Oil Pressure Sending Units



- 35-53 80#, original style with round head screw at top for gauge wire. 41A-9278-WG 39.95
- 35-53 80#, current replacement design, this is not for vehicles with a stock oil gauge 41A-9278 15.25



Dash Knob Sets

All of the knob sets below are exact reproductions made in the factory-correct colors & lettering.

1932	Mahogany with white trim, 4 cylinder, Model B B-9270	23.25 set	1939	Yellow-white with black trim, 6 pieces, Mercury 99A-9270	51.25 set
1932	Mahogany with white trim, 3 pieces, V8 . . . 18-9270	19.75 set	1940	Sand with maroon trim, 6 pieces, Standard 01A-9270-AS	32.75 set
1933	Mahogany with white trim, 4 pieces . . . 40-9270-A	22.50 set	1940	Red-brown with white trim, 6 pieces, Deluxe 01A-9270-DB	32.75 set
33-34	Black with white trim, 3 pieces, pickup 18-9270-A	18.75 set	1940	Dark blue with white trim 8 pieces, Mercury 09A-9270	65.25 set
1934	Brown marble with white trim, 4 pieces. 40-9270-B	22.50 set	1940	Sand with maroon trim, 5 pieces, pickup 01C-9270	38.25 set
1935	Maroon with white trim, 7 pieces, Standard 48-9270-A	37.25 set	1941	Light tan with red trim, 8 pieces 11A-9270	42.75 set
1935	Ivory with white trim, 7 pieces, Deluxe 48-9270-B	37.25 set	41-47	Black with red trim, 5 pieces, pickup. 11C-9270	39.00 set
35-39	Black with white trim, 3 pieces, pickup 50-9270	19.75 set	1942	Maroon with red trim, 9 pieces, Special 21A-9270-A	55.95 set
E36	Tenite light gray with white trim, 7 pieces, Deluxe (not shown) 68-9270-B	37.25 set	1942	Butterscotch with red trim 9 pieces, Deluxe & Super Deluxe (not shown) 21A-9270-B	55.95 set
L36	Dark brown with white trim, 7 pieces, Standard 68-9270-A	37.25 set	1946	Chocolate brown with red trim, 9 pieces, Deluxe (not shown) 51A-9270-A	55.95 set
L36	Red-brown with gray marble effect & white trim, 7 pieces, Standard & Deluxe (not shown) 68-9270-C	37.25 set	1946	Metallic blue-gray with red trim, 9 pieces, Super Deluxe 51A-9270-B	55.95 set
1937	Light brown with black trim, 7 pieces, Standard 78-9270-A	37.25 set	1946	Grayish-tan with red trim, 9 pieces, Super Deluxe, convertible, station wagon & Sportsman (not shown) . . . 51A-9270-C	55.95 set
1937	Yellow-brown with black trim, 7 pieces, Deluxe 78-9270-DB	37.25 set	47-48	Grayish-tan with black trim, 9 pieces . . . 6A-9270	55.95 set
1938	Ivory pink, 4 pieces 81A-9270	30.25 set			





Dome Lights & Parts

Dome Lamp Assemblies



- 28-36 Dome lamp assembly with switch, 32-48 station wagon, also some 37-48 A13771S 47.50
- 28-36 Dome lamp assembly without switch, 32-48 station wagon, also some 37-48. . . A13771 43.75
- 37-40 Dome lamp assembly, stainless steel rim 01A-13779-C 41.95

Dome Lamp Parts



- 28-48 Dome lamp slide switch, mounts on door post, with nickel plate A13752C 10.95
- 28-48 Dome lamp switch, nickel plate only. A13770 3.10
- 28-36 Dome lamp switch, rotary & lever type, used with A13771S style lamp listed above A13771SW 14.50



- 28-36 Dome lamp lens, milky white color, replacement lens for the round dome light A13771G 6.95
- 28-36 Dome lamp lens retainer snap ring, holds the lens onto the dome lamp. A13780 4.80
- 37-40 Dome lamp lens, white, oval, plastic lens 81A-13783 5.75

Dome Light Bulbs



- 19-59 Single contact, 3 CP, 6 volt B13466 0.75
- 19-59 Single contact, 3 CP, 12 volt V13465D 0.80

PATENT & BODY PLATES

Patent Plates



- 32-34 With rivets, passenger & pickup B-14001 4.75
- 35-36 With rivets 48-14001 4.70
- 37-39 With rivets 78-14001 4.70



- 39-48 With rivets, Mercury 99A-14001 5.20
- 40-48 With rivets, passenger & commercial 01A-14001 4.70

Body Number Plates



- 33-34 With rivets 40-14002 3.75
- 1935 With rivets 48-14002 3.75
- 1936 With rivets 68-14002 3.75
- 1937 With rivets 78-14002 3.75


Rivet Set

For mounting all styles of data plates.

- ALL 10 pieces A80100 1.75 set

ASHTRAY

Complete Ashtrays & Retainers



- 1934 Ashtray, will also fit 33, passenger 40-9272-AT 31.00
- 1940 Ashtray, pull down style, painted black, passenger, knobs sold separately. 01A-9272 97.75 pair
- 1940 Retainers, die-stamped steel, corrosion resistant plating, includes hardware. 01A-9272-RT 49.50 pair

Rear Ashtray Plastic Knobs

These ashtray knobs are not included in dash knob sets.



- 1938 Ivory. 81A-7330710 12.25 pair
- 1939 Yellow 91A-7330710 12.25 pair
- 1939 Yellow-white, Mercury 99A-7330710 12.25 pair

Front Ashtray Knobs

See previous page for dash knob sets. Front ashtray knobs are included in all sets **except** 1932, 1935, 1936, 1941 & 1940 Mercury. Knobs not included in the sets are not available.



Headlight Wiring Harnesses

Most of our wiring harnesses come with detailed diagrams.

1932 Passenger & Pickup



- 1932 Headlight, tail light & cowl light wire harness, for vehicles with cowl lamps, use with foot control starters 18-11646 74.50
- 1932 Headlight & tail light wire harness, for vehicles without cowl lamps, use with foot control starters 18-11647 70.75

1933-1934 Passenger & Pickup

- 33-34 Headlight, tail light & cowl light wire harness, for vehicles with cowl lamps 40-11646 67.95
- 33-34 Headlight & tail light wire harness, for vehicles without cowl lamps. 40-11647 68.95
- 33-34 Headlight wiring harness, big truck, 1 ton BB-11647-B 110.95

1935-1936 Passenger & Pickup

- 1935 Headlight & tail light wire harness. 48-11647 76.50
- 1936 Headlight & tail light wire harness. 68-11647 76.50
- 35-36 Headlight wiring harness, big truck, 1 ton 51-11647-A 62.95

1937 Passenger & Pickup

- 1937 Headlight wiring harness, with horn wiring, passenger & pickup. 78-11653 50.00
- 1937 Headlight wiring harness, Deluxe & pickup 77-11653-B 55.95
- 1937 Headlight wiring harness, big truck, 1 ton 79-11653-B 61.95

1938 Passenger & Pickup

- 1938 Headlight wiring harness, with horn wiring, passenger 81A-11647 81.95
- 1938 Headlight wiring harness, pickup 81C-11647 75.50
- 1938 Headlight wiring harness, big truck, **except** C.O.E. 81T-11647 114.95

1939 Passenger & Pickup

- 1939 Headlight wiring harness, with horn wiring (one horn) cutout, Standard 91A-11653-A 74.50
- 1939 Headlight wiring harness, with horn wiring (two horn), voltage regulator, Deluxe & Mercury 91A-11653-B 72.50
- 1939 Headlight wiring harness, pickup & truck 91C-11653 70.75
- 1939 Headlight wiring harness, big truck, **except** C.O.E. 91T-11653 84.95

1940 Passenger & Pickup

- 1940 Headlight wiring harness, Standard, Deluxe & 41 Sedan Delivery. 01A-11653-A 65.50

1940-1947 Pickup

- 40-47 Headlight wiring harness, use with 1GC, 11C & 51C-14401, pickup & truck, **except** C.O.E. 01C-11653 56.75
- 40-47 Headlight wiring harness, 6 cylinder, pickup, commercial & big truck, **except** C.O.E. 5GC-11653 94.95



- 1947 Headlight crossover wiring harness, 34" long, pickup & truck, **except** C.O.E. 51C-11653 20.25

1941-1948 Passenger

- 1941 Headlight wiring harness, passenger & Mercury 11A-11653 76.95
- 42-47 Headlight wiring harness, ignition switch on column, passenger, 42 6 cylinder with dimmer switch, 42-47 V8, 42-47 V8 used with 21A-14401 51A-11653-A 65.95
- 42-46 Headlight wiring harness, Mercury, ignition switch on column, trumpet horn, use with 59A-14401-A 29A-11653 105.95
- 1946 Headlight wiring harness, Deluxe Tudor, Sedan, 6 cylinder passenger 1GA-11653 84.95
- 46-47 Headlight wiring harness, passenger, 6 cylinder. 5GA-11653-B 67.50
- 47-48 Headlight wiring harness, passenger & Mercury, 47-48 V8 with ignition switch on dash, use with 51A-14401 51A-11653-B 30.50
- 46-48 Headlight wiring harness ignition switch on dash, shell horns, Mercury, use with 51A-14401 59A-11653 52.95

Headlight Switches, Wire Sets & Parts



- 1940 Headlight switch, designed exactly as original, cloth braided wire harness attached as original, accepts any original or reproduction knob, includes chrome mounting nut 01A-11652 34.75
- 41-48 Headlight switch, original style, without wires or knob, use with 11A-11652-ST 11A-11652 39.95
- 41-49 Headlight switch, no wire, passenger, 41-50 pickup, replacement style, black plastic knob. 7RA-11654 11.00
- 28-39 Headlight switch body housing, at bottom of steering column, with contact plate. .A11655/67 16.00



- 1940 Headlight switch wire set, passenger & Mercury, 41 Sedan Delivery 01A-11652-ST 9.75 set
- 41-48 Headlight switch wire set, passenger & Mercury, 41-50 pickup, **except** 6 cylinder, commercial 11A-11652-ST 11.95 set
- 1940 Headlight switch knob shaft, sand, Standard, pickup 01A-11661 7.95
- 41-42 Headlight switch knob shaft, maroon, Deluxe. 21A-11661-A 7.75
- 41-47 Headlight switch knob shaft, black with red "L", pickup 11C-11661 7.75

Stop Light Switches & Spring



- 35-38 Switch, passenger & pickup 48-13480 13.75
- 39-79 Switch, all, fits at master cylinder . . C1AZ-13480-A 7.95
- 1932 Spring, stainless steel, passenger, 33-34 truck B-13515 5.50

Dimmer Switch



- 38-48 Mounts on floor, all 81A-13532 15.75



Cowl, Dash Wiring Harnesses

Most of our wiring harnesses come with detailed diagrams.



1932	2 terminal amp gauge, 4 cylinder, Model B, passenger & pickup.	B-14401	47.50
1932	V8, passenger & pickup	18-14401	52.50
33-34	2 terminal amp gauge, 4 cylinder, Model B, commercial, Sedan Delivery & station wagon.	46-14401-A	94.95
33-34	With amp gauge loop, 4 cylinder, Model B, passenger & pickup.	46-14401-B	66.75
33-34	2 terminal amp gauge, V8, passenger & pickup.	40-14401-A	64.75
33-34	Amp gauge loop style, V8, passenger & pickup.	40-14401-B	56.00
35-36	Amp gauge loop style, V8, passenger & pickup	68-14401	73.75
1937	Amp gauge loop style, V8, passenger & pickup	78-14401-A	83.50
1938	Amp gauge loop style, passenger & pickup.	81A-14401-B	61.95
1939	3 brush generator, amp gauge loop style, Standard	91A-14401-A	124.95
1939	Cut out or amp gauge loop style, standard	91A-14401-C	110.00
1939	2 brush generator, with voltage gauge, Deluxe	91A-14401-D	110.00
1939	3 brush generator, amp gauge loop style, pickup	91C-14401-A	120.00
1939	2 brush generator, with voltage regulator, with voltage gauge, pickup & panel truck	91C-14401-B	88.50
1939	2 brush generator, amp gauge, loop style, pickup & commercial	91C-14401-C	150.00
1939	Mercury	99A-14401	189.95
1940	Standard & Deluxe only using volt gauge	01A-14401-B	122.75
1940	V8, pickup & Panel Delivery, except C.O.E.	01C-14401-A	93.00
E40	Mercury (1 dash light)	09A-14401-B	199.95
L40	Mercury (2 dash lights)	09A-14401-C	214.95
1941	Amp gauge loop style, passenger & Mercury	11A-14401	130.00
41-44	V8, pickup & commercial, except Sedan Delivery & C.O.E.	11C-14401-B	138.50
41-47	6 cylinder "G" engine, pickup & panel truck	1GC-14401	219.95
42-48	Trumpet style horns, column ignition, Mercury	59A-14401-A	214.95
42-47	Amp gauge loop style, horn in left engine compartment, column ignition, V8, passenger.	21A-14401	145.50
44-47	Amp gauge loop style, V8, pickup & commercial, except C.O.E.	51C-14401	142.75
46-48	Shell type horns, V8, dash ignition, Mercury	59A-14401	350.00
47-48	Amp gauge loop style, horn in front of radiator, dash ignition, V8, passenger.	51A-14401	205.00

Cowl Lamp Crossover Wire Harness



28-34	Passenger & pickup	A14428	12.95
-------	------------------------------	--------	-------

See **Cowl Lights** on page 126 for cowl lamp parts.

Tail Light Extension Wire Harnesses

Tail light extension wire harness plugs into the main dash harness or headlight harness (depending on year). It runs along the left side of the frame & includes leads for the gas tank sending unit, stop light switch, left tail light & rear license lamp (when applicable). Use B-14424 crossover wire listed below to install right side tail lights.

33-34	Big truck	79-14405	66.95
35-38	Passenger & pickup	81A-14405	44.50
35-38	Passenger & pickup, wire added for electric fuel pump	81A-14405-FP	59.95



39-40	Passenger & pickup, except 40 Sedan Delivery, 40 commercial.	91A-14405	45.95
39-40	With extra wire for turn signals, Mercury	99A-14405	94.95
39-40	Big truck, except C.O.E.	91T-14405	94.95
41-48	Ford, Deluxe & Super Deluxe, except Sedan Delivery & station wagon	51A-14405-A	59.95
1941	Mercury, Deluxe & Super Deluxe, except Sedan Delivery & station wagon	11A-14405-A	60.00
42-48	With extra wire for turn signals, Mercury	59A-14405	120.95
1941	Pickup, commercial, except Sedan Delivery	11C-14405-A	58.50
41-47	Big truck, except C.O.E.	11T-14405	95.95
41-48	Station wagon & Special	51A-14405-B	88.50
42-47	Pickup & commercial.	21C-14405-A	42.25

Tail Light Crossover Wire & Loom

Use this when you desire to install right side tail lights.



32-52	Tail light crossover wire & loom, 46" long, passenger & pickup, 38-48 Mercury	B-14424	14.75
-------	---	---------	-------

Tail Light Conduits & Repair Kit



28-52	Conduits, 18" long, stainless steel, pickup	A14578PU	9.85 pair
37-48	3 pieces, internal & external collars with loom, passenger, 40-47 pickup.	V14597A	20.25 kit

For tail light socket wiring & parts see page 133.



Battery to Starter Solenoid Cables



32-34	26-1/2", like original, except no "Ford" script, V8, L32-34 4 cylinder, Model B	18-14195-S	14.50
35-36	27-1/2", like original, except no "Ford" script	48-14300	15.50
37-38	17-3/8", like original, except no "Ford" script, passenger, 39 Standard, 38-39 pickup, commercial & truck.	78-14300	13.95
1939	13-5/16", like original, except no "Ford" script, passenger, Deluxe, 40-47 pickup, commercial & truck, except C.O.E.	91A-14300	13.95

Replacement Battery to Starter Cables



32-48	16", replacement	A16-14300	7.00
28-48	19", replacement	A14300	13.75
32-48	23", replacement	A23-14300	9.00
32-48	30", replacement	A30-14300	9.25

Starter Cable Brackets & Grommet



32-34	Starter cable brackets, holds 18-14431-S to bell housing, with grommet, passenger	18-14550	18.00 pair
32-34	Grommet only for above brackets, rubber, passenger (2 required)	18-14550-G	2.95
35-36	Starter cable bracket, holds 48-14300 under floor, with rubber grommet, V8	48-14550	9.00

Starter to Switch, Solenoid Cables

Original style cables have correct ends & woven braid cover.



32-34	8-1/4", 4 cylinder, Model B, like original, except no "Ford" script, passenger & commercial, V8 truck	B-14431	11.70
32-36	32", like original, except no "Ford" script, passenger & commercial.	18-14431-S	14.25
37-48	18", like original, except no "Ford" script, passenger & commercial.	1GA-14431-S	10.95
37-48	18", replacement, passenger & commercial	1GA-14431	5.50

Battery Cable Grommet & Holder



32-34	Battery cable thru frame rubber grommet (4 required)	18-14433	4.75
35-37	Battery cable holder, with "Ford" script, mounts at transmission under oil sending unit.	48-14433	4.85

Battery Ground Straps



32-36	17-5/8", except 35, like original, except no "Ford" script, all 42-48 6 cylinder	40-14301	16.75
35-36	11-1/2", like original, except no "Ford" script	48-14301	8.00
37-39	9-11/16", like original, except no "Ford" script, passenger, 39 Standard	78-14301	11.95
19-48	7-3/4", replacement	A14301	7.25
32-48	11", replacement	B11-14301	6.75
32-48	17", replacement	B17-14301	8.65

Firewall to Engine Ground Straps

These are braided cables with lug ends.



37-48	10", original design	91A-14303	10.95
37-48	8-1/2", replacement design	91A-14303-R	6.95

Rear License Light Connection Wires



38-48	Connects to main harness thru trunk lid to license light, passenger cars & Mercury with trunks, 47-48 Sportsman Coupe, except station wagon.	91A-14415	7.85
1941	Passenger & Mercury coupe & convertible only	11A-14415	14.75

Coil to Distributor Wires



1932	23-1/2", 4 cylinder, Model B, high tension, passenger & pickup (shown).	B-14302	8.75
33-34	27", 4 cylinder, Model B, passenger & pickup.	46-14302	12.75
42-47	27", 8 cylinder, low tension, passenger & pickup (shown).	21A-14302	5.95
47-48	11-1/2", 8 cylinder, low tension, passenger & pickup (shown).	7RA-14302	3.75
41-47	22", 6 cylinder "G" engine, passenger & pickup.	2GA-14302	5.75
47-51	7", 6 cylinder "H" engine, passenger & pickup.	7HA-14302	3.75

Fuse Block to Voltage Regulator Wire



1938	55-1/2", for 81A-14401-B dash wire, passenger & pickup.	81A-14419	39.50
------	---	-----------	-------

Generator to Voltage Regulator Harnesses




41-48	With heater or radio, V8, passenger & Mercury, Sedan Delivery & pickup.	11A-14305	25.50
41-48	6 cylinder, passenger & Sedan Delivery.	1GA-14305	43.95



Horn Button Contact Wires

This wiring goes down inside the steering column.



- 1940 56", passenger, 40-47 pickup 01A-14308 27.95
- 1941 62", passenger, 42-48 Super Deluxe,
41-48 Mercury 11A-14308 4.50
- 42-48 62", passenger, Special & Deluxe. 21A-14308 3.95

Oil Sender to Cowl Wire Harness



- 41-48 8", V8, passenger & Mercury,
46-47 pickup & truck 11A-14322 4.50

Columbia Overdrive Wire Harness



- 46-48 56-3/4", switch to solenoid, 4 wires,
passenger 51A-14333-C 19.75

Dome Light Wires



- 39-40 60", dome light wire, passenger,
1 wire (shown) 91A-14334-B 6.75
- 38-40 80-1/2", dome light to switch wire,
passenger, 1 wire 78-14335-B 10.75
- 41-48 77", dome switch to fuse block wire,
passenger, **except** convertible &
station wagon (shown) 11A-14334-B 10.75
- 41-48 75-1/2", dome light wire, all closed cars,
1 wire, passenger & Mercury,
except convertible & station wagon,
37-38 closed cab pickup &
Panel Delivery 11A-14335-B 6.15
- 41-48 100", dome light wiring, station wagon,
2 wires (shown) 11A-14335-C 29.75

Convertible Top Wiring Harnesses



- 1941 20-1/2", convertible, 46-48 Sportsman,
connects cowl dash harness to rear quarter
window regulator, 4 wires 11A-14339 129.95
- 46-48 20-1/2", switch to circuit
breaker, 4 wires 51A-14339 16.75

Starter Solenoid to Top Pump Wires



- 46-48 29" long, passenger &
Mercury convertible 51A-14506 12.95
- 46-48 32" long 51A-14506-32 14.75

Temperature Sender Wires

This wire connects both side temperature sending units.



- 40-48 13", passenger, 46-48 Mercury,
41-47 pickup, V8 51A-14432 4.25
- 1941 5", 6 cylinder, passenger 1GA-14432 2.75

Horn Motor Wires

This is the short pigtail that comes out of each horn & plugs into the main wiring harness.




- 33-35 22-3/4", horn motor wire harness,
with loom, passenger,
33-34 commercial & pickup 46-14436 8.75
- 36-37 11", horn motor wire harness,
also 38-47 pickup & truck,
except C.O.E., connects horn to
headlight harness 68-14436-A 6.50

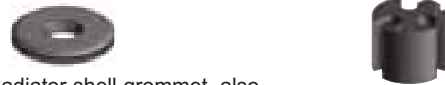


- 35-37 30", horn wire with loom,
pickup & truck 50-14436 10.75
- 39-47 13-1/2", horn wire, passenger,
40-46 Mercury 09B-14436 4.75

Headlight Conduit Set & Parts



- 28-32 Headlight conduit set, (2) headlight
(1) horn, stainless steel, also
32-34 pickup A14578S 9.75 set



- 1932 Radiator shell grommet, also
32-34 pickup (2 required) B-14567-C 2.95
- 28-32 Headlight plastic plug, 3 hole type,
passenger, 32-34 pickup
(2 required) B14584 0.75



- 37-48 Headlight conduit repair kit, 3 pieces,
internal & external collars with loom,
passenger, 40-47 pickup V14597A 20.25 kit



Cloth Wiring (Primary Wiring) (as required)

16 gauge cloth covered primary wire, sold by the foot. Please specify the length in feet you require.



- ALL Blue CLOTHWIRE/BLU 0.50 foot
- ALL Green CLOTHWIRE/GRN 0.50 foot
- ALL Red CLOTHWIRE/RED 0.50 foot



- ALL Yellow CLOTHWIRE/YLW 0.50 foot
- ALL Black CLOTHWIRE/BLK 0.50 foot



- ALL Black with green tracer CLOTHWIRE/BG 0.50 foot
- ALL Black with red tracer CLOTHWIRE/BR 0.50 foot
- ALL Black with yellow tracer CLOTHWIRE/BY 0.50 foot

Wire Loom (as required)

This tar coated flexible cloth tubing will hide those bundles of wires & protect them at the same time. Wire loom is sold by the foot. Please specify the length in feet you require.



- ALL 1/4" ID, black flexible cloth V14597B 0.50 foot
- ALL 5/16" ID, black flexible cloth V14597C 0.60 foot
- ALL 1/2" ID, black flexible cloth V14597D 0.75 foot

Wire Connectors & Frame Wire Clips



- 28-72 Male wire nipple, solder-on type, bullet-shaped (10+ required) A14461 0.25
- 28-72 Female wire connector sleeve, black, used to connect harness (20+ required) A14487 0.45
- 38-48 Female wire connector sleeve, brown, large size (3 required) 81A-14487 2.25



- 28-55 Wire clip on frame, 1/2" x 1.60" long, 10-piece set A14585S 1.75 set
- 28-55 Same as above, **except** sold each (as required) A14585 0.25
- 28-47 Wiring clip, for numerous applications, including dash, windshield & light switch to frame wiring (as required) A14577A 1.95
- 28-48 Wiring clip, for numerous applications, including headlight to frame, speedometer cable & forward frame rails & crossmember wiring (as required) A14565 2.15

Fuse Block Assembly



- 32-34 Fuse block assembly B-14525 8.50

Firewall Grommet & Choke Throttle Grommets



- 1932 Firewall grommet set, 11 pieces B-700731 14.85 set



- 1932 Wire loom rubber grommet thru firewall, included in set above B-14603 1.75



- 33-34 Firewall rubber grommet set, 5 pieces 40-14600-ST 7.95 set
- 33-34 Wire loom rubber grommet thru firewall, included in set above 40-14603 1.50



- 35-48 Grommet for dash wires on firewall, rubber, all 48-14603 4.90



- 32-48 Choke & throttle rod rubber grommet at firewall, passenger, 32-50 & 53-56 pickup (2 required) B-14605 1.95

Firewall Speedometer Cable Grommets



- 33-39 Speedometer firewall grommet 48-17265 2.95
- 1940 Speedometer cable & emergency brake firewall grommet 01A-17265 5.75
- 41-48 Speedometer cable & emergency brake firewall grommet, passenger, 40-41 pickup & Sedan Delivery 11A-17265 5.75
- 42-47 Speedometer cable & wiper hose firewall grommet, pickup 21C-17265 4.65



CLOCK & CIGAR(ETTE) LIGHTER PARTS

Dashboard Clock

1940 Replacement style, fits in the glove box door like the original, requires mounting kit 01A-15001-B (not currently being reproduced), looks like the original, **except** it has a sweeping second hand (set from behind & requires 1 AA battery (not included)). 01A-15002 70.00



Dashboard Clock Panel Bezels



1940 Die cast chrome, Deluxe 01A-9272-CPCD 18.75
 1940 Sand color plastic, you will need knob 01A-15032. 01A-15030 15.00

Clock Knobs



1938 Ivory, molded plastic 81A-15032 5.75
 1939 Yellow, molded plastic (shown) 91A-15032 7.75
 1939 Pink, molded plastic, Mercury 99A-15032 5.75
 1940 Sand, molded plastic (shown) 01A-15032 5.75

Clock Wires & Socket Parts



1937 35", 3 wires & 1 socket 78-15026 17.75
 1939 10", 3 wires & 1 socket, Mercury 99A-15026 14.75

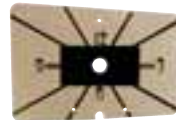


39-40 9", 2 wires & 1 socket, snap into clock side. 91A-15026-C 11.75
 1940 7", 3 wires & 1 socket, Mercury 09A-15026 12.10
 42-48 9", 2 wires & 2 sockets, snap into clock side. 21A-15026-B 13.75
 46-48 11", 3 wires, 2 sockets & 1 fuse 59A-15026-B 47.95

Dashboard Clock Faces



35-E36 Gray 48-15034-G 9.75
 L36 Brown 68-15034-G 9.75



1940 Westclock brand, tan with brown text, includes gasket. 01A-15034-W 9.75
 1940 New Haven brand, tan with brown text 01A-15034-N 9.75

Mirror Clock Faces



32-35 Round, black with silver text B-15034 9.75
 1936 Round, silver with brown text 68-15034 9.75

Cigar(ette) Knobs

These two knobs have correct appearance but are non-functional & must use B-15055-R element listed below.



1932 Brown swirled, small green eye B-15053-R 28.75
 33-34 Brown swirled, large green eye. 40-15053-R 29.75

All 1935-1948 knobs listed below have studs so they will fit 11A-15055 element listed below, unless otherwise noted.



1935 Maroon, Standard 48-15053-AR 9.75
 1935 Ivory, Deluxe 48-15053-BR 9.75
 E36 Dark brown, Standard 68-15053-AR 9.75
 E36 Light gray, Deluxe 68-15053-BR 9.75
 L36 Red brown, Standard & Deluxe 68-15053-CR 9.75



1937 Light brown, Standard 78-15053-AR 9.75
 1937 Yellow-brown, Deluxe 78-15053-BR 9.75
 1938 Ivory pink, passenger, no stud 81A-15053 7.75
 1939 Yellow-brown, passenger, no stud 91A-15053 7.75
 1940 Sand, Standard, no stud 01A-15053-A 9.50



1940 Maroon, white trim, Deluxe 01A-15053-B 9.50
 1940 Dark blue, Mercury, no stud 09A-15053 9.50
 1941 Tan, all styles. 11A-15053 12.25
 1942 Maroon, Special 21A-15053-A 8.95
 1942 Butterscotch, red trim, Deluxe. 21A-15053-B 7.75



1946 Chocolate, Deluxe. 51A-15053-A 7.75
 1946 Blue-gray, Super Deluxe 51A-15053-B 7.75
 1946 Gray-tan, convertible. 51A-15053-C 7.75
 47-48 Gray-tan, black trim, all styles. 6A-15053 7.75

Cigar(ette) Elements & Wells



32-34 For original knobs with elements, functional unit B-15055 34.95
 32-34 For above non-functional knobs, without wiring, for looks only. B-15055-R 29.25
 35-48 For studded cigarette knobs, replacement style 11A-15055 22.00

Call (800) 777-0948 to Place Your Order, or Order Online at macsautoparts.com

Shop online TODAY for our selection of more than 75,000 parts for your vehicles!



Fiberglass Front Fenders

These front fiberglass fenders are the finest available. They are hand laminated with fiberglass matting & special resins to achieve optimum strength, durability & resistance to warping. Not all fenders are stocked. Non-stocked fenders are a special order. Please allow 2-4 weeks for special order delivery. Painted or otherwise modified fenders are not returnable.

Right



1932		Passenger & pickup	V16005AR	364.00
1932		6" well	V16005BR	454.00
1932		8" well	V16005CR	454.00
33-34		Pickup & panel truck	V16005DR	364.00
33-34		Pickup, 6" well	V16005ER	454.00
33-34		Pickup, 8" well	V16005FR	454.00
1933		Passenger, fits 33 grille	V16005GR	364.00
1934		Passenger, fits 34 grille	V16005HR	364.00
35-37		Pickup, 1/2 ton & panel	V16005IR	469.00
1935		Passenger	V16005JR	469.00
1936		Passenger	V16005KR	469.00
1937		Passenger	V16005LR	469.00
38-39		Pickup	V16005OR	469.00
1939		Standard & 38 Deluxe	V16005QR	469.00
40-41		Pickup & panel	V16005MR	469.00
1940		Passenger, 39 Deluxe & 40-41 Sedan Delivery	V16005NR	469.00

Right Inner Panel

1933		Passenger	V16005GRI	129.00
1934		Passenger	V16005HRI	129.00
35-36		Pickup, 1/2 ton & panel	V16005IRIA	129.00
1937		Pickup, 1/2 ton & panel	V16005IRIB	129.00
1935		Passenger	V16005JRI	129.00
1936		Passenger	V16005KRI	149.00
1937		Passenger	V16005LRI	184.00
1939		Standard & 38 Deluxe	V16005QRI	174.00
1940		Coupe, Sedan & convertible, 40-41 Sedan Delivery, 39 Deluxe & 40-41 pickup	V16005NRI	174.00

Right Extension

1936		Extension inner panel, passenger	V16005KRP	49.00
1936		Grille extension, passenger	V16005KRE	164.00
38-39		Grille extension, pickup	V16005ORE	155.00

Steel Front Fenders & Well

Made in the U.S.A. with 19 gauge die stamped one-piece steel as original. They are also wire beaded & serrated. Most mounting holes drilled. Like any new steel body part, some fitting might be required. This is true when aligning with other reproduction sheet metal, or even 75 year old used Ford parts.

1932		Front fenders, steel, 100% authentic, all	B-16005/6	1195.00 pair
33-34		Front fenders, steel, 100% authentic, passenger	40-16005/6-B	1025.00 pair
1932		Spare tire fender well, steel, with drain hole (1 or 2 required) (shown)	B-16031	32.00



All the front fenders listed with this symbol , must be shipped by truck. See note below concerning truck shipping & boxing information.

Because of the size of these fenders, additional shipping charges will be incurred.

FENDER SHIPPING & BOXING INFORMATION:

All fenders are shipped in boxes to avoid damage. The front fender boxes are large & cannot be shipped by U.P.S. They are shipped by truck. There is a special fender boxing charge of \$5.00 per fender with minimum boxing charge of \$10.00. The truck delivery charges are C.O.D. & run from approximately \$100.00 to \$150.00. The fenders must be prepaid & cannot be sent by C.O.D. (Shipping fees will apply to fenders picked up at store as well).

Left



1932		Passenger & pickup	V16005AL	364.00
1932		6" well	V16005BL	454.00
1932		8" well	V16005CL	454.00
33-34		Pickup & panel truck	V16005DL	364.00
33-34		Pickup, 6" well	V16005EL	454.00
33-34		Pickup, 8" well	V16005FL	454.00
1933		Passenger, fits 33 grille	V16005GL	364.00
1934		Passenger, fits 34 grille	V16005HL	364.00
35-37		Pickup, 1/2 ton & panel	V16005IL	469.00
1935		Passenger	V16005JL	469.00
1936		Passenger	V16005KL	469.00
1937		Passenger	V16005LL	469.00
38-39		Pickup	V16005OL	469.00
1939		Standard & 38 Deluxe	V16005QL	469.00
40-41		Pickup & panel	V16005ML	469.00
1940		Passenger, 39 Deluxe & 40-41 Sedan Delivery	V16005NL	469.00

Left Inner Panel


1933		Passenger	V16005GLI	129.00
1934		Passenger	V16005HLI	129.00
35-36		Pickup, 1/2 ton & panel	V16005ILIA	129.00
1937		Pickup, 1/2 ton & panel	V16005ILIB	129.00
1935		Passenger	V16005JLI	129.00
1936		Passenger	V16005KLI	149.00
1937		Passenger	V16005LLI	184.00
1939		Standard & 38 Deluxe	V16005QLI	174.00
1940		Coupe, Sedan & convertible, 40-41 Sedan Delivery, 39 Deluxe & 40-41 pickup	V16005NLI	174.00

Left Extension

1936		Extension inner panel, passenger	V16005KLP	49.00
1936		Grille extension, passenger	V16005KLE	164.00
38-39		Grille extension, pickup	V16005OLE	154.00



Front Fender Mouldings



- | | | |
|-------|---|------------|
| 1936 | Set, between front fender & horn apron, 4 pieces, stainless steel, pre-formed .68-16000 | 43.50 set |
| 47-48 | Lower front, stainless steel, passenger, pre-formed. 6A-16168/9 | 62.00 pair |
| 47-48 | Right front, will fit 46 without groove, stainless steel, pre-formed 6A-16003 | 55.95 |
| 47-48 | Same as above, except left front 6A-16004 | 55.95 |

Front Fender Mounting Kits

These mounting kits attach the fender to the frame & splash apron. The hardware in them is correct, down to the proper finish. 1 kit does both front fenders.



- | | | |
|-------|---|-----------|
| 1932 | 47 pieces, passenger 18-16005-MB | 24.75 kit |
| 33-34 | 148 pieces, passenger (shown) 40-16005-MB | 50.25 kit |
| 33-34 | 47 pieces, pickup & panel truck. 46-16005-MB | 24.75 kit |
| 35-36 | 134 pieces, passenger 48-16005-MB | 50.25 kit |
| 35-37 | 150 pieces, pickup 50-16005-MB | 31.00 kit |
| 1937 | 84 pieces, passenger 78-16005-MB | 37.25 kit |
| 1938 | 70 pieces, passenger, 39 Standard. 81A-16005-MB | 31.00 kit |
| 1940 | 96 pieces, passenger, 39 Deluxe 01A-16005-MB | 50.25 kit |
| 1941 | Passenger 11A-16005-MB | 40.95 kit |
| 46-48 | 117 pieces, passenger 69A-16005-MB | 50.25 kit |

Fender Bolts & Washers

- | | | |
|------|---|----------|
| 1932 | Front fender to frame screws, 8 pieces V80015 | 2.50 set |
|------|---|----------|



- | | | |
|-------|---|-----------|
| 35-36 | Washer kit, 1-1/2" diameter steel washers, 1-5/8" rubber washers, 56 pieces, will fit all body styles 48-16008-SK | 9.75 kit |
| 39-40 | Washer kit, 60 pieces, rubber & metal. 91A-16008-SK | 13.95 kit |



- | | | |
|-------|---|-----------|
| 1940 | Fender to apron bolt set, 8 pieces, special low head, raven finish, like the originals, passenger, 39 Deluxe, 40-41 pickup 20367-S2 | 9.75 set |
| 46-48 | Fender to grille clip set, closes the gap between the grille & fender, 4 clips & hardware 51A-16046-K | 23.25 set |

MAC's Best Seller

Fender Welting

If you are totally restoring your car, or simply doing a repaint, the job is not quite complete without the highly visible fender welting. This finishing touch, now available in original black or chrome-like appearance, not only looks great, but protects the vulnerable fender-to-body seam from dirt & corrosion. 25' roll, enough for one car, 3/16" bead.



- | | | |
|-------|--|------------|
| 28-56 | Black coated finish, crushed grain A16070B | 8.50 roll |
| 28-56 | Chrome-like finish A16070C | 21.75 roll |

Large Front Fender Braces



- | | | |
|-------|---|-----------|
| 1932 | Right or left, stamped steel, all (2 required) B-16025 | 33.50 |
| 33-34 | Right, stamped steel, painted black, passenger 40-16047-B | 45.00 |
| 33-34 | Left, stamped steel, painted black, passenger 40-16048-B | 45.00 |
| 1936 | Right, stamped steel, passenger, 2 pieces 68-16047 | 59.95 set |
| 1936 | Left, stamped steel, passenger, 2 pieces 68-16048 | 59.95 set |

Front Fender to Fender Brace Bolt Sets (1 or 2 sets required)

28-32 have 1 large front brace, they require 1 set. 33-34 have 1 large & 1 small front brace, they require 2 sets.



- | | | |
|-------|--|----------|
| 28-34 | Black oxide, 6 pieces A16100MB | 1.25 set |
| 28-34 | Same as above, stainless steel, shown (2 required) A16100MBS | 1.85 set |

Large Front Fender Brace Reinforcement Brackets



- | | | |
|-------|---|-------|
| 33-34 | Right or left, passenger (2 required) 40-16067-B | 8.25 |
| 35-38 | Right, frame to main brace, passenger, 39 Standard, 35-39 pickup 48-16067 | 10.35 |
| 35-38 | Same as above, except left 48-16068 | 10.35 |



- | | | |
|-------|--|------------|
| 1939 | Right & left, Deluxe 91A-16067-PR | 27.25 pair |
| 1940 | Wescott beefed-up street rod version, mounts to front crossmember & cross braces inner fender, passenger, 39 Deluxe & 40-41 pickup. 01A-16067-SR | 108.50 |
| 40-41 | Right & left, front fender rear brace, die stamped as original, pickup 01C-16067-PR | 27.95 pair |



Small Front Fender Braces (2 required) _____

These are the brackets located at rear of front fenders, just in front of the running board.



- | | | | |
|-------|------------------------------------|-----------|-------|
| 33-34 | Right or left, passenger | 40-16025 | 23.75 |
| 35-36 | Right or left, passenger | 48-16025 | 23.75 |
| 35-37 | Right or left, pickup | 50-16025 | 23.75 |
| 37-39 | Right or left, Standard | 78-16025 | 23.75 |
| 38-39 | Right or left, pickup | 81C-16025 | 23.75 |

Front Fender Tie Brackets _____

Joins the two front fenders together below the grille.



- | | | | |
|-------|--|-------------|-------|
| 33-34 | Black, with hardware, passenger | 40-16088-B | 18.50 |
| 33-34 | Same as above, except chrome. | 40-16088-C | 22.25 |
| 33-34 | Same as above, except stainless steel | 40-16088-SS | 48.95 |

Front Fender Braces/Splash Shields _____

These fender braces mount at rear of fenders to add rigidity & protection from stone chips & dings.



- | | | | |
|------|--|-----------|------------|
| 1940 | Passenger, 39 Deluxe, 40-41 pickup | 91A-16094 | 69.75 pair |
|------|--|-----------|------------|



- | | | | |
|-------|---|-------------|------------|
| 42-48 | Passenger | 21A-16094 | 69.95 pair |
| 1941 | Front fender splash apron braces. | 11A-16094-A | 69.75 pair |

Trim, Moulding & Emblem Tool Set _____

Made of heavy-duty flexible plastic, so they won't break or scratch your paint job, these tools can be used on any trim work on your vehicle. There is a tool for almost any job you can think of, like removing moulding at the fastener point or glued-on weather stripping. The fine chisel-edged tools allow you to do it all without damage.



- | | | | |
|-----|-------------------------------|-----------|-----------|
| ALL | NEW 5 pieces | TOOL-TRIM | 14.95 set |
|-----|-------------------------------|-----------|-----------|

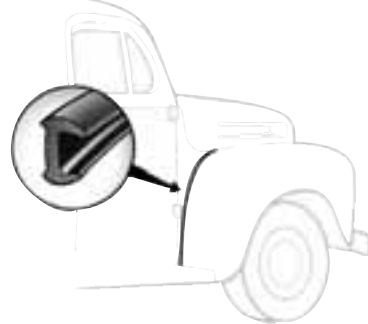
Splash Apron to Frame Rubber Bumper Sets _____

These bumpers fit into the holes of the apron to prevent it from bumping against the frame.



- | | | | |
|-------|---|-----------|----------|
| 1940 | 4 pieces, passenger, 39 Deluxe, 40-41 pickup, use with VM16082/3A listed on page 220. | 01A-16188 | 3.75 set |
| 42-48 | 6 pieces, passenger | 21A-16188 | 4.75 set |

Front Fender Anti-Squeak Rubber _____



- | | | | |
|-------|---|-----------|------------|
| 42-47 | Cowl to fender anti-squeak rubber, 28" long, pickup & panel | 21C-16068 | 14.85 pair |
|-------|---|-----------|------------|

Front Fender Horn Grille Parts _____



- | | | | |
|------|--|------------|-----------|
| 1936 | Horn grille pads, molded rubber, prevents paint chipping, passenger. | 68-16156-S | 6.75 pair |
| 1936 | Horn grille cover, stainless steel, passenger (2 required) | 68-16156-A | 18.00 |



- | | | | |
|------|--|-------------|-----------|
| 1936 | Horn grille turn signal kit, use with above, or mount behind your existing grilles, 12 volt. | 68-16156-TS | 89.75 kit |
|------|--|-------------|-----------|

Front Fender Scripts (Emblems) _____

Die cast chrome plated. Fits on left front fender below headlight.




- | | | | |
|-------|--|-----------|-------|
| 41-42 | "Super Deluxe", chrome plated. | 11A-16079 | 15.00 |
|-------|--|-----------|-------|



- | | | | |
|-------|--|-----------|-------|
| 46-47 | "Super Deluxe", chrome plated with red insert. | 51A-16079 | 15.00 |
|-------|--|-----------|-------|



Fiberglass Rear Fenders



OS All rear fenders are oversized & require additional shipping. The ones where you see a  must be shipped by truck. See below for more fender shipping information. ■ = These fenders will fit panel trucks with some minor trimming of the inside mounting flange.



Left



Right




1932 Coupe & Roadster	V16160AL	259.00
1932 Pickup, panel & station wagon	V16160BL	259.00
1932 Sedan & Phaeton	V16160CL	259.00
33-34 Coupe & Roadster	V16160DL	259.00
33-34 Sedan & Phaeton	V16160EL	259.00
33-34 Pickup & panel ■	V16160FL	259.00
33-34 Vicky, Super Deluxe & Sedan Delivery	V16160GL	259.00
1935 Coupe, Roadster & Cabriolet	V16160HL	379.00
35-37 Pickup & 1/2 ton panel ■	V16160UL	379.00
35-39 Sedan Delivery, except 38-39 wagon ■	V16160IL	379.00
1935 Sedan & Phaeton	V16160JL	379.00
1936  Coupe, Roadster & Cabriolet	V16160KL	379.00
1936 Sedan & Phaeton	V16160LL	379.00
1937 Coupe & Roadster	V16160ML	379.00
1937 Slantback Sedan & Phaeton	V16160NL	379.00
1937 Humpback Sedan & convertible	V16160OL	379.00
1938 Coupe, convertible & Phaeton	V16160VL	379.00
1938 Standard Sedan	V16160WL	379.00
39-40 Passenger & 1938 Deluxe Sedan, no tail light mount, smooth	V16160PL	379.00
38-41 Pickup, no dimple	V16160QL	459.00
38-41 Pickup, with spare tire dimple	V16160RL	459.00
1940 Use with 40 tail light	V16160SL	379.00
42-47  Pickup	V16160XL	445.00

1932 Coupe & Roadster	V16160AR	259.00
1932 Pickup, panel & station wagon	V16160BR	259.00
1932 Sedan & Phaeton	V16160CR	259.00
33-34 Coupe & Roadster	V16160DR	259.00
33-34 Sedan & Phaeton	V16160ER	259.00
33-34 Pickup & panel ■	V16160FR	259.00
33-34 Vicky Super Deluxe & Sedan Delivery	V16160GR	259.00
1935 Coupe, Roadster & Cabriolet	V16160HR	379.00
35-37 Pickup & 1/2 ton panel ■	V16160UR	379.00
35-39 Sedan Delivery, except 38-39 wagon ■	V16160IR	379.00
1935 Sedan & Phaeton	V16160JR	379.00
1936  Coupe, Roadster & Cabriolet	V16160KR	379.00
1936 Sedan & Phaeton	V16160LR	379.00
1937 Coupe & Roadster	V16160MR	379.00
1937 Slantback Sedan & Phaeton	V16160NR	379.00
1937 Humpback Sedan & convertible	V16160OR	379.00
1938 Coupe, convertible & Phaeton	V16160VR	379.00
1938 Standard Sedan	V16160WR	379.00
39-40 Passenger & 38 Deluxe Sedan, no tail light mount, smooth	V16160PR	379.00
38-41 Pickup, no dimple	V16160QR	459.00
38-41 Pickup, with spare tire dimple	V16160RR	459.00
1940 Use with 40 tail light	V16160SR	379.00
42-47  Pickup	V16160XR	445.00

Steel Rear Fenders

OS All rear fenders are oversized, US made & require additional shipping.

1932 Coupe & Roadster	B-16160/1-A	1045.00 pair
1932 Sedan	B-16160/1-B	1200.00 pair
33-34 Coupe, Roadster & Cabriolet (shown)	40-16160/1-A	950.00 pair
33-34 Sedan & Phaeton (shown)	40-16160/1-B	950.00 pair



FENDER SHIPPING & BOXING INFORMATION:

All fenders are shipped in boxes to avoid damage. The front fender boxes are large & cannot be shipped by U.P.S. They are shipped by truck. There is a special fender boxing charge of \$5.00 per fender with minimum boxing charge of \$10.00. The truck delivery charges are C.O.D. & run from approximately \$100.00 to \$150.00. The fenders must be prepaid & cannot be sent by C.O.D. (Shipping fees will apply to fenders picked up at store as well).

Call (800) 777-0948 to Place Your Order, or Order Online at macsautoparts.com

Shop online TODAY for our selection of more than 75,000 parts for your vehicles!



Rear Fender Guards



- 42-48 Rubber molded over steel, coupe, Sedan & convertible 51A-16349/50-A 73.95 pair
 42-48 Same as above, **except** stainless steel with a mirror-like finish 51A-16349/50-SS 170.00 pair

Fender Skirts

- 35-36 **OS** Rear fender skirts, fiberglass, great reproduction of the aftermarket bubble skirts, passenger, 38-47 pickup V16161A 685.00 pair



- 37-40 **OS** Teardrop fender skirts, fiberglass, great reproduction of the aftermarket bubbled skirts, passenger V16161B 685.00 pair
 37-40 **OS** Teardrop fender skirts, die-stamped steel, primered, a faithful reproduction of the "Foxcraft" style aftermarket teardrop bubble skirts, passenger V16161BS 429.00 pair

Fender Skirt Seal

- 40-48 Fender skirt seal, rubber, fits between skirt & body, 126", use on original skirts only, passenger 01A-18990 9.50 pair



Rear Fender Mounting Kits

These mounting kits attach the fender to the body frame. The hardware in them is correct, down to the proper finish. 1 kit does both rear fenders.



- 1932 Coupe & Roadster B-16160-MBA 34.75 kit
 1932 Sedan, Phaeton & Victoria B-16160-MBB 34.75 kit
 1932 Station Wagon & Panel Delivery B-16160-MBC 34.75 kit
 33-34 Coupe & Roadster 40-16160-MBA 40.95 kit
 33-34 Sedan & Phaeton 40-16160-MBB 40.95 kit
 33-34 Pickup & Panel Delivery 46-16160-MB 21.00 kit
 35-36 Passenger 48-16160-MB 40.95 kit
 35-41 Pickup 50-16160-MBA 21.00 kit
 35-39 Sedan Delivery 50-16160-MBB 37.25 kit
 35-39 Standard Station Wagon 50-16160-MBC 21.00 kit
 37-38 Coupe, Roadster & Cabriolet 78-16160-MBA 40.95 kit
 37-38 Sedan, Phaeton & 4-door convertible 78-16160-MBB 40.95 kit
 39-40 Passenger 91A-16160-MB 40.95 kit
 39-40 Mercury 99A-16160-MB 40.95 kit
 1940 Station Wagon, 39 Deluxe 01A-16160-MB 23.50 kit
 41-48 Ford & Mercury, with self tapping bolts 11A-16160-MBA 37.25 kit
 41-48 Ford & Mercury, with cage nuts 11A-16160-MBB 40.95 kit

Rear Frame Horn Covers & Apron Channel Seals



- 1932 Rear frame horn cover, gas tank apron, die stamped steel, passenger, includes rubber bumper & channel seals B-16399 155.00 pair
 1932 Channel seal & rubber bumper kit, 5 pieces, passenger, included with B-16399 B-16398 5.75 kit

Rear Fender Mouldings



- 47-48 Right rear, stainless steel, rear fender, pre-formed, not for Sportsman, Sedan Delivery or station wagon, will fit 46 without the groove in the moulding 6A-16196-A 62.00
 47-48 Same as above, **except** left rear 6A-16197-A 62.00

Rear Fender Repair & Brace Panels



- 35-40 Right rear fender repair section, stamped steel, passenger 48-16160-RP 99.50
 35-40 Same as above, **except** left rear 48-16161-RP 99.50
 41-48 Right rear fender brace panel, stamped steel, passenger, Deluxe & Super Deluxe, **except** 41-48 Sedan Delivery, 41-42 station wagon & 46-48 Sportsman 11A-16340-A 37.50
 41-48 Left rear fender brace panel, stamped steel, passenger, **except** Sedan Delivery & station wagon 21A-16341-A 55.95
 41-48 Left rear fender brace panel seal, foam rubber, passenger, **except** Sedan Delivery & station wagon also fits both sides of the radiator deflector pans 21A-8104-R 9.50

Rear Fender Braces (2 required)



- L32-34 **NEW** Right or left, painted black, pickup B-16180 27.25
 33-34 Right or left, passenger, **except** Victoria, Sedan Delivery & station wagon 40-13463 19.75
 35-36 Right or left, passenger, 37-38 Sedan Delivery 48-16180 23.75
 35-36 Right or left, pickup & panel 50-16180 23.75




- 1937 **NEW** Right or left, painted black, pickup 67-16180 27.25
 37-41 Right or left, passenger, **except** station wagon, 40-41 Sedan Delivery 78-16180 23.25
 38-41 Right or left, pickup 81C-16180 23.75



REAR FENDER & PARTS

Rear Fender Brace Hardware



- 35-36 Mounting bolts, duplicate of original, 5/16" x 24, cadmium plated (as required)48-16007-S 0.70
- 37-40 Hardware kit, fender braces, 1 kit does both rear fenders 78-16341-HK 8.75 kit

Rear Fender to Body Clip Kit



- 39-40 Special clips that fit in the rear wheel well to fasten rear fenders to the body, 18 pieces, passenger01A-16009-K 39.75 kit

SPLASH SHIELDS

Radiator Splash Shields, Steel & Fiberglass



- 1932 Radiator splash shield, steel, die stamped, passenger & pickup. B-16527 35.95
- 1932 Radiator splash shield, steel, die stamped, chopped 3", for road clearance on lowered cars B-16527-CHP 28.50



- 33-34 Radiator splash shield, fiberglass, pickup & panel. 46-16527-FG 119.00



- 1932 Radiator splash shield & bumper brace mounting kit, original style, 18 pieces, passenger 18-17766/67-S 12.50 kit



- 1932 Radiator splash shield anti-rattle kit, die cut felt, includes 2 rivets, passenger, 32-34 pickup. B-16527-FB 5.75 kit
- 1932 Radiator splash shield screw kit, stainless steel, 10 pieces V80017 1.95 kit

Radiator & Cross Member Splash Shields



- 33-34 Radiator lower tank splash shield, unpainted steel, passenger, fits under the distributor behind the radiator 40-16550 35.25



- 1936 Radiator shell to cross member shield assembly, unpainted steel. 68-16554 62.00
- 1936 Grille lower shield, fiberglass, pickup & commercial, stock 77-16554-F 94.00



- 1937 Grille to crossmember shield, fiberglass, passenger 78-16550-F 98.50
- 1940 Grille to crossmember shield, fiberglass, passenger, Standard & 39 Deluxe, 40-41 pickup 01A-16550-F 129.00



Running Boards

OS - All running boards are oversized & additional shipping charges will be incurred.

Steel Running Boards, Complete Covered

These running boards come complete with rubber matting bonded onto the steel. Correct in every detail, they're as good looking as they are functional.



1932 Passenger & pickup B-16450-COMP 580.00 pair



33-34 Passenger 40-16450-COMP 890.00 pair



35-36 Passenger 48-16450-COMP 1200.00 pair



37-38 Passenger, 39 Standard 78-16450-COMP 1200.00 pair



1940 Passenger, 39 Deluxe 91A-16450-COMP 1200.00 pair



1941 & 1942-48 steel only or covered running boards are currently not available.

Steel Running Boards, Uncovered

For stock look you will need to order the rubber covers listed on this page. "Smoothie" are street rod style & shouldn't have rubber covers applied.



1932 Stock type, passenger & pickup B-16450 204.75 pair
 1932 "Smoothie," passenger & pickup B-16450-SM 204.75 pair



35-36 Stock type, passenger 48-16450 232.75 pair
 35-36 "Smoothie," passenger 48-16450-SM 232.75 pair

Running Board Rubber Cover Kits

Top quality rubber, includes glue & instructions.



1932 Passenger & pickup B-16450/1-C 194.00 kit



33-34 Passenger 40-16450/1-C 194.00 kit



35-36 Passenger 48-16450/1-C 194.00 kit



37-38 Passenger, 39 Standard 78-16450/1-C 194.00 kit



1940 Passenger, 39 Deluxe & 40-41
 Sedan Delivery 91A-16450/1-C 234.00 kit



1941 Passenger 11A-16450/1-C 194.00 kit



42-48 Passenger 21A-16450/1-C 194.00 kit

Pickup & Panel Truck Running Boards

Steel



33-34 Die stamped steel, diamond,
 pattern, pickup. 46-16450 360.00 pair

Fiberglass

81C-16450-LF thru 01C-16450-RF running boards have stock type ribs molded in.

35-37 Left, pickup & panel truck 50-16450-LF 344.00
 35-37 Right, with dimple for spare tire,
 pickup & panel truck 50-16450-RF 344.00
 38-39 Left, pickup & panel truck 81C-16450-LF 344.00
 38-39 Right, pickup & panel truck 81C-16450-RF 344.00
 40-41 Left, pickup & panel truck 01C-16450-LF 344.00
 40-41 Right, pickup & panel truck 01C-16450-RF 344.00



Running Board Bolt Kits & Grommets



- 1932 Running board bolt kit, 118 pieces, passenger & pickup (shown) B-16450-MB 17.50 kit
- 33-34 Running board bolt kit, 114 pieces, passenger 40-16450-MB 14.75 kit
- 33-34 Running board bolt kit, 124 pieces, pickup & Panel Delivery 46-16450-MB 34.75 kit
- 35-36 Running board bolt kit, 100 pieces, for frames with round holes, passenger 48-16450-MB 37.25 kit
- 35-36 Running board bolt kit, 122 pieces, for frames with square holes, passenger 48-16451-MB 37.25 kit
- 35-41 Running board bolt kit, 112 pieces, pickup 50-16450-MB 35.95 kit
- 37-38 Running board bolt kit, 134 pieces, passenger, 39 Standard 78-16450-MB 40.95 kit
- 1940 Running board bolt kit, 123 pieces, passenger, 39 Deluxe 01A-16450-MB 40.95 kit
- 39-40 Running board bolt kit, 94 pieces, Mercury 99A-16450-MB 37.25 kit



- 35-48 Running board bolt, attaches board to frame, correct style, 5/16"-24 x 3/4" (as required) 78-16563 0.85



- 42-48 Running board to frame rubber grommet & metal washer kit, 48 pieces, passenger 21A-16458-S 15.95 kit

Running Board Trim

- 35-36 Stainless steel, passenger 48-16462 98.00 pair
- 37-38 Stainless steel, passenger, 39 Standard . . 78-16462 98.00 pair
- 47-48 Stainless steel, passenger, will also fit 42-46, but is not correct 6A-16466/7 93.50 pair

Running Board Brace Sets

These heavy duty braces are die-stamped & painted black.



- 1932 4 pieces, passenger & pickup B-16489-S 31.50 set



- 33-34 4 pieces, passenger 40-16489-S 31.50 set

PARTS DELIVERED RIGHT TO YOUR DOOR!

ORDER:

- ONLINE AT: macsautoparts.com
- by E-MAIL: customerservice@macsauto.com
- by PHONE: (716) 210-1340 or (800) 777-0948
- by 24 HOUR FAX: (716) 210-1370





Speedometer Cluster, Rebuilt

You will need to send in your instrument cluster for rebuild, there are no surplus cores available. The rebuild consists of the following:

- Speedometer repair & calibration
- Gauge cluster refurbishment
- Bezel replating

The unit will be bench tested before it is returned to you. Please note, the speedometer cluster includes: the speedometer housing, fuel, oil, temperature & battery gauges.



- | | | |
|--|--------------|--------|
| 1940 Standard | .01A-17255-A | 450.00 |
| 1940 Deluxe | .01A-17255-B | 450.00 |
| 41-47 Pickup, 3-speed transmission | .11C-17255-A | 475.00 |

Speedometer Face Plate & Decals



- | | | |
|--|---------|-------|
| 1932 Face plate, metal, 90 MPH, "Stewart Warner" script, passenger, 32-34 pickup | B-17255 | 19.75 |
|--|---------|-------|



- | | | |
|--|--------|----------|
| 1940 Mileage wheel decal set | DF1301 | 4.25 set |
|--|--------|----------|



- | | | |
|---|-------|----------|
| 41-47 Gauge decal set, includes oil, amp, temp & fuel, pickup | DF883 | 8.25 set |
|---|-------|----------|



- | | | |
|---|--------|------|
| 42-47 Face plate decal, 1-1/2 ton truck | DF1354 | 8.25 |
|---|--------|------|

Speedometer Cables



- | | | |
|---|----------|-------|
| 30-48 With vinyl casing, passenger, 32-47 pickup, 70" long, 1/4" OD cable, square end. | A17260RE | 15.95 |
| 30-48 With steel casing, passenger, 32-47 pickup, 61-1/2" long, 1/4" OD cable, square end, check length—many 35-48 require 48-17260 longer version listed below | A17260B | 26.00 |
| 35-48 With steel casing, passenger, 35-47 commercial, 71" long, 1/4" OD cable, square end | 48-17260 | 39.00 |

Speedometer Cable Bracket



- | | | |
|---|-----------|------|
| 39-40 Bolt on bottom of crossmember, passenger, 39-41 pickup. | 99A-17263 | 9.75 |
|---|-----------|------|

Speedometer Cable Lube



- | | | |
|--|---------|------|
| ALL Special, graphite type, 1/2 fluid oz | A17260L | 2.50 |
|--|---------|------|

Speedometer Parts



- | | | |
|--|---------|-------|
| 28-48 Gear case housing, passenger, 32-41 pickup | A17271H | 46.50 |
| 28-48 Drive gear shaft, square hole, passenger, holds gear in position in case, 32-41 pickup | A17273B | 12.40 |
| 28-48 Drive gear shaft retainer, use with A17273B listed above, passenger, 32-41 pickup | A17274B | 1.20 |



- | | | |
|---|--------|------|
| 28-48 Gasket for speedometer gear case, passenger, 32-41 pickup. | B17275 | 0.30 |
| 28-48 Snap ring for speedometer gear, passenger, 32-41 pickup. | A17286 | 0.75 |
| 28-48 Speedometer gear thrust washer, fits on the driveshaft, passenger, 32-41 pickup | B17290 | 1.70 |

Speedometer Cable Grommets




- | | | |
|---|-----------|------|
| 35-36 Speedometer cable firewall grommet, passenger | 48-17265 | 2.95 |
| 1940 Speedometer cable & emergency brake firewall grommet, passenger. | 01A-17265 | 5.75 |
| 41-48 Speedometer cable & emergency brake firewall grommet, passenger, 40-41 pickup & Sedan Delivery. | 11A-17265 | 5.75 |
| 42-47 Speedometer cable & wiper hose firewall grommet, pickup. | 21C-17265 | 4.65 |



Electric Wiper Motor Conversion Kits

These electric wiper motor conversion kits are designed to bolt in place of the stock vacuum wiper motor, using your existing linkage. The motor is heavy duty, 2-speed & self-parking. Kit includes mounting brackets, dash mount switch, fuse & instructions. Will not work on cars with original radios.



- 37-39 12 volt, convertible & station wagon . . . 78-17508-12 269.95 kit
- 1939 12 volt, passenger 91A-17508-12 269.95 kit



- 1940 6 volt, passenger 01A-17508-6 157.75 kit
- 1940 12 volt, passenger 01A-17508-12 147.50 kit



- 41-42 6 volt, passenger 11A-17508-6 157.75 kit
- 41-42 12 volt, passenger 11A-17508-12 147.50 kit



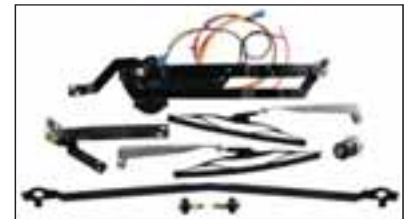
- 46-48 6 volt, passenger 51A-17508-6 157.75 kit
- 46-48 12 volt, passenger 51A-17508-12 147.50 kit

"Clean Wipe" Complete Electric Wiper System

This is a complete windshield wiper package designed to replace vacuum wipers with a linkage-driven system, powering two wiper blades & one electric motor. Includes linkage arms, wiper transmission, arms, blades & a drill jig for making a hole on the passenger side.



- 32-34 12 volt, pickup B-17508-12CW 442.50



- 35-36 **NEW** 12 volt, passenger 48-17508-12CW 442.50
- E37 12 volt, Sedan & Coupe 78-17508-12CW 442.50



- L37-38 12 volt, Sedan & Coupe 81A-17508-12CW 442.50



- 40-47 12 volt, pickup 79A-17508-12CW 420.00

Electric Wiper Motors & Parts

These wiper motors require mounting modifications. They will not fit original mounting holes. They are a universal application motor & are not original in design or installation.



- 28-39 Electric wiper motor, 6 volt, stainless steel, replacement type, includes mounting kit listed below. A17508E6 41.95
- 28-39 Same as above, **except** 12 volt A17508E12 40.75



- 28-39 Universal wiper arm & 10" blade, stainless steel, required for above motors B17509ES 10.50



- 28-39 Electric wiper motor mounting kit, includes nut, stainless steel washer, rubber washer & shaft seal. A17508MKT 2.50 kit



- 32-39 Windshield wiper motor mounting bracket kit, clamps over top of windshield frame, allows mounting of A17508E6 or E12 (listed above) without drilling holes, open cars V17509V 51.50 kit



- 28-40 Wire clip, holds electric wire on windshield frame, open cars A17659 2.70



Vacuum Wiper Motor Repair Kit



28-40 Windshield wiper motor repair kit, Trico, for KSB, KCX, K & KB Trico only (for small style motors), passenger. A17510S 26.25 kit



28-40 Wiper motor bowl gasket, great if you don't need the whole repair kit listed above, but just the gaskets. A17508G 2.25 pair

Early V8 Fords used the area above the windshield to mount windshield wiper motors thru the 1935 model year. In 1936 the motor & arms were cowl mounted, going to the tandem wiper system in 1937 on the Deluxe passenger cars.

Vacuum Wiper Stanchion Lines



30-32 9-1/2", Standard, chrome, mounts on the left side stanchion, open car B17517S 7.75

30-32 9", Deluxe, stainless steel, mounts on the left side stanchion, open car B17517D 7.75



33-34 Chrome, Roadster & Phaeton 40-17517 30.95



35-36 Chrome, Roadster & Phaeton 48-17517 30.95

Vacuum Wiper Hose & Clip



28-60 Hose, 6-foot piece, 1/4" OD, 1/8" ID A17520 3.95 pc.



32-35 Hose clip, plated brass with screw, open car (2 required) B-17769 2.40

Wiper Hose Grommets



32-36 Wiper hose grommet, chrome, fits by windshield post on body, 32 passenger, 32-34 pickup, 32-33 Roadster & Phaeton, 35-36 station wagon B-17511 5.80



1939 Wiper hose rubber grommet for firewall, passenger 91A-17545 1.95



1940 Wiper hose rubber grommet for firewall, open car 01A-17545-A 1.95



40-48 Wiper hose rubber grommet for firewall, 40 closed car, 41-48 passenger, 39-41 pickup & truck 01A-17545-B 1.95



42-47 Wiper hose & speedometer cable rubber grommet for firewall, pickup 21C-17265 4.65



ALL Glass cleaner, made especially for cleaning automotive windows, clean up your old glass, 16 oz. spray can (as required) RSP12* 4.95

* **HAZARDOUS MATERIAL**—can only be shipped ground within the U.S. because of government regulations.



Wiper Arms (1 or 2 required)



- 30-36 Chrome, for inside mount motor, original style, passenger, 32 & 35-36 commercial, 35 truck B17529B 4.40
- 30-36 Same as above, **except** stainless steel. .B17529SS 7.75



- 31-33 Original style covered type, stainless steel, 7-1/4", Cabriolet & Convertible Sedan, use with blade A17528CS. A17530ES 18.50



- 31-32 Original style clip arm, chrome, 8-1/4", Victoria, use with blade A17528CS. A17530GS 14.50



- 37-39 Stainless steel, closed car 78-17529 17.00
- 37-39 Same as above, **except** chrome. 78-17529-CH 10.85



- 37-40 Stainless steel, open car & wagon, 1940 closed car (2 required). 01A-17526 16.00



- 37-40 Same as above, **except** chrome (2 required). 01A-17526-CH 10.95



- 40-47 Stainless steel, right, pickup & truck 01C-17526 15.00
- 40-47 Stainless steel, left, pickup & truck 01C-17527 15.00



- 41-48 Stainless steel, right, all body styles, **except** pickup. 11A-17526 15.00
- 41-48 Stainless steel, left, all body styles, **except** pickup. 11A-17527 15.00

Wiper Arm Parts



- 37-40 Clip & spring assembly kit, holds wiper arm to motor, 3 pieces 78-17450 2.45 kit
- 41-48 Clip & spring assembly kit, holds wiper arm to motor, 3 pieces. 11A-17450 2.45 kit



- 37-40 Wiper arm nuts, polished stainless steel, holds arm to tower, passenger, **except** station wagon & convertible, 37-47 pickup (2 required). 78-17481 2.95

Wiper Blades (1 or 2 required)

- ALL 6" long, wrist type, stainless steel, for chopped windshields A17528SR 14.95



- ALL 7-1/2" long, hook type, replacement style. A17528B 2.50

- 28-39 8-1/4" long, hook type, replacement style, stock length for passenger, 32-47 pickup B17528C 2.50

- 40-48 9" long, hook type, replacement style, stock length for passenger 51A-17528 3.75

- ALL 10" long, hook type, replacement style, universal, stainless steel. 51A-17528-10 3.45



- 31-34 8-1/4" long, black, correct, show quality, original style, multi-ply, closed car & standard open car. A17528CS 14.95



- 28-39 10" long, universal wiper arm & blade, stainless steel, 8-1/2" adjustable arm, use with electrical wiper motors listed on page 157 B17509ES 10.50

Tandem Wiper Kit

This kit includes: arms, blades, post, connecting shaft & instructions.



- 28-36 Chrome, for use with electric wiper, average quality, requires modification to wiper motor to use, passenger side wiper powered by driver's side wiper motor thru the connection shaft, all body styles 68-17574 26.25 kit

Wiper Tower Sets, Complete

These sets include chrome bases, pivot arms with special chains, connecting arms, clamp brackets & mounting hardware.



- 37-39 Convertible & station wagon 78-17552/3 125.00 set
- 1940 Convertible & station wagon 01A-17552/3-C 125.00 set
- 1940 Coupe & Sedan, 40-41 Sedan Delivery 01A-17552/3-D 125.00 set

Windshield Wiper Assembly

Comes assembled & ready to install. Accepts original vacuum motor or electric motors listed below. The wipers are not included; they are listed above.



- L46-48 Passenger, made for late 46-48, but can be modified for 41-42. 51A-17500 170.00



Wiper Control Assemblies

These are exact reproductions of original wiper on/off switches. They mount in the center of your dash & are complete with knob.

	1937 Standard, open car, Deluxe convertible & station wagon, light brown	78-17535	43.50
	1938 Open car, convertible & station wagon, ivory	81A-17535	43.50
	1939 Open car, convertible & station wagon, light yellow	91A-17535	43.50
	1940 Standard, 41 Sedan delivery, sand	01A-17535-A	38.00
	1940 Deluxe, maroon	01A-17535-B	38.00
	40-41 Pickup, tan (not shown)	01C-17535	38.00
	42-48 Passenger, beige	21A-17535-BE	19.95
	42-48 Passenger, brown	21A-17535-BR	17.00

	42-47 Pickup, except Sedan Delivery & C.O.E., black	21C-17535	38.00
	1946 Passenger, except Super Deluxe, convertible, Sportsman & station wagon, blue-gray	51A-17535	14.75
	1946 Super Deluxe, convertible, Sportsman & station wagon, 47-48 Deluxe & Super Deluxe, grayish-tan	51A-17535-C	21.75

Wiper Knobs

	28-36 Chrome	B17513	1.60
	28-36 Chrome, "Trico"	A17514	3.50

All of the wiper knobs listed here are colored plastic.

	1937 Standard, convertible & wagon, light brown, push on	78-17513-A	5.75
	1937 Deluxe, convertible & wagon, yellowish brown, push on (not shown)	78-17513-B	5.75
	1938 Closed car, except wagon, ivory, screw on	81A-17513-A	5.75
	1938 Open car & wagon, ivory, push on (not shown)	81A-17513-B	5.75
	1939 Closed car, except wagon, light yellow, screw on	91A-17513-A	5.75
	1939 Open car & wagon, light yellow, push on (not shown)	91A-17513-B	5.75

	1939 Mercury, light peach	99A-17513	5.75
	1940 Standard, 40-41 pickup, sand, push on	01A-17513-A	5.75
	1940 Deluxe, maroon, push on	01A-17513-B	5.75
	1940 Mercury, dark blue	09A-17513	6.75



1941	All styles, tan, with red trim, push on (shown)	11A-17513	7.50
1942	Special Coupe & Sedan, maroon, push on	21A-17513-A	7.75
1942	Deluxe & Super Deluxe, butterscotch, push on	21A-17513-B	7.75
42-47	Pickup, black, push on	21A-17513	7.75
1946	Deluxe Coupe & Sedan, chocolate, push on	51A-17513-A	7.75
1946	Super Deluxe Coupe, Sedan & Sedan Delivery, blue-gray, push on	51A-17513-B	7.75
1946	Super Deluxe, convertible, Sportsman & station wagon, 47-48 Deluxe & Super Deluxe, grayish-tan, push on	51A-17513-C	7.75

Wiper Tower Rubber Pads



37-40	Convertible & station wagon	78-17556	4.75 pair
1940	Coupe & Sedan, 41 Sedan Delivery	01A-17556	4.75 pair
41-52	Wiper pivot bezel to cowl gasket, for large type	7C-17541-PR	3.95 pair

Wiper Arm to Motor Rubber Grommet (2 required)

46-48	Fits at end of wiper drive arm & prevents slap, passenger	51A-17562	1.95
-------	---	-----------	------

Wiper Pivot Bezels (2 required)

37-39	Chrome, closed car	78-17515	8.70
41-48	Chrome, large type	7C-17515	13.95

Wiper Rods

1937	Includes rubber grommet, switch to motor, passenger, 37-39 station wagon, 37-39 convertible	78-17537	3.95
1940	Includes rubber grommet, switch to motor, passenger, 41 Sedan, except 40 station wagon	01A-17537	3.95

Wiper Rod Grommet

37-40	Passenger, rubber	01A-17577	1.25
-------	-----------------------------	-----------	------

Wiper Motor Shaft to Roof Seals

1932	Closed car, 4 pieces	B-17541	1.90 kit
33-34	Closed car	40-17541	3.15
35-36	Closed car	48-17541	3.15
37-39	Closed car, also 37-47 pickup (2 required)	11A-17541	1.85



MAC's Saves You the Shipping Charges With FREE Show Delivery!



Order from any of our 10 catalogs & we deliver it to you at the show! That's right, you can stretch your dollars & save big bucks when you order with us & pick up your parts at any event on the MAC's 2010 Show Schedule.

You not only save on the shipping & freight charges, you also avoid the hassle of waiting for home delivery—plus we'd love to meet you! (Space limitations might apply; see below for details.)

MAC's Antique Auto Parts 2010 Show Schedule

Cavalcade of Cars—Hamburg, NY

Friday, March 5—Sunday, March 7, 2010

Spaces: Main Room

Order Cutoff Date: Noon on Wednesday, March 3, 2010

Dunkirk Flea Market—Dunkirk, NY

Friday, May 21—Saturday, May 22, 2010

Spaces: B1–2

Order Cutoff Date: Noon on Wednesday, May 18, 2010

Carlisle All Ford Nationals—Carlisle, PA

Friday, June 4—Sunday, June 6, 2010

Spaces: J163–168

Order Cutoff Date: Noon on Tuesday, June 1, 2010

Eastern Street Rod Nationals—York, PA

Friday, June 4—Sunday, June 6, 2010

Spaces: 494–496

Order Cutoff Date: Noon on Tuesday, June 1, 2010

Syracuse Nationals—Syracuse, NY

Friday, July 16—Sunday, July 18, 2010

Spaces: 1–3 in Main Building

Order Cutoff Date: Noon on Tuesday, July 13, 2010

NSRA Street Rod Nationals—Louisville, KY

Thursday, August 5—Sunday, August 8, 2010

Spaces: 442 & 546

Order Cutoff Date: Noon on Friday, July 30, 2010

Fall Carlisle—Carlisle, PA

Thursday, September 30—Sunday, October 3, 2010

Spaces: E137–142

Order Cutoff Date: Noon on Monday, September 27, 2010

Hershey Fall AACA—Hershey, PA

Wednesday, October 6—Saturday, October 9, 2010

Spaces: (North Red Field) RNC35–39 & RND35–42

Order Cutoff Date: Noon on Monday, September 27, 2010

Information on Placing Free Delivery Orders

To have your order delivered free at any of the above shows, simply call 800-777-0948 & place your order from any catalog. Let us know what show to bring it to & we will have your order there waiting for you!

- Orders must be picked up by noon on the last full day of the event.
- We might be unable to deliver certain large items because of space limitations (fenders, gas tanks, etc.).
- Orders may be paid for by credit card when ordering on the phone, or by cash (US dollars) when picking up in person. **NO CHECKS PLEASE.**
- Sales tax appropriate to each state will be charged.
- No shipping charges will be applied to any item you pick up at any of the above shows.



Inside Rearview Mirrors, Complete

These show-quality mirror assemblies are authentic & are complete with mounting brackets required.



- 1932 Open car, 32-34 open cab pickup, stainless steel, beveled glass B-17681-SS 35.00
- 33-36 Open car, stainless steel.40-17681-SS 35.00



- 32-34 Cabriolet & convertible sedan, chrome & stainless steel. B-17690-SS 45.75
- 35-36 Cabriolet & convertible sedan, stainless steel.68-17690-SS 55.95



- 32-36 Closed car & pickup, painted brown, **limited availability** (not shown) B-17682 54.25
- 32-36 Same as above, **except** stainless steel B-17682-SS 36.75
- L35-36 Closed car, chrome arm with stainless steel head.68-17682-SS 54.25



- 37-39 Closed car, stainless steel78-17682-SS 49.50
- 37-39 Convertible, painted brown. 78-17681-BR 38.95



- 1940 Coupe & Sedan, stainless steel . . 01A-17682-SS 56.50
- 40-48 Convertible, painted brown. 01A-17682-BR 39.95



- 41-48 Passenger, 48-52 pickup, stainless steel, with original style bracket. 11A-17681-SS 43.00

Inside Rearview Mirror Heads



- 32-36 Glass, beveled edges, all body styles B-17681-BV 7.75
- L35-40 Head only, stainless steel, oval, passenger, 35-47 pickup68-17682-MHSS 27.25



- 09-48 Glass & frame, mirror is enclosed in a stainless steel tube & has a stainless steel back, great for the street rod SR17681FSS 21.75

Sunvisor Vanity Mirror (1 or 2 required)

MAC's sunvisor vanity mirror is a popular accessory for closed cars with visors.



- 42-49 Includes mounting hardware. 21A-18208 49.95

Windshield Stanchion Mirror



- 1932 Screws into stanchion post, open car, stainless steel, beveled glass18-17700-P 39.50

Outside Rear View Mirrors



- 32-48 Oval head with "swan neck" style arm, polished stainless steel head, chrome, mounting hardware & beaded rubber mounting pad included, right & left HR-18402-OPR 99.95 pair
- 32-48 Same as above, **except** right only . . .HR-18402-OR 59.75
- 32-48 Same as above, **except** left only . . . HR-18402-OL 59.75



- 32-48 Round head with "swan neck" style arm, polished stainless steel head, chrome, mounting hardware & beaded rubber mounting pad included, right & leftHR-18402-RPR 99.95 pair
- 32-48 Same as above, **except** right only . . .HR-18402-RR 59.75
- 32-48 Same as above, **except** left only . . . HR-18402-RL 59.75



Hinge Pin Mirrors (2 required)

Can be used on left or right by simply reversing the head.



- 1932 Chrome with stainless steel head, includes pin, 2" hinge, Coupe & Sedan, closed car, **except** 3 window Coupe, right or left. B-17741 38.75
- 32-34 Chrome with stainless steel head, includes pin, 2" hinge, pickup & panel, right or left. 46-17741 38.75



- 35-40 Chrome, curved arm, 2-1/4" hinge, passenger, right or left 68-17741 38.75
- 35-47 Chrome arm with stainless steel head, pickup, includes hinge pin, right or left. 50-17741-L 49.95
- 35-47 Same as above, **except** with stock black arm. 50-17741 54.00

Hinge Pin Mirror Heads (2 required)



- 28-40 Stainless steel, 35-40 passenger, 4" mirror head, stud offset, 5/16" stud A17741MH 18.00
- 28-56 Black, 5" with 1/4" center stud, pickup, not authentic A17741MHB 7.90



- 35-40 Stainless steel, 3 screw type, passenger, **except** open car, 35-47 pickup, 4" mirror head with 1/4-20 lock nut. 68-17741-MH 19.75
- 35-40 **NEW** Same as above, **except** top quality, die-stamped, bright finish stainless steel 68-17741-MHTQ 32.75

Cowl Mirrors

These cowl mirrors have a stainless steel head & chrome arm.



- 1940 Passenger, right (above) 01A-18402-R 65.00
- 1940 Passenger, left 01A-18403-L 65.00
- 42-48 Passenger, right, "swan neck" type, narrow style base 21A-18402-R 70.75
- 42-48 Passenger, left, "swan neck" type, narrow style base (above) 21A-18403-L 70.75
- 1940 Mounting pad only, passenger (2 required) 01A-17697 0.95

Winding Mirrors (1 or 2 required)

See page 200 for winding brackets.



- 09-39 All body styles, brass, 3-1/2" diameter T7853WWB 27.95
- 09-39 Same as above, **except** stainless steel A17700WW 23.50

Peep Mirrors (1 or 2 required)

These universal peep mirrors have a stainless steel head & arm. Can be used on left or right by simply reversing the head.



- 28-48 Clamps on the front of the door, straight arm, 3" head, left or right. SR17741SA3 19.95
- 28-48 Same as above, **except** 4" head . . . SR17741SA4 19.95



- 28-48 Clamps on top of door, curved arm, 3" head, left or right. SR17741CA3 21.95
- 28-48 Same as above, **except** 4" head SR17741CA4 21.95

For more mirrors, check our street rod section on page 306



BUMPERS & PARTS

After the paint has been buffed & the interior installed, the crowning touch to your V8 restoration is a pair of gleaming, top-quality bumpers. Whether you select the triple-chrome plated or the polished stainless steel, a set of MAC's bumpers will make your vehicle stand out in the crowd.


Bumpers do not include bumper guards. It is always important to keep your bumpers clean & waxed.



Show Quality Bumper Bars (1 or 2 required) _____

Passenger

1932	Front or rear, chrome	B-17757	323.00
1933	Front or rear, Sedan Delivery, front wagon, chrome	40-17757-B	323.00
1933	Front or rear, Sedan Delivery, front wagon, stainless steel.	40-17757-BSS	435.75
1934	Front or rear, chrome	40-17757	323.00
1934	Front or rear, stainless steel	40-17757-SS	435.75
1934	Rear only, Victoria, chrome plated (not shown)	40-17757-V	435.00
1935	Front or rear, chrome	48-17757	323.00
1935	Front or rear, stainless steel	48-17757-SS	435.75
1936	Front or rear, chrome	68-17757	323.00
1936	Front or rear, stainless steel	68-17757-SS	435.75
1937	Front only, chrome	78-17757-F	323.00
1937	Front only, stainless steel	78-17757-FSS	435.75
1937	Rear only, chrome	78-17757-R	323.00
1937	Rear only, stainless steel	78-17757-RSS	435.75
38-39	Front or rear, Standard, chrome	81A-17757	323.00
38-39	Front or rear, Standard, stainless steel	81A-17757-SS	435.75
1939	Front or rear, Deluxe, chrome	91A-17757	323.00
1939	Front or rear, Deluxe, stainless steel	91A-17757-SS	475.00
1940	Front or rear, can be used on 37-39 passenger, but requires 1940 bumper irons, chrome	01A-17757	323.00
1940	Same as above, except with 4" x 1-1/4" "Ford" script.	01A-17757-F	315.00
1940	Front or rear, passenger, no bolt holes, stainless steel.	01A-17757-SS	475.00
42-46	Front only, chrome	51A-17757-CH	330.00
42-46	Rear only, with "Ford" script, chrome	51A-17781-CH	330.00
47-48	Front only, chrome, limited availability	6A-17757-CH	330.00
47-48	Rear only, chrome, limited availability	6A-17781-CH	330.00



Because of the size of bumpers, additional shipping charges will be incurred.










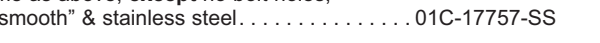


Show Quality Bumper Bars (1 or 2 required)



Because of the size of bumpers, additional shipping charges will be incurred.


Pickup

		
1932	Front or rear, chrome B-17757	323.00
		
1933	Front or rear, chrome 46-17757-B	323.00
1933	Front or rear, stainless steel 46-17757-BSS	435.75
		
1934	Front or rear, chrome 46-17757	323.00
1934	Front or rear, stainless steel 46-17757-SS	435.75
		
1935	Front or rear, chrome 50-17757	323.00
1935	Front or rear, stainless steel 50-17757-SS	435.75
		
1936	Front or rear, chrome 67-17757	323.00
1936	Front or rear, stainless steel 67-17757-SS	435.75
		
1937	Front or rear, chrome 78-17757-F	323.00
1937	Front or rear, stainless steel 78-17757-FSS	435.75
		
38-39	Front or rear, chrome 81A-17757	323.00
38-39	Front or rear, stainless steel 81A-17757-SS	435.75
		
40-41	Front only, chrome 01A-17757	323.00
40-41	Front only, no bolt holes, stainless steel 01A-17757-SS	475.00
		
40-41	Rear only, also commercial, station wagon & Sedan Delivery, chrome. 01C-17757	323.00
40-41	Same as above, except no bolt holes, "smooth" & stainless steel. 01C-17757-SS	475.00
		
42-47	Front only, with bolt holes, stainless steel. 21A-17757-WH	475.00
42-47	Front only, no bolt holes, "smooth" & stainless steel. 21A-17757-SM	475.00






Front Bumper Bracket Sets



- 1932 2 pieces, passenger & pickup B-17754/5 59.25 set
- 1933 4 pieces, passenger & pickup 40-17766/67-B 117.00 set
- 1934 4 pieces, passenger & pickup 40-17766/67-C 117.00 set
- 1935 4 pieces, passenger & pickup 48-17766/67 117.00 set
- 1936 4 pieces, passenger & pickup 68-17766/67 117.00 set



- 1937 4 pieces, passenger & pickup 78-17766/67 117.00 set
- 38-39 4 pieces, passenger & pickup,
39 Standard 51A-17766/67-S 117.00 set
- 1939 4 pieces, Deluxe 91A-17766/67-B 117.00 set
- 1940 **NEW** 4 pieces, Standard,
40-41 pickup 01A-17766/67-S 89.95 set
- 1940 **NEW** 4 pieces, Deluxe 01A-17766/67-D 89.95 set

Front Bumper Arm Rubber Grommets



- 1935 Passenger 48-17772/2 9.75 pair
- 35-37 Pickup 50-17772/3 9.85 pair
- 36-38 Passenger, 38 Standard 68-17772/3 9.85 pair
- 38-39 Pickup 81C-17772/3 9.85 pair
- 1938 Deluxe, 39 Standard 81A-17772/3 9.85 pair
- 1940 Passenger, 39 Deluxe,
40-41 pickup 91A-17772/3 9.85 pair
- 1941 Passenger (not shown) 11A-17772/3 10.00 pair

Anti-Rattle Pads



- 42-48 Bumper arm to splash pan rubber set,
under grille panel, 4 pieces,
passenger 21A-17749-B 10.90 set

Rear Bumper Bracket Sets



- 1932 2 pieces, passenger B-17821/2 59.25 set
- 1933 2 pieces, passenger 40-17787 59.25 set
- 1934 2 pieces, passenger,
except Victoria 40-17787-C 59.25 set
- 1934 2 pieces, Victoria 40-17787-V 87.25 set
- 1935 2 pieces, passenger 48-17787 59.50 set



- 1936 2 pieces, passenger 68-17787 59.25 set
- 35-36 4 pieces, pickup 67-17787 117.00 set
- 1937 4 pieces, passenger 78-17787 117.00 set
- 1937 4 pieces, pickup 77-17787 117.00 set



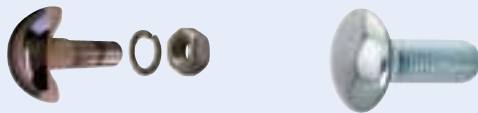
- 1938 4 pieces, passenger & 39 Standard 81A-17787 117.00 set
- 38-41 4 pieces, pickup 81Y-17787 117.00 set
- 1939 4 pieces, Deluxe 91A-17787-B 117.00 set
- 1940 4 pieces, passenger, **except**
Sedan Delivery & station wagon 01A-17787 117.00 set

Rear Bumper Arm Rubber Grommets



- 1934 Victoria 40-17792/3 32.75 pair
- 1937 Passenger, 38-40 coupe &
convertible 78-17792/3-A 9.85 pair
- 38-40 Tudor & Fordor Sedan 81A-17792/3 9.95 pair
- 1941 Passenger 11A-17792/3-A 10.00 pair
- 40-41 Sedan Delivery 01A-17792/3 32.55 pair

Bumper Bolts (2 or 4 required)




- 1932 Crescent bolt, nut & washer,
stainless steel clad cover, 2" long overall,
passenger & pickup B-17758 10.85

- 33-34 Stainless steel clad cover, round,
use with bumper guards,
1-3/4" long overall 40-17758-SS 3.50



- 33-40 Stainless steel clad cover, oval,
with washer & nut, passenger,
33-41 pickup 48-17758 6.45

- 33-40 Same as above, **except**
solid stainless steel 48-17758-SS 10.95



- 41-48 Outer, 1-1/4" long, stainless steel clad cover,
passenger 11A-17758 8.00

- 42-46 Inner, 3-3/8" long angled, stainless steel
clad cover, use with bumper guards,
passenger, Super Deluxe & Sedan Delivery,
46-48 station wagon 21A-17908 13.95



- 1932 Bumper bar plug, stainless steel,
passenger & pickup B-17760 4.75

- 33-36 Bumper end mounting bolt kit,
does 1 bumper, for mounting the
wrap around end, black oxide
(1 or 2 kits required) 40-17758-K 11.25 kit

- 33-36 Same as above, **except**
stainless steel 40-17758-KSS 15.50 kit



Bumper Mounting Hardware Kits

These kits contain hardware components that will fool even the best judges.

- 1932 Bumper arm mounting kit, rear,
12 pieces18-17760-KT 9.95 kit
- 33-34 Cross tube to frame mounting kit, rear,
12 pieces40-17762-KT 13.85 kit
- 33-36 Bumper arm mounting kit,
front & rear, 18 pieces.40-17760-KT 13.85 kit
- 35-36 Bumper arm frame extension to frame
mounting kit, rear, 18 pieces.48-17761-KT 13.85 kit
- 37-40 Bumper arm carriage bolt kit, outer to
inner rear arms, 38 pieces78-17763-KT 24.75 kit
- 41-48 Bumper arm to frame mounting kit,
Ford & Mercury, 30 pieces11A-17761-KT 24.75 kit

Grille Guard Set



- 33-36 Chrome, brackets & hardware,
9 pieces.40-17799 114.95 set

Bumper Guards (2 or 4 required)

These triple chrome plated guards fit front or rear bumpers. Bumper guards were not original on pickups, but they will fit.



- 33-34 Chrome40-17996 25.00
- 1935 Chrome48-17996 48.95
- 1936 Chrome68-17996 49.50



- 1937 Chrome78-17996 46.50
- 1939 Chrome, Deluxe91A-17996 46.50
- 1940 Chrome01A-17996 49.95

Bumper Tips



- 1940 Set of 4, chrome, "wing tips,"
fit on ends of bumper01A-18383 199.95 set

Bumper Grille Guard & Stiffener

An accurate reproduction of a popular 1940 accessory.



- 1940 Guard, chrome, with "Ford" script,
front, Ford & Mercury, passenger,
40-41 pickup, with stiffener kit
listed below01A-18412 298.50 kit
- 1940 Guard stiffener kit, includes stainless
steel hardware.01A-18412-K 83.00 kit

Rear Gravel Deflectors



- 1940 Passenger01A-17808 175.00
- 1941 Passenger11A-17808 175.00
- 46-48 Coupe, Tudor, Fordor & convertible, **except**
Sportsman Coupe & station wagon, 3 pieces,
steel, black primer finish6A-17808 230.00

Rear Bumper to Body Seal



- 42-48 Rubber, fits inside rear bumper
to deflect stones, passenger.6A-17832-A 14.75



SHOCK ABSORBERS & PARTS

An important aspect of any restoration is having a vehicle that rides & performs as good as it looks. When it comes to handling & wear & tear on suspension components & tires, a new set of shock absorbers are the sensible solution. These are brand new, made to fit & function like the Ford originals & will greatly add to your driving experience.



New Shocks

Shocks are factory sealed. They will not accept any new oil. The outer chamber is dry. **Do Not add oil to these shocks!**



- 1932 Right front or left rear, no arm (2 required) B-18015-FR 195.00
- 1932 Left front or right rear, no arm (2 required) B-18016-FR 195.00



- 35-36 Right front, spline shaft, with arms installed (shown) 48-18015-B 235.00
- 35-36 Left front, spline shaft, with arms installed 48-18016-B 235.00




- 33-34 33 right front & left rear, 34 left rear, square shaft, no arm (1 or 2 required) 40-18015-B 195.00
- 33-34 33 left front & right rear, 34 right rear, square shaft, no arm (1 or 2 required) 40-18016-B 195.00



- 35-36 Right rear, square shaft, no arm 50-18015-B 195.00
- 35-36 Left rear, square shaft, no arm 50-18016-B 195.00



- 1934 Right front, spline shaft, with arms installed (shown) 44-18015-B 235.00
- 1934 Left front, spline shaft, with arms installed 44-18016-B 235.00



- 78-18015-F
- 91A-18015-F
- 11A-18015-F
- 37-38 Right front, with arm installed (shown) . . 78-18015-F 235.00
- 37-38 Left front, with arm installed 78-18016-F 235.00
- 39-40 Right front, with arm installed (shown) . 91A-18015-F 235.00
- 39-40 Left front, with arm installed 91A-18016-F 235.00
- 41-48 Right front, with arm installed (shown) . 11A-18015-F 235.00
- 41-48 Left front, with arm installed 11A-18016-F 235.00



Shock to Frame Mounting Bolt Set



28-36 24 pieces, includes bolts, lock washers & nuts A18015MB 6.15 set

Front & Rear Shock Absorber Arms & Bolt Set

None of these shock absorber arms include the bolt, available below.



28-32 Front shock absorber arm, square hole, forged, passenger & pickup (2 required) A18047B 24.75



28-32 Rear shock absorber arm, square hole, forged, passenger & pickup (2 required) A18052B 23.75



1933 Front shock absorber arm, square hole, passenger & pickup (2 required) 40-18047-A 52.95



35-36 Rear shock absorber arm, square hole, passenger & commercial (2 required). 48-18052-B 52.95



28-36 Shock arm clamping bolt set, 12 pieces, 28-33 for all 4 shocks, 34-36 rear arms only A18047/52MB 5.50 set

Shock Links (4 required)

All measurements are from center to center of studs.



28-34 3" dog bone type, holes on opposite side, track bar to front axle link (2 required) B18055 4.95

32-35 3" dog bone type, holes on same side B-18055-B 5.60



35-40 3", passenger & pickup 48-18055 16.50



37-48 4", passenger & pickup 78-18055 16.50



41-48 4.75", passenger 99A-18055 16.50



42-48 2.39", passenger 21A-18055 16.50

Shock Bushings



28-35 Shock absorber link bushing set, 8 rubber balls B18060 4.95 set

42-48 Track bar & shock bushing, rubber, passenger (8 or 16 required) 51A-18197 1.30

Shock Absorber Needle Valve Set



30-32 Shock absorber needle valve set, 4 pieces, hex head B18037BS 47.50 set

Shock Absorber Link Parts



28-34 Shock absorber link grease seal set, 8 pieces, rubber, for original tubular links A18058 5.75 set

28-34 Shock absorber link metal caps, for seals for original tubular links (8 required) A18059 0.75



28-34 Shock absorber link screw-in plug, for original tubular links (4 required) A18061 1.40

28-34 Shock absorber link spring, for original tubular links (4 required) A18062B 0.70



35-41 Shock absorber link stud lock nuts, special self-locking Marsden nuts, 8 pieces, front or rear shocks 48-351022 6.25 set

42-48 Shock absorber link stud & stabilizer bar lock nuts, special self-locking Marsden nuts, 12 pieces 21A-351022 8.10 set

Front Upper Shock Mounts



28-34 Stainless steel, for fenderless Hi-boys, includes shock bushings & mounting hardware SR5308 159.75 pair



Heater Assemblies

These universal heater setups are just what is needed to install heat in any vehicle not originally equipped. They allow you to tap into your cooling system hoses. They are complete with switch & shutoff valve & are compact in size.



- 28-48 12 volt fan, 7" cube, with wiring instructions, fittings & hose, black finish, not original kit 18-13018-KT 270.00 kit
- 28-48 Same as above, **except** 6 volt 18-13018-6KT 265.00 kit
- 39-48 Hot water heater shut off valve, threads into cylinder head. FDA-18495-D 19.95

Heater Blower Motor



- 41-55 Single speed, 6 volt, universal blower motor 18527-1741 87.95

Heater Defroster Hose & Brackets



- 39-40 Defroster kit, 1 hose & 2 "die-cast" nozzles, like original, passenger, 40-47 pickup. 01A-18491 47.00 kit

Heater Hose Nipple, Clamp & Brackets



- 32-48 Heater hose nipple, use on lower hose, install by adding a hole in the right hand lower radiator hose, passenger, 32-47 pickup 91A-15160 12.50
- 39-48 Water heater hose clamp, copy of original, 5/8" ID (4 required) 91A-18572 0.80



- 39-41 Water heater hose bracket set, like original, holds heater hoses to spark plug looms, 2 clamps with hardware. . . 91A-15151/2 48.95 set

Heater Door & Defroster Knobs



- 39-46 Light mint green with black letters, passenger & pickup. 91A-18502-RP 13.95 pair

Heater Switch Knobs



- 1935 Maroon, Standard 48-18500-A 6.75
- 1935 Ivory, Deluxe 48-18500-B 6.75
- E36 Dark brown, Standard 68-18500-A 6.75
- E36 Tenite gray, Deluxe 68-18500-B 6.75



- L36 Red brown, Deluxe 68-18500-C 6.75
- 1937 Light brown, Standard 78-18500-A 6.75
- 1937 Dark brown, Deluxe (not shown). 78-18500-B 6.75
- 1938 Ivory pink, passenger 81A-18500 6.75
- 1939 Yellow brown, passenger 91A-18500 6.75

Heater Defroster Pull Knobs

- 1937 Light brown, Standard 78-18501-A 6.75



- 1937 Dark brown, Deluxe. 78-18501-B 6.75
- 1938 Ivory pink, passenger 81A-18501 6.75
- 1939 Light mint green, passenger 91A-18562 6.75
- 1939 White, passenger 91A-18562-W 6.75
- 39-40 Light yellow 91A-18562-Y 6.75



- 1941 Tan, passenger & pickup 11A-18562 6.75
- 1942 Maroon, Deluxe (not shown). 21A-18562-A 6.75
- 1942 Butterscotch, Super Deluxe 21A-18562-B 6.75
- 1946 Chocolate, Deluxe. 51A-18562-A 6.75
- 1946 Blue-gray, Super Deluxe (not shown). 51A-18562-B 6.75
- 46-48 Tan-gray, some 46 & 41-48 Super Deluxe 51A-18562-C 6.75

Heater Door Knobs



- 1939 White 91A-18560-W 9.85 pair
- 1939 Light yellow, passenger & pickup . . . 91A-18560-Y 9.85 pair
- 1940 Light green 01A-18560 9.85 pair
- 41-48 Black, 3-piece set (not shown) 11A-18560 14.75 set

Heater Motor Wires



- 39-40 Passenger & Mercury 91A-18457 21.75
- 1941 Passenger & Mercury 11A-18457 23.50
- 42-E46 Passenger & Mercury 21A-18457 21.75
- L46-49 Passenger & Mercury 51A-18457 22.75



Radio Face Plates



- 35-E36 Gray background, 1/2 round48-18802 9.75
- 1936 Brown background, 1/2 round68-18802 9.75



- 1940 Philco, tan plastic style with chrome plate & screws01A-18802-P 24.75
- 1940 Zenith, tan plastic style with chrome plate & screws01A-18802-Z 24.75



- 1941 Philco Model #F-1840 & F-1841, Spartan Model #6F1D, tan plastic style11A-18802-P 49.75
- 1941 Zenith Model #6MF-590 & 6MF-591, tan plastic style11A-18802-Z 49.75

Radio Face Plate Glass



- 1937 Radio face plate glass78-18801 5.75

Radio Dial Bezel (Plate)



- 1938 Ivory, plastic81A-18802 23.25

Glove Box & Ashtray Radio Face Plates



- 33-34 Glove box radio face plate, Grisby . . .40-18802-G 13.75
- 33-34 Glove box radio face plate, Zenith, gray, 4-3/8" diameter40-18802-Z 13.75
- 33-E36 Ashtray radio face plate, gray, round40-18802 13.75

Radio Station Change Buttons



- 1940 Philco, white plastic (shown)01A-18804-P 9.75
- 1940 Zenith, white plastic01A-18804-Z 9.75

Radio Station Selector Knobs



- 1941 Philco & Spartan, tan plastic11A-18804-P 5.75
- 1941 Zenith, tan plastic11A-18804-Z 5.75



Beginning in 1933, with the introduction of glove box units, radios have been a popular accessory in Ford cars & trucks. In subsequent years, the radio was moved to the center of the dash, with open cars from 1933-36 having a speaker built into the radio with a "Ford" script grille cloth.

Radio Knobs



- 1935 Standard, maroon plastic48-18803-A 9.75 pair
- 1935 Deluxe, ivory plastic48-18803-B 9.75 pair
- E36 Standard, dark brown plastic68-18803-A 9.75 pair



- E36 Deluxe, tenite gray plastic68-18803-B 9.75 pair
- L36 Standard & Deluxe, red-brown plastic68-18803-C 9.75 pair
- 1937 Standard, light brown plastic78-18803-A 9.75 pair
- 1937 Deluxe, yellow-brown plastic78-18803-B 9.75 pair



- 1938 Standard & Deluxe, ivory plastic81A-18803 9.75 pair
- 1940 Philco, white plastic, with change button01A-18803-P 23.25 pair



- 1940 Zenith, white plastic, with change button01A-18803-Z 23.25 pair
- 1941 All, tan plastic11A-18803 14.95 pair

Glove Box & Ashtray Radio Knobs

High quality plastic, exact in every detail.



- 33-34 Glove box, Grisby, brown marbled plastic40-18803-G 19.75 pair
- 33-34 Glove box radio knobs, Zenith, brown marbled plastic40-18803-Z 19.75 pair
- 33-34 Ashtray, brown marbled plastic40-18803 13.95 pair

For modern radio items, see page 174-175



Radio Dials



- 1940 Philco, exact reproduction, clear plastic with black numbers on white background. 01A-18805-P 24.75 pair
- 1940 Zenith, exact reproduction, clear plastic with black numbers on white background. 01A-18805-Z 24.75 pair

Cloth & Chrome Speaker Covers & Trim Strip



- 33-36 Cloth speaker cover, with "Ford" script, original type cloth, open cars 40-18806 14.75
- 1940 Radio speaker grille, die cast chrome, standard & Deluxe. 01A-7004352 70.75
- 42-48 Speaker grille dash trim strip, die cast chrome. 21A-7004402 33.75

Radio Mounting Hooks & Nuts



- 40-41 Mounting hooks & wing nuts, 1-3/4" 01A-18807 7.00 pair
- 42-48 Mounting hooks & wing nuts, 6-1/4" 21A-18807 7.00 pair
- 40-41 Nut, holds radio to dash, special nut. 01A-18808 9.75

Radio Rebuild Kits



- 1940 Dials, knobs & changer, Philco, 5 pieces. 01A-18803-PKT 54.75 kit
- 1940 Dials, knobs & changer, Zenith, 5 pieces. 01A-18803-ZKT 54.75 kit



- 1941 Face, knobs & selector, Philco & Spartan, 4 pieces 11A-18810-P 64.50 kit
- 1941 Face, knobs & selector, Zenith, 4 pieces. 11A-18810-Z 64.50 kit

Antenna Turn Knobs (Included in Complete Antenna Kits)

Turn knobs are mounted inside above windshield & are used to turn antenna up or down.



- 1937 Standard, light brown plastic. 78-18815-A 9.75
- 1937 Deluxe, yellow-brown plastic. 78-18815-B 9.75
- 1938 Standard & Deluxe, ivory plastic. 81A-18815 9.75



- 1939 Standard & Deluxe, light yellow plastic 91A-18815 9.75
- 1940 Convertible & station wagon, maroon plastic. 01A-18815 9.75
- 1941 Convertible & station wagon, tan plastic 11A-18815 9.75

Antenna Slide Nuts (Included in Complete Antenna Kits)

These slide nuts are for closed cars only.



- 1940 Standard, sand plastic. 01A-18816-A 6.75
- 1940 Deluxe, maroon plastic 01A-18816-B 6.75
- 1940 Mercury, dark blue plastic 09A-18816 6.75
- 1941 Standard & Deluxe, tan plastic 11A-18816 6.75
- 42-48 Clear plastic 21A-18816 6.75


Antenna Hold Down Nuts (Included in Complete Antenna Kits)

These hold down nuts are for closed cars only.



- 1940 Standard, sand plastic. 01A-18818-A 5.75
- 1940 Deluxe, maroon plastic 01A-18818-B 5.75
- 1940 Mercury, dark blue plastic 09A-18818 5.75
- 1941 Tan plastic 11A-18818 5.75

Antenna/Radio Tags



- 37-39 Antenna instruction tag DF591 3.75
- 1940 Radio warranty tag DF21 2.75
- 46-48 Radio warranty tag DF22 2.75
- 46-48 Radio instruction tag, passenger DF23 2.75



Radio Antenna Kits

All radio antennas are complete & ready to install. They include instructions & mounting templates.



32-36 Spare tire style, open car40-18812-C 55.75 kit



1937 Open car & station wagon (shown) . . .78-18813-B 93.25 kit
1937 Standard, closed car78-18813-AA 93.25 kit



1937 Deluxe, closed car (shown)78-18813-AB 93.25 kit
1938 Open car & station wagon81A-18813-B 93.25 kit



1938 Closed car (shown)81A-18813-A 93.25 kit
1939 Open car & station wagon91A-18813-B 93.25 kit
1939 Closed car91A-18813-A 93.25 kit
1939 Mercury, open car & station wagon . . .99A-18813-A 100.75 kit
1939 Mercury, closed car99A-18813 100.75 kit



1940 Standard, closed car (shown)01A-18813-A 75.50 kit
1940 Deluxe, closed car01A-18813-B 75.50 kit
1940 Mercury, open car & station wagon . . .09A-18813-A 101.00 kit
1940 Mercury, closed car09A-18813 75.50 kit



1940 Open car & station wagon01A-18813-C 93.25 kit



1941 Open car & station wagon11A-18813-A 93.25 kit



1941 Closed car11A-18813 75.50 kit



42-48 Open car & station wagon, center roof mount, no lead wire included (not available)21A-18813-A 93.25 kit



42-48 Closed cars, center roof mount, no lead wire included (lead wire not available)21A-18813 75.50 kit




47-48 Cowl mount, also 19466A-18813 65.25 kit

Radio Antenna Mast

47-48 Screw in mast, passenger with cowl mount antenna8A-18A886-A 20.95

Radio Speaker Boots

These molded boots insulate the speaker to eliminate rattles.



1939 Sponge rubber91A-18820 43.50
1940 Sponge rubber01A-18820 43.50

Radio Foot Control



41-48 Radio foot control switch & hardware11A-18825-A 31.00



Radio Antenna Stops (Included in Complete Antenna Kits)

Mounts on center bar of windshield.



37-39	Closed car, clip type (shown)	78-18820-A	9.75
37-40	Open car, convertible & station wagon, screw type	78-18820-B	9.75
1940	Open cars, convertible & station wagon, clip type	01A-18821	9.75

Radio Antenna Hole Filler Plugs



1940	Standard, sand plastic (shown)	01A-7004395-A	5.75
1940	Deluxe, maroon plastic	01A-7004395-B	5.75
1940	Mercury, dark blue plastic	09A-7004395	5.75
1941	Tan, plastic	11A-7004395	5.75



1942	Deluxe, maroon plastic (shown)	21A-7004395-A	5.75
1942	Super Deluxe, butterscotch plastic	21A-7004395-B	5.75
1946	Deluxe, chocolate plastic	51A-7004395-A	5.75
1946	Super Deluxe, blue-gray plastic	51A-7004395-B	5.75
46-48	Super Deluxe, gray-tan plastic	51A-7004395-C	5.75

Radio Antenna Miscellaneous Parts



47-51	Cowl mount antenna lead in wire, included in 6A-18813, passenger (shown)	6A-18817-S	11.95
47-51	Cowl mount antenna mounting pad, included in 6A-18813, passenger	6A-18818-F	6.95



IMPORTANT INSTALLATION INFORMATION:

All stereo equipment on these two pages require a 12 volt negative ground. Use of any other ground will destroy the equipment.

1940 & 1942-48

Replacement Model Radios

All brackets, wiring, plugs, mounting hardware, chrome bezel, chrome knobs & installation instructions complete the package. All of our radios carry the manufacturer's 12 month limited warranty. These are 240 (4x60) watts & require a 12 volt negative ground. Want a 12 volt radio but have a 6 volt system? See inverters on the next page.

- 30 Station Presets (12 AM, 18 FM)
- Power Antenna Lead
- Fast Forward & Rewind
- Separate Bass & Treble
- Left & Right Balance Control
- Auto Reverse
- Electronic Volume & Tuning Controls
- Preset Memory Scan
- Dual RCA Pre-out
- Front to Rear Fader
- Seek & Scan
- CD changer control
- Digital Clock



1940	40-18806-CA5	302.95
42-48	46-18806-CA5	302.95

USA-CD10

Play CD's In Your Classic Car!

This 10-disc CD/CD-R & CD-RW changer fits easily under your seat or in the trunk (11-3/8" wide x 2-7/8" high x 7-5/8" deep). It can be mounted horizontally or vertically. It's a simple one cable hook-up to a USA-5 & the radio controls all of the functions of the CD changer.

Standard features include:

- 16 bit twin D/A converter
- 3 beam laser tracking
- 8x oversampling digital filter
- Advanced anti-vibration system
- 16' of cable & all required mounting accessories



ALL	USA-CD10	318.95
-----	-------	----------	--------

HUGE SAVINGS!



Our USA-CD10 10-disc changer plus any of our USA-5 model radios



.....	USA-5PK	579.95
-------	---------	--------

Undercover Stealthspeakers

For those who want the deepest full bass sound, upgrade to our new Stealthspeaker 2. Able to handle up to 200 watts, these speakers utilize the same Piezo tweeter as the original Stealthspeaker for their clean & crisp highs, but now there are two in each enclosure. Add to that a larger 8" woofer & your favorite music will now be heard with an amazing new clarity & definition. If you want the best sound from a portable speaker, Stealthspeaker 2 is for you. Call & place your order today!

ALL	Stealthspeaker 2, 11" x 12.5" x 2.95", pair	18808-6000	149.95 pair
ALL	Stealthspeaker, 11" x 8" x 2.875", pair (shown)	18808-5000	124.95 pair





Secret Audio

This SA-2 model is perfect for the show enthusiast. It allows you to leave the original radio in the dash & still get digital quality sound at the touch of a button. The main receiver is hidden under the seat, or wherever you choose to put it, while the remote controlled LCD screen is flush-mounted or swivel-mounted (optional) out of sight. Being only 3/4" thick allows you to mount it almost anywhere, such as the glove box, ashtray, sun visor or console.

SA-2 features include:

- AM, FM stereo
- 4-way fader
- Separate bass & treble
- Seek & scan tuning
- Flush remote mounted LCD bezel
- Optional swivel mount for LCD control unit
- Dual RCA pre-out
- 12 AM, 18 FM pre-set stations
- CD changer (on our CD player USA-CD10 on previous page) controlled by wireless remote or remote mounted LCD panel.



ALL SA-2, 200 watts, with radio frequency wireless remote control SA-2 304.95

Dual Front Speaker Assemblies

Since you don't want to cut holes in your doors or kick panels for speakers, we have the perfect solution: two speakers mounted to a bracket that will drop into your original dash speaker opening with no modifications at all! These assemblies are pre-wired to "plug-in" instantly to our radios. Want the best possible sound from your original speaker location? Upgrade to our dual voice coil speakers. They have 70% more cone area than our standard speakers & that gets you better bass response & 140 watt power handling capability. Each speaker has dual tweeters for crisp clear highs to make your favorite radio sound like it should.



49-59 These will only fit cars without A/C . . . 18808-1006 39.95
 49-59 140 watt capability, these will only fit cars without A/C 18808-3006 49.95

Power Inverter & Boosters

Power inverter converts a circuit of 6, 8 or 12 volt positive ground systems to 12 volt negative ground to allow operation of 12 volt negative ground accessories such as car stereos, citizen's band radios, cell phones, etc. The unit is a 1-3/4" cube & comes with a 1-year factory warranty.



28-48 High output power inverter, positive ground, converts 6, 8 or 12 volt positive ground systems to 12 volt negative, 2.1 to 2.5 amps, 1-3/4" cube, with instructions A10700AH 99.50

Our power booster is to be used with negative ground systems only. It increases available voltage from 6 volts to 12 volts & has more than twice the amps!



28-48 High output power booster, negative ground, boosts 6 or 8 volt negative ground systems to 12 volt negative, output is 3.7 to 5.0 amps, 1-3/4" cube, with instructions. A10700BH 99.50

iPod® Connector

This connector plugs into the 8-pin DIN at the back of our USA-5 radios & is compatible with any iPod with a bottom dock connector. Simply plug in your iPod & you have a choice of controlling song selection using the buttons on the radio or the thumbwheel of your iPod. Never go out without your choice of music again!



ALL iPod connector, plugs into any USA-5 radio for a direct connection producing CD-quality sound, includes an 1/8" stereo jack for additional auxiliary input 18806-IPOD 124.95

USB Connector

If you have a thumb drive with all of your favorite music stored on it, we have great news for you. With our simple connector plugged into the back of one of our USA-5 radios, you can now plug in your thumb drive & play all of that music thru your car stereo. In fact, any portable music device with a USB connection can be a source for music playing thru your car stereo system.



ALL USB connector, includes a high-quality MP3 decoder, plugs into any USA-5 radio for a direct connection producing CD-quality sound, also includes an 1/8" stereo jack for additional auxiliary input 18806-USB 222.95

Dynamat Xtreme® Sound Insulation

Enhance your driving enjoyment. Modern cars use much more sophisticated materials to lessen road noise & vibrations inherent in all vehicles. MAC's is proud to offer the best sound deadener on the market, Dynamat Xtreme®. Originally created to improve stereo performance, many restorers & hot rodders use Dynamat Xtreme® to create a quieter cabin environment. Now you can too!



ALL 18" x 32" sheet, this is an easy to use "peel & stick" format. Just peel away the backing paper & the factory applied adhesive does the rest DYNAMAT-0433 29.95



Glove Boxes

All glove boxes are made, as per original, with black panel board & cloth lining (when appropriate) & include mounting hardware.



1932	Tan fabric inside, 3 window Coupe	B-43000	15.00
33-34	Tan fabric inside, all styles, passenger	40-43000	15.00
35-36	Closed car, with lid liner also	48-43000-AS	15.00
35-36	Open car, with lid liner also	48-43000-BS	15.00
35-37	Pickup	67-43000	15.00
1937	All styles, passenger	78-43000	15.00
38-39	Closed car, except station wagon	81A-43000-AS	15.00
38-39	Open car & station wagon	81A-43000-BS	15.00
38-39	Pickup	77-43000	15.00
1940	All styles, passenger	01A-43000	15.00
1940	Mercury	09A-43000	15.00
40-47	Pickup	01C-43000	15.00
1941	All styles, passenger	11A-43000	15.00
42-48	All styles, passenger	21A-43000	15.00
42-48	Mercury	59A-43000	15.00

Glove Box Doors

Glove box doors have inner steel panel for attachment of hinges. Allow 2-4 weeks delivery time for fiberglass glove box doors.

1932	Fiberglass, 3 window Coupe	B-43001	235.00
------	--------------------------------------	---------	--------



33-34	Steel, die-stamped, ready to paint	40-43001	65.25
35-36	Fiberglass, outer door only, Roadster & Phaeton, black	48-43001	58.25
38-39	Fiberglass, convertible	78-43001	235.00
1940	Fiberglass, Coupe, Sedan, convertible, passenger	01A-43001	235.00



1940	Steel, die stamped, Standard, includes trim mounting holes	01A-43001-S	59.75
1940	Steel, die stamped, Deluxe, includes clock port & trim mounting holes	01A-43001-D	59.75

Glove Box Door Repair Kit



33-34	Repair kit, 1 bumper, 1 clip & 1 spring	40-43000-RK	9.95 kit
-------	---	-------------	----------

Glove Box Decals



1941	Tire & oil pressure decal, in glove box, passenger	DF581	3.75
1942	Tire & oil pressure decal, in glove box, passenger	DF674	3.75
46-48	Tire & oil pressure decal, in glove box, passenger	DF128	3.50

Glove Box Hinges & Hinge Pins

1932	Hinge, 3 window Coupe	B-43002-H	43.40
1932	Hinge pin, 3 window Coupe	B-43002-P	10.85
33-34	Hinge, passenger	40-701662	18.95
33-34	Hinge pin, passenger	40-701674	5.75
40-48	Hinge, passenger	01A-43002-H	40.75

Glove Box Knobs

32-34	Pickup, 33 passenger, black	40-701656-A	6.75
35-39	Pickup, early 36 passenger, black	68-701656-A	6.95
1940	Pickup, sand	01C-701656	6.75

Glove Box Parts

35-48	Lid rubber bumpers, upper, thin, passenger, 35-47 pickup	48-7006066	1.25 pair
35-48	Lid rubber bumpers, upper, thick, passenger, 35-47 pickup	91A-7006066	1.95 pair
40-48	Door stops, rubber coated steel, Ford & Mercury, lower	09A-7006117	9.35 pair

1940	Lock, includes keys & mounting bolts, exact reproduction, Standard & Deluxe	01A-7006081	41.95
------	---	-------------	-------

42-48	Lock, includes keys & mounting bolts, exact reproduction, passenger	21A-7006081	48.95
-------	---	-------------	-------

35-48	Key blank, "Hurd"	91A-3686-KC	5.50
35-37	Clip, spring, passenger, 35-38 & 40-41 pickup (2 required)	48-701676	7.50
38-39	Clip, passenger, 44-50 pickup, pickup only needs 1 clip (2 required)	81A-701674	5.85



Cowl Vent Rubber Seals



- 1932 Passenger, 32-34 pickup (not shown) . . . B-700616 13.50
- 33-34 Passenger, 35-36 pickup, has lip40-700616 20.00
- 35-36 Passenger (not shown)48-700616 20.00
- 37-38 Passenger & pickup, will work on
37-48 passenger & 37-47 pickup . . .78-700616 20.00



- 39-42 Passenger & pickup, authentic looking,
with raised ribs91A-700616 26.50
- 46-48 Passenger, 46-47 pickup, authentic looking,
with groove & raised ribs.51A-700616 26.50

Cowl Vent Hinges & Springs



- 1932 Hinge, passenger, 32-34 pickup B-35260 31.00
- 33-34 Hinge, passenger, 35-36 pickup40-35260 31.00



- 1932 Spring, passenger, 32-34 pickup B-35269 3.95
- 33-37 Spring, passenger, 35-37 pickup40-35269 3.95

Cowl Vent Ratchets



- 1932 Passenger, 32-34 pickup. B-35276 9.95
- 33-34 Passenger, 35-37 pickup (not shown) . . .40-35276 9.95
- 35-36 Passenger48-35276 13.25

Cowl to Firewall Seal



- 1932 Rubber, passenger & pickup. B-7001620 14.25

Cowl Vent Lids



- 1932 Fiberglass, passenger, 32-34 pickup . . . B-17900 164.00
- 1932 Steel, passenger, 32-34 pickup
(shown)B-17900-STL 145.00



- 33-34 Steel, passenger, 35-36 pickup.40-17900 72.95
- 39-40 Fiberglass, passenger.91A-17900 164.00

Cowl Vent Lower Rain Gutter Trough



- 1932 With drain tube B-17901 88.50

Cowl Vent Screens



- 1932 **NEW** Passenger, 32-34 pickup,
not used originally, but developed
recently for your Deuce! B-700590 45.50
- 35-36 Passenger48-700590 24.75
- 39-40 Passenger, 39-47 pickup, includes
mounting screws01A-700590 39.75

Cowl Vent Handles

These quality reproduction handles are solid brass with triple chrome plating.



- 1932 Chrome, passenger, 32-34 pickup B-700611 19.75
- 33-36 Chrome, passenger.40-700611 19.75



- 35-36 **NEW** Chrome, pickup.50-700611 21.75

Cowl Vent Plastic Knobs



- 1937 Standard, light brown78-7002145-A 7.75
- 1937 Deluxe, yellow-brown78-7002145-B 7.75
- 1938 Standard & Deluxe, ivory81A-7002145 7.75
- 1939 Standard & Deluxe, light yellow91A-7002145 7.75
- 1940 Standard & pickup, sand.01A-7002145-A 7.75



- 1940 Deluxe, red-brown.01A-7002145-B 7.75
- 1941 Passenger, 42 Deluxe & Super Deluxe,
light tan11A-7213 7.75
- 41-47 Pickup, black.11C-7002145 7.75
- 1942 Special, maroon01A-7213-B 7.75



- 42-48 Passenger, black.21A-7002145-B 7.75
- 1946 Deluxe, chocolate51A-7213-CB 7.75
- 1946 Super Deluxe, blue-gray51A-7213-B 7.75
- 1946 Convertible & Sportsman,
47-48 all styles, gray-tan.51A-7213-C 7.75



Firewall Insulators, Top Quality One-Piece Design

This early Ford firewall insulator panel is your first line of defense to stop engine noise and heat from entering the passenger cabin. Molded with period correct "chicken track" texture to fit the engine setback and firewall contours, it is a faithful reproduction of the original insulator panel. Installation uses stock mounting holes and includes insulation. Also available without holes (on 1937-39 models the battery box is a separate piece like original).

OS Because of the size of all these firewall insulators, additional shipping charges will be incurred.



1932	V8 passenger & pickup, requires 12 studs.	18-700770-A	210.00
1932	4 cylinder, Model B, passenger & pickup, requires 12 studs.	B-700770-B	203.00
33-34	V8 passenger, requires 12 studs	40-700770-A	203.00
33-34	V8 pickup, requires 12 studs	46-700770-A	203.00
35-36	Passenger, requires 11 studs	48-700770-A	203.00
35-36	Pickup, requires 15 studs	50-700770-A	210.00
37-39	Passenger, with 85 HP, requires 10 studs.	78-700770-B	205.00
37-39	Passenger, with 60 HP, requires 10 studs.	78-700770-C	205.00
37-39	Pickup, requires 13 studs	75-700770-A	203.00
1939	Deluxe, requires 10 studs	91A-700770-A	210.00
39-40	Passenger, Mercury, requires 12 studs.	99A-700770-A	203.00
1940	Passenger, requires 8 studs	01A-700770-A	203.00
40-47	Pickup, requires 11 studs	01C-700770-A	165.00
1941	Standard, requires 8 studs	11A-700770-A	172.00
1941	Deluxe, requires 8 studs	11A-700770-B	210.00
42-48	Passenger, requires 8 studs	21A-700770-A	170.00

Firewall Rubber Grommets



1932	Firewall rubber grommet & plug set, 11 pieces, passenger	B-700731	14.85 set
1932	Wire loom rubber grommet thru firewall (part of above set).	B-14603	1.75



33-34	Firewall rubber grommets & drain tube set, 5 pieces, passenger.	40-14600-ST	7.95 set
33-34	Wire loom rubber grommet thru firewall (part of above set).	40-14603	1.50
35-48	Wire loom rubber grommet thru firewall.	48-14603	4.90

Also see page 146 for other firewall grommets.

Fiberglass Firewall Insulators, Economy Style

These panels are exact shape & ready to install. Holes are marked but not drilled. They have a close-to-original type texture face. They reduce engine noise & provide heat protection. Installation studs are listed below & must be ordered separately. Panel insulation kit listed below also needed.

OS Because of the size of all these firewall insulators, additional shipping charges will be incurred.



1932	V8 passenger & pickup, requires 12 studs.	18-700770	103.95
33-34	V8 passenger, requires 12 studs	40-700770	103.95
33-34	V8 pickup, requires 12 studs, holes are not marked	46-700770	103.95
35-36	Passenger, requires 11 studs	48-700770	103.95
35-36	Pickup, requires 15 studs	50-700770	103.95
37-38	Passenger, 39 Standard, requires 9 studs.	78-700770	103.95
37-39	Pickup, requires 13 studs	75-700770	103.95
1939	Deluxe, requires 10 studs	91A-700770	103.95
39-40	Passenger, Mercury, requires 12 studs.	99A-700770	103.95
1940	Passenger, requires 8 studs	01A-700770	103.95
40-47	Pickup, requires 11 studs	01C-700770	103.95
1941	Standard, requires 8 studs	11A-700770	103.95
42-48	Passenger, requires 8 studs	21A-700770	103.95

Panel Insulation Kits, Behind Fiberglass Firewall Insulator

These insulation pads are heavy jute like original. They are die cut with holes pre-punched. Fits between metal firewall & the firewall insulation panels listed above.



1932	Passenger & pickup	18-700771	32.50 kit
33-34	Passenger	40-700771	32.50 kit
33-34	Pickup	46-700771-P	32.50 kit
35-36	Passenger	48-700771	32.50 kit
35-36	Pickup	50-700771	32.50 kit
37-39	Pickup	75-700771	32.50 kit
37-38	Passenger, 39 Standard	78-700771	32.50 kit
1940	Passenger, 39 Deluxe.	91A-700771	32.50 kit
39-40	Passenger, Mercury	99A-700771	32.50 kit
40-47	Pickup	01C-700771	32.50 kit
1941	Passenger	11A-700771	32.50 kit
42-48	Passenger	21A-700771	32.50 kit

Firewall Insulation

Firewall insulation, a well insulated firewall, transmission tunnel & floor pans are a must for any restoration or street rod. This insulation is a jute padding material with a space-age reflective foil bonded on both sides reflecting sources of heat. Rated R18.3 (700° F heat resistance). Can also be used in kick panels, rumble seat panels, inside door panels, under carpeting & an unlimited number of other non-automotive related uses.



ALL	48" x 72" x 5/16"	V700770X	32.00 roll
-----	-----------------------------	----------	------------

Installation Studs (as required)

35-77	Passenger, 35-47 pickup with a 7/8" reach (correct stud for 1932-1934 not available).	48-7001670-A	2.75
44-52	Pickup with a 1/2" reach	48-7001670-B	2.95





AcoustiSHIELD®

Introducing a multi-stage, automotive insulation & sound damping system designed to give your "V8 Ford" the "quiet riding comfort" found in today's vehicles. These kits are designed with current state-of-the-art auto acoustic technology, made specifically to insulate & control the noise, vibration & heat in your "V8 Ford." Kits are pre-cut & easily installed in a couple of hours with easy-to-follow illustrated instructions. These kits come with everything you need to do the job right:

Stage 1: Dynamat Xtreme sound damper pads are self-adhesive and ready to install. They are strategically located to stop noise and vibration in the floor, body, roof, cowl and door panels.

Stage 2: Thermal-acoustic insulation panels are pre-cut and ready to install to stop radiant heat from entering the passenger cabin. This insulation also reduces passenger cabin noise levels by 50 percent.

Kits Include:

- Fully illustrated instructions for an easy installation.
- Pre-sized sound damper pads.
- Pre-trimmed heat absorber/barrier panels.
- Spray adhesive & sealing tape.

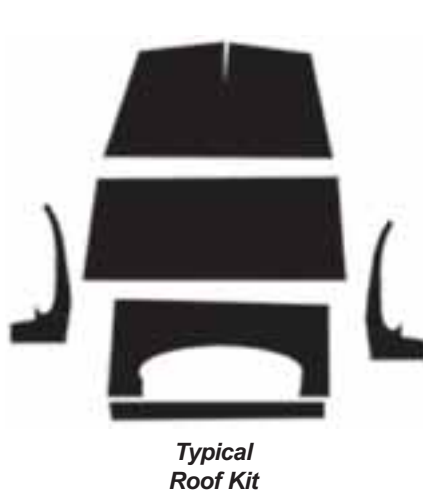
See page 34 for other insulation options

All kits subject to a \$40.00 flat shipping fee in the contiguous US, please allow 2-3 weeks for shipping. Shipping charges will be incurred even if picked up at our store.

AcoustiShield® Complete Insulation Kits

1932 Roadster	AS-32RDST-KT	460.00 kit
1932 3 window Coupe	AS-32CPE3W-KT	560.00 kit
1932 5 window Coupe	AS-32CPE5W-KT	560.00 kit
1932 Tudor Sedan	AS-32TDRSDN-KT	500.00 kit
1932 Fordor Sedan	AS-32FDRSDN-KT	530.00 kit
32-34 Pickup	AS-3234PU-KT	360.00 kit
33-34 Roadster	AS-3334RDST-KT	460.00 kit
33-34 Cabriolet	AS-3334CAB-KT	460.00 kit
33-34 3 window Coupe	AS-3334CPE3W-KT	560.00 kit
33-34 5 window Coupe	AS-3334CPE5W-KT	560.00 kit
33-34 Slant back Tudor Sedan	AS-3334TDRSDN/SB-KT	500.00 kit
33-34 Slant back Fordor Sedan	AS-3334FDRSDN/SB-KT	530.00 kit
35-36 Cabriolet	AS-3536CAB-KT	460.00 kit
35-36 Convertible	AS-3536CONV-KT	460.00 kit
35-36 3 window Coupe	AS-3536CPE3W-KT	560.00 kit
35-36 5 window Coupe	AS-3536CPE5W-KT	560.00 kit
35-36 Slant back Tudor Sedan	AS-3536TDRSDN/SB-KT	585.00 kit
35-36 Slant back Fordor Sedan	AS-3536FDRSDN/SB-KT	600.00 kit
35-36 Trunk back Tudor Sedan	AS-3536TDRSDN/TB-KT	585.00 kit
35-36 Trunk back Fordor Sedan	AS-3536FDRSDN/TB-KT	600.00 kit

35-39 Pickup	AS-3539PU-KT	380.00 kit
37-38 Convertible, 39 Standard	AS-3739CONV-KT	460.00 kit
37-38 3 window Coupe, 39 Standard	AS-3739CPE3W-KT	560.00 kit
37-38 5 window Coupe, 39 Standard	AS-3739CPE5W-KT	560.00 kit
37-38 Tudor Sedan, 39 Standard	AS-3739TDRSDN-KT	585.00 kit
37-38 Fordor Sedan, 39 Standard	AS-3739FDRSDN-KT	600.00 kit
1940 Convertible, 39 Deluxe	AS-3940CONV-KT	460.00 kit
1940 5 window Coupe, 39 Deluxe	AS-3940CPE5W-KT	560.00 kit
1940 Tudor Sedan, 39 Deluxe	AS-3940TDRSDN-KT	585.00 kit
1940 Fordor Sedan, 39 Deluxe	AS-3940FDRSDN-KT	600.00 kit
39-40 Sedan Delivery	AS-3940SDNDEL-KT	685.00 kit
40-47 Pickup	AS-4047PU-KT	378.00 kit
41-48 Convertible	AS-4148CONV-KT	460.00 kit
41-48 5 window Coupe	AS-4148CPE5W-KT	560.00 kit
41-48 Tudor Sedan	AS-4148TDRSDN-KT	585.00 kit
41-48 Fordor Sedan	AS-4148FDRSDN-KT	600.00 kit
41-48 Sedan Delivery	AS-4148SDNDEL-KT	685.00 kit



Typical Roof Kit



Typical Floor Kit



Typical Trunk Kit




Typical Body Kit

Typical Cowl Kit



Front Wooden Floorboards



- 1932 Passenger, 2 pieces18-700325 240.00 set
- 1932 Pickup & station wagon,
2 pieces..... B-700325 230.00 set



- 33-34 Passenger.....40-700325 47.95



- 35-36 Passenger, 2 pieces48-700325 47.95 set



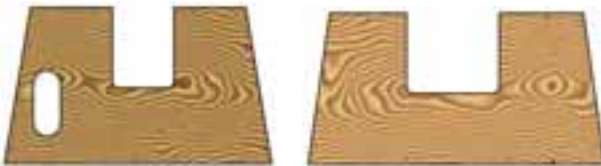
- 37-38 Passenger, 2 pieces78-700325 47.95 set



- 1939 Passenger, 2 pieces 91A-700325 47.95 set



- 1940 Passenger, 2 pieces 01A-700325 40.00 set




- 33-34 Pickup46-700325 47.95
- 37-39 Pickup, Model 75, 79,
81T & 91T75-700325 47.95

Floorboard Screw & Washer Kits




- 1932 30 pieces.....V80028B 3.15 kit
- 33-40 28 pieces, passenger, 33-39 pickup....V80028C 3.95 kit


Center Floor Pan Screw & Washer Kits



- 33-34 14 pieces.....V80030A 2.65 kit



- 35-36 22 pieces, also mounts battery
cover plate.....V80030B 3.00 kit



- 37-40 22 pieces.....V80030C 2.35 kit

Floorboard Seals



- 28-34 1-piece 120" long woven lacing &
1 package of tacks (shown)A35170AS 8.00 set
- 35-36 Between wood & metal, molded
sponge rubber, passenger,
limited availability (shown) 68-700364/5 40.00 pair
- 37-38 Between wood & metal, molded
sponge rubber, includes seal at
steering tube, passenger,
limited availability 78-700364/5 40.00 pair
- 1939 Between wood & metal, molded sponge rubber,
includes seal at steering tube, passenger,
limited availability 91A-7011508/9 43.50 pair



- 1940 Between wood & metal, molded sponge
rubber, passenger,
limited availability 01A-7011508/9 49.95 pair



- 41-48 Between wood & metal, (1) 40" sponge rubber
& (1) 40" lacing, passenger.....11A-7011508 23.25 kit



Pedal & Steering Column Cover Plates



- 1932 Around column, clutch & brake, steel, passenger (shown) B-35122 20.95
- 1932 **NEW** 2 piece set, around pedals & column, steel, laser cut to Ford prints, passenger. B-35122-ST 23.95 set
- 1932 **NEW** Same as above, **except** pickup B-76199-ST 20.95 set
- 33-34 Around column, clutch & brake, steel, passenger (shown) 40-700392 29.95



- 35-36 Around pedals, steel, 7-1/2" x 4-1/2", passenger 48-700392 20.95
- 1936 Around pedals, steel, 8" x 4-5/8", passenger 48-700392-L 20.95
- 40-41 Tube & pedal floor plate, pickup, steel 01C-8112145 25.00

Pedal & Steering Tube Floor Seals

Fits into wood floorboard openings & are held down by pedal cover plates listed above. Sponge rubber.



- 1932 Passenger & pickup B-7001730 9.50
- 33-34 Passenger 40-7001730 9.50



- 35-38 4 pieces, passenger 48-7001730 9.50 set
- 1940 Passenger 01A-7001730 4.75

Top Transmission to Floor Seals



- 1932 Sponge rubber, passenger & pickup B-7012130 9.50
- 33-36 Sponge rubber, passenger 40-7012130 9.50
- 37-39 Sponge rubber, passenger, 40-41 commercial 78-7012130 9.50
- 42-47 Sponge rubber floorshift, pickup. 51C-8112130 13.95

Steering Tube Seals

Seals for 1937-39 vehicles are part of floorboard seal sets.



- 41-48 For below floor mat, sponge rubber, passenger 11A-7001731 9.50
- 41-48 For on top of floor mat, molded rubber, passenger 11A-7001730 7.45
- 41-48 For below floor mat, sponge rubber, Mercury (not shown) 19A-7001731 13.95

Clutch & Brake Arm Bumpers



- 32-34 Pedal bumpers, fit into metal plate B-35184 3.45 pair
- 35-38 Arm bumpers, fit under wooden floorboards. 48-700386 3.50 pair
- 35-36 Battery hole cover plate, stamped steel, passenger. 48-700336 58.25

Battery Cover & Parts



- 35-36 Battery hole cover plate, stamped steel, passenger 48-700336 58.25
- 35-36 Battery deflector rubber seal, keeps water off battery terminals, passenger 48-700374 5.00

Rubber Floor Plug



- 41-48 Between floor & frame, 4 pieces, passenger 11A-7011115-S 6.00 set

Master Cylinder Cover



- 39-51 Rubberized over steel, plugs in floor, passenger & pickup. 91A-7011136 5.95

Transmission Cover Floor Seals



- 37-48 Sponge rubber, passenger 78-7012125 7.50 pair
- 40-47 Cork, pickup & commercial, 3 pieces. 01C-8112125 14.95 set

Differential Inspection Cover Plate



- 33-36 Steel 40-700326-C 29.95

Transmission Floor Covers

SHIPPING OS *Because of the size of all these floor covers, additional shipping charges will be incurred.*



- 33-34 Die stamped 40-700380 79.95
- 40-47 Die stamped, pickup 01C-7012108 120.00

Emergency Brake Floor Seals




- 33-34 Goes under transmission floor cover, passenger. 40-700384 6.25
- 35-36 Floorseal, goes under transmission floor cover, passenger. 48-700384 6.25
- 35-36 Fits into slotted hole in transmission cover, pickup, 35-47 commercial 50-810384 7.45



WINDOW CHANNELS

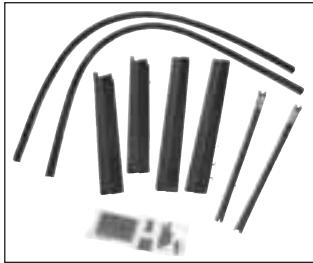
The interior of your early V8 Ford will be a quieter & more weatherproof environment with the installation of a top-quality, accurately produced window channel kit. Made to original Ford specifications, these complete felt glass channels (also known as "cat whiskers" & "anti-rattle kits") will add value & the feeling of a job well done to your restoration.



New Front Door Window Channel Kits

All the pre-cut & correct lengths of glass run channels & cat whiskers you will require to correctly install your side glass. These American-made kits will save you money & time & come complete with fasteners when necessary. A simple way to rid your vehicle of annoying rattles & wind noise.

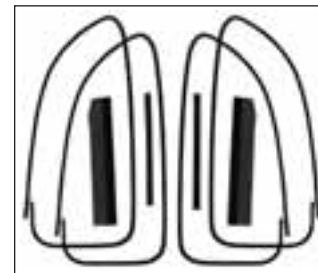
None of these kits have stainless steel beading unless noted.



1932	3 window Coupe	B-45983-3W	65.00 kit
1932	5 window Coupe, Tudor & Fordor Sedan	B-45983-ALL	65.00 kit
1932	Victoria & B400	B-45983-V	65.00 kit
1933	3 window Coupe	18-45983-3W	72.75 kit
1933	5 window Coupe, Tudor Sedan, Fordor Sedan & Victoria	18-45983-5W4D2D	65.00 kit
1934	3 window Coupe	40-45983-3W	87.00 kit
E34	5 window Coupe with handle at front of door (early type)	40-45983-5WF	87.00 kit
L34	5 window Coupe with handle at center of door (later type)	40-45983-5WC	95.00 kit
E34	Fordor Sedan with handle at front of door (early type), handle is 1" from the edge of the door	40-45983-4DF	87.00 kit
L34	Fordor Sedan with handle at center of door (later type), handle is 9" from the edge of the door	40-45983-4DC	95.00 kit
E34	Tudor Sedan with handle at front of door (early type), Victoria	40-45983-2DF	87.00 kit
L34	Tudor Sedan with handle at center of door (later type), Victoria	40-45983-2DC	95.00 kit

1935-36 Notes

Note that 1935-1936 had a major change in window channels. If you have a U-shaped channel with a rear metal batwing channel, order a kit that ends with an A or F. If you have a 1 sided felt material all the way around your window, order a kit that ends with a B or C. If you have no existing channel, we recommend ordering a kit that ends with B or C.



35-36	3 window Coupe with 1 sided felt strip on garnish mouldings & doors, center mount handle	48-45983-3WB	105.00 kit
35-36	3 window Coupe with rubber bumpers on garnish mouldings & doors, front mount handle	48-45983-3WA	95.00 kit
35-36	5 window Coupe & Fordor with felt strip on garnish mouldings & doors, center mount handle	48-45983-5W4DB	105.00 kit
35-36	5 window Coupe & Fordor with rubber bumpers on garnish mouldings & doors, front mount handle	48-45983-5W4DA	95.00 kit
35-36	Tudor Sedan with 1 sided felt strip on garnish mouldings & doors, center mount handle	48-45983-2DC	105.00 kit
35-36	Tudor Sedan with rubber bumpers on garnish mouldings & doors, front mount handle	48-45983-2SF	95.00 kit
35-36	Cabriolet, felt strip with stainless bead on garnish mouldings & doors	48-45983-CA	95.00 kit

Window Rubber & Felt Glass Channel Adhesive

This high-strength, fast drying, non-staining adhesive is specifically made for automotive trim.



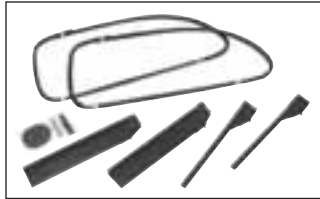
ALL3M brand, black, 5 oz. tube RSP28 9.25



1937-39 Notes

These kits include the upper felt seal, staples & installation screws, which are used to mount the lower metal channels. The lower metal channels have clips attached to accept the screws.

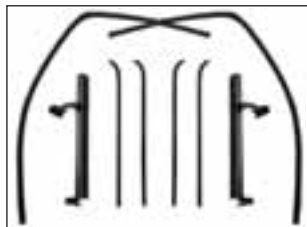
1937-1939 Upper channel strips originally were fastened with a punch-in clip (48-703536-A) on the body & a snap-in clip (48-703536-B) on the garnish moulding. Order separately if desired (listed on the next page).



37-39 Tudor Sedan & Club Coupe	78-45983-2D	105.00 kit
37-39 Coupe, Fordor Sedan & Sedan Delivery	78-45983-5W4D	105.00 kit

1940 Notes

Vent window edge seal not included, but can be purchased (7022296 listings, "vent window parts" on page 201).



1940 Tudor Sedan	01A-45983-2D	95.00 kit
1940 Coupe & Fordor Sedan & Sedan Delivery	01A-45983-5W4D	95.00 kit
1940 Convertible	01A-45983-C	55.00 kit

1941-42 Coupe & Sedan Notes

1941-42 Coupes & Sedans had two styles of mounting brackets on the front edge metal channel. One is a straight bracket with slotted holes & the other is an angled bracket with threaded holes. Order 'A' kits if you have straight bracket with slotted holes & order 'B' kits if you have angled brackets with threaded holes.

Vent window edge seal not included, but can be purchased (7022296 listings, "vent window parts" on page 201).



PART OF 11A-45983-5W4DA

41-42 Tudor Sedan & Coupe Sedan (large door), with straight bracket & slotted holes.	11A-45983-2DA	95.00 kit
41-42 With angled bracket on the inner channel, Tudor Sedan & Coupe Sedan (large door)	11A-45983-2DB	95.00 kit
41-42 Coupe, Fordor sedan, Business Coupe (small door) & Sedan Delivery, with straight bracket & slotted holes.	11A-45983-5W4DA	95.00 kit
41-42 With angled bracket on the inner channel, Coupe, Fordor Sedan, Business Coupe (small door) & Sedan Delivery	11A-45983-5W4DB	95.00 kit
1941 Convertible, without vent window edge seals	11A-45983-C	63.00 kit
42-48 Convertible, without vent window edge seals	21A-45983-C	63.00 kit

1946-48 Coupe & Sedan Notes

1946-48 Coupes had two door sizes. The large door window opening size is approximately 26" & the small size is approximately 17.5". Measurements are from inside edge of vent divide to door post. Order 2D kits for large door & 5W/4D for small door.

46-48 Tudor Sedan & Coupe Sedan, 26" door, stainless beading (shown opposite page top)	51A-45983-2D	95.00 kit
46-48 Coupe, Business Coupe & Fordor Sedan, 17.5" door, stainless beading	51A-45983-5W/4D	95.00 kit

1932-47 Pickup

32-34 Pickup	B-45983-PU	63.00 kit
35-37 Pickup with rubber bumpers on garnish mouldings & doors	50-45983-PUA	87.00 kit
35-37 Pickup with 1 sided felt strips on garnish mouldings & doors	50-45983-PUB	95.00 kit
38-39 Pickup	81C-45983-PU	87.00 kit
40-41 Pickup	01C-45983-PU	87.00 kit
42-47 Pickup	21C-45983-PU	87.00 kit

Rear Door & Rear Quarter Window Channel Kits

Felt glass channel kits are also known as "anti-rattlers" or "cat whiskers." One kit does both sides.

Rear Doors

1932 Fordor Sedan, includes quarter window rubber.	B-56791	75.00 kit
1933 Fordor Sedan	18-56791	75.00 kit
E34 Fordor Sedan with handle at front of door (early type)	40-56791-F	78.00 kit
L34 Fordor Sedan with handle at center of door (late type)	40-56791-C	78.00 kit
35-36 Fordor Sedan with rubber bumpers on garnish mouldings, front mounted handles, includes the 1-sided felts for the roll-up quarter windows	48-56791-A	105.00 kit
35-36 Fordor with felt strips on garnish mouldings & doors, center mounted handles	48-56791-B	75.00 kit
37-38 Fordor Sedan	78-56791	75.00 kit
39-40 Fordor Sedan	91A-56791	75.00 kit
41-42 Fordor Sedan	11A-56791	95.00 kit
46-48 Fordor Sedan, stainless beading	51A-56791	95.00 kit

Rear Quarter Windows

32-33 Tudor Sedan	B-56786	63.00 kit
1932 B400 body	B-56786-400	63.00 kit
1932 Victoria	B-56786-V	63.00 kit
1934 Tudor Sedan & Victoria	40-56786	75.00 kit
35-36 Tudor Sedan with rubber bumpers on garnish mouldings & doors, with center handle	48-56786-A	95.00 kit
35-36 Tudor Sedan with felt strips on garnish mouldings & doors, with front handle	48-56786-B	105.00 kit
37-38 Tudor Sedan, 38 Standard Tudor Sedan	78-56786	95.00 kit
1938 39-40, 38 Deluxe Tudor Sedan	81A-56786	95.00 kit
41-42 Tudor	11A-56786	95.00 kit
46-48 Tudor, stainless beading	51A-56786	95.00 kit

Rear Roll Down Window Channel Kits

Also known as "anti-rattlers" or "felt glass channel kits."



30-34 3 & 5 window Coupe	A46108	26.25 kit
35-36 3 & 5 window Coupe	48-46108	48.00 kit



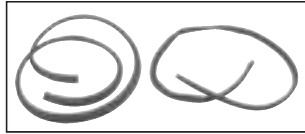
Window Channels, Convertibles Only (as required)

The metal retainers & metal inserts listed below fit between the windshield post & doors, also used on top irons.



- | | | | |
|-------|---|--------------|-------|
| 32-39 | Rubber, 1" wide, 30" piece | 18-45983-R | 4.95 |
| 32-39 | Stainless steel, channel is 1" wide, 36" piece, cut to size | 18-45983-SS | 27.95 |
| 40-48 | Rubber, 3/4" wide, 30" piece | 01A-45983-R | 4.95 |
| 40-48 | Stainless steel, channel is 3/4" wide, 36" piece, cut to size | 01A-45983-SS | 27.95 |

Used to cover metal & rubber listed above, giving it a finished look.



- | | | | |
|-------|--|------------|------------|
| 32-48 | Adhesive top seal felt cover, 2-3/4" x 10', black | 18-45983-F | 16.50 roll |
| 35-48 | Door window frame seals, convertible, 35-36 Cabriolet (2 required) | 48-762232 | 9.30 |

Window Felt Fastener Screws, Clips & Staple



- | | | | |
|-------|--|-------------|-----------|
| 32-48 | Screws, fasten felt strip & "U" channels on body & garnish moulding, black oxide, 25-piece kit | B-703536 | 2.85 kit |
| 35-40 | Clips, hold felt to body, 25-piece kit, passenger | 48-703536-A | 10.95 kit |
| 35-39 | Clips, hold felt to garnish moulding, 25-piece kit, passenger | 48-703536-B | 8.95 kit |
| 37-48 | Staples, hold felt to garnish moulding, 25-piece kit, passenger | 78-703536 | 2.85 kit |
| 41-48 | Clips, hold felt to body, 25-piece kit, passenger | 11A-703536 | 5.45 kit |

Trim, Moulding & Emblem Tool Set

Made of heavy-duty flexible plastic, so they won't break or scratch your paint job, these tools can be used on any trim work on your vehicle. There is a tool for almost any job you can think of, like removing moulding at the fastener point or glued-on weather stripping. The fine chisel-edged tools allow you to do it all without damage.

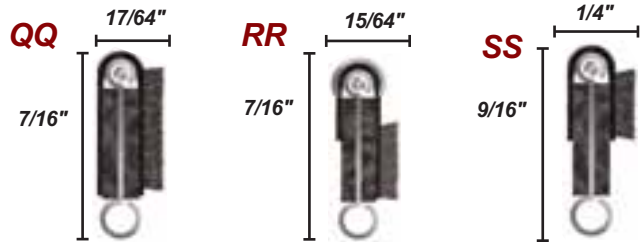


- ALL **NEW** 5 pieces TOOL-TRIM 14.95 set

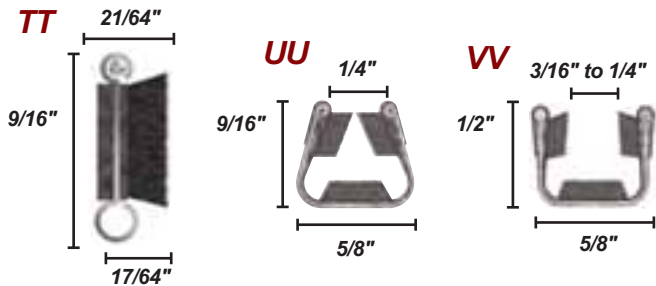
Window Channel Sticks (as required)

See the illustrations below for the shape & dimensions of MAC'S window channel sticks. These are convenient & universal channels that come in 8 foot lengths. One-sided strips (cat whiskers) are generally used on garnish mouldings while U-shaped channels are used in division bars & for glass runs.

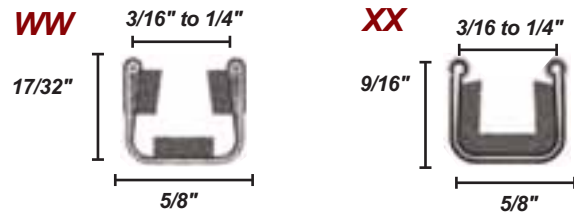
NOTE Because of the length of these window channels, additional shipping charges will be incurred.



- | | | | |
|-------|-------------------------------------|----------|-------|
| 32-48 | 96" piece | V45983QQ | 15.95 |
| 32-48 | 96" piece, has stainless steel bead | V45983RR | 14.95 |
| 32-48 | 96" piece | V45983SS | 18.75 |



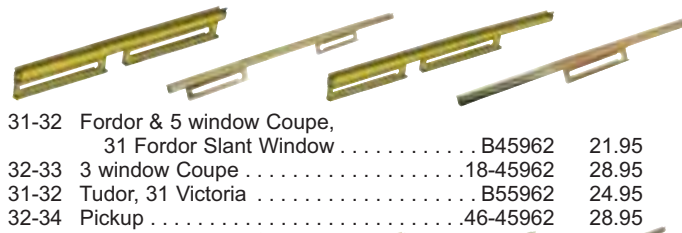
- | | | | |
|-------|-------------------------------------|----------|-------|
| 32-48 | 96" piece, has stainless steel bead | V45983TT | 17.95 |
| 32-48 | 96" piece, felt lining | V45983UU | 25.75 |
| 32-48 | 96" piece, pile & felt lining | V45983VV | 23.50 |




- | | | | |
|-------|---|----------|-------|
| 32-48 | 96" piece, pile lining | V45983WW | 23.50 |
| 32-48 | 96" piece, has stainless steel bead, pile & felt lining | V45983XX | 26.50 |




Right Front Door Window




31-32	Fordor & 5 window Coupe, 31 Fordor Slant Window	B45962	21.95
32-33	3 window Coupe	18-45962	28.95
31-32	Tudor, 31 Victoria	B55962	24.95
32-34	Pickup	46-45962	28.95




1933	Fordor & 5 window Coupe	40-45962-A	28.95
1933	Tudor & Victoria	40-55962-A	28.95
1934	Fordor & 5 window Coupe	40-45962-B	28.95
1934	Tudor & 3 window Coupe	40-55962-B	28.95



35-36	Fordor & 5 window Coupe	48-45962	28.95
35-36	Tudor & 3 window Coupe	48-55962	28.95
35-37	Pickup & panel	77-55962	28.95
37-39	Fordor & Coupe	78-45962	28.95




37-39	Tudor & Club Coupe	78-55962	28.95
38-42	Pickup	81C-55962	28.95
1940	Fordor & Coupe	01A-45962	28.95
1940	Tudor	01A-55962	28.95




41-48	Fordor & Business Coupe	11A-45962	28.95
41-48	Sedan Coupe & Tudor	11A-55962	28.95
41-48	Station Wagon, Ford & Mercury	11A-7921462	32.75

Right Rear Quarter Window



1932	Tudor	B-56787-A	28.95
1933	Tudor	B-56787-B	28.95
34-40	Tudor	40-56787	28.95
41-48	Tudor	11A-56787	28.95

Right Rear Door Window



32-34	Fordor	B-56789	28.95
35-36	Fordor	48-56789	28.95
37-40	Fordor	78-56789	28.95
41-48	Fordor	11A-56789	28.95

Left Front Door Window



31-32	Fordor & 5 window Coupe, 31 Fordor Slant Window	B45963	21.95
32-33	3 window Coupe	18-45963	28.95
31-32	Tudor, 31 Victoria	B55963	24.95
32-34	Pickup	46-45963	28.95




1933	Fordor & 5 window Coupe	40-45963-A	28.95
1933	Tudor & Victoria	40-55963-A	28.95
1934	Fordor & 5 window Coupe	40-45963-B	28.95
1934	Tudor & 3 window Coupe	40-55963-B	28.95



35-36	Fordor & 5 window Coupe	48-45963	28.95
35-36	Tudor & 3 window Coupe	48-55963	28.95
35-37	Pickup & panel	77-55963	28.95
37-39	Fordor & Coupe	78-45963	28.95




37-39	Tudor & Club Coupe	78-55963	28.95
38-42	Pickup	81C-55963	28.95
1940	Fordor & Coupe	01A-45963	28.95
1940	Tudor	01A-55963	28.95



41-48	Fordor & Business Coupe	11A-45963	28.95
41-48	Sedan Coupe & Tudor	11A-55963	28.95
41-48	Station Wagon, Ford & Mercury	11A-7921463	32.75

Left Rear Quarter Window



1932	Tudor	B-56788-A	28.95
1933	Tudor	B-56788-B	28.95
34-40	Tudor	40-56788	28.95
41-48	Tudor	11A-56788	28.95

Left Rear Door Window



32-34	Fordor	B-56790	28.95
35-36	Fordor	48-56790	28.95
37-40	Fordor	78-56790	28.95
41-48	Fordor	11A-56790	28.95

Rear Roll Down Window



32-36	Coupe	B-47106	8.75
-------	-------	---------	------

Glass Bedding

The bottom edge of your glass sets in the metal channels, which should be lined with glass bedding. The glass bedding helps protect & secure the glass in the glass channel.



ALL	Glass bedding, 10' roll, rubber & cork composition, holds glass to channel	A45963X	7.50 roll
-----	--	---------	-----------

Metal Glass Channel Rubber Seal (as required)

Has added outer lip to keep water out when glass is in up position.



28-38	Door glass seal, 36" piece, fits into metal glass channel & cushions glass, closed car & Cabriolet, not bonded	A45989	4.40
-------	--	--------	------



Upper Door Seals & Kits



32 3 window Coupe
33-34 closed car



37-48 closed car



35-36 closed car



39-40 Mercury Coupe



35-36 Fordor Sedan



37-48 Coupe,
Tudor, Fordor
Sedan, Closed Car

1932	3 window Coupe, 33-34 Tudor & Coupe (2) 32-1/2" pieces	40-7043724-B	10.00 pair
33-34	Fordor Sedan, (2) 54" pieces	40-7043724-C	12.75 kit
35-36	Coupe & Tudor, (2) 61" pieces	48-7043724-D	10.95 kit
35-36	Fordor Sedan, (2) 92" pieces	48-7320532	12.75 kit
37-48	Sponge rubber, Coupe & Tudor, 108" piece	78-7020532-9	9.95
37-48	Sponge rubber, Fordor Sedan, 144" piece	78-7020532-12	12.75
37-48	Closed car, sponge rubber, sold by the foot	78-7020532-F	1.25 foot
39-40	Mercury Coupe, fits in metal channel	99A-7020532	49.75 kit



40-48	Upper & side door seal kit, station wagon, does 4 doors.	21A-791980	34.75 kit
-------	--	------------	-----------

Back of Door Seal Sets



41-48	Coupe & Tudor, 1 set does 1 door (2 sets required)	11A-7020546-B	16.95 set
41-48	Fordor, 1 set does 4 doors	11A-7020546-C	22.75 set
41-48	Convertible, 1 set does 1 door (2 sets required)	11A-7020546-A	10.95 set

We carry the best adhesive you can buy to help secure window, roof & trunk seals to your car.



ALL	Door seal & felt glass channel adhesive, black, 3M brand, 5 oz. tube	RSP28	9.25
ALL	Trunk lid seal adhesive, yellow, 3M brand, 5 oz. tube	RSP89	8.95

To help get your seals & weatherstripping separated from the glass, use this!

Loosen up tough, hardened old glue & weatherstrip adhesive, with this terrific quick release agent. It makes quick & easy work out of an otherwise miserable job. Your new weatherstripping will have a better fit when the buildup of old glue is removed. Get rid of that old glue the easy way, with quick release agent from MAC's Antique Auto Parts.



ALL	14 oz. spray can	RSP958*	14.95
-----	----------------------------	---------	-------

Lower Door Seals & Kits

For Fordors, cut the third piece into lengths for the rear door.



32 Roadster & Phaeton



32-34 Coupe,
Tudor &
Fordor Sedan
33-34 Roadster
& Phaeton



32-34 passenger



35-36 passenger



37 passenger



38-39 passenger



40 passenger



41-48 passenger



32-34 & 37-47 pickup



35-36 pickup

1932	Roadster	B-35702	8.75 pair
1932	Phaeton, 3 pieces	B-36536	9.75 kit
32-34	Coupe & Tudor Sedan, 33-34 Roadster	B-701980-32	15.75 pair
32-34	Fordor, 33-34 Phaeton, 3 pieces	B-7020706	27.95 kit
35-36	Fordor & Phaeton, 3 pieces	48-7020706	18.60 kit
35-36	Coupe, Tudor Sedan & Roadster	48-701980	15.95 pair
1937	Fordor & Phaeton, 3 pieces	78-7020706	21.80 kit
1937	Coupe & Tudor Sedan	78-701980	15.95 pair
38-39	Fordor, 3 pieces	81A-7020706	17.75 kit
38-39	Coupe, Tudor Sedan & convertible	81A-701980	13.25 pair
38-40	Station wagon, does 4 doors, limited availability	81A-791980	37.95 kit
1940	Fordor Sedan, 3 pieces	01A-7020706	17.75 kit
1940	Coupe, Tudor Sedan & convertible	01A-701980	13.00 pair
41-48	Fordor Sedan, 3 pieces	11A-7020706	17.75 kit
41-48	Coupe, Tudor Sedan & convertible	11A-701980	12.75 pair
32-34	Pickup	46-701980	9.75 pair
35-36	Pickup	B-701980-32	15.75 pair
37-47	Pickup	46-701980	9.75 pair

Lower Door Seal Retainers

Mount on rocker sill, seals are not included.



32-34	Pickup	7C-8120712-PR	7.95 pair
37-52	Pickup	7C-8120712-PR	7.95 pair

The following retainers are installed under the scuff plates.



41-48	Aluminum, Tudor Sedan, Sedan Coupe & convertible	11A-7013224-PR	65.25 pair
-------	--	----------------	------------



41-48	Aluminum, Fordor Sedan front, Business Coupe & Sedan Delivery	11A-7313224-PR	69.95 pair
-------	---	----------------	------------



41-48	Aluminum, Fordor Sedan rear	11A-7313252-PR	69.95 pair
-------	---------------------------------------	----------------	------------

Lower Back Edge Door Seal



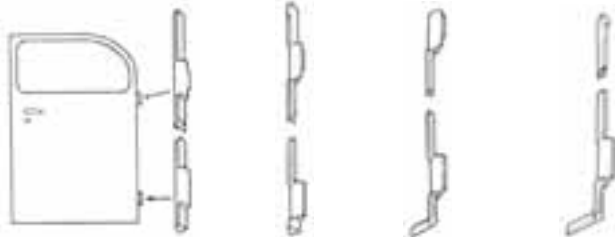
41-48	All body styles, sponge rubber	11A-7020535	9.30 pair
-------	--	-------------	-----------

* **HAZARDOUS MATERIAL**—can only be shipped ground within the U.S. because of government regulations.



Door Hinge Seals

These seals are affixed to leading edge of front doors & are molded to fit around hinges. Includes right & left seals.



35-36 passenger

37-40 convertible

38-40 closed car

41-48 closed car & convertible

35-36	All body styles, flexible rubber	48-701884/5	16.50 pair
37-40	Convertible & station wagon, sponge rubber.	78-7620456-PR	22.95 pair
38-40	Closed car, except convertible & station wagon, sponge rubber.	81A-701884/5	23.25 pair
41-48	Closed car, flexible rubber	11A-7020456/7	19.95 pair
41-48	Convertible, flexible rubber.	11A-7620456/7	27.95 pair

Windshield Post to Door Seals



35-39	Convertible, flexible rubber68-740928	30.00 pair
1940	Convertible, flexible rubber	01A-6602626	20.95 pair

Universal Door Seals

These non-original style seals are perfect for your street rod or any other "sealing" application. A best seller with universal application!



ALL	Ribbed, 3/8" wide x 3/16" thick x 20'	A701980R1	14.95 roll
ALL	Ribbed, 5/8" x 3/8" x 20'	A701980R2	19.95 roll
ALL	Hollow core, 3/8" x 7/32" x 20'	A701980HC1	14.95 roll
ALL	Hollow core, 5/8" x 3/8" x 20'	A701980HC2	19.95 roll

QUARTER WINDOW RUBBER SEALS & PARTS

Rear Quarter Window Rubber Seals



32-41	Not bonded, 10' piece, Coupe, 32-39 pickup	B-7029904-A	9.95
1932	Bonded, for stationary windows, 5 window Coupe	B-7029904-B	12.50 pair
33-34	Bonded, for stationary windows, 5 window Coupe40-7029904	12.50 pair
35-36	Bonded, for stationary windows, 5 window Coupe48-7029904	14.95 pair
35-48	12-foot-long piece, for stationary windows, can be used along with stationary window hardware from another vehicle when converting movable window to stationary, Fordor, 37-38 Ford Club Coupe, 41-48 Coupe78-735130	48.95 kit
1936	Molded 1-piece, Fordor Sedan, for pivot-style windows (shown)68-735130/1-B	155.00 pair
37-40	Bonded, for stationary windows, Coupe78-7029904	19.75 pair
38-40	Molded 1-piece, for push out style, Fordor	81A-7329904	93.00 pair

Universal Rear Quarter Window Rubber Seal

The 1941-1946 metal frame surrounds the window glass completely. In late 1946, the metal frame was modified to only partially surround the window glass, requiring a different rubber seal. Also, even though the Coupe vent window assembly might look like the Fordor assembly, the Coupe version is 1/2" taller than the Fordor version.

41-48	"Kick-out" style with full surround rubber ring, universal, molded 1-piece, Fordor & Coupe.	11A-773540	75.00 pair
-------	---	------------	------------

Top Quality Rear Quarter Window Rubber Seals

The two quarter window rubber seals listed below are formed with undercut lips for tight, constant pressure against the body, frame & glass, with every original detail copied to assure a water-tight seal. The pivot holes are protected from water by reflective fins & a drain hole. These seals are molded to shape & profile in one piece, with no butted & glued ends.

41-E46	"Kick-out" style with full surround ring, Sedan Coupe	19A-7229904/5-B	110.00 pair
L46-48	"Flip-out" style with partial surround ring, Sedan Coupe	51A-7229904/5-A	95.00 pair



42-48	Molded with special lower corners, front edge rubber seal kit, right & left, convertible	21A-7630106	43.25 kit
42-48	Not bonded, convertible, window to frame seals (2 required)21A-7629904	11.25

Convertible & Station Wagon Quarter Window Crank & Escutcheon Set

These quarter window crank handle sets come with 2 chrome window cranks with plastic knobs & two plastic spring loaded escutcheons with stainless steel inserts & attaching screws.



1942	Butterscotch knob	21A-7923410-BK	54.25 set
46-48	Gray tan knob	51A-7923410-CK	54.25 set



Door Check Straps (as required)



28-32 Leather door check strap kit, with stainless steel brackets & screws, Roadster & Phaeton, enough for two doors. A702828S 19.75 kit

28-48 6" "loop" type, rubber B162592L6 3.25
 28-48 7" "loop" type, rubber B162592L7 3.55
 28-48 8" "loop" type, rubber B162592L8 2.85



28-36 10-1/4" long, "T" type, rubber, all 33-34 closed cars & 32 3 window Coupe, 33-36 Roadster & Phaeton B162592 5.45


Door Check Strap Brackets



13-48 Door check strap bracket & mounting hardware, "Footman Loop," forged steel, nickel, includes (2) B42150B & (4) SOH1032C screws (1 or 2 required) B42150BST 2.05 set



13-48 Door check strap bracket only, "Footman Loop," forged steel, nickel plated, (2 or 4 required) B42150B 1.00



28-32 Door check strap bracket kit, includes 4 stainless steel brackets & 8 stainless steel screws A702828BKTSS 16.50 kit
 28-32 Same as above, **except** black brackets A702828BKTB 16.50 kit



28-36 Adjustable door check bracket, use with B162592 (listed above), cadmium plated steel, all 33-34 closed cars & 32 3 window Coupe, 33-36 Roadster & Phaeton B162592S 3.25

Door Check Arms

These are used to prevent dings in your paint job from the door opening too far.



28-37 Check arm kit, steel with rubber bumper, passenger, pickup & commercial, does both doors (1 or 2 required) B702828 6.00 kit
 38-48 Check arm, with rubber bumper, die stamped, stainless steel, passenger & pickup, 4" from hole to hole, also can be used on 28-37 (2 or 4 required) 81A-702828-SS 16.00

Door Check Arm Rubber Bumpers (2 or 4 required)



28-34 Original flange style B702828BORG 1.55
 28-48 Replacement cylindrical style B702828CR 0.90

Male Dovetails (as required)

Male dovetails come with mounting screws.



1932 Closed car, 32-34 pickup, stainless steel 18-35577-SS 5.95
 32-36 Open car, stainless steel 40-35577-BSS 5.95
 33-34 Closed car & Cabriolet, 32 3 window Coupe, 35-41 pickup, chrome, screws not included. 40-35577-A 9.75
 33-34 Same as above, **except** stainless steel. 40-35577-ASS 5.95
 35-40 All body styles, **except** Roadster, Phaeton & pickup, chrome 48-702550-A 9.75
 41-48 Closed car, 42-47 pickup, 40-48 station wagon, stainless steel 11A-35577-ASS 6.55
 41-48 Same as above, **except** zinc plated 11A-35577-A 7.50

Female Dovetails (as required)



1932 Closed car, pickup & Cabriolet, black B-35576-BS 19.50 pair
 1932 Same as above, **except** stainless steel B-35576-SS 32.75 pair
 32-36 Open car, black 18-35576-AS 17.75 pair
 32-36 Same as above, **except** stainless steel 18-35576 24.50 pair
 33-34 Closed car & pickup, 33-36 Convertible Sedan & 33-36 Cabriolet, 41-48 station wagon, black (not shown) 40-35576-BS 27.95 pair
 33-34 Same as above, **except** stainless steel 40-35576-SS 38.00 pair



35-40 Passenger, 35-47 pickup, black dovetail, unpainted steel bracket. 78-35576 19.75 pair
 41-48 Passenger, 48-52 pickup, black 11A-702570 19.75 pair

Dovetail Repair Kits (as required)



32-34 Closed car & pickup, 32-36 Cabriolet, 33-36 convertible Sedan, 41-48 station wagon, 2 springs & 2 wedges, 1 kit does 1 dovetail B-702574-RK 5.85 kit
 35-40 Passenger, 35-47 pickup, 2 springs & 2 wedges, 1 kit does 1 dovetail. 48-702574-RK 5.85 kit
 41-48 Passenger, 48-52 pickup, 2 springs & 2 wedges, 1 kit does 1 dovetail 11A-702574-RK 5.85 kit



Dovetail Screws (1 or 2 sets required)



- 1932 Dovetail screws, closed car, 4-piece set V80025A 0.75 set
- 32-36 Dovetail screws, Roadster & Phaeton, 4-piece set. V80025B 1.00 set
- 33-48 Dovetail screws, 4-piece set, **except** 33-36 open car V80025C 1.00 set

Door Glass Bumpers



- 32-35 Rounded door glass, fits into hole between door & garnish moulding to cushion window, passenger & pickup (2 or 4 required) B-7021452 0.45
- 32-35 Angled door glass, inside door glass bumper set, fits into hole between door & garnish moulding to cushion window, 4 pieces, passenger & pickup. B-7021444 1.75 set
- 28-34 Glass bumper stop, rubber, fits inside at bottom of door, passenger, 32-41 pickup (2 or 4 required) A48141 0.60

Door Bumpers



- 1932 Door bumper, Victoria & Convertible Sedan, 32-34 Sedan Delivery, 35-36 Convertible Sedan B-191442-B 2.20
- 32-36 Door bumper, passenger, **except** 32 Victoria & Convertible Sedan, 32-34 Sedan Delivery, 35-36 Convertible Sedan, 32-53 pickup (2 required per door) . . . B-46440 1.35
- 37-48 Door bumper, passenger (2 required) 78-702610 1.35
- 41-48 Door bumpers, closed car, upper corner 11A-7023030-B 2.65 pair
- 32-35 Garnish moulding bumper, 5" long, Cabriolet & Convertible Sedan, 32-34 Sedan Delivery (2 required). 48-7821444 3.75
- 32-39 Special door jam bumpers, station wagon & Convertible Sedan (1 required per door) B-7822000-C 3.75



- 39-41 Station wagon tailgate bumpers, mounts near striker latch. 91A-7943916 21.75 pair
- 42-48 Station wagon tailgate bumpers, mounts near striker latch. 21A-7943916 21.75 pair
- 39-40 Door striker bumper kit, 8 pieces, convertible, does both doors. . . 01A-7622015-S 7.50 kit

Door Hinges

For all hinge sets you must drill your own holes. These sets include 4 unpainted cast bronze hinges with pins.



- 1932 Front door hinge set, Roadster & Phaeton B-35600 350.00 set
- 1932 Rear door hinge set, Phaeton B-36400 305.00 set
- 33-34 Front door hinge set, Roadster 40-35600-ST 295.00 set

Door Hinge Pins (as required)



- 1932 Plain steel, Roadster & Phaeton, 1.75" x .278", .296" at knurl A46335B 0.80
- 1932 Chrome, Roadster & Phaeton, 1.73" x .280", knurled under the head, .296" at knurl. A46335BC 1.70



- 32-48 Plain steel, passenger & pickup, **except** 32 Roadster & Phaeton, 2.281" x .28" B-46335 0.85
- 32-48 Same as above, **except** chrome. B-46335-C 2.75



- 32-48 Same as above, **except** polished stainless steel, also, extra long for hinge pin mirrors, 2.70" long B-46335-SS 2.85



- 32-40 Same as above, **except** plain steel, grooved for oiling. B-46335-LONG 3.95



- 32-48 Same as above, **except** polished stainless steel, oversized, .34" shank diameter (stock diameter was .28"), 3" long B-46335-OSS 6.00

Door Hinge Pin Removal Tool Kit



- 32-48 Makes a tough job easy without damaging the hinge or paint, includes instructions V46335PULL 24.25 kit



Door Hinge Hardware (as required)

- | | | | |
|-------|--|-----------|----------|
| | | | |
| 28-34 | Save Door hinge screw set, contains 3 screws & 3 recessed washers, all styles except 3 window Coupe & Sedan Delivery, also correct on many V8 floor pans, will also fit hinges of many 35-36 pickups | A46300ASW | 1.40 set |
| | | | |
| 28-34 | Door hinge screw, black oxide, 5/16"-24 x 7/8" | A46300AS | 0.35 |
| 28-34 | Same as above, except chrome | A46300SC | 1.20 |
| 28-34 | Hinge screw washer, recessed for 5/16" flat head screw, 34 passenger, 35-36 pickup | A80033W | 0.20 |
| 28-34 | Same as above, except chrome | A46300WC | 0.80 |
| | | | |
| 28-34 | Door hinge screw, 3 window Coupe, Sedan Delivery rear doors & 5 window Coupe, 5/16"-24 x 3" | V80006B | 0.85 |
| 28-34 | Same as above, except chrome | A46300SCL | 2.50 |
| 32-34 | Hinge screw "T" nut, for V80006B on 5 window Coupe in wood post, 5/16"-24" | V801166C | 0.65 |
| | | | |
| 35-36 | Save Door hinge screws, 3 screws, nuts & washers per kit, 5/16"-18 x 2", closed car | V80006C | 2.25 kit |
| | | | |
| 35-36 | Hinge screw, 5/16"-18 x 2" truss head | V80006CS | 0.45 |
| 35-36 | Hinge screw nut, 5/16"-18" | V80006CN | 0.25 |
| | | | |
| 37-40 | Save Door hinge screw kit, 3 oval head screws & 3 nuts per kit, 5/16"-24 x 1", closed car | V80006D | 2.50 kit |
| | | | |
| 37-40 | Hinge screw, 5/16"-24 x 1" oval head | V80006DS | 0.65 |
| 37-40 | Hinge screw nut, 5/16"-24" | V80006DN | 0.25 |
| | | | |
| 37-40 | Save Door hinge screw kit, 3 oval head screws & 3 nuts per kit, 5/16"-24 x 1-3/4" long, closed car | V803116C | 2.95 set |
| | | | |
| 37-40 | Hinge screw, 5/16"-24 x 1-3/4" oval head | V803116CS | 0.75 |
| 37-40 | Hinge screw nut, 5/16"-24" | V80006DN | 0.25 |

Door Striker Plate Pads

- | | | | |
|-------|--------------------------|-------------|-----------|
| | | | |
| 37-39 | Pads, closed car, rubber | .78-7022026 | 2.95 pair |
| 1940 | Pads, closed car, rubber | 01A-7022026 | 2.95 pair |
| 41-48 | Pads, rubber, passenger | 11A-7022026 | 2.95 pair |

Door Striker Plates

- | | | | |
|-------|---|----------------|------------|
| | | | |
| 28-32 | Cast iron, Roadster & Phaeton (2 or 4 required) | A35705 | 6.50 |
| 28-32 | Same as above, except stainless steel (2 or 4 required) | A35705SS | 13.95 |
| 1932 | Polished stainless steel, includes stainless steel hardware, 3 window Coupe (2 required) | B-702340-SS | 12.25 |
| 32-34 | Black oxide, closed car & pickup, except 32 3 window Coupe, (2 or 4 required) | .40-702340 | 6.85 |
| 32-34 | Same as above, except stainless steel (2 or 4 required) | .40-702340-SS | 8.50 |
| | | | |
| 33-36 | Polished stainless steel, Roadster & Phaeton (1 or 2 required) | .40-711830-SS | 46.50 pair |
| 35-37 | Polished stainless steel, convertible Sedan, 38 Phaeton, convertible Coupe & convertible Club Coupe (1 or 2 required) | .48-742330-SS | 46.50 pair |
| | | | |
| 35-39 | Cast iron, passenger, 35-47 pickup & commercial (2 or 4 required) | 81A-702340 | 7.50 |
| 35-39 | Same as above, except stainless steel (2 or 4 required) | 81A-702340-SS | 8.50 |
| 35-39 | Same as above, except chrome (2 or 4 required) | 7C-8122010 | 11.95 |
| | | | |
| 39-40 | Steel, convertible (2 required) | 91A-7622010 | 29.75 |
| 39-40 | Same as above, except stainless steel (2 required) | 91A-7622010-SS | 32.75 |
| 1940 | Die cast zinc, chrome, without pad, spring loaded, closed car & 41-48 station wagon (2 or 4 required) | 01A-7022008 | 8.50 |
| 41-48 | Chrome, spring loaded, Coupe & Sedan (2 or 4 required) | 11A-7022008 | 8.50 |
| | Door Striker Plate Mounting Plate | | |
| | | | |
| 31-34 | Closed car, use with 40-702340 | .48-702336-A | 9.75 pair |
| | Door Striker Plate Screws | | |
| | | | |
| 28-32 | Roadster & Phaeton, 4-piece set | A35705MB | 1.40 set |
| 33-34 | Roadster & Phaeton, 4 pieces (2 required for Phaeton) | .40-702341-ST | 4.95 set |
| 35-39 | Closed car | .48-702341-ST | 8.75 set |
| 35-40 | Open car, 4 pieces (2 required for Convertible) | .48-702342-ST | 4.95 set |
| 40-48 | Closed car, Ford & Mercury, 4 pieces | 01A-702341-ST | 6.95 set |



Door Latches (1 or 2 required) _____
A latch pair includes one left & one right side.




1932 Front or rear, Roadster & Phaeton B-35655/6 217.00 pair



33-34 Front, Roadster & Phaeton,
see below for rear Phaeton. 40-35655/6 217.00 pair



35-36 Front, Roadster & front or rear Phaeton,
33-34 Phaeton rear only 48-35655/6 217.00 pair



1940 Front, Coupe, Tudor, Fordor & Sedan Delivery,
door locks & latches for both doors,
includes 2 lock cylinders with matched
keys & instructions 01A-7021812/3-KT 270.00 kit



37-40 Front, Coupe, Tudor, Fordor & Sedan Delivery,
driver's side latch has a lock mechanism, use
48-702302 door lock cylinder. 01A-35655/6 150.00 pair



32-34 Suicide door lock kit, hardware & escutcheons
for 2 doors, an excellent locking system to
add safety & security to all suicide-style
doors 40-46105/6-SDL 56.75 kit

Door Latch Springs (as required) _____



1932 Black, passenger & pickup B-702267 4.85



33-34 Green, passenger 40-702267 4.85



35-E36 Yellow, passenger 68-702267 5.25



L36-37 Brown, passenger 78-702267 4.85



38-40 Light blue, passenger 81A-702267 4.85



38-40 White, passenger 81A-702267-A 4.85



41-48 Dark blue, passenger 11A-702267 4.85



41-48 Red, passenger 11A-702267-A 4.85

Door Latch Covers _____



42-48 Front or rear doors, station wagon
(1 or 2 required) 21A-7926414-PR 54.25 pair

Remote Door Handle Springs (as required) _____



31-40 Plain, passenger B702268 3.65




41-48 Orange 11A-702268 4.85



Door Handle Control Rod Parts

- 
- 35-37 Door latch linkage arms & remote handle assemblies, pickup, ready to install 50-811850/1 259.75 pair

- 
- 38-47 Door latch linkage arms & remote handle assemblies, pickup, ready to install 81C-811850/1 259.75 pair

- 
- 1932 Door handle control rods, connects latch to handle, Roadster & Phaeton (1 or 2 required) 18-702401-R 7.75 pair

- 
- 38-40 Remote door handle pivot mount & arm latch assemblies, Coupe, convertible, Sedan Delivery & Fordor front 81A-732412/3 54.25 pair

- 
- 37-40 Remote door handle pivot mounts only, Coupe, convertible, Sedan Delivery & Fordor front 81A-732412/3-NA 43.50 pair


Window Regulator Small Gear Repair Kits (as required)

- 
- 32-34 10 tooth, passenger, 35-40 Tudor quarter window WRK-48105-B 22.00 kit

- 
- 35-39 6 tooth, passenger, 35-47 pickup . . . WRK-48105-C 25.95 kit
40-48 6 tooth, passenger WRK-48105-D 24.75 kit

Window Regulators (1 or 2 required)

- 
- 32-33 Right, with screws, cadmium plated, Coupe & Sedan, 32 Victoria, & Cabriolet 18-702700 64.75
32-33 Left, with screws, cadmium plated, Coupe & Sedan, 32 Victoria, & Cabriolet 18-702701 64.75


- 
- 1934 Right, with screws, cadmium plated, Coupe, Sedan & Victoria, 35-36 Tudor left rear quarter 40-702700 64.75
1934 Left, with screws, cadmium plated, Coupe, Sedan & Victoria, 35-36 Tudor right rear quarter 40-702701 64.75

- 
- 35-37 Right & left, pickup, ready to install, fit like original 50-812700/1 170.00 pair


- 
- 38-47 Right & left, pickup & truck 81C-812700/1 170.00 pair
1940 Fordor front, Coupe & Sedan Delivery, heavy gauge, corrosion-resistant black (not shown) 01A-732700/1 170.00 pair

- 
- 1940 Tudor Sedan front, heavy gauge, corrosion-resistant black 01A-702700/1 170.00 pair

Window Regulator Hardware

- 
- 35-48 Window regulator to door mounting hardware kit, 32 pieces, 1 kit does 2 regulators, passenger & pickup (1 or 2 required) . . . 01A-7023200-KT 10.95 kit
34-39 Window regulator channel studs, guide the kickback & downward action of the window, passenger, 35-39 pickup 78-702148-KT 18.25 kit

Window Regulator Replacement Spring

- 
- 28-48 Passenger & pickup (as required) A48105S 4.95



Window Roller Kit

These vertical window roller assemblies will help to restore the original smooth window cranking action in your convertible.



36-40 Ford & Mercury convertible only, includes 4 complete roller assemblies, stainless steel with nylon rollers. 01A-6622218-KT 86.95 kit

Inside Door Pull Handles & Straps (1 or 2 required)



32-33 Handles, chrome 40-702420-A 89.55 pair




34-35 Straps with brackets 40-702420-B 77.50 pair

Door Lock Cylinders with Keys (as required)



24-48 Not 100% authentic, simply cut shaft to length. For doors where cylinder is below the handles, passenger, 24-52 pickup & commercial, includes 2 keys . . . A61206 23.25



1932 100% authentic, usable but not authentic on 33-48, 32-34 pickup, includes 2 keys B-7121984 18.60



35-41 100% authentic, flipper has indented circle with raised notch, includes 2 keys. 48-702302 32.95



42-48 100% authentic, flipper has raised teardrop notch, includes 2 keys 21A-702302 32.75

Door Lock Key Blanks (as required)



32-34 Key blank, "Hurd" 78-3686-KA 5.50
35-48 Key blank, "Hurd" 81A-3686-KB 4.75

Door Garnish Moulding Plastic Inserts



1937 Light brown, oval, 2-5/8", Standard 78-7020988-A 14.75 pair



1937 Yellow-brown, oval, 2-5/8", Deluxe 78-7020988-B 14.75 pair



1938 Ivory, 6" long, Deluxe Fordor, Convertible Sedan & Coupe . . . 81A-7020988-6 14.75 pair



1938 Ivory, 8" long, Deluxe Tudor, Club Coupe, Convertible Coupe & Convertible Club Coupe 81A-7020988-8 14.75 pair

Arm Rest Kits

*These kits includes everything needed **except** final upholstery. Includes left & right.*



32-48 Front, passenger, cast aluminum arm rests, 10-piece kit. B-56665 59.00 kit




















28-34 Rear, Sedan & Victoria, **except** Slant Windshield. A56666 69.95 pair



Door Scuff Plates

These accurately reproduced scuff plates will add the crowning touch to your interior restoration. Made to original specifications utilizing correct finishes.

- 
1932 Stainless steel, Roadster & Phaeton front doors, can be cut down for Phaeton rear doors, 24-3/4" VM138A 56.00 pair
- 
1932 Same as above, **except** zinc VM138B 65.25 pair
- 
1932 Stainless steel, 3 window Coupe VM238A 65.25 pair
- 
1932 **NEW** Same as above, **except** zinc . . VM238B 65.25 pair
- 
1932 Stainless steel, 5 window Coupe, Tudor Sedan & Fordor Sedan front doors, can be cut down for Fordor Sedan rear doors, 34-1/4" VM338A 56.00 pair
- 
1932 Same as above, **except** zinc VM338B 65.25 pair
- 
33-34 Zinc, Tudor Sedan & 3 window Coupe & Victoria. 40-7013250-PR 230.00 pair
- 
33-34 Zinc, Roadster & Phaeton front. . .40-7113250-PR 230.00 pair
- 
33-34 Zinc, Phaeton rear (shown). 40-7513262-PR 230.00 pair
- 33-34 Zinc, 5 window Coupe & Fordor Sedan front 40-7713250-PR 230.00 pair
- 33-34 Zinc, Fordor Sedan rear 40-7313262-PR 230.00 pair
- 33-34 Zinc, Cabriolet. 40-7613250-PR 230.00 pair

- 
35-36 Aluminum, Tudor Sedan, 3 window Coupe & Cabriolet front 48-7013250-PR 230.00 pair
- 
35-36 Aluminum, 5 window Coupe, Fordor Sedan, Phaeton front & Roadster 48-7713250-PR 230.00 pair
- 
35-36 Aluminum, Fordor Sedan rear & Phaeton rear 48-7313262-PR 230.00 pair
- 
35-36 **NEW** Aluminum, Fordor convertible Sedan front 48-7413250-PR 285.00 pair
- 
35-36 **NEW** Aluminum, Fordor convertible Sedan rear 48-7413262-PR 285.00 pair
- 
1937 Aluminum, Tudor Sedan & Club Coupe 78-7013250-PR 230.00 pair
- 
1937 Aluminum, 5 window Business Coupe, Sedan delivery & Fordor Sedan front 78-7313250-PR 230.00 pair
- 
1937 Aluminum, Fordor Sedan rear. . . 78-7313262-PR 230.00 pair

Door Scuff Plate Mounting Screws



- 32-36 Cadmium plated, 12 per set V803103 1.05 set



DOOR SCUFF PLATES

- 38-39 Stainless steel with lower rubber seal, Tudor Sedan & convertible Coupe 81A-7013250-PR 86.95 pair
- 38-39 Stainless steel with lower rubber seal, Coupe, Sedan Delivery & Fordor front. 81A-7313250-PR 86.95 pair
- 38-39 Stainless steel with lower rubber seal, Fordor Sedan rear. 81A-7313262-PR 86.95 pair
- 38-39 Stainless steel with lower rubber seal, convertible Sedan front & 38 Phaeton front 81A-7413250-PR 86.95 pair
- 38-39 Stainless steel with lower rubber seal, convertible Sedan rear & 38 Phaeton rear. 81A-7413262-PR 86.95 pair
- 1940 Stainless steel with lower rubber seal, Tudor Sedan & convertible. 01A-7013250-PR 86.95 pair
- 1940 Stainless steel with lower rubber seal, Coupe, Sedan Delivery, Fordor Sedan front, 40-41 Sedan Delivery 01A-7713250-PR 86.95 pair
- 1940 Stainless steel with lower rubber seal, Fordor Sedan rear, convertible sedan 01A-7313262-PR 86.95 pair
- 41-48 Stainless steel, Tudor Sedan, Sedan Coupe & convertible . . 11A-7013250-PR 65.25 pair

- 41-48 Stainless steel, Fordor Sedan front, Business Coupe, Sedan Delivery 11A-7713250-PR 65.25 pair
- 41-48 Stainless steel, Fordor Sedan rear. 11A-7313262-PR 65.25 pair

Lower Door Seal Retainers

Mount on rocker sill, seals are not included.



- 32-34 Pickup 7C-8120712-PR 7.95 pair
- 37-52 Pickup 7C-8120712-PR 7.95 pair

The following retainers are installed under the scuff plates.



- 41-48 Aluminum, Tudor Sedan, Sedan Coupe & convertible 11A-7013224-PR 65.25 pair



- 41-48 Aluminum, Fordor Sedan front, Business Coupe & Sedan Delivery 11A-7313224-PR 69.95 pair



- 41-48 Aluminum, Fordor Sedan rear 11A-7313252-PR 69.95 pair

INSIDE DOOR HANDLES & WINDOW CRANKS




Inside Door Handles (2 or 4 required)

All handles have the original look & are very detailed. All Deluxe inside door handles & window crank handles from 1935-1940 are exact color as the original. The color is a baked-on plastic dip.

31-32 Closed car, chrome A46250C 8.10



1932 Roadster & Phaeton, chrome 18-702400-A 49.75
32-34 Pickup, chrome 46-702400-E 9.85



33-34 Roadster & Phaeton, 32-56 Panel Delivery, 32-34 station wagon, chrome A702400C 8.20
33-34 Closed car, chrome 40-702400-E 8.95



1935 Standard closed car & pickup, chrome 48-702400-E 9.75
1935 Deluxe, gray 48-702400-G 12.00




1935 Roadster & Phaeton, nickel finish 48-7622600-B 13.75
E36 Standard closed car, 36-37 pickup, chrome 68-702400 9.75



E36 Deluxe, painted gray 68-702400-G 9.95
1936 Roadster, Phaeton & station wagon, chrome 68-7622600-C 13.75



L36 Standard & Deluxe, painted brown 68-702400-M 9.95
1937 Standard, chrome 78-702400-A 13.75



1937 Deluxe, plastic dipped brown 78-7022600-B 13.05
1938 Standard, chrome 81A-7022600-A 13.75

1938 Deluxe, plastic dipped brown 81A-7022600-B 13.25
38-47 Pickup, chrome 81C-8122600 10.85

1939 Deluxe, plastic dipped brown 91A-7022600-B 13.25
39-40 Standard, chrome 91A-7022600-A 13.75

1940 Deluxe, plastic dipped brown 01A-7022600 13.25
1940 Deluxe, chrome 01A-702400-D 10.00

41-48 Chrome 11A-7022600-D 9.85

Window Crank Knobs Only (2 or 4 required)

All knobs are molded plastic like the originals & include the installation pin.



32-34 Brownish yellow marble effect B-7023345 4.75
1935 Deluxe, ivory 48-7023345-B 4.75
E36 Deluxe, gray 68-7023345-B 4.75
L36 Deluxe, mahogany 68-7023345-C 4.75
1937 Standard, light brown 78-7023345-A 4.75
1937 Deluxe, yellow-brown 78-7023345-B 4.75



1938 Standard & Deluxe, ivory 81A-7023345 4.75
1939 Standard & Deluxe, light yellow 91A-7023345 4.75
1939 Mercury, pinkish tan 99A-7023345 5.75
1940 Standard, sand 01A-7023345-A 5.75
1940 Deluxe, sand 01A-7023345-B 4.75
1940 Mercury, dark blue 01A-7023345 5.75



1941 Tan 11A-7023345 4.75
41-47 Pickup, black (not shown) 11C-7023345 4.75
1942 Standard, maroon 21A-7023345-A 4.75
1942 Deluxe & Super Deluxe, butterscotch 21A-7023345-B 4.75
1946 Deluxe, chocolate 51A-7023345-A 4.75
1946 Super Deluxe, blue-gray 51A-7023345-B 4.75
47-48 Super Deluxe, gray-tan 51A-7023345-C 4.75

Escutcheons for these handles are listed on page 198.



INSIDE DOOR HANDLES & WINDOW CRANKS

Window Crank & Inside

Door Handle Pins (as required)



- 15-48 Passenger, **except** 40 DeluxeA46250P 0.15
- 1940 Deluxe01A-46250-P 0.50

Window Cranks with Knobs (2 or 4 required)



- 1932 Passenger, all chrome.A19101C 9.00
- 32-34 Pickup, all chrome.46-702780-E 9.75



- 33-34 Standard, all chrome.40-702780-E 10.85
- 33-34 Deluxe, chrome with brownish yellow marble knob 40-702780-CC 20.25



- 1935 Standard & pickup, all chrome48-702780-E 10.85
- 1935 Deluxe, plastic dipped gray with gray knob48-702780-G 16.50



- E36 Standard, 36-37 pickup, all chrome.68-702780-E 9.75
- E36 Deluxe, plastic dipped gray with gray knob68-702780-G 14.75
- L36 Standard & Deluxe, plastic dipped brown with mahogany knob 68-702780-M 14.75



- 1937 Passenger, all chrome.78-702780 14.75
- 1937 Standard, chrome with light brown knob78-7023342-A 19.55



- 1937 Deluxe, plastic dipped brown with yellow-brown knob78-7023342-B 19.55
- 1938 Passenger, 38-40 pickup, all chrome 81A-702780 14.75



- 1938 Standard, chrome with ivory knob81A-7023342-A 18.95
- 1938 Deluxe, plastic dipped brown with ivory knob81A-7023342-B 18.95



- 1939 Standard, chrome with light yellow knob91A-7023342-A 18.95
- 39-40 Standard, all chrome. 91A-702780 14.75



- 1939 Deluxe, plastic dipped brown with light yellow knob91A-7023342-B 18.95
- 1940 Standard, chrome with sand knob01A-7023342-A 18.50



- 1940 Deluxe, plastic dipped, sand knob01A-7023342-B 19.75
- 1940 Deluxe, chrome. 01A-7023342-D 14.75



- 1941 All body styles, chrome with tan knob 11A-7023342 18.50
- 41-48 Passenger, all chrome. 21A-702780-C 10.85



- 41-47 Pickup, chrome with black knob . . . 11C-8123342 16.30
- 1942 Standard, chrome with maroon knob. 21A-7023342-A 21.75



- 1942 Super Deluxe, chrome with butterscotch knob21A-7023342-B 21.75
- 1946 Deluxe, chrome with chocolate knob51A-7023342-A 18.75



- 1946 Super Deluxe, chrome with blue-gray knob51A-7023342-B 18.75
- 47-48 Passenger, 46 convertible, station wagon, Sportsman, chrome with gray-tan knob . . . 51A-7023342-C 18.75

Escutcheons for these handles are listed on page 198.

Call (800) 777-0948 to Place Your Order, or Order Online at macsautoparts.com

Shop online TODAY for our selection of more than 75,000 parts for your vehicles!



Escutcheons for Inside Door Handles & Window Cranks (as required)



- | | | | |
|-------|---|--------------|----------|
| 31-32 | Chrome set, with backing plates, open car, 2 escutcheons & 2 backing plates (1 or 2 required) | A46270AS | 6.00 set |
| 1932 | Stainless steel, closed car | B-48139-AC | 3.45 |
| 32-34 | Stainless steel, pickup. | 46-48139-ASS | 3.45 |
| 32-48 | Chrome, spring loaded, universal, 11/16" ID, 1-7/8" OD | B-48139-A | 3.45 |



- | | | | |
|-------|---|--------------|------|
| 33-34 | Stainless steel, open car. | 40-48139-BSS | 3.45 |
| 33-34 | Stainless steel, closed car | 40-48139-A | 3.45 |
| 35-36 | Stainless steel, open car. | .68-48139-SS | 3.45 |
| 35-36 | Stainless steel, closed car, 35-37 pickup | 48-48139-ASS | 3.45 |



- | | | | |
|------|--|---------------|------|
| 1935 | Plastic, gray, Deluxe | .48-7022618 | 3.90 |
| E36 | Plastic, gray, Deluxe | .68-7022618-B | 3.90 |
| L36 | Plastic, mahogany, Deluxe | .68-7022618-C | 3.90 |
| 1937 | Plastic, light brown, Standard | .78-7022618-A | 3.90 |



- | | | | |
|-------|--|-----------------|------|
| 1937 | Stainless steel | .78-7022618 | 3.90 |
| 1937 | Plastic, yellow-brown, Deluxe | .78-7022618-B | 3.90 |
| 1938 | Plastic, ivory, Standard & Deluxe | .99A-7022618 | 3.90 |
| 38-39 | Stainless steel, passenger, 40 Standard. | .91A-7022618-SS | 3.90 |



- | | | | |
|-------|--|-----------------|------|
| 38-47 | Stainless steel, spring loaded, pickup | .91C-7022618-SS | 8.50 |
| 1939 | Plastic, yellow-brown, Standard & Deluxe | .91A-7022618 | 3.90 |
| 1939 | Plastic, pinkish tan, Mercury | .99A-7022618-P | 4.90 |
| 1940 | Plastic, sand, Standard | .01A-7022618 | 3.90 |



- | | | | |
|-------|--|-----------------|------|
| 1940 | Plastic, sand, Deluxe. | .01A-7022618-B | 3.90 |
| 1940 | Stainless steel, Deluxe | .01A-7022618-SS | 3.90 |
| 1940 | Plastic, dark blue, Mercury | .09A-7022618 | 4.90 |
| 41-48 | Stainless steel, spring loaded | .11A-7022618-SS | 7.00 |



- | | | | |
|------|--|----------------|------|
| 1941 | Plastic with spring loaded metal center, tan | .11A-7022618 | 7.95 |
| 1942 | Plastic with spring loaded metal center, maroon, Standard | .21A-7022618-A | 7.95 |
| 1942 | Plastic with spring loaded metal center, butterscotch, Deluxe & Super Deluxe | .21A-7022618-B | 7.95 |



- | | | | |
|-------|--|----------------|------|
| 1946 | Plastic with spring loaded metal center, chocolate, Deluxe | .51A-7022618-A | 7.95 |
| 1946 | Plastic with spring loaded metal center, blue-gray, Super Deluxe | .51A-7022618-B | 7.95 |
| 47-48 | Plastic with spring loaded metal center, gray-tan, passenger, 46 convertible, station wagon & Sportsman. | .51A-7022618-C | 7.95 |

Vent Window Plastic Escutcheons (as required)



- | | | | |
|------|--|----------------|------|
| 1941 | Tan. | .11A-7023404 | 3.75 |
| 1942 | Special, maroon | .21A-7023404 | 3.75 |
| 1942 | Deluxe & Super Deluxe, butterscotch. | .21A-7023404-B | 3.75 |



- | | | | |
|-------|--|----------------|------|
| 1946 | Deluxe, chocolate | .51A-7023404-A | 3.75 |
| 1946 | Super Deluxe, blue-gray | .51A-7023404-B | 3.75 |
| 47-48 | Passenger, 46 convertible, station wagon & Sportsman, gray-tan | .51A-7023404-C | 3.75 |

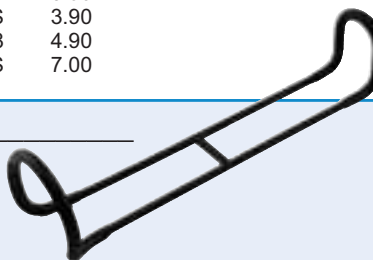
Door Lock Escutcheons & Pads



- | | | | |
|-------|---|----------------|------------|
| 35-36 | Chrome, Roadster & Phaeton (2 required) | .68-7622012 | 16.25 |
| 35-40 | Chrome, convertible Sedan, 36-40 convertible & 36-40 Cabriolet, with sleeve nut & screw | .78-7622012-PR | 27.25 pair |
| 41-48 | Pad kit, station wagon only, 8 pieces. | .11A-7923465-K | 21.75 kit |

Escutcheon Tool

- | | | | |
|-------|--|--------------|-------|
| 32-48 | Enables you to use your body weight to make installation & removal of escutcheons easier, with this tool your hands will remain free, allowing you to remove the door or window handle fasteners, ends are rubber coated | TOOL-22600-E | 15.75 |
|-------|--|--------------|-------|



Escutcheon Spring (as required)

Using an escutcheon spring between the metal crank mechanism base & door upholstery panel assures the proper "push back" needed to give a finished look. Also helps keep pins in place on cranks.



- | | | | |
|-------|---|--------|------|
| 15-64 | For door & window cranks, fits behind upholstery door panel | A48284 | 0.55 |
|-------|---|--------|------|



OUTSIDE DOOR HANDLES & PARTS

Chrome Outside Door Handles, Passenger & Pickup (2 or 4 required)

These exterior door handles are top quality & made to original factory specifications. Occasionally, square shaft (shank) length might require cutting down.



- 28-33 Right or left, open car, **except** Cabriolet, will fit 34 open car, but it is not correct, chromeA19103 24.00
- 28-33 Same as above, **except** stainless steelA19103SS 25.00



- 1932 Front right, Fordor rear left hand, closed car, **except** 3 window Coupe & Cabriolet, curved base, chrome B-702350 24.75
- 1932 Front left, Fordor rear right hand, closed car, **except** 3 window Coupe & Cabriolet, curved base, chrome B-702351 24.75




- 1932 Front, right & left, closed car, **except** 3 window Coupe & Cabriolet, locking B-702350/1-L 74.95 set
- 32-34 Pickup, chrome46-702350-P 28.00
- 33-34 Right, closed car, also 32 3 window Coupe & Cabriolet, flat base, chrome40-702350 24.75
- 33-34 Left, closed car, also 32 3 window Coupe & Cabriolet, flat base, chrome40-702351 24.75



- 33-34 Right & left hand, closed car, locking style, with keys, also 32 3 window Coupe & Cabriolet, flat base, chrome.40-702350/1-L 64.95 pair
- 1935 Passenger, chrome48-702350 24.75



- 35-36 Pickup & panel, chrome50-702350 24.75
- E36 Standard, straight handle, chrome68-702350-A 24.75



- L36 Deluxe, 37 pickup & panel, curved handle, chrome68-702350-B 24.75
- 1937 Passenger car, chrome78-702350 24.75



- 1938 Standard, 38-47 pickup, chrome. . .81A-702350-A 28.00
- 1938 Deluxe, chrome81A-702350-B 24.75



- 1939 Passenger, chrome91A-702350 24.75
- 1940 Passenger, chrome01A-702350 28.00



- 1941 Passenger, chrome11A-702350 24.75
- 46-E47 Passenger, chrome51A-702350 24.75



- L47-48 Passenger, chrome, **except** convertible6A-702350 24.75

Outside Door Handle Pads (2 or 4 required)



- 32-34 Molded rubber with bead around edge, Roadster & PhaetonB-7022428-A 1.30
- 32-34 Molded rubber with bead around edge, closed cars, 32-36 pickupB-7022428-B 1.00
- 35-37 Molded rubber, closed car & 37-47 pickup48-7022428 1.00
- 38-39 Molded rubber, closed car.81A-7022428 2.45



- 1940 Molded rubber, closed car, 39 Mercury99A-7022428 2.50
- 1940 Molded rubber, convertible01A-7622428 2.50



- 41-48 Set, molded rubber, set of 4, station wagon only (1 set required)11A-7922428-ST 21.75 set

Outside Door Handle Screws (1 or 2 required)




- 28-37 Stainless steel, open car, for wood frame doors, 4-piece setA80089W 1.05 set
- 28-48 Stainless steel, for steel doors, 4-piece set.A80089M 1.00 set
- 28-48 Stainless steel, extra long for use with die cast reproduction door handles, 4-piece set.A80089 0.90 set

Call (800) 777-0948 to Place Your Order, or Order Online at macsautoparts.com

Shop online TODAY for our selection of more than 75,000 parts for your vehicles!



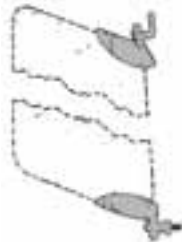
Windwing Bracket Sets



28-34 Bracket set, die cast chrome, closed car, includes glass bedding material, 26 pieces. A18200C 65.00 set



30-35 Bracket set, die cast chrome, open car, 23 pieces, includes glass bedding material, or order molded pads A18200PA (not included, but are listed here) A18200B 65.00 set



1936 Bracket set, die cast chrome, Roadster & Phaeton, pattern for glass included, glass bedding material not included (A45963X listed) 68-18200 129.75 set

Glass Bedding



ALL 10' roll, rubber & cork composition, used around brackets to glass A45963X 7.50 roll

Windwing Glass



1932 Glass, open car, tempered glass VGWW32OC 60.00 pair
 33-34 Glass, closed car, tempered glass VGWW3334CC 60.00 pair
 35-36 Glass, open car, tempered glass (not shown) VGWW3536OC 80.00 pair

Windwing Clamp Pad Sets



28-35 Molded rubber, 8 pieces A18200PA 3.50 set



36-38 Phaeton & Roadster, 4 pieces 68-18201 43.50 set

Windwing Bracket Tension Washer Set

Goes under the head of the locking bolt stud that goes into the frame.



28-35 Open car, 4 pieces A18200S 2.15 set



Vent Window Seals

These vent seals are manufactured from quality rubber & are injection-molded for a correct fit.



- 1940 Coupe & Sedan, right & left, 40-41 Sedan Delivery, with mounting hardware, the glass edge seal is not included, see below 01A-7021448/9 40.00 pair
- 41-48 Coupe & Sedan, right & left, station wagon, with mounting hardware 11A-7021448/9 38.75 pair



- 1940 Convertible, right & left, with glass edge seal 01A-7621448/9 29.50 pair
- 41-48 Convertible, right & left, with glass edge seal, front finish strip & mounting hardware 11A-7621448/9 69.75 pair

Back Edge of Vent Window Seals




- 41-48 Closed car, Ford & Mercury, 48-52 pickup 7C-21450-PR 4.95 pair

Vent Window Glass Edge Seals



- 1940 "Wooly" style, closed car 01A-7022296 14.95 pair



- 1940 Molded rubber, with metal insert, convertible 01A-7022296-A 14.95 pair



- 41-42 "Wooly" style, closed car & station wagon 11A-7022296 14.95 pair



- 41-48 Molded rubber, with metal insert, convertible 11A-7022296-A 14.95 pair



- 46-48 Molded rubber, with metal insert, closed car 51A-7022296 14.85 pair

Vent Window Push Out Lever Parts



- 40-48 Lever kit, die cast chrome, 8 pieces, Coupe, Sedan & convertible, does 2 vent windows 01A-7622916/7 54.50 kit
- 40-48 Lever bracket repair kit, Coupe, Sedan & convertible, stainless steel, does one vent window (2 kits required) 01A-7022938 14.95 kit

Vent Window Crank Gear

Repair Kit (2 kits required)



- 41-48 Gear repair kit, includes gear, spring, 5 rivets & instructions 11A-7023402-GR 33.95 kit

Vent Window Crank Handle & Escutcheon Sets

The vent window crank handle sets below come with 2 chrome window cranks with plastic knobs & two plastic spring loaded escutcheons with stainless steel inserts & attaching screws.



- 1941 All bodies, **except** station wagon, tan knob 11A-7023410-K 54.25 set
- 1942 Deluxe & Super Deluxe, **except** convertible & station wagon, butterscotch knob 21A-7023410-BK 54.25 set
- 1946 Super Deluxe, **except** convertible & station wagon, blue-gray knob 51A-7023410-BK 54.25 set

Vent Window Crank Handle (2 required)



- 41-48 Crank handle, for crank out type vent window, all chrome, **except** convertible & station wagon 11A-702448 9.95

Vent Window Plastic Escutcheons (as required)



- 1941 Tan 11A-7023404 3.75
- 1942 Special, maroon 21A-7023404 3.75
- 1942 Deluxe & Super Deluxe, butterscotch 21A-7023404-B 3.75



- 1946 Deluxe, chocolate 51A-7023404-A 3.75
- 1946 Super Deluxe, blue-gray 51A-7023404-B 3.75
- 47-48 Passenger, 46 convertible, station wagon & Sportsman, gray-tan 51A-7023404-C 3.75



WINDSHIELDS & PARTS



Windshield Frames

We are pleased to be able to offer the highest quality V8 windshield frames currently available. Whether your vehicle of choice is a roadster, coupe, or pickup, these U.S.-made reproduction frames are the perfect complement. Be certain to check out the following pages for all the correct parts you'll need for installation.

Note: if rubber gasket is included, it refers to the windshield frame-to-body gasket.

OS Because of the size of these windshield frames, additional shipping charges will be incurred.

1932	Closed car, station wagon, Sedan, Victoria & Sedan Delivery, except 3 window Coupe, chrome, stock, includes corners, top hinge brackets, side swing arm bracket & rubber gasket	V37111A	815.00
1932	3 window Coupe, chrome, includes mounting screws, corners & rubber gasket	V37111B	815.00
1932	Cabriolet, chrome, rubber gasket not included	V37111C	815.00
1932	Roadster & Phaeton, chrome, includes rubber gasket & pivot screws	V37111H	595.00
1932	Roadster & Phaeton, chrome, chopped 2", includes rubber gasket & pivot studs, for the street rodder	V37111HC	850.00
1932	Sport Coupe & Convertible Sedan, chrome, rubber gasket not included	V37111D	600.00

32-34	Pickup & panel, not chrome , aluminum, includes rubber gasket, swing arm brackets & hinge	V37111M	270.00
32-34	Pickup & panel, not chrome , steel, includes hinge, does not include rubber gasket or swing arm bracket	V37111MSTL	420.00
32-34	Pickup, steel, top quality, made to original specs & drawings, includes correct swing arms (attached), all gaskets & a tool kit to aid in installation	V37111MSTLTQ	445.00
33-34	Closed car, chrome, including top hinge bracket, corners & rubber gasket	V37111E	815.00
33-34	Roadster & Phaeton, chrome, includes rubber gasket & pivot studs	V37111I	900.00
33-34	Roadster & Phaeton, chrome, chopped 2", for the street rodder, includes rubber gasket & pivot studs	V37111IC	750.00
33-34	Cabriolet, chrome, does not include rubber gasket	V37111J	815.00
35-36	Pickup, chrome, includes mounting screws, seam clips & rubber gasket	V37111G	595.00
35-36	Closed car, chrome, includes mounting screws, seam clips & rubber gasket	V37111N	595.00
35-36	Cabriolet, convertible Sedan & station wagon, chrome, includes seam clips, does not include rubber gasket	V37111L	815.00
35-36	Roadster & Phaeton, chrome, includes rubber gasket & pivot studs	V37111K	625.00





Windshield Frame Screw Sets

- 32-34 8-piece set, passenger & pickup, 35-36 open car V80012A 2.75 set
- 35-39 8-piece set, closed car V803108B 3.75 set

Windshield Frame Corners & Seam Clips



- 1932 Corners, all closed car & station wagon, **except** 3 window Coupe, chrome B-701276-A 9.95 pair
- 1932 Corners, 3 window Coupe, chrome B-701276-B 9.95 pair
- 33-34 Corners, closed car, chrome 40-701276-A 9.95 pair



- 35-36 Seam clips (joint covers), closed car & commercial, stainless steel V37112 13.95 pair
- 35-36 Seam clips (joint covers), Cabriolet, station wagon & convertible Sedan, stainless steel V37112A 13.95 pair

Windshield Division Bars



- 1940 Closed car, **except** convertible & station wagon, 40-47 pickup, with backing plate, stainless steel (shown) 01A-37112-S 38.95
- 41-48 All bodies, with backing plate included, stainless steel 11A-7003078-B 48.25

Windshield Side Garnish Mouldings



- 1932 All styles, **except** 3 window Coupe & Cabriolet & pickup, plain steel V37115A 44.50 pair
- 1932 Same as above, **except** stainless steel V37115B 58.75 pair



- 1932 3 window Coupe, plain steel V37115CP 48.95 pair
- 1932 Same as above, **except** stainless steel V37115C 58.75 pair
- 1932 Cabriolet, plain steel V37115FP 58.75 pair
- 1932 Same as above, **except** stainless steel V37115F 64.25 pair



- 33-34 Closed car, plain steel V37115D 42.50 pair
- 33-34 Cabriolet, plain steel V37115EP 58.75 pair
- 33-34 Same as above, **except** stainless steel V37115E 62.95 pair



- 31-32 Tube nut kit, for closed car window frames, 20 pieces A48222 4.75 kit

Windshield Garnish & Moulding Clips



- 1940 Closed car, 40-47 pickup, plain steel V37115G 139.75 pair

Fills the gap between the inside garnish moulding on the top & bottom.



- 1937 Die-stamped steel, closed car (2 required) 78-701392 17.75
- 38-39 Die-stamped steel, closed car (2 required) 81A-701392 14.75
- 40-47 Die-stamped steel, pickup (2 required) 01C-8103092 18.75

Windshield Frame to Body Rubber Seals

These windshield seals are precisely manufactured to fit as original & provide a weather-proof installation.

All windshield rubber seals are bonded 1-piece type unless noted as being "not bonded." This assures no leaky seams. On 1932-39 closed cars & 1932-36 open cars, the seal fits into the windshield frame & seals it to the body. It does not seal the glass into the frame. Use glass bedding tape (A45963X listed here) for setting & sealing glass into the frame.



- 28-34 Hinge seal, pickup, commercial, station wagon & convertible Sedan, at top hinge A79550 2.65
- 28-34 Frame gasket, pickup, commercial, station wagon & convertible Sedan, bottom & sides, not bonded A79500 3.40
- 30-32 Roadster & Phaeton, not bonded A37199B 4.95
- 1932 Closed car & station wagon, **except** 3 window Coupe, bonded B-701290 19.75
- 1932 3 window Coupe, bonded B-7003110 27.95
- 32-34 Cabriolet, not bonded 18-701290-C 39.75
- 33-34 Header seal, on windshield, Cabriolet, molded rubber, **limited availability**. V37117B 21.75
- 33-34 Closed car, bonded 40-7003110 19.75
- 35-36 Roadster & Phaeton, bonded 40-711190 28.00
- 35-36 Closed car, bonded 48-7003110 19.75
- 35-36 Cabriolet, convertible Sedan & station wagon, bonded 48-762190 93.00
- 35-36 Pickup, bonded 51-7003110 23.75
- 37-39 Closed car & pickup, bonded corners. 78-7003110 19.75
- 37-40 Convertible, convertible Sedan, Deluxe station wagon & Cabriolet, bonded 78-7603110 65.00 pair
- 39-40 **NEW** Standard station wagon, bonded, without groove for mouldings 91A-7903110 135.00 pair



- 1940 Closed car, 40-47 pickup, bonded (shown) 01A-7003110/1 58.25 pair
- 39-40 Mercury, all styles, bonded 99A-7003110 79.95
- 1941 Convertible with groove for chrome strip, bonded 11A-7603110 81.50
- 41-48 Ford & Mercury, closed car & station wagon, for closed car **without groove for chrome**, bonded (shown) 11A-7003110-A 58.25
- 41-48 Ford & Mercury, closed car & station wagon & 42-48 Ford & Mercury convertible, for closed car **with groove for chrome strip**, bonded 11A-7003110-B 58.25

Windshield Frame to Glass Bedding

Used for setting & sealing glass into the frame.

- ALL Glass bedding tape, 10' roll, rubber & cork composition A45963X 7.50 roll





Windshield Frame to Body Hinges



- | | | | |
|-------|---|--------------|------------|
| 1932 | 3 window Coupe, cast bronze,
4 pieces | B-701350-AST | 110.00 set |
| 1932 | 5 window Coupe, Sedan & Victoria,
stamped steel (2 required) | B-701350-B | 58.00 |
| 33-34 | Coupe & Sedan, stamped steel
(2 required) | 40-701350 | 56.25 |
| 35-36 | Closed car, stamped steel, requires
use of your original mounting
brackets (2 required) | 48-701350 | 56.25 |
| 35-36 | Pickup, stamped steel, requires use
of your original mounting brackets
(2 required) | 50-701350 | 56.25 |

Windshield Hinge Brackets

Used to mount the windshield frame to body hinges.



- | | | | |
|-------|--|---------------|------------|
| 1932 | NEW 5 window Coupe,
Sedan & Victoria, chrome,
use with B-701350-B | B-701351-BBKT | 48.25 pair |
| 33-34 | NEW Coupe & Sedan, chrome,
use with 40-701350 | 40-701351-BKT | 48.25 pair |

Windshield Swing Arms



- | | | | |
|-------|---|----------|------------|
| 1932 | Closed car, curved 1-piece style,
chrome | B-45463 | 19.75 pair |
| 26-32 | Passenger,
32-34 pickup, straight type, chrome | A45463 | 8.50 pair |
| 26-32 | Same as above, except
stainless steel | A45463SS | 12.50 pair |

Our new windshield swing arm below has notches every 3/4" to help ensure your windshield stays open were you want it to!



- | | | | |
|-------|---|---------|------------|
| 26-32 | Same as above, except with stop
notches, will need to be buffed | A45463B | 31.00 pair |
|-------|---|---------|------------|

Windshield Swing Arm Brackets



- | | | | |
|------|--|-------------|------------|
| 1932 | Closed car, stainless steel | B-45475-ASS | 48.25 pair |
| 1932 | 3 window Coupe, stainless
steel | B-45475-BSS | 48.25 pair |

Windshield Swing Arm Parts



- | | | | |
|-------|---|---------|-----------|
| 26-32 | Windshield pivot bolt & nut set, passenger,
32-34 pickup, chrome, 4 pieces | A45475S | 2.00 set |
| 26-32 | Windshield swing arm pivot spring
washer, use with A45475S, passenger,
32-34 pickup, chrome | A45475W | 1.80 pair |
| 26-32 | Windshield swing arm washers, passenger,
32-34 pickup, chrome with hard
fiber insert | A45477 | 2.75 pair |



- | | | | |
|-------|--|----------|------------|
| 26-32 | Windshield slide nut, passenger, 32-34
pickup, foreign made, chrome
(2 required) | B45482 | 3.50 |
| 26-32 | Same as above, except top quality US
made, triple chrome plated | B45482US | 10.95 pair |

Windshield Regulator

This newly reproduced regulator assembly will replace that often missing or hard-to-crank old unit.

For windshield regulator handle, order 40-701348 listed below.



- | | | | |
|-------|---------------------|-----------|-------|
| 33-34 | Passenger | 40-701325 | 73.95 |
|-------|---------------------|-----------|-------|

Windshield Tools & Supplies

Will not scratch or chip glass.

- | | | | |
|-----|-----------------------------------|--------|------|
| ALL | Windshield setting tool | RSP216 | 1.50 |
|-----|-----------------------------------|--------|------|



Used to install windshield & back glass.

- | | | | |
|-----|---------------------|--------|-------|
| ALL | Hook tool | RSP253 | 10.95 |
|-----|---------------------|--------|-------|



Used to adjust seal edges without puncturing or tearing, clean trim & glass grooves or access hard to reach places.

- | | | | |
|-----|----------------------|--------|-------|
| ALL | Beaded tip | RSP254 | 15.50 |
|-----|----------------------|--------|-------|



- | | | | |
|-----|---|---------|-------|
| ALL | Quick release agent, makes removal of
windshield & back glass easier by softening
or dissolving the old adhesive, 14 oz.
spray can (as required) | RSP958* | 14.95 |
|-----|---|---------|-------|



- | | | | |
|-----|--|--------|------|
| ALL | Glass cleaner, made especially for
cleaning automotive glass,
16 oz. spray can | RSP12* | 4.95 |
|-----|--|--------|------|



- | | | | |
|-----|---|----------|------|
| ALL | Glass silicone sealer, black,
10 oz. cartridge (as required) | RSP408BL | 9.75 |
|-----|---|----------|------|

- | | | | |
|-----|---|---------|------|
| ALL | Glass silicone sealer, clear,
10 oz. cartridge (as required) | RSP408C | 9.75 |
|-----|---|---------|------|

* **HAZARDOUS MATERIAL**—can only be shipped ground within the U.S. because of government regulations.



WINDSHIELDS & PARTS

Windshield Regulator Handles

All of MAC's windshield regulator handles are die cast chrome.

For 1939 regulator knob, see next page



- 33-34 Passenger, with screw 40-701348 9.50
- 1935 Passenger, 35-36 pickup, with screw 48-701348 10.95
- 1936 Passenger, with screw 68-701348-A 10.95
- 1937 Passenger & pickup 78-701348 10.95
- 1938 Passenger & pickup 81A-701348 10.95

10.95 Windshield Stanchions



- 1932 Roadster & Phaeton, stainless steel, with cups & liners 18-37136-SS 125.00 pair
- 1932 Same as above, **except** chopped 2", street rod style (not shown). 18-37136-CHP 140.00 pair
- 1932 Sub-stanchions, lower, Roadster & Phaeton, die cast, chrome, includes pads & hardware B-37136-S 74.75 pair
- 33-34 Open car, cast brass 40-37136 262.50 pair
- 33-34 Same as above, **except** chopped 2", no holes, street rod style. 40-37136-CHP 262.50 pair

Windshield Stanchion Pads



- 1932 Roadster & Phaeton, molded rubber . . B-37132-S 10.95 pair
- 33-34 Roadster & Phaeton, molded rubber .40-37132-S 11.25 pair
- 35-36 Roadster & Phaeton, molded rubber .48-37132-S 9.75 pair

Windshield Stanchion Parts



- 28-32 Cup, large, lower, stainless steel (2 required) A37137L 7.45
- 26-32 Cup, small, upper, stainless steel (2 required) A37137S 5.85



- 1932 Liner, steel (2 required) B-37138-PL 20.95
- 32-36 Windshield frame cone, die cast, chrome (2 required). 18-37154 6.20
- 22-36 Windshield cone shouldered stud with tapered nut, open car, 4 pieces B37158 4.85 set



- 32-36 Windshield wing nuts, open car, chrome, original type, 4 required for 32, 2 required for 33-36, chrome B-351000 6.25
- 32-36 Windshield finger pull, open car, chrome, with mounting screws 18-37118-S 13.20 pair
- 28-35 Windshield post curtain studs, Roadster & Phaeton, 12-piece set A42341 9.00 set

Windshield Roll Out Knob



- 1939 Knob, complete, brown rubber, covered like original, with set screw, passenger & pickup. 91A-7003120-B 54.25
- 1939 Knob cover only, brown rubber that fits over your old chrome knob, passenger & pickup 91A-7003120 16.50

REAR WINDOW PARTS

Rear Window Frame

- 37-39 **NEW** Steel, with hinge, Station Wagon. V704220SW 750.00



Rear window seals

Rear Window Rubber Seals

- 32-36 Not bonded, Coupe & Sedan, also for 32-39 pickup, 92" B-704220 7.25
- 1937 Bonded, passenger, 38-40 Coupe, 38 Standard Sedan, 54" 78-704220 23.75 pair
- 37-39 **NEW** Bonded, brown rubber as original, 2 pieces, Station Wagon. 78-796130-ST 135.00 set
- 38-40 Bonded, Sedan, 38 Deluxe, 39-40 Sedan, Ford & Mercury. . . 81A-7042084 23.75 pair
- 38-39 Bonded, panel truck 81T-7942084 37.25 pair
- 38-47 Bonded, (C.O.E.) trucks 50-813370 38.75

- 40-41 Bonded, Sedan Delivery 01A-7842084 39.75
- 40-47 Bonded, pickup 01C-7042084 27.95
- 40-47 Bonded, panel truck 01C-7842084 39.50 pair
- 41-48 Bonded, Ford & Mercury, Coupe & Sedan, **without groove for chrome strip**. 11A-7042084 26.75
- 41-48 Bonded, Ford & Mercury, Coupe & Sedan, **with groove for chrome strip** . . . 19A-704220 26.75
- 42-48 Bonded, Sedan Delivery 21A-7842084 39.50

See page 203 for windshield rubber seals.

Rear Window Regulator Handles



- 30-32 Coupe with roll down rear window, Fordor quarter windows, die cast chrome A164272BRC 9.40
- 33-34 Coupe with roll down rear window, Fordor quarter windows, 35-36 Coupe, with rear roll down window, die cast chrome . . . 40-724470 10.95

Call (800) 777-0948 to Place Your Order, or Order Online at macsautoparts.com

Shop online TODAY for our selection of more than 75,000 parts for your vehicles!

REAR WINDOW PARTS



Rear Window Rubber Bumper



1932 Rest for window when top is down,
Roadster B-42339 16.50 pair

Rear Window Frame Screws



28-48 Rear window frame screws, open car,
16-piece set A42340R 3.15 set

Liftgate & Window Seal Set

41-48 **NEW** Includes seals for the following:
quarter body posts, back window
frame/taillgate, taillgate bottom hinge
& taillgate sides 11A-7942086-ST 65.25 set

Liftgate Swing Arm Bracket Assemblies & Parts



37-48 Brackets mount to the body, supports
the upper liftgate swing arms, Ford
& Mercury station wagon 78-796122-PR 81.50 pair



37-48 **NEW** Liftgate swing arm slide nut,
chrome, included in 78-796122-PR
(2 required) B45482 3.50
37-48 **NEW** Same as above,
except top quality, US made B45482US 10.95 pair



37-48 **NEW** Liftgate swing arm pivot
spring washers, included in
78-96122-PR A45475W 1.80 pair
37-48 **NEW** Liftgate swing arm washers,
chrome, included in 78-96122-PR A45477 2.75 pair

Liftgate Latch Pin Bumpers



34-37 **NEW** Rubber, Ford
station wagon 46-865711-PR 32.75 pair

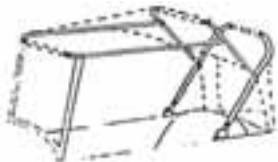
TOP PARTS

Top Iron Sets

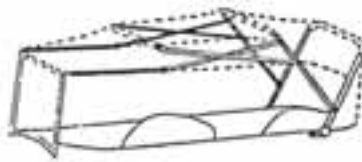
These top irons are custom made. Allow 4-6 weeks for delivery.

1205 Because of the size of these top irons, additional shipping charges will be incurred.

Roadster Top Irons



Phaeton Top Irons



Without Steel Crossbows

1932 Roadster, painted & stainless steel . . . V42031A 660.00 set
1932 Phaeton, painted & stainless steel . . . V42031B 1035.00 set
1932 Phaeton, all stainless steel V42031J 1600.00 set
33-34 Roadster, all stainless steel V42031D 1135.00 set
33-34 Phaeton, all stainless steel V42031E 2100.00 set

With Steel Crossbows

28-32 Universal type, Roadster, 28-34 Roadster pickup,
steel, instructions included, top can be lifted
off in one piece, or folded down like original,
includes wood header SR42031UNI 495.00 set
1932 Cabriolet, all stainless steel V42031C 2900.00 set
33-34 Cabriolet, all stainless steel V42031F 2700.00 set
35-36 Roadster, all stainless steel V42031G 1300.00 set
35-36 Cabriolet, all stainless steel V42031I 3100.00 set
35-36 Phaeton, all stainless steel V42031K 2300.00 set
37-38 Cabriolet, all stainless steel,
wood included on this kit only V42031L 5100.00 set

Closed Car Roof Edge Seal Kits (Top Deck Retainer)

This is the rubber seal that goes around outside edge of fabric top roof deck.



32-34 Coupe, rubber (top deck retainer), fit
into A38465 or 40-705019 mouldings
(listed below) 40-705018-A 8.00 kit
30-34 Sedan, rubber (top deck retainer),
fit into A38465 or 40-705019 mouldings
(listed below) 40-705018-B 9.00 kit
35-36 Coupe, rubber 48-7050920-A 23.25 kit
35-36 Sedan, rubber 48-7050920-B 27.95 kit
35-36 Sedan Delivery, rubber 48-7050920-C 39.50 kit

Closed Car Top Deck Mouldings & Nails

The above rubber roof edge seal kits snap into this moulding.
Two (2) pieces of moulding are required for Coupes, three (3) are
required for Sedans. These metal mouldings are nailed to the top
of the frame to hold the top fabric in place. Install with NAIL5/100
listed below.



1932 Aluminum, 72" (see note above)
(2 or 3 required) A38465 19.50
33-34 Aluminum, 70" (see note above)
(2 or 3 required) 40-705019 14.75

Nail style 5 is stainless steel & .085" diameter x 3/4", with a .190" diameter oval head.



28-48 Nail style 5, stainless steel,
package of 100 NAIL5/100 3.00 pkg



Station Wagon Rain Gutter Clips & Screw Set



38-48 Stainless steel, 4 pieces 81A-632266-BR 38.75 set

Convertible Top Knobs

These knobs are the correct color & mount on the dash convertible top switch.



1940 Sand plastic 01A-7650570 7.50
1941 Tan plastic 11A-7650570 7.50
1942 Butterscotch plastic 21A-7650570-B 7.50
1946 Grayish-tan plastic 51A-7650570-C 7.50
47-48 Grayish-tan plastic 6A-7650570 7.50


Convertible Sedan Pillar Pad Sets & Top Bow Pads



35-38 Center pillar pad set, convertible Sedan, 2 upper & 2 lower 48-743196/7 54.25 set
1939 Center pillar pad set, convertible Sedan, 2 upper & 2 lower 91A-743196/7 54.25 set



37-38 Quarter to top bow rubber pads, convertible Sedan 78-744858/9 43.50 pair
1939 Quarter to top bow rubber pads, convertible Sedan 91A-744858/9 43.50 pair
1940 Quarter to top bow rubber pads, convertible Coupe 01A-6628530-PR 43.50 pair
37-38 Convertible top rest, support top when down, convertible Sedan 78-747048 21.75



35-36 Quarter to top bow pads, convertible Sedan 48-7650548 4.95 pair
37-39 Quarter to top bow pads, convertible Coupe & Cabriolet 78-763244/5-B 43.50 pair
35-39 Convertible & convertible Sedan top iron rubber pad set, 4 pieces, install where irons fold 48-747162 13.00 set

Top Thumb Clamping Screws & Nuts



30-36 Top thumb clamping screw, Roadster & Phaeton, chrome (2 required) B37472C 4.45
1935 Top thumb clamping screw & nut, convertible Sedan, convertible Coupe & Cabriolet, chrome (2 required) 48-7650820 14.95
1936 Top thumb clamping screw & nut, convertible Sedan, convertible Coupe & Cabriolet, chrome (2 required) 68-7650820 13.95



37-39 Top hold down screw & nut, in windshield header, open car, brown plastic (3 required) 78-7650820-A 9.75
37-39 Top hold down screw & nut, in center pillar, convertible Sedan, brown plastic (4 required) 78-7650820-B 9.75
37-39 Top thumb clamping screw & nut, for top slat iron, convertible Sedan, convertible Coupe & Cabriolet, brown plastic (2 required) 78-7650820-C 9.75

Top Saddle Parts



1932 Top rest saddle stud, Phaeton, steel, (2 required) B-37329 54.25




1932 Top rest saddle, for top irons, Phaeton, brass casting (2 required) B-37330 54.25



35-36 Phaeton, leather top saddle pads & straps, brown V756350 21.95 set

Top Prop Nuts (2 required)



1932 NEW 1-1/2" diameter, 7/16"-14 square nut, authentic type, cadmium plated, Roadster & Phaeton T37708S 6.95
1932 NEW Same as above, except stainless steel T37708D 6.55



Convertible Header Rubber Seals



- 35-36 On top bow, Cabriolet & convertible Sedan, 37-40 convertible 48-7651312 7.50
- 41-48 On top bow, upper. 11A-7603475 7.50
- 41-48 Lower. 11A-7603476 7.50

Convertible Top Latch Assemblies

These are quality cast bronze & chrome plated. The latch assemblies mount to the header on the top assembly.



- 41-48 Center, chrome 11A-7603522-SC 270.00
- 41-48 Side, chrome (2 required) 11A-7603520-SC 270.00

Convertible Top Latch Catches

These are quality cast bronze & chrome plated, they affix to the top of windshield frame.



- 41-48 Center, chrome, no hole 11A-7603458-HC 113.25
- 41-48 Center, chrome, with antenna hole 11A-7603458-SC 130.00
- 41-48 Side, chrome, mounts on windshield frame 11A-7604144-SC 270.00 pair

Rear Window Parts



- 40-48 Buckles (2) 01A-7653264-B, tips (2) 01A-7653264-T, for straps & rear window straps (2) 01A-7653264-S & tips attached. . . . TP435 31.75 pair



- 40-48 Buckles, convertible (2 required) 01A-7653264-B 5.50
- 40-48 Tips for strap, convertible, stamped steel (2 required) 01A-7653264-T 2.40
- 40-48 Strap, convertible, 8' long, off-white webbing (2 required) 01A-7653264-S 14.75

Miscellaneous Convertible Top Parts



- 28-48 Convertible rear window frame screws, for non-Ford frame, 16-piece set. A42340NR 2.40 set
- 42-48 Convertible top motor to firewall bracket rubber grommet set, 3 pieces. 21A-7653382 14.95 set
- 1940 Vacuum "T" line, connects vacuum lines under rear seat 01A-7650720 9.75 pair
- 37-40 Header bow bumper set, screws onto wood header, 4 pieces. 78-711304 9.75 set

RUMBLE & TRUNK PARTS

Fiberglass Complete Rumble & Trunk Lids

Allow 4-6 weeks delivery time on these fiberglass parts. All are complete lid less latch(es) or hinge(s).


Because of the size of these lids, additional shipping charges will be incurred.

These parts must be shipped by truck - freight collect. We will only ship by truck if we must.



- 1932 Roadster, 5 window Coupe & Cabriolet VF1000A 800.00
- 1932 3 window Coupe. VF1000B 800.00
- 33-34 Roadster, Coupe & Cabriolet, use with stock trunk latch, or remote release VF1000C 800.00
- 35-36 Roadster, Coupe & Cabriolet, use with outside handle rumble latch. VF1000D 800.00
- 35-36 35-36 3 or 5 window Coupe, 35-37 Roadster & 35-38 convertible with rumble seat, 37-38 Cabriolet. VF1000E 800.00
- 37-38 Coupe & Club convertible with trunk (not for rumble). VF1000F 800.00
- 1939 Convertible with rumble seat lid (not for trunk). VF1000G 800.00
- 39-40 Coupe trunk lid. VF1000H 1360.00
- 1940 Convertible trunk lid VF1000I 1360.00

Rumble Lid Bumper Stop Set & Brackets






- 28-39 Rubber bumper & stop set, 4 pieces, no hardware. B41484 2.90 set
- 28-34 Upper trunk lid & rumble bumpers, round, fits on corner brackets (B-41519) B41518 1.95 pair





- 32-34 Bumper brackets, steel, fits in top corners of rumble area, Coupe, Roadster & Cabriolet B-41519 12.50 pair
- 1932 Stop brackets, steel, includes B41484 & hardware, **except** 3 window Coupe B-714008 14.75 pair
- 33-39 Stop brackets, steel, includes B41484 & hardware, passenger, 32 3 window Coupe 40-714008 14.00 pair



Trunk Lid Rubber Bumpers

- 
 28-34 Upper trunk lid & rumble bumpers, round, fits on corner brackets. B41518 1.95 pair
- 
 1940 Coupe & convertible 01A-7243800 2.95 pair
- 
 41-48 Coupe & convertible 11A-7243800 2.95 pair

Rumble Grab Handles

- 
 28-32 Mount on the sides of the rumble seat opening, the top rests on these when folded down, with bolts & nuts, chrome A41500 25.95 pair
- 
 28-32 Same as above, **except** stainless steel. A41500S 38.75 pair

Rumble Grab Handle Pads





- 
 28-32 **NEW** 4 pieces, thin rubber pads which help to protect your paint job . . . A41502 0.95 set

Rumble Grab Handle Mounting Bolt & Nut Set


- 
 28-32 12 pieces, with lock washers A80039 1.50 set

Rumble Lid Hinge Kits






All rumble lid hinge kits contain arms & mounting hardware.

- 
 1932 Roadster & 5 window Coupe, cast steel . . . B-41543 54.95 kit
- 
 1932 3 window Coupe, cast aluminum (shown) B-41543-A 195.00 kit
- 
 33-34 Coupe, Roadster & Cabriolet, cast steel 40-41543 57.95 kit
- 
 35-36 Coupe, Roadster & Cabriolet, cast steel 48-41543 59.50 kit
- 1939 Convertible, cast aluminum. 91A-41543 215.00 kit

Rumble Seat Spring Clips & Hangers

- 
 33-34 Lower seat clips to mount rumble backrest cushion to lid, Coupe, Roadster & Cabriolet. 40-41550-L 9.50 pair
- 
 32-34 Upper seat clips to mount rumble backrest cushion to lid, Coupe, Roadster & Cabriolet. 40-41550-U 10.85 pair
- 
 33-34 Rumble seat backrest hangers, mount on rumble lid 40-714200-S 9.95 pair

Rumble Seat Step Pads & Brace (1 or 2 required)

- 
 32-34 Step pad, large pyramid style, 5" diameter, 32 bumper, 32-34 fender. B-41563 15.75
- 
 33-34 Step pad, fits on tail light stand, pyramid rubber with "Ford" script, 3" diameter . B-2454 32.95
- 
 35-36 Step pad, fits on tail light stand or fender, pyramid rubber 40-2454 11.20
- 
 37-39 Step pad, fits on fender, pyramid rubber. .78-2454 10.75
- 
 33-34 Brace, fits under fender, Coupe & Roadster. 40-41564-B 9.75



Rumble Lid Striker Plates & Shims



- 28-32 Steel, with hardware, **except**
32 3 window Coupe B41600 2.75
- 1932 Cast iron, 3 window Coupe B-765680 8.25
- 33-34 Cast bronze, Coupe & Cabriolet 40-765680 21.75
- 35-36 Cast bronze, Coupe & Roadster 48-765680 27.25

These shims fit into the top corners of the rain gutter to align the rumble lid.



- 28-32 Rumble lid shims, 32 5 window Coupe & Roadster, aluminum wedge A41506 4.05 pair

Trunk Lid Striker Plates & Support



- 28-32 Passenger A41615 5.95
- 33-34 Coupe & Roadster 40-52500-A 10.75
- 35-36 Coupe & Roadster, cast bronze 48-52500-A 23.25



- 35-36 Same as above, **except** polished stainless steel, with hardware 48-52500-SS 38.75
- 37-38 Coupe, Phaeton, convertible Sedan & Club Cabriolet, polished stainless steel, with stainless steel hardware 78-52500-ASS 38.75
- 37-39 Tudor & Fordor, 39 convertible Sedan, polished stainless steel, with stainless steel hardware (not shown). 78-52500-BSS 38.75



- 39-40 Coupe, 40 convertible, polished stainless steel, with stainless steel hardware 01A-52500-ASS 40.75 kit
- 1940 Tudor & Fordor, polished stainless steel, includes mounting bracket & stainless steel hardware 01A-52500-BSS 38.75 kit



- 41-48 41 all, also 42-48 Sedans, cast iron 11A-52500 9.95
- 41-48 Same as above, **except** polished stainless steel, includes mounting bracket & hardware 11A-52500-SS 38.75 kit



- 39-40 Striker support, Coupe & 40 convertible, black finish 01A-52501-A 54.25
- 39-40 Striker support, Tudor & Fordor Sedan, black finish 01A-7044806 54.25

Rumble & Trunk Handle Pads



- 32-37 Rubber with bead, passenger, 34-48 station wagon tailgate B-41648 3.45
- 28-37 Rumble & trunk lid handle rubber pad, without bead A702356E 0.55

Trunk Handle Seals & Base Pads



- 1940 Trunk handle shaft to base rubber seal 01A-13557 1.25
- 38-39 Trunk lid handle to lid rubber seal 81A-13572 6.75
- 38-39 Base rubber pad for shaft 81A-13573 0.55
- 1940 Base rubber pad, also fits 39 Mercury 99A-13572 3.45



- 1940 Base rubber pad, Mercury 09A-13572 21.75
- 41-48 Base rubber pad, **except** 41 Super Deluxe, station wagon & Sedan Delivery 11A-13572 3.50
- 1941 Base rubber pad, Mercury 19A-13572 14.75



- 1942 Base rubber pad, Super Deluxe 21A-13572 21.75
- 42-48 Base rubber pad, Mercury 29A-13572 14.95



Trunk Lid Support Arms



- 28-32 Coupe, can be used on Roadster & Cabriolet A41530 16.85
- 28-32 **NEW** Same as above, **except** polished stainless steel, includes slide pivot hardware A41530SS 62.95



- 33-34 Coupe & Roadster, not rumble 40-727690-A 34.50
- 33-34 **NEW** Same as above, **except** polished stainless steel, includes slide pivot hardware. 40-727690-SS 62.95



- 35-36 **NEW** Coupe, Roadster & Cabriolet, polished stainless steel, includes slide pivot hardware 48-727690-SS 62.95

Trunk Arm & Spring Supports



- 39-40 Trunk arm & spring support, steel, painted black, Coupe, 40 convertible. 91A-7744200 95.95 pair
- 41-48 Trunk arm & spring support, steel, painted black, Coupe & convertible 11A-7744200/1 140.00 pair



- 41-48 Trunk arm & spring support, steel, painted black, Ford Sedan, 39-48 Mercury Sedan 99A-7044200/1 158.75 pair
- 39-48 Trunk arm spring only, high quality replacement spring (2 required) 91A-7744236-S 9.30

Locking Trunk Lid or Rumble Handles with Keys



- 32-34 Handle, 32-34 trunk or 33-34 Roadster rumble, chrome 40-702352 32.75
- 35-36 Handle, 38-39 station wagon, chrome 48-702352-B 36.00
- 1937 Handle, chrome with blue background 78-702352 35.00



- 32-40 Rumble & trunk lid handle nut & lock washer V803104 0.95


Rumble & Trunk Lid Latches



- 30-32 Rumble lid latch, for lid without remote handle, 1-1/2" tall lock collar (**except** 3 window Coupe with rumble) A41604B 10.75
- 33-34 Rumble lid latch, mounts inside body under drip rail, Coupe, Roadster & Cabriolet, 32 3 window Coupe, 38-39 convertible Coupe B-527102 24.75
- 32-34 Trunk lid latch, for lid without remote handle, 1-1/2" tall lock collar (**except** 3 window Coupe with rumble) A41604B 10.75
- 35-36 Trunk or rumble lid latch, 38-39 station wagon 48-52502 32.95



- 1937 Trunk lid latch, all bodies. 78-52502 32.95
- 38-39 Trunk lid latch, 38 Coupe, 38-39 Sedan 81A-52502-B 32.95
- 39-40 Trunk lid latch, Coupe, 40 convertible. 01A-52502-A 32.95



- 1940 Trunk lid latch, Sedan 01A-52502-B 32.95
- 1941 Trunk lid latch, passenger, 42-48 Sedan 11A-52502 32.95
- 42-48 Trunk lid latch, Coupe & convertible. 21A-52502 32.95

Rumble Lid Latch Mounting Bracket

Mounts latch to body.



- 33-34 For latch B-527102, Coupe, Roadster & Cabriolet, 32 3 window Coupe, 38-39 convertible Coupe. B-527103 12.25



Locking Trunk Lid Handle Kits & Parts

1940

Save your time & energy by spending a little extra & get this kit completely assembled. The components are guaranteed to match because they all come from the same manufacturer!

Complete kit includes (1) 01A-7043500-H, (1) 01A-13556-S, (1) 99A-13550, (1) 99A-13553, (1) 99A-13572, (1) 01A-13557 & (1) B13466.



1940 Trunk handle kit 01A-7043500-KT 192.50 kit

1941-1948

Save your time & energy by spending a little extra & get this kit completely assembled. The components are guaranteed to match because they all come from the same manufacturer!



Complete kit includes (1) 11A-7043511, (1) 01A-13556-S, (1) 11A-13550, (1) 11A-13572, (1) B13466 & (1) V13465D.






41-48 Trunk handle kit 11A-7043511-KT 192.50 kit

-  1940 Trunk handle with cylinder & keys, chrome 01A-7043500-H 50.00
-  1940 Trunk handle lock cylinder only, with keys 01A-7043500-R 29.25
-  32-48 Trunk handle key blank, "Hurd". 91A-3686-KC 5.50

-  41-48 Trunk handle with cylinder & key, mounting nut & handle gasket, chrome 11A-7043511 65.00
-  32-48 Trunk handle key blank, "Hurd". 91A-3686-KC 5.50

-  1940 Trunk handle shaft to base rubber seal 01A-13557 1.25
-  1940 Deck lid handle base, die cast, chrome plated, passenger, 39 Mercury 99A-13550 24.75

-  41-48 Deck lid handle base, die cast, chrome, passenger 11A-13550 24.75



-  1940 Base, 39 Mercury, chrome 99A-13553 9.75
-  1940 Base rubber pad, 39 Mercury 99A-13572 3.45


-  41-48 Base rubber pad 11A-13572 3.50

-  40-48 Lens, socket, pigtail & gasket kit, 8 pieces, passenger, 39 Mercury. 01A-13556-S 21.00 kit

-  40-48 Lens, socket, pigtail & gasket kit, 8 pieces, passenger, 39 Mercury. 01A-13556-S 21.00 kit

-  40-48 Lens, passenger, Mercury 99A-13564 4.85

-  40-48 Lens, passenger, 39 Mercury 99A-13564 4.85
-  40-48 Gasket set, 2 pieces, one gasket goes on each side of glass license lamp flange, passenger, 39 Mercury 01A-13568/9 1.20 set

-  40-48 Gasket set, 2 pieces, one gasket goes on each side of glass license lamp flange, passenger, 39 Mercury 01A-13568/9 1.20 set

-  19-59 Single contact, 3 candlepower, 6 volt B13466 0.75
-  19-59 Single contact, 3 candlepower, 12 volt V13465D 0.80
-  32-40 Rumble & trunk lid handle nut & lock washer V803104 0.95

-  19-59 Single contact, 3 candlepower, 6 volt B13466 0.75
-  19-59 Single contact, 3 candlepower, 12 volt V13465D 0.80



Trunk Lid Emblems & Pad



- 1940 Chrome, die cast, passenger 01A-7043370 13.95
- 1940 Blue, die cast chrome, Standard. .01A-7043370-A 44.50
- 1940 Red, die cast chrome, Deluxe. . . .01A-7043370-B 44.50



- 1940 Pad, molded rubber with small bead edge 01A-7043370-RP 4.75



- 47-48 Stainless steel, "Ford" script painted blue as original 6A-7042514 110.00



- 47-48 Same as above, **except** "Ford" script is lit up with LEDs, 12 volt 6A-7042514-LED 155.50

Trunk Drain Hoses



- 35-36 Without rumble seat, connects to the drain holes at each corner of the trunk lid gutter & directs drainage thru the floor, Coupe. 48-725854 6.25 pair

Remote Control Release Parts



- 33-34 Remote control rod & release mechanism, use with handle 40-725900, Coupe 40-775600 23.25

Trunk & Rumble Lid Rubber Seals



- 32-34 Passenger, trunk or rumble. B-7043720 13.95
- 35-36 Coupe, Roadster & Cabriolet, trunk lid includes lid & body seals. 48-7043720-A 18.00 set
- 35-36 Tudor & Fordor, humpback, trunk lid 48-713540-B 19.75



- 35-39 Coupe, Roadster, Cabriolet & convertible Coupe, rumble lid includes lid & body seals. 48-7043720-A 18.00 set
- 37-40 Passenger, 41-48 Coupe & convertible, **except** Phaeton & convertible Sedan, trunk lid, not bonded 78-7043720 18.75



- 1940 Convertible, bonded corners for a leak-free seal. 01A-7643720 46.50
- 41-48 Convertible, bonded corners for a leak-free seal. 11A-7643720 46.50
- 41-48 Tudor & Fordor Sedans, bonded corners for a leak-free seal 21A-7043720 46.50

These non-original style seals are perfect for your street rod or any other "sealing" application. A best seller with universal application!



- ALL Ribbed, 3/8" wide x 3/16" thick x 20' A701980R1 14.95 roll
- ALL Ribbed, 5/8" x 3/8" x 20' A701980R2 19.95 roll
- ALL Hollow core, 3/8" x 7/32" x 20' A701980HC1 14.95 roll
- ALL Hollow core, 5/8" x 3/8" x 20' A701980HC2 19.95 roll

To help get your seals & weatherstripping separated from the glass, use this!

Loosen up tough, hardened old glue & weatherstrip adhesive, with this terrific quick release agent. It makes quick & easy work out of an otherwise miserable job. Your new weatherstripping will have a better fit when the buildup of old glue is removed. Get rid of that old glue the easy way, with quick release agent from MAC's Antique Auto Parts.

- ALL 14 oz. spray can RSP958* 14.95



Weatherstrip Adhesive

Excellent adhesive for all rubber-to-metal applications.

- ALL 5 oz. tube, black RSP28 9.25




** HAZARDOUS MATERIAL—can only be shipped ground within the U.S. because of government regulations.*

Call (800) 777-0948 to Place Your Order, or Order Online at macsautoparts.com

Shop online TODAY for our selection of more than 75,000 parts for your vehicles!



Trunk Lid Hinges & Lock Sets



28-32 Hinge & hardware set, foreign made A41512S 15.25 set



33-34 Hinges, cast steel, ready for painting, Roadster, Coupe & Cabriolet . . . 40-713570-AK 145.00 pair

35-36 Hinges, polished stainless steel, Roadster, Cabriolet & Coupe. 48-713570-ASS 210.00 pair



35-36 Hinges, chrome, humpback, Tudor & Fordor, also used on Mullins trailers 48-706850/1 88.50 pair



35-36 Lock set, chrome, humpback, Tudor & Fordor, also used on Mullins trailers, with 2 keys 48-706902/4 180.00 set

1937 Hinges, humpback, Tudor & Fordor, chrome 78-706850/1-B 162.75 pair



39-40 Hinges, inner, Coupe (not shown). . . 01A-706850/1 290.00 pair

39-40 Same as above, **except** polished stainless steel 01A-706850/1-SS 158.75 pair



1940 Hinges, inner, convertible 01A-706850/1-B 250.00 pair

1940 Same as above, **except** polished stainless steel 01A-706850/1-BSS 158.75 pair



41-48 Hinges, inner, polished stainless steel, Coupe & convertible 21A-7642700 158.75 pair

Trunk Lid Hinge Pad Kits

Hinge-to-body pads.



35-36 Paper, Sedan, 6 pieces 48-7042707 5.75 kit

1937 Rubber, humpback, Tudor & Fordor, 4 pieces 78-7042707-A 5.75 kit



1937 Rubber, flatback, sedan, 4 pieces. . 78-7042707-B 5.75 kit

37-38 Rubber, Phaeton & convertible Sedan, 4 pieces. 78-7442707-C 5.75 kit

Miscellaneous Rumble & Trunk Lid Parts



33-34 Rumble hinge spring brackets, mounts inside of body, has holes for spring adjustment, Roadster & Cabriolet, 32 3 window Coupe, 38-39 convertible Coupe . . . B-526812 13.25 pair



33-34 Rumble seat remote trip springs, Roadster & Cabriolet, 32 3 window Coupe, 38-39 convertible Coupe. B-526813 12.25 pair



33-34 Rumble hinge spacers, steel, Roadster & Cabriolet, 32 3 window Coupe, 38-39 convertible Coupe. B-526898 9.75 pair



33-34 Rumble seat release handle, fits on rumble remote control rod or cable mechanism inside car, Coupe & Cabriolet, 32 3 window Coupe, chrome 40-725900 18.00



Seat Adjustment Parts

All parts under this listing fit 30-32 & all 33-34 Coupes, Cabriolets & Fordors.



30-34 Handle, 32-34 Coupe, 33-34 Fordor & Cabriolet, chrome B47836 11.25



30-34 Spring, 6", use with A47837 listed below A47838 5.25

Seat Ratchet Assembly



30-34 Saw-tooth style, 32-34 Coupe, 33-34 Fordor & Cabriolet A47837 68.50

Seat Adjustment Bracket



30-34 Goes on center body cross channel, the saw-tooth style seat ratchet assembly latches onto this bracket, 32-34 Coupe, 33-34 Fordor & Cabriolet A47840 19.75

Miscellaneous Seat Parts



30-34 Seat slide track assembly, Fordor, includes 4 seat studs A41000385 74.00 set



33-34 Seat frame side brace, Coupe & Roadster, also fits 1932 3 window Coupe & 35-36 Coupe, unpainted steel 40-705000 52.25 pair



40-41 Rear seat leg rubber bumpers, Opera (business) Coupe, fits on the bottom of the seat legs 01A-6760712 21.75 pair

More Seat Sheet Metal items listed on pages 220-225.



Trim Clip Kits



1935	Complete, 66 pieces	.48-20000	17.75 kit
1936	Complete, 46 pieces	.68-20000	15.95 kit
1938	Standard, complete, 140 pieces	.81A-20000-A	32.75 kit
1938	Deluxe, complete with bolts, 82 pieces	.81A-20000-B	21.95 kit
1939	Standard, complete with bolts, 102 pieces	.91A-20000-A	25.75 kit
1939	Deluxe, complete with bolts, 182 pieces	.91A-20000-B	43.25 kit
1940	Standard, complete with bolts, 74 pieces	.01A-20000-A	20.00 kit
1940	Deluxe, complete, with bolts, 96 pieces	.01A-20000-B	30.25 kit
1941	Tudor, 125 clips & 64 bolts	.11A-20000-B	63.95 kit
1941	Fordor, 145 clips & 66 bolts	.11A-20000-C	74.95 kit
42-46	Tudor, 122 clips & 52 bolts	.21A-20000-B	55.50 kit
42-46	Fordor, 142 clips & 54 bolts	.21A-20000-C	65.95 kit

These three kits below do not include reveal moulding clips, they are listed on page 217.

1941	Convertible, 65 clips & bolts	.11A-20000-A	44.95 kit
42-46	Convertible, 62 clips & 48 bolts	.21A-20000-A	37.25 kit
47-48	All styles, 58 clips & 46 bolts	.6A-20000-A	37.95 kit

Center Hood Clip Kits



1940	Passenger, 39 Deluxe, 40-41 commercial, 8 pieces, part of 01A-20000-A, 91A-20000-B & 01A-20000-B	.91A-20003	4.95 kit
1941	Passenger, 10 clips & 2 bolts, part of 11A-20000-A, 11A-20000-B & 11A-20000-C	.11A-20003	5.75 kit

Hood Side Clip Kits



1935	32 pieces, part of 48-20000	.48-20004	8.50 kit
1936	24 pieces, part of 68-20000	.68-20004	7.00 kit
1939	Side of grille clip kit, Deluxe, 8 pieces, part of 91A-20000-B	.91A-20004	3.95 kit

Lower Front Hood Clip Kit



1940	Deluxe, 6 pieces, part of 01A-20000-B, wide strip	.01A-20002	4.75 kit
------	--	------------	----------

Grille Clip Kits

1934	12 pieces, also for some early 1935 pickups (small style)	.40-20001	4.75 kit
1935	34 pieces, part of 48-20000	.48-20001	8.50 kit
1936	Center, 6 pieces, part of 68-20000	.68-20001	3.75 kit
1936	Outer, 16 pieces, part of 68-20000, also fits some late 1935 pickups (large style)	.68-20002	5.25 kit

Grille & Hood Clip Kits



1937	Hood side & outer grille clip kit, 25 pieces, will do both hood sides or all 3 outer grille trim pieces (2 required)	.78-20004	31.00 kit
------	--	-----------	-----------



1938	Standard, 56 pieces, part of 81A-20000-A	.81A-20001	11.25 kit
1938	Side clip kit, Standard, 12 pieces, part of 81A-20000-A	.81A-20004-A	4.75 kit
1938	Deluxe, 10 pieces, part of 81A-20000-B	.81A-20004-B	4.75 kit



1939	Louvers clip kit, Standard, 30 pieces, part of 91A-20000-A	.91A-20001-A	8.75 kit
1939	Grille bar clip kit, Deluxe, 82 pieces, part of 91A-20000-B	.91A-20001-B	15.75 kit
1940	Grille clip kit, Deluxe, 16 pieces, part of 01A-20000-B	.01A-20001	5.75 kit

Front Splash Apron Clip Kit



47-48	All body styles, part of 6A-20000-A, 8 pieces	.6A-20001	4.75 kit
-------	--	-----------	----------



Body Belt Clip Kits & Bolt Sets



- 1938 Clip kit, 58 pieces, passenger, 39 Standard, part of 81A-20000-A, 81A-20000-B & 91A-20000-A 81A-20005 10.75 kit
- 38-39 Bolt set, 14 pieces, passenger, part of 81A-20000-A, 81A-20000-B, 91A-20000-A & 91A-20000-B 81A-20006 6.75 set



- 1939 Hood side clip kit, 70 pieces, Deluxe, part of 91A-20000-B 91A-20005 13.75 kit
- 1940 Clip kit, 58 pieces, passenger, part of 01A-20000-A & 01A-20000-B 01A-20005 11.25 kit



- 1940 Bolt & nut set, 8 pieces, passenger, part of 01A-20000-A & 01A-20000-B 01A-20006 4.75 set
- 1941 Clip & bolt kit, 55 clips & 6 bolts, part of 11A-20000-A, 11A-20000-B & 11A-20000-C 11A-20005 17.75 kit



- 42-46 Clip & bolt kit, 50 clips & 6 bolts, part of 21A-20000-A, 21A-20000-B & 21A-20000-C 21A-20005 16.75 kit
- 47-48 Clip & bolt kit, 50 clips & 6 bolts, part of 6A-20000-A 6A-20005 16.75 kit

Door Upholstery Clip Set



- 09-70 50 pieces B20015 9.95 set

Interior Window Garnish Moulding Clip Kit



- 38-39 Closed car, 10 pieces, die-stamped steel, will stop garnish mouldings from rattling, for doors & quarter windows . . . 91A-7020930-B 52.50 kit

Fender Moulding Bolt Sets



- 1941 52 pieces, part of 11A-20000-A, 11A-20000-B & 11A-20000-C, passenger 11A-20011 21.75 set
- 42-46 38 pieces, part of 21A-20000-A, 21A-20000-B & 21A-20000-C, passenger (shown) 21A-20011 16.75 set
- 47-48 38 pieces, part of 6A-20000-A, passenger 6A-20011 15.95 set

Deck Lid Clip & Bolt Set



- 42-46 12 clips & 4 bolts, part of 21A-20000-A, 21A-20000-B & 21A-20000-C, passenger 51A-20012 7.95 set

Universal Moulding Clip Set



- ALL 10 pieces, 10-24 x 3/4" stud, clip has break points which allows you to snap off the ends, making it virtually any length U-20000 9.75 set

Reveal Moulding Clips & Bolt Sets

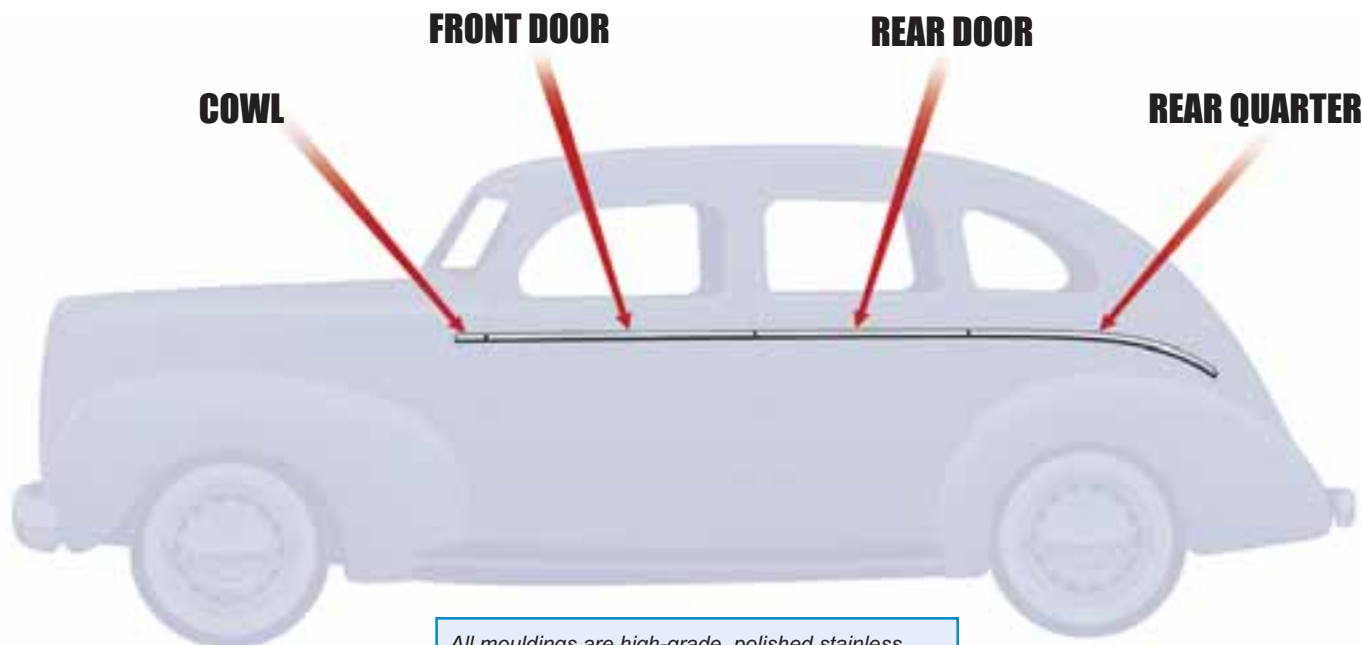


- 41-48 Clip & bolt set, 40 pieces, door glass & quarter window Tudor straight section, part of 11A-20000-B & 21A-20000-B (shown) 11A-20007 11.25 set
- 41-48 Clip set, 24 pieces, door glass & quarter window, Tudor curved section, part of 11A-20000-B & 21A-20000-B (shown). 11A-20008 7.25 set
- 41-48 Clip & bolt set, 62 pieces, door glass & quarter window, Fordor straight section, part of 11A-20000-C & 21A-20000-C 11A-20009 16.75 set
- 41-48 Clip set, 34 pieces, door glass & quarter window, Fordor curved section, part of 11A-20000-C & 21A-20000-C 11A-20010 9.75 set

Rear Fender to Body Clip Kit



- 39-40 Passenger, 18 pieces, special clip fits in rear wheel well to fasten rear fender to body 01A-16009-K 39.75 kit



All mouldings are high-grade, polished stainless steel designed for precise fit & finish.

Cowl Mouldings, Stainless Steel

This is the small piece between the hood & the door.

1939	Passenger	91A-700328/9	31.00 pair
1940	Passenger	01A-700328/9	42.75 pair



47-48	Passenger	6A-700328/9-B	97.95 pair
-------	-----------	---------------	------------

Front Door Mouldings, Stainless Steel

1939	Tudor, right	91A-7020934	31.00
1939	Tudor, left	91A-7020935	31.00
1939	Coupe, Fordor & Sedan Delivery, right	91A-7320934	28.95
1939	Same as above, except left	91A-7320935	28.95
1939	Convertible Sedan, right	91A-7420934	39.75
1939	Convertible Sedan, left	91A-7420935	39.75
1939	Convertible, right	91A-7720934	31.00
1939	Convertible, left	91A-7720935	31.00
1940	Tudor & convertible, right	01A-7020934	42.50
1940	Tudor & convertible, left	01A-7020935	42.50
1940	Coupe, Fordor & Sedan Delivery, right	01A-7320934	42.50
1940	Same as above, except left	01A-7320935	42.50



47-48	Coupe, Tudor & convertible, for large door	6A-7020934/5-B	180.00 pair
47-48	Coupe, Fordor & Sedan Delivery, for short door	6A-7320934/5-B	175.00 pair

Rear Door Mouldings, Stainless Steel

1939	Fordor, right	91A-7325554	28.95
1939	Fordor, left	91A-7325555	28.95
1939	Convertible Sedan, right	91A-7425554	39.75
1939	Convertible Sedan, left	91A-7425555	39.75
1940	Fordor, right or left (2 required)	01A-7325555	38.75

Rear Quarter Mouldings, Stainless Steel

1939	Tudor, right	91A-7029034	57.50
1939	Tudor, left	91A-7029035	57.50
1939	Fordor, right	91A-7329034	54.25
1939	Fordor, left	91A-7329035	54.25
1939	Convertible Sedan, right	91A-7429034	77.50
1939	Convertible Sedan, left	91A-7429035	77.50
1939	Convertible, right	91A-7629034	57.50
1939	Convertible, left	91A-7629035	57.50
1939	Coupe, right	91A-7729034	57.50
1939	Coupe, left	91A-7729035	57.50
1939	Sedan Delivery, right or left (2 required)	91A-7829034	62.50
1940	Tudor, right	01A-7029034	62.50
1940	Tudor, left	01A-7029035	62.50
1940	Fordor, right	01A-7329034	54.25
1940	Fordor, left	01A-7329035	54.25
1940	Convertible, right	01A-6629044-B	62.50
1940	Convertible, left	01A-6629045-B	62.50
1940	Coupe, right	01A-7729034	62.50
1940	Coupe, left	01A-7729035	62.50
1940	Sedan Delivery, right or left (2 required)	01A-7829034	62.50



47-48	Tudor Sedan	6A-7029034/5-B	210.00 pair
47-48	Sedan Coupe & convertible	6A-7629034/5-B	300.00 pair

See appropriate pages for mouldings not listed on this page.



Early V8 mats are U.S. made & are the original design, including openings cut in them to fit the original bodies & pedals. Backing pads included with floor mats are not glued or pre-cut.

Our rubber floor mats are made using original molds. Over time these original molds have developed small flaws that cannot be fixed unless an entirely new production mold is made. Sadly, the sole manufacturer of these rubber mats is unwilling to do this. We are advising you of this & will accept back for refund any mat, but we will not have an alternative to offer at this time. We appreciate your understanding & advise you that all other firms offering floor mats are also encountering this same situation.

Front Floor Mats

Passenger Cars with Pad



- | | | | |
|-------|--------------------------------|--------|--------|
| 33-34 | Olive/dark taupe color | V44003 | 149.95 |
| 1935 | Black | V44001 | 119.95 |
| 1935 | Olive/dark taupe color | V44019 | 147.95 |
| 1936 | Black | V44013 | 119.95 |
| 1936 | Olive/dark taupe color | V44014 | 147.95 |
| 37-39 | Black | V44007 | 119.95 |
| 37-39 | Olive/dark taupe color (shown) | V44009 | 147.95 |
| 1940 | Black | V44008 | 119.95 |
| 1940 | Olive/dark taupe color | V44028 | 147.95 |
| 41-48 | Black | V44010 | 119.95 |

Pickup without Pad

32-39 Pickup floormats are unavailable.



- | | | | |
|-------|-------|--------|--------|
| 40-41 | Black | V44020 | 119.95 |
| 42-47 | Black | V44022 | 94.95 |

Trunk Mats



- | | | | |
|-------|----------------------------|--------|-------|
| 39-40 | Coupe & convertible, black | V42532 | 89.95 |
| 38-40 | Sedan, black | V42533 | 89.95 |
| 41-48 | Convertible, black (shown) | V42534 | 89.95 |
| 41-48 | Coupe, black | V42535 | 89.95 |

Rear Floor & Station Wagon Mats



- | | | | |
|-------|--|--------|--------|
| 35-36 | Rear floor mat, black, Phaeton, this is correct 100% for 1936, but will fit 1935 | V42545 | 74.50 |
| 35-36 | Same as above, except olive/dark taupe | V42546 | 190.00 |
| 41-48 | Rear floor mat, station wagon, black, (shown) | V42543 | 115.00 |
| 41-48 | Rear cargo deck mat, station wagon, black | V42544 | 115.00 |

Universal Rear Mat

This accessory mat is not "correct" for any 32-48 Ford or Mercury. You must cut to fit your application.

- | | | | |
|-----|---|----------|-------|
| ALL | 74" x 36", black rubber with felt pad, grain will not match the front mat | 0A-13106 | 84.95 |
|-----|---|----------|-------|

Universal Floor Mat

- | | | | |
|-----|---|---------------|-------|
| ALL | NEW "Ford" script, 17-1/4" x 11-3/4", has nubs on the back for traction, making it a great mat for not only your vehicle, but also outside your garage door, or anywhere else you can think to use it! | MAT-UNIVERSAL | 24.50 |
|-----|---|---------------|-------|



Floor Mat Clips (as required)



- | | | | |
|-------|-----------------|----------|------|
| 32-34 | Dark brown head | B-20018 | 0.80 |
| 35-40 | Black head | 48-20018 | 0.80 |

Insulation Sheet (as required)

A well-insulated firewall, transmission tunnel & floor pans are a must for any restoration or street rod. This insulation is a jute padding material with a space-age reflective foil bonded on both sides. Rated R18.3 (700° F heat resistance). It can also be used in kick panels, rumble seat panels, inside door panels & under carpeting. Use RSP79 spray adhesive to install.



- | | | | |
|-----|-------------------|----------|-------|
| ALL | 48" x 72" x 5/16" | V700770X | 32.00 |
|-----|-------------------|----------|-------|

- | | | | |
|-----|---|--------------|-------|
| ALL | Dynamat Extreme® sound deadener, flexible & adhesive backed, great for adding to firewalls, floors & inside doors for reducing road noise, rattles & squeaks, 18" x 32" | DYNAMAT-0433 | 29.95 |
|-----|---|--------------|-------|



Jute Backing (as required)



- | | | | |
|-----|--|--------|-------|
| ALL | 36" x 72" x 1/2", used under the floor mat, a great accessory & very popular | B13000 | 19.95 |
|-----|--|--------|-------|

AcoustiSHIELD

Head to page 179 for the most advanced insulation & sound dampening system in the world!



Most sheet metal is not primed.

Panel adhesives have received a lot of attention in the last few years. Research indicates that use of panel adhesives on any of our metal products is not recommended. We do recommend mig welding for proper installation. See your local welder supplier for details.

Rumble Seat Risers & Rain Gutters

- 

1932 Seat riser, Roadster & 5 window Coupe VM159A 32.75
- 

1932 Seat riser, 3 window Coupe VM159C 38.00
- 

1932 Rain gutter below deck lid panel, cars with trunk, 3 pieces VM164 99.75
- 

33-34 Floor rain gutter VM3334C 40.50

Front Fender Inner Apron Panels

- 

33-34 Passenger VM16082/3D 235.00 pair
- 

1940  Passenger, 39 Deluxe, 40-41 pickup & Sedan Delivery VM16082/3A 345.00 pair


Rear Fender Inner Patch Panel

- 

1932 Roadster, 5 window Coupe & Cabriolet, will fit 2-door Vicky with slight alteration VM181 133.50 pair


Rear Window Drains

For coupes with roll down rear windows

- 


1932 5 window Coupe VM332 80.75
- 1932 3 window Coupe VM232B 80.75
- 33-34 3 & 5 window Coupe (shown) VM232A 105.95
- 35-36 5 window Coupe VM233A 330.00

Cowl Patch Panels

- 

1932 Passenger, **except** 3 window Coupe, 32-34 pickup VM35260A 70.75 pair
- 

1932 3 window Coupe VM35260B 86.95 pair
- 

33-34 Passenger VM7002054/5A 70.75 pair
- 

35-36 Passenger VM7002054/5B 58.95 pair
- 

37-38 Right, passenger, 39 Standard (shown) VM7002054D 120.00
- 

37-38 Left, passenger, 39 Standard VM7002055D 120.00
- 

1940 Complete Cowl, top quality, die-stamped, has internal support braces & wrap-around door pillar, recessed door hinge surface, passenger, 39 Deluxe VM7002053ETQ 715.00 pair
- 

1940 Right, passenger, 39 Deluxe (shown) VM7002054E 120.00
- 

1940 Left, passenger, 39 Deluxe VM7002055E 120.00
- 

41-48 Right, passenger (shown) VM7002054F 190.00
- 

41-48 Left, passenger VM7002055F 190.00
- 

33-34 Inner cowl feet, mounts cowl patch panels to floor pans, closed car VM7002056 80.25 pair
- 

35-40 Supports, right & left, open car & station wagon. VM7002058 150.00 pair
- 

37-40 Right, inner lower cowl structure, passenger (shown) VM7002057R 115.00
- 

37-40 Left, inner lower cowl structure, passenger VM7002057L 115.00

**Rear Center Body Panels & Panels Below Trunk/Deck Lid**

- 
1932 Rear center body panel, below trunk lid, Roadster VM32F 54.25
- 
1932 Rear center body panel, below trunk lid, Cabriolet VM32E 54.25
- 
1932 Rear center body panel, below trunk lid, 3 window Coupe VM32H 299.50
- 
1932 Rear center body panel, below trunk lid, 5 window Coupe VM32D 54.25
- 
1932 Rear center body panel, below trunk lid, Sedan VM32I 175.00
- 
1932 Rear center body panel stiffener, passenger VM32S 21.70
- 
33-34 Panel below trunk lid, Coupe, Roadster & Cabriolet VM3334 295.00
- 
33-34 Panel below trunk lid, Sedan VM3334A 149.75
- 
35-36 Panel below trunk lid, Coupe, Roadster & Cabriolet VM704053A 288.00
- 
35-36 Panel below trunk lid, humpback . . . VM704053B 278.00
- 
35-36 Panel below trunk lid, flatback, slantback, Sedan & Phaeton VM704053C 310.00


- 
1937 Panel below trunk lid brace kit, connects tool tray to lower trunk panel, Tudor & Fordor flatback, 3 pieces. VM704058 111.00 kit
- 
1937 Panel below deck lid, flatback & Slantback. VM704054A 310.00
- 
37-38 Panel below deck lid, humpback Sedan, 37 convertible Sedan & Phaeton . . VM704054B 310.00
- 
37-38 Panel below deck lid, Coupe, 37 Club Coupe, Cabriolet & Roadster VM704054C 288.00
- 
39-40 Panel below deck lid, Sedan, 38 Deluxe Sedan. VM7040324A 250.00
- 
39-40 Panel below deck lid, Coupe, 40 convertible VM7740324 315.00
- 
39-40 Panel below deck lid, Coupe, die-stamped, no bumper slots, smoothie look VM7740324SM 280.00
- 
41-E47 Panel below deck lid, 9" tall, Coupe & Sedan, **except** station wagon VM7040320E 283.00
- 
47-48 Panel below deck lid, Coupe & Sedan & convertible **except** station wagon VM7040320A 79.95



Inner Trunk Panels

- 

1932 Inner trunk panel, 5 window Coupe, Roadster & Cabriolet VM32J 77.75
- 

1932 Inner trunk panel, 3 window Coupe VM32K 77.75
- 

33-34 Inner trunk panel with floor pan extension, Coupe & Roadster & Cabriolet VM32L 115.00

Trunk Floor Pans & Extensions

- 

1932 Trunk floor pan extension, Coupe & Roadster VM32A 27.25
- 

35-36 **OS** Riser over axle, connects rear floor pan to trunk floor pan, our VM356B. VM356A 112.00
- 


35-36 Trunk floor pan, passenger, use on all body styles, connects VM356A to VM356D VM356B 99.00
- 

35-36 Trunk floor pan, Sedan only, use along with VM356B to replace trunk floor VM356C 104.00
- 

35-36 Trunk floor pan extension, die stamped, passenger VM356D 270.00


- 


39-40 Trunk floor kit, 11 pieces, precision cut with ribs stamped for extra support, Coupe VM3940KT 265.00 kit


- 


41-E46 Trunk floor kit, for vehicles with a toolbox compartment, passenger VM4146 155.00 kit
- L46-48 Trunk floor kit, for vehicles with a flat trunk compartment, passenger (not shown) VM4648 165.00 kit


Rear Quarter Patch Panels


- 


1932 3 window Coupe VM35265/66B 70.75 pair
- 


1932 5 window Coupe VM35265/66A 70.75 pair
- 


1932 Tudor Sedan & Victoria VM35265/66J 70.75 pair
- 


1932 Roadster VM35265/66I 71.50 pair
- 

33-34 5 window Coupe & Sedan Delivery VM35265/66D 71.50 pair
- 

33-34 3 window Coupe, Tudor Sedan & Victoria VM35265/66K 70.75 pair
- 

33-34 Roadster VM35265/66F 70.75 pair
- 

33-34 Cabriolet VM35265/66E 70.75 pair
- 

35-36 3 window Coupe & Cabriolet VM35265/66M 30.25 pair
- 

35-36 5 window Coupe & Roadster VM35265/66L 60.50 pair



- 37-40 Top quality, die stamped, Tudor Sedan, Cabriolet & Club Coupe, right (shown) VM35266P 120.00
- 37-40 Same as above, **except** left VM35265P 120.00
- 37-40 Top quality, die stamped, Coupe, Business Coupe, right (shown) VM35266Q 105.00
- 37-40 Same as above, **except** left VM35265Q 105.00



- 37-40 Passenger, economy style VM35265/66O 69.75 pair



- 41-48 Top quality, die stamped, includes door jamb area, Tudor Sedan & Club Coupe, right (shown) VM35266R 120.00
- 41-48 Same as above, **except** left VM35265R 120.00
- 41-48 Top quality, die stamped, includes door jamb area, Business Coupe, right (shown) VM35266S 155.95
- 41-48 Same as above, **except** left VM35265S 155.95

Rocker Panels

- 1932 3 window Coupe VM35267O 95.50 pair
- 1932 5 window Coupe & Cabriolet VM35267K 89.00 pair
- 1932 Tudor & Victoria VM35267L 82.50 pair
- 1932 Roadster, all necessary contours VM35267M 89.00 pair
- 1932 Roadster, economy style VM35267N 58.95 pair
- 33-34 3 window Coupe, Tudor & Victoria VM35267C 82.50 pair
- 33-34 5 window Coupe VM35267B 82.50 pair
- 33-34 Fordor Sedan VM35267D 82.50 pair
- 33-34 Roadster VM35267E 82.50 pair
- 33-34 Phaeton VM35267F 90.75 pair

- 33-34 Cabriolet VM35267G 82.50 pair
- 35-36 3 & 5 window Coupe, Tudor & Fordor Sedan (front door only) VM35267H 169.50 pair

- 35-37 Pickup & Panel Delivery VM35267I 82.50 pair
- 37-40 Coupe, Tudor front only VM35267J 86.95 pair

- 41-48 Passenger, all Tudor Sedans, also able to be used on front portion of Fordors (might require cutting down), economy style VM35267A 59.95 pair

Rocker Boxes

Front Rocker Box



- 41-48 Extends from firewall to front door, provides extra body stiffness, right VM35268R 120.00
- 41-48 Same as above, **except** left VM35268L 120.00

Center Rocker Box



- 41-48 From door post to door post, Coupe, Tudor Sedan & convertible, right (shown) VM35270A 170.00
- 41-48 Same as above, **except** left VM35271A 170.00



- 41-48 From door post to door post, Business Coupe & Fordor Sedan, right (shown) VM35270B 170.00
- 41-48 Same as above, **except** left VM35271B 170.00

Rear Rocker Box



- 41-48 From rear door post to rear fender, Club Coupe, Tudor Sedan & convertible, right VM35272A 76.00
- 41-48 Same as above, **except** left VM35273A 76.00



- 41-48 From rear door post to rear fender, Business Coupe & Fordor Sedan, right VM35272B 76.00
- 41-48 Same as above, **except** left VM35273B 76.00



Door Bottom Patch Panels

1932	3 window Coupe, right VM35455C	58.75
1932	Same as above, except left VM35456C	58.75
1932	Tudor Sedan & Victoria VM436	58.75 pair
1932	5 window Coupe & Fordor VM336B	58.75 pair
1932	Roadster & Phaeton VM136	63.50 pair
32-34	Pickup VM836	65.00 pair
33-34	Tudor, Victoria & 3 window Coupe, right VM35455A	58.75
33-34	Same as above, except left VM35456A	58.75
33-34	Inner, Tudor, Victoria & 3 window Coupe . . VM199A	86.50 pair
33-34	Cabriolet, right. VM35455B	58.75
33-34	Same as above, except left VM35456B	58.75
33-34	Inner, Cabriolet VM199C	84.75 pair
33-34	5 window Coupe & Fordor, right VM35456D	58.75
33-34	Same as above, except left VM35455D	58.75
33-34	Inner, 5 window Coupe, Fordor & Roadster VM199B	86.25 pair
35-36	3 window Coupe & Tudor VM236	71.50 pair
35-36	5 window Coupe, Roadster & Fordor VM336A	71.50 pair
35-37	Pickup VM836B	59.75 pair
35-37	Inner, pickup VM836BI	125.00 pair

37-40	Inner & outer, Tudor Sedan, Cabriolet & Club Coupe, right (shown) VM3740RL	195.00 kit
37-40	Same as above, except left VM3740LL	195.00 kit
37-40	Inner & outer, Business Coupe, Sedan Delivery, Fordor Sedan front door only, right (shown) VM3740RS	195.00 kit
37-40	Same as above, except left VM3740LS	195.00 kit
41-48	Inner & outer, Tudor Sedan & Club Coupe, right (shown) VM4148RL	195.00 kit
41-48	Same as above, except left VM4148LL	195.00 kit
41-48	Inner & outer, Business Coupe & Fordor Sedan front door only, right. VM4148RS	195.00 kit
41-48	Same as above, except left (shown) VM4148LS	195.00 kit

Tool Tray Panels

1937	Top quality, passenger, 38 Standard Sedan & Standard & Deluxe Coupe VM725250	300.00
39-40	Coupe & convertible, fits directly behind the outer panel under deck lid & connects the outer panel with the trunk floor, includes complete bottom flange, will also fit 38 Deluxe Sedan & 39-40 Sedan with slight modification. 91A-7746100	270.00
41-42	Passenger, except station wagon, early 46 Ford & Mercury, except station wagon VM725252	130.00

Rear Floor Panels

1932	Roadster & 5 window Coupe, must be shipped by truck VM155A	256.75
37-40	Kit, 5 pieces, from mid-way under front seat to rear seat riser, includes driveshaft tunnel & 2 stiffener beads VM155B	180.00 kit

Panel adhesives have received a lot of attention in the last few years. Research indicates that use of panel adhesives on any of our metal products is not recommended. We do recommend mig welding for proper installation. See your local welder supplier for details.



Front Floor Pans



- 1932 Floor pan under front seat, Coupe & Roadster, depressed center & torque tube tunnel (shown). VM32B 105.00
- 1932 Front floor pan, front of rear riser, Tudor VM32G 49.00



- 35-40 Front floor pans, street rod style, fits all with stock firewall, from firewall to just under front seat, includes drive shaft tunnel & transmission cover, 18 gauge. VM3540SR 230.00 kit
- 38-39 Floor doubler, with seat mounts, cage nuts installed, right & left VM389 96.75 pair



Seat Components



- 1932 Front seat frame, Roadster. VM121 80.75
- 1932 Front seat riser, Roadster VM123 79.95



- 1932 Front seat package tray, Roadster VM129 83.75



- 1932 Front seat rear riser, with 3 adjustable backrests, Roadster VM32C 37.95



- 1932 Front seat adjuster, Roadster & Phaeton VM125 66.75



- 33-34 Seat frame side braces, Coupe, Roadster, also fits 32 3 window Coupe. 40-705000 52.25 pair

Miscellaneous Sheet Metal Parts



- 1932 Front frame horn repair extensions, all styles (shown). VM158B 79.95 pair



- 1932 Rear frame horn repair extensions, all styles (shown). VM158A 73.50 pair

- 33-34 **NEW** Front frame horns, all styles . . . VM160A 96.95 pair
- 35-36 **NEW** Rear frame horns, all styles . . . VM160B 96.95 pair



- 1932 Body channel set, all body styles VM131 58.95 set



- 1932 Tailpan extension for rear floor, 5 window Coupe, Roadster & Cabriolet (not shown). VM161 63.50

- 33-34 Inner trunk panel, latch goes on this panel, Coupe, Roadster & Cabriolet, 3 pieces. VM3334B 54.25



- 33-34 Retaining section for rumble seat bottom spring, Coupe, Roadster & Cabriolet VM41000 27.95



- 33-34 Body to frame gusset plates, fits between frame, body & gas tank cover, passenger VM700134/5 44.00 pair



- 35-40 Hinge post reinforcements, open car, supplies extra support for rear door post to floor brace connection. VM356E 63.75 pair



- 1932 **NEW** Front cross member, Model A style, for street rods, use with a boxed frame, to lower the front approximately 1" . . . A41000770 79.95



- 35-40 Rear cross member, passenger, 35-41 pickup VM3540A 62.50

Now that you have your new sheet metal, here are some books to help with the installation.

ALL **Sheet Metal Handbook**, by Ron & Sue Fornier, shows you how to form & shape sheet metal using hammer forming, riveting, layout, design & pattern-making, 144 pages BK575 19.95



ALL **Metal Fabricator's Handbook**, by Ron & Sue Fornier, over 350 step-by-step photos & instructions teach proper welding, metal shaping & design techniques for bodywork, fuel & oil tanks & exhaust headers, 175 pages. BK709 19.95






Bed Sub Floor Wood Sets

NOTE Because of the size of these wood floor sets, additional shipping charges will be incurred. Wood sub floor sets will average \$80.00 to \$100.00 for UPS shipping because of weight.

Sub-floor wood was originally used under the steel bed floor covering (see V78025A—21C-8311218-M steel floor sets).



1932	Oak, no hardware	V78023A	310.00	set
33-34	Oak, no hardware	V78023B	310.00	set
35-36	Oak, no hardware	V78023C	310.00	set
1937	Oak, no hardware	V78023D	310.00	set
38-41	Oak, no hardware	V78023E	310.00	set
42-50	Oak, no hardware	21C-8311218-W	310.00	set

Steel Bed Floor Covering

TRUCK These steel bed floor coverings are crated & shipped from the factory by truck, with shipping charged COD. Minimum charges are \$200.00, average charges are \$300.00–\$375.00 & high charges could be \$600.00 or more. Bed floor covering picked up at store will be charged for shipping from the factory.



1932	Bed floor covering, no hardware	V78025A	400.00
33-34	Bed floor covering, no hardware	V78025B	400.00
35-36	Bed floor covering, no hardware	V78025C	400.00
1937	Bed floor covering, no hardware	V78025D	400.00
38-41	Bed floor covering, no hardware	V78025E	400.00
42-50	Bed floor covering, no hardware	21C-8311218-M	399.95

MAC's is a leading distributor of top quality, exact reproductions of the original pickup beds & bed parts.



The unassembled & assembled pickup beds below include stake pockets. Please advise us when ordering if you want the stake pocket holes "punched out." Also, you must advise us at time of order if you want a stock steel floor or an oak wooden bed floor. There is a \$100.00 crating fee for unassembled & assembled pickup beds.



All of the assembled & unassembled pickup beds are crated & shipped from the factory by truck, with shipping charges COD. Minimum charges are \$200.00, average charges are \$300.00–\$375.00 & high charges could be \$600.00 or more. Beds picked up at the store will be charged for shipping from the factory.

Assembled Pickup Beds

There is a 1–2 month wait time on the pickup beds.

1932	Complete assembled bed	V78016	2650.00
33-34	Complete assembled bed	V78016B	2650.00
35-36	Complete assembled bed	V78016C	2650.00
1937	Complete assembled bed	V78016D	2650.00
38-41	Complete assembled bed, specify if 41	V78016E	3200.00
42-47	Complete assembled bed	V78016F	2650.00

Unassembled Pickup Beds

Does not include instructions. Do not purchase unless you have an old bed to use as a pattern & are a talented welder. There is a 2–4 month wait time on the pickup beds.

1932	Complete unassembled bed	V78015A	2050.00
33-34	Complete unassembled bed	V78015B	2050.00
35-36	Complete unassembled bed	V78015C	2050.00
1937	Complete unassembled bed	V78015D	2050.00
38-41	Complete unassembled bed, specify if 41	V78015E	2050.00
42-47	Complete unassembled bed	V78015F	2050.00



Custom Floor Wood & Strip Kits

Because of the size of these floor wood & strip kits, additional shipping charges will be incurred. Wood floor kits will average \$80.00 to \$100.00 for UPS shipping because of weight.

All 1932-50 Fords came with a steel bed floor (V78025A-21C-8311218-M listed on the previous page). However, we offer an alternative kit, which has oak wood & metal strips. These kits include special spacers, bolts & brackets which make it appear to be factory original. These strips come without mounting holes, but can be drilled & cut to length. We offer the floor wood with steel strips & bolts, as well as stainless steel strips & bolts.




Table listing floor kit options: 32-36 Wood & steel, 32-36 Wood & stainless steel, 1937 Wood & steel, 1937 Wood & stainless steel, 38-41 Wood & steel, 38-41 Wood & stainless steel, 42-50 Wood & steel, 42-50 Wood & stainless steel.

Bed Sides Only

These steel bed sides are crated & shipped from the factory by truck, with shipping charged COD. Minimum charges are \$200.00, average charges are \$300.00-\$375.00 & high charges could be \$600.00 or more. Beds picked up at store will be charged for shipping from the factory.



The sides do not include stake pockets. Please advise when ordering if you would like holes pre-punched for stake pockets.

Table listing bed side options: 1932 Right, 70-1/2" long, 1932 Left, 70-1/2" long, 33-34 Right, 70-1/2" long, 33-34 Left, 70-1/2" long, 35-36 Right, 70-1/2" long, 35-36 Left, 70-1/2" long, 1937 Right, 74-1/2" long, 1937 Left, 74-1/2" long, 38-47 Right, 78-3/4" long, 38-47 Left, 78-3/4" long.

Pickup Tailgates

Because of the size of these tailgates, additional shipping charges will be incurred. These are die-stamped steel, in authentic gauge & design.



L31-34 With hinge strap A65001 325.50



35-36 "Ford" script, with hinge straps 315.00



1937 "Ford" script & "V8" logo 315.00



38-40 "Ford" script & "V8" logo 275.00



1941 "Ford" script 275.00
42-50 "Ford" script 275.00

Bed Front Panels

Because of the size of these steel bed front panels, additional shipping charges will be incurred. Die stamped steel in correct gauge & design.



32-37 46" wide 215.00



38-41 46" wide 170.00
42-50 49" wide 185.00

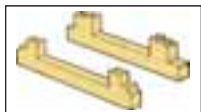
MAC's is a leading distributor of top quality, exact reproductions of the original pickup beds & bed parts.



Bed & Cab Mounting Wood



- 35-37 Bed mounting wood V78028A 26.50 pair
 38-41 Bed mounting wood V78028B 100.75 pair
 32-34 Cab mounting wood set, 6 pieces. V78029A 117.00 set



- 35-37 Cab mounting wood V78029B 200.00 pair
 38-39 Cab mounting wood V78029C 245.00 pair
 40-41 Cab mounting wood set, 6 pieces. V78029D 117.00 set



Lower Bed Sides

Die stamped steel, fits below bed in front of rear fender.



LEFT

- 35-37 5" tall, right 50-830516 31.00
 35-37 5" tall, left. 50-830517 31.00



RIGHT

- 38-41 4" tall, right 81C-830516 21.75
 38-41 4" tall, left. 81C-830517 21.75



LEFT

- 42-47 3" tall, right 21C-830516 26.00
 42-47 3" tall, left. 21C-830517 26.00

Bed Stake Pockets



- L31-37 Bed stake pocket, front (2 required) A65024F 37.25
 L31-37 Bed stake pocket, rear (2 required) A65024R 37.25



- 38-50 Bed stake pocket, front or rear,
 1/2 ton (4 required) V78018 36.00



- 38-50 Bed stake pocket brace, rear,
 left 7C-27840-LRB 17.95
 38-50 Bed stake pocket brace, rear,
 right 7C-27840-RRB 17.95



- 38-50 Bed side support, can be modified
 to fit a 37 (4 required) V78019 14.00

Bed Side Boards

- 32-47 **NEW OS** Oak, all holes drilled,
 hardware included, does both sided,
 this has the option of single or double
 board sides, please state which is preferred
 when placing your order A65016/0L 185.00 set

Cab Parts

- 35-36 Pan under seat VM502B 115.00
 32-34 Door access cover plate,
 allows access to window regulator
 (2 required) VM501A 13.25
 32-34 **NEW** Door access covers, at top
 of door, right & left, mounting
 holes are pre-drilled VM501B 97.95 pair
 35-37 **NEW** Front cowl patch panels, with
 correct reveals & indents. VM7002054/5C 175.00 pair



- 30-34 Lower rear patch panel, with bead for patching
 back of cab, 4' long, 6" high A41000/850B 52.75
 32-34 Rear lower cab corners,
 right & left VM500A 54.25 pair
 35-37 Rear lower cab corners,
 right & left VM500B 111.00 pair
 40-47 Rear lower cab corners,
 right & left VM500D 111.00 pair

Bed Rivet Kit



- L31-56 All the correct rivets required to completely
 restore your bed, 160 pieces A65013L 26.50 kit

Bed Mounting Bolts (2 or 4 required)



- 32-63 3-3/4", 2 required on 32-34, 4 required
 on 35-63 V78009 3.55

Bed Flooring Bolt Sets

Holds metal flooring to subrails.

- L31-32 Bolt set A65004MBL 11.75 set
 33-34 Bolt set V78011G 9.75 set
 35-36 Bolt set V78011B 9.75 set
 1937 Bolt set V78011C 9.75 set
 38-41 Bolt set V78011D 9.75 set
 42-50 Bolt set V78011F 9.75 set



Bed Rear Crossmembers



- 32-34 Die stamped steel, also fits 37 V78012A 57.50
 38-41 Die stamped steel V78012B 52.00
 42-50 Die stamped steel V78012C 53.00

Tailgate Hooks & Retainer Spring (2 required)



- 26-37 Hook, rolled iron rod A65010 5.85
 38-52 Hook, rolled iron rod B-78438 6.00
 38-52 Same as above, **except**
 stainless steel. V78438SS 7.95
 33-52 Retainer spring 46-78438 4.50



Tailgate Chains, Brackets & Parts (2 required)



- 31-37 Chain, 18 links. V78001A 4.25
- 38-52 Chain, 13 links, primer coated V78001B 5.95



- 32-52 Chain cover, black vinyl, 13" long V78420 4.00
- 26-37 Chain top link, rolled iron rod, requires welding A65010S 2.40
- 26-37 Same as above, **except** stainless steel A65010SS 3.90
- 38-52 Chain top link, cast steel, requires welding V78002B 12.50



- 32-37 Chain bracket, stamped steel, rivets to bed sides. V78003A 8.75
- 38-50 Chain bracket, stamped steel, rivets to bed sides. V78003B 7.75



- 28-72 Latch, chrome, use instead of a chain, eliminates the rattle associated with the chain, mounts inside bed for clean look. BAAA-88200-CC 14.95

Tailgate Rods, Hinges & Straps

- L31-36 Hinge rod, steel. A65020 13.95
- L31-36 Same as above, **except** stainless steel A65020SS 28.00



- L31-36 Hinge, die stamped steel (3 required). A65011L 5.75



- 37-72 Hinge, die stamped steel (2 required). V78007B 10.90
- 37-72 Same as above, **except** stainless steel 81C-65011-SS 18.95
- 37-72 Same as above, **except** polished stainless steel 81C-65011-SSP 36.95



- 28-36 Hinge strap, long, 3 required on 32-34, 2 required for 35-36 (2 or 3 required) A65001C 14.95
- 35-36 Hinge strap, short V78007D 14.95

Rear Window Frame & Parts



- 30-34 Rear window frame, steel A65028 82.25
- 30-34 Rear window frame corner brace set, 4 "L" shaped pieces A65028R 24.25 set
- 30-34 Rear window frame mounting hardware set, needed to install A65028 A65028MB 4.30 set

Rear Sliding Window Kit

An original Ford accessory. Includes interior trim moulding, glass channels, cam-lock knob, mounting hardware, glass pattern & instructions.



- 35-39 Pickup, 38-47 C.O.E. 50-813396-KT 160.00 kit
- 40-47 **NEW** Pickup 01C-813396-KT 175.00 set

Miscellaneous Pickup Parts

- L31-47 Fender to bed bolt, special large flat head (as required). A65022 0.85



- 28-34 Seat spring hook, holds lower edge of seat back, spring steel (2 required) A65018 4.95
- 28-37 Tailgate corner brace, die stamped (2 required) A65001B 12.95
- 30-34 Dispatch pocket, stamped steel, mounts to kick panel A65019 22.75



- L31-37 Tailgate top bar, stamped steel A65001A 16.95



- 30-34 Seat wood to cab bolt, large flat head (as required). A65023 1.20
- 38-50 Tailgate end, cast iron (2 required) V78008 9.30
- 28-54 Mud shield, stamped steel, prevents mud from entering tail light assembly A13467 5.45
- 28-54 Same as above, **except** stainless steel A13467SS 7.75



- 32-52 Pickup Book, good pickup restoration guide, 140 pages VB88 16.95

MAC's is a leading distributor of top quality, exact reproductions of the original pickup beds & bed parts.



Body & Trim Nails (as required)

Nail Style 3—Commonly used in Model A & V8 Fords, .074" diameter x 3/4" long, .165" diameter oval head.



- ALL Package of 100NAIL3/100 1.50 pkg
- ALL Package of 500NAIL3/500 6.00 pkg

Nail Style 4—Used to attach top mouldings & rain gutters, .085" diameter x 7/8" long, .165" diameter flat head.



- ALL Package of 100NAIL4/100 1.50 pkg
- ALL Package of 500NAIL4/500 6.00 pkg

Nail Style 5—Used where rusting might be a problem, stainless steel .085" diameter x 3/4", .190" diameter oval head.



- ALL Package of 100NAIL5/100 3.00 pkg
- ALL Package of 500NAIL5/500 12.00 pkg

Cotter Pin Sets (as required)



- ALL 163 pieces, steelA80037 4.00 set
- ALL Same as above, except stainless steelA80037S 13.25 set

Clinch Nuts (as required)

Clinch nuts are perfect for sheet metal applications. Inserted in hole, then the flange is peened down to rivet them into the hole.



- ALL 1/2"A80055 0.25
- ALL 10/32"A80056 0.25
- ALL 1/4"-20A80057 0.95
- ALL 3/8"-24A80058 1.50
- ALL 5/16"-24A80059 1.20

Cage Nuts (as required)

A cage nut is a square nut in a sheet metal cage that can be welded or brazed to the body. Often used to mounts floorpans & rear fenders, weld or braze.



- ALL 5/16"-24V803145A 1.05
- ALL 1/4"-20V803145B 0.70
- ALL 3/8"-24V803145D 1.60
- ALL 1/2"-13V803145E 1.65

Grease Fittings (as required)

Chrome Plated



- ALL 1/4"-28 45°, modern, 5/16" hexSR57546 0.55
- ALL 1/8" pipe 45°, modern, 7/16" hexSR57549 0.65
- ALL 1/4"-28 straight, modernSR57547 0.55
- ALL 1/4"-28 90°, modernSR57548 0.55
- ALL 1/8" pipe 90°, modernSR57551 0.65
- ALL 1/8" pipe straight, modernSR57550 0.65

Stainless Steel



- ALL 1/4"-28 90°, modernSR88546 6.95
- ALL 1/4"-28 straight, modernSR88547 2.65

Steel (unless noted)



- ALL 25°A772089 0.80
- ALL 1/8" pipe, with ball checkA772088 1.50
- ALL 1/8" pipe, straight, modernA772090 0.50



- ALL 5/16" drive, straightA772091 0.45
- ALL 5/16" drive, straight, modernA772091M 0.30
- ALL 5/16" threaded, 65°, with internal ball valveA772092 1.15
- ALL 5/16" threaded, 65°, original design, but with modern ball check valve (not shown)A772092M 3.70
- ALL 3/8" threaded, straightA772099 0.55



- ALL 1/8" pipe, 65°, modern, shocksA772093 0.55
- ALL 1/8" pipe, 90°, modernA772094 0.50
- ALL 1/8" pipe, 45°, modernA772095 0.50
- 28-36 Water pump, original, brass with capA772096 2.15

Grease Gun Fitting Adapter

Adapts modern grease gun to work with original style grease fittings.



- ALLA772085 2.65

Grease Fitting Driver

For installing press-in original & modern style fittings.



- ALLA772097 3.25

Grease Fitting Adapter Set

Converts drive to threaded type.



- ALL 4-piece setA772098S 1.10 set
- ALL Individual adapter (as required)A772098 0.30



Oval Head Machine Screws—Slotted (as required)



ALL	6/32" x 3/8"	SOH632A	0.06
ALL	6/32" x 1/2"	SOH632B	0.06
ALL	6/32" x 3/4"	SOH632C	0.08
ALL	6/32" x 1"	SOH632D	0.08
ALL	8/32" x 3/8"	SOH832A	0.08
ALL	8/32" x 1/2"	SOH832B	0.08
ALL	8/32" x 3/4"	SOH832C	0.08
ALL	8/32" x 1"	SOH832D	0.08
ALL	10/32" x 3/8"	SOH1032A	0.08
ALL	10/32" x 1/2"	SOH1032B	0.10
ALL	10/32" x 1/2", #8 head	SOH1106	0.10
ALL	10/32" x 1/2", #8 head, stainless	SOHSS1106S	0.25
ALL	10/32" x 1/2", #12 head	SOH1107	0.17
ALL	10/32" x 3/4"	SOH1032C	0.08
ALL	10/32" x 3/4", #8 head	SOH1032C8H	0.10
ALL	10/32" x 3/4", #8 head, stainless	SOHSS1126	0.25
ALL	10/32" x 1"	SOH1032D	0.08
ALL	10/32" x 1", stainless	SOHSS1104L	0.20
ALL	10/32" x 1-1/8", #8 head, stainless	SOHSS1125	0.30
ALL	12/24 x 3/4"	SOH1224A	0.15
ALL	12/24 x 3/4", #10 head	SOH1224A10H	0.20
ALL	12/24 x 1-1/4", nickel	SOH1224B	0.15
ALL	12/24 x 1-3/4"	SOH1224C	0.40
ALL	1/4"-20 x 3/4"	SOH202	0.15
ALL	1/4"-20 x 3/4", stainless	SOHSS201	0.25
ALL	1/4"-20 x 1", stainless	SOHSS202	0.35
ALL	1/4"-20 x 1-1/4", stainless	SOHSS203	0.40
ALL	1/4"-20 x 1-3/4", stainless	SOHSS1133	0.45
ALL	1/4"-28 x 3/4"	SOH28A	0.25
ALL	5/16"-24 x 3/4", #14 head, nickel	SOH516A	0.75
ALL	5/16"-24 x 3/4"	SOH1144	1.75
ALL	5/16"-24 x 1-1/4"	SOH516B	1.00

Oval Head Wood Screws—Slotted (as required)



ALL	6 x 3/4"	SOHWS061	0.08
ALL	6 x 1"	SOHWS062	0.15
ALL	8 x 3/4"	SOHWS081	0.08
ALL	8 x 1"	SOHWS082	0.08
ALL	10 x 1"	SOHWS101	0.15
ALL	10 x 1-1/4"	SOHWS102	0.20

Pan Head Screws (as required)



ALL	8 x 3/8", sheet metal	SPH008	0.06
ALL	8/32 x 1/2", nickel	SPH081	0.25
ALL	10/32 x 5/8"	SPH101	0.08
ALL	12/24 x 5/16", stainless	SPH1137	0.20
ALL	12/24 x 5/8", black oxide	SPH1121	0.15
ALL	12/24 x 3/4"	SPH121	0.20
ALL	1/4"-20 x 1/2", black oxide	SPH201	0.10
ALL	1/4" x 1/2", sheet metal, black oxide	SPHSMS	0.10

Truss Head Screws (as required)



ALL	10/32 x 1/2"	STH10321	0.08
ALL	1/4"-20 x 1", nickel	STH201	0.10
ALL	1/4"-20 x 1"	STH202	0.12

Flat Head Screws (as required)



ALL	10/32 x 1/2", cadmium	SFH322	0.10
ALL	1/4"-28 x 3/4", black oxide	SFH282	0.30
ALL	5/16"-24 x 7/8", #12 head, black oxide	S1166	0.45
ALL	5/16"-24 x 3", #12 head, black oxide	S1166L	1.10

Oval Head Sheet Metal Screws—Slotted (as required)



ALL	6 x 3/8", nickel	SOHSMS061	0.05
ALL	6 x 3/4"	SOHSMS062	0.15
ALL	6 x 1"	SOHSMS063	0.08
ALL	6 x 1-1/4"	SOHSMS064	0.08
ALL	6 x 1-1/2"	SOHSMS065	0.08
ALL	8 x 1/2", stainless steel	SOHSMS081	0.06
ALL	8 x 3/4"	SOHSMS082	0.08
ALL	8 x 1"	SOHSMS083	0.08
ALL	8 x 1", #6 head, nickel	SSMS081	0.15
ALL	8 x 1-1/4", #6 head	SSMS082	0.15
ALL	8 x 1-1/4"	SOHSMS084	0.08
ALL	8 x 1-1/2"	SOHSMS085	0.08
ALL	10 x 1/2"	SOHSMS101	0.08
ALL	10 x 3/4"	SOHSMS102	0.08
ALL	10 x 1"	SOHSMS103	0.08
ALL	10 x 1-1/4"	SOHSMS104	0.08
ALL	10 x 1-1/2"	SOHSMS105	0.10
ALL	12 x 1"	SOHSMS12	0.10
ALL	14 x 7/8", nickel	SOHSMS14	0.10

Hex Head Bolts with Drilled Shank (as required)



ALL	3/8" - 24 x 3/4"	BHHD243	1.25
ALL	3/8" - 24 x 7/8"	BHHD1172A	1.30
ALL	3/8" - 24 x 1-1/4"	BHHD245	1.35
ALL	3/8" - 24 x 1-5/16"	BHHD1153A	1.40
ALL	3/8" - 24 x 2-1/4"	BHHD248	1.45

Safety Wire (as required)



ALL	1/4 lb. spool, .032" stainless steel lockwire	SAFETYWIRE	6.95
-----	---	------------	------

Nickel Plated Finishing Washers, Cup Type (as required)

Sits on the top of the surface.



ALL	#6, nickel	WC06	0.10
ALL	#8, nickel	WC08	0.10
ALL	#10, nickel	WC10	0.10
ALL	#12, nickel	WC12	0.10
ALL	1/4", nickel	WC01	0.15

Nickel Plated Finishing Washers, Flush Type (as required)

Sits level on the surface. Requires countersinking.



ALL	#4, nickel	WF04	0.08
ALL	#6, nickel	WF06	0.08
ALL	#8, nickel	WF08	0.08
ALL	#10, nickel	WF10	0.15



Castle Nuts, Black Oxide *(as required)*



ALL	5/16"-24	NCASTLE516	0.50
ALL	3/8"-24	NCASTLE616	0.65
ALL	7/16"-20	NCASTLE716	0.65
ALL	1/2"-20	NCASTLE816	0.90
ALL	9/16"-18	NCASTLE916	1.25
ALL	5/8"-18	NCASTLE1016	1.00
ALL	3/4"-18	NCASTLE1216	1.35

"T"-Nuts *(as required)*

Threaded inserts used in wood body construction.



ALL	10-24 spiked flange, zinc	NTNUT24	0.20
ALL	1/4"-20 spiked flange, zinc	NTNUT20	0.25
ALL	1/4"-28 spiked flange, black oxide	NTNUT28	0.30
ALL	5/16"-18 spiked flange, zinc	NTNUT18	0.35
ALL	5/16"-24 spiked flange, zinc	NTNUT516	0.60

Castle Nuts, Chrome *(as required)*



ALL	1/4"-20	SRNUT1	0.60
ALL	1/4"-28	SRNUT2	0.60
ALL	5/16"-18	SRNUT3	0.70
ALL	5/16"-24	SRNUT4	0.70
ALL	3/8"-16	SRNUT5	0.95
ALL	3/8"-24	SRNUT6	0.95
ALL	7/16"-14	SRNUT7	1.00
ALL	7/16"-20	SRNUT8	1.00
ALL	1/2"-13	SRNUT9	1.10
ALL	1/2"-20	SRNUT10	1.10
ALL	9/16"-12	SRNUT11	1.50
ALL	9/16"-18	SRNUT12	1.50
ALL	5/8"-11	SRNUT13	1.60
ALL	5/8"-18	SRNUT14	1.60
ALL	3/4"-10	SRNUT15	1.60
ALL	3/4"-16	SRNUT16	3.25

Tube Nuts *(as required)*



ALL	6-32, nickel finish	NT326	0.60
ALL	8-32, nickel finish	NT328	0.55



Interior Trim Screw Kits

These kits include all screws necessary for the complete interior of the car, including window frame, dash rail, instrument panel, door step & dovetail screws; also, when required, the tube nuts. No rear window screws are included. All kits are made in the USA.



1932			
1932	Roadster, 72 pieces	V80901A	10.00 kit
1932	Phaeton, 90 pieces	V80902A	12.00 kit
1932	3 window Coupe, 128 pieces	V80903A	15.00 kit
1932	5 window Coupe, 147 pieces	V80904A	17.00 kit
1932	Tudor, 171 pieces	V80905A	18.00 kit
1932	Fordor, 223 pieces	V80906A	20.00 kit
1932	Victoria, 183 pieces	V80906B	18.00 kit
1932	B-400 Convertible Sedan, 179 pieces	V80906C	18.00 kit
1932	Cabriolet, 138 pieces	V80906D	17.00 kit
1932	Pickup, 131 pieces	V80907A	12.00 kit
1933-34			
33-34	Roadster, 46 pieces	V80901B	10.00 kit
33-34	Phaeton, 76 pieces	V80902B	12.00 kit
33-34	Coupe, 3 window & 5 window, 114 pieces	V80903B	13.00 kit
33-34	Tudor, 116 pieces	V80905B	13.00 kit
33-34	Fordor, 152 pieces	V80906E	16.00 kit
33-34	Cabriolet, 92 pieces	V80906F	12.00 kit
33-34	Pickup, 131 pieces	V80907A	12.00 kit

1935-36			
35-36	Roadster, 40 pieces	V80901C	10.00 kit
35-36	Phaeton, 74 pieces	V80902C	12.00 kit
35-36	Coupe, 87 pieces	V80903C	11.00 kit
35-36	Tudor, 106 pieces	V80904B	12.00 kit
35-36	Fordor, 119 pieces	V80905C	12.00 kit
35-36	Cabriolet, 81 pieces	V80906G	12.00 kit
35-36	Convertible Sedan, 99 pieces	V80906H	12.00 kit

1937			
1937	Phaeton, 91 pieces	V80901D	12.00 kit
1937	Coupe, 81 pieces	V80902D	11.00 kit
1937	Tudor, 91 pieces	V80903D	11.00 kit
1937	Fordor, 115 pieces	V80904C	13.00 kit
1937	Cabriolet & convertible, 53 pieces	V80905D	11.00 kit
1937	Convertible Sedan, 80 pieces	V80906I	11.00 kit

1938-39			
38-39	Coupe, 67 pieces	V80901E	12.00 kit
38-39	Tudor, 75 pieces	V80902E	11.00 kit
38-39	Fordor, 101 pieces	V80903E	11.00 kit
38-39	Convertible, 64 pieces	V80904D	13.00 kit
38-39	Convertible Sedan, 90 pieces	V80905E	12.00 kit

1940			
1940	Coupe, 69 pieces	V80901F	12.00 kit
1940	Tudor, 51 pieces	V80902F	10.00 kit
1940	Fordor, 101 pieces	V80903F	11.00 kit
1940	Convertible, 72 pieces	V80904E	13.00 kit

1941			
1941	Coupe, 69 pieces	V80901G	10.00 kit
1941	Tudor, 55 pieces	V80902G	10.00 kit
1941	Fordor, 75 pieces	V80903G	11.00 kit
1941	Convertible, 51 pieces	V80904F	11.00 kit

1942-48			
42-48	Coupe & Tudor, 55 pieces	V80901H	10.00 kit
42-48	Fordor, 75 pieces	V80902H	11.00 kit
42-48	Convertible, 72 pieces	V80903H	11.00 kit

Why Search Through Those Old Nuts & Bolts?

MAC's has all the hardware you need.



It's All About the Upholstery!

Precision Quality Upholstery for Your V8 Ford.

Ford enthusiasts & restorers worldwide have always sought quick delivery & precision quality in their interior products.

Unfortunately most enthusiasts think their only option in receiving a high quality American made kit is to wait an excessive delivery time. So, MAC's is proud to produce & distribute the **CARTOUCHE™** brand of precision American made, hand crafted vintage automobile interior products for 1932–52 Early V8 Fords & Mercurys as well as 1909–27 Model T Fords & 1928–31 Model A Fords.

The name "Cartouche" refers to the proof-stamp used in days gone by to denote an inspector's acceptance of a quality product. Many military items such as precision rifle stocks & officers' leather saddle bags were stamped by inspectors to certify that the item had passed rigorous quality tests. Since our own inspectors put all of our premium quality interior products thru an intensive quality control inspection, we found the name appropriate.



Upholstery Kits

MAC's produces hundreds of **CARTOUCHE™** brand Upholstery Kits every year. All are available in the proper, authentic fabrics. We also offer a wide choice of non-authentic fabrics for the budget-minded hobbyist. All of our complete upholstery kits are produced right here in our modern facility, so you can be sure that all of your items are American made, featuring top-quality materials & workmanship. Remember, complete Ford upholstery kits are our specialty. We have been developing & producing these award-winning kits for decades!

Top Kits

MAC's **CARTOUCHE™** brand Top Kits are manufactured to original factory specs, using the most authentic materials available. This includes top material, padding, muslin lining, tacks & trim. Instructions are included with every kit. With thousands of our premium quality tops already installed on cars all over the world, you can be assured of the fit, appearance & durability you want for your restoration.



Side Curtains, Top Boots, Top Pads, Panel Sets, Carpets & Miscellaneous

If you're looking for top-quality Side Curtains, purchase **CARTOUCHE™** premium quality units. We make them right here from authentic materials, with long-lasting crystal-clear plastic windows & rust-proof fasteners.

We also offer top boots, top pads, rumble panel sets, trunk panel sets, carpets & a full line of fasteners. We utilize computer-operated cutting machines to assure precise cuts. We also use highly skilled sewers to bring you the superior quality, fit & finish you deserve.





Your Search For Quality, Fit & Authenticity Ends Here!

We know that you demand the exact pattern, material choices & features of the original upholstery & we've helped thousands of our customers achieve just that. Replace your old, weathered seats, top or interior to give your car a new appearance! Choose from our large selection of materials to match your taste & budget. Each piece is made to order by our experienced sewers, so you can always expect quality. See the **CARTOUCHE™** difference in superior materials, construction & fit.

CARTOUCHE™ Has You Covered From Start To Finish.

Just one call to MAC's & you're done. We offer everything you will need:


- Interior Upholstery Kits
- Carpets
- Seat Springs
- Top Kits & Top Boots
- Side Curtains
- Rumble & Trunk Panel Sets
- Rumble Upholstery Kits
- Yard Goods
- Supplies, Fasteners & Tools

Satisfaction is the goal with every **CARTOUCHE™** product we produce.

MAC's Offers the Exact Features You Want For Your Ford.

V8 Ford Upholstery (1932–48) Features...

- We are a major producer of all V8 Ford upholstery products from 1932 to 1948.
- We offer a huge selection of patterns & product lines, with many rare patterns & new patterns are always being added.
- An incredible variety of original fabrics & materials to choose from, many that are exclusive to **CARTOUCHE™**.
- Top kits are made to the original specifications, using the most authentic materials available.
- Seat springs are superior quality & exact copies of the originals.



Our Customers & Distributors Say...

Just received my kit from you, thank you. The upholstery is BEAUTIFUL—the seams are straight, there was plenty of selvage & the materials are very high quality. The fit is superb & the finished installation looks as good as any “professional” job. Once again, thank you for selling a truly quality product.

—J. S. from Atlanta, GA

I bought the kit & had it professionally installed locally. Saved me lots of money & looks top notch.


—J. V. from Canyon Lake, CA

I'm very impressed by your selection of fabric material. Also, it is great that you offer technical advice. Obviously, this is more than just a business, it is a passion.

—T. G. from Houston, TX

They arrived last night. We are thrilled with the quality & appearance of the work you do!

—D.H. from Horsham, PA



It's All About the Upholstery!

Let's take a look at one of our interior replacements. We had the privilege of actually doing it right here at MAC's, so we took the opportunity to show you what a difference a new interior makes. This car is a 1946 Ford Fordor owned by Harold Stolzenberg.

BEFORE

Many years of use have left this interior in bad shape. It had to be stripped right down to the metal. Notice the water damage that was caused by leaky seals, which is why we recommend that you replace your seals prior to installing new upholstery.



AFTER

With its new seats, headliner, arm rests, door panels & carpets, this '46 looks like new again! Installing our upholstery kits increased the value of the car & made it more enjoyable to drive. Bring your cars interior back to its original glory.

WHAT A DIFFERENCE!

Remember, complete Ford upholstery kits are our specialty. We have been developing & producing these award-winning kits for more decades!





MAC's Has You Covered

We produce hundreds of upholstery kits every year. We offer a full range of authentic interior fabrics for the serious restorer or a choice of non-authentic fabrics for the budget minded hobbyist. Either way we want to ensure your upholstery is as close to the original as possible. Our kits make it easier for you to get what you need.





All of our upholstery kits are hand crafted right here at MAC's, so you can be sure that all of your items are American made & top-quality.

Our full range of authentic interior fabrics are available by the yard for any project you need material for.

We make everything you need to reupholster your vehicle & we have a complete line of upholstery fasteners. We also carry the tools you'll need to get the job done.

We utilize a computer operated cutting machine to assure precise cuts & employ only experienced cutters & sewers to bring you a superior product.





It's All About the Upholstery!

**ORDER A
FREE
SAMPLE CARD**
See page 256

Upholstery Kits

We produce hundreds of **CARTOUCHE™** brand upholstery kits every year. All are available in the proper, authentic fabrics. Keep in mind that we also offer a wide choice of non-authentic fabrics for the budget-minded hobbyist. All of our complete upholstery kits are produced right here in our modern facility, so you can be sure that all of your items are American made, featuring top-quality materials & workmanship. Remember, complete Ford upholstery kits are our specialty. We have been developing & producing these award-winning kits for decades!

V8 FORD 1932-48 COUPE UPHOLSTERY KITS

Coupe Upholstery Kits & Details

These top-quality kits are complete & include everything necessary to re-upholster the interior of your car.



Our kits include: fitted seat covers sewn as original, all interior panels covered & stitched as original, headliner, windlace, seat riser carpets, arm rest covers (1934-48), padding for springs, installation hardware & instructions. These are quality kits manufactured using authentic or replacement type materials. No leather is used in any of these kits. Because of the large variety of materials & colors, kits are made to order & are not stocked. Please allow 2-5 weeks for delivery.

ITEMS NOT INCLUDED: Rumble panels, rumble upholstery, trunk panels & floor carpets are not included. These items are available & are listed separately in this catalog.

Always first confirm your V8 Ford year & body style before ordering.

**EARN A \$300⁰⁰
GIFT CERTIFICATE**
We Will Pay Up To \$300⁰⁰
(Parts Gift Certificate)
For An Old Complete Set Of Ford Factory Upholstery, Which We Do Not Have.
Call Dave at ext. 105 for details.



1948 Sedan Coupe

TO ORDER A CLOSED CAR UPHOLSTERY KIT:

Use the part number that corresponds to your car & put the order combination choice from your Sample Card in the place of the ##### at the end of the part number.

EXAMPLE: 1939 Deluxe 5 Window Coupe in order combination UV12X1 Striped Mohair = UCC770B39-UV12X1

Non-Authentic Fabric Combinations

1932	Deluxe 3 window Coupe	UCC720D32-#####	1010.95 kit
1932	Standard 5 window Coupe	UCC770S32-#####	985.95 kit
1932	Deluxe 5 window Coupe	UCC770D32-#####	985.95 kit
1933	Standard 3 window Coupe	UCC720S33-#####	1099.95 kit
1933	Deluxe 3 window Coupe	UCC720D33-#####	1010.95 kit
1933	Standard 5 window Coupe	UCC770S33-#####	1059.95 kit
1933	Deluxe 5 window Coupe	UCC770D33-#####	1059.95 kit
1934	Deluxe 3 window Coupe	UCC720D34-#####	1049.95 kit
1934	Standard 5 window Coupe	UCC770S34-#####	1059.95 kit
1934	Deluxe 5 window Coupe	UCC770D34-#####	1059.95 kit
1935	Standard 5 window Coupe (see note below)	UCC770S35-#####	1185.95 kit
1935	Deluxe 5 window Coupe (see note below)	UCC770D35-#####	1185.95 kit
1936	Deluxe 3 window Coupe	UCC720D36-#####	1325.95 kit
1936	Standard 5 window Coupe	UCC770S36-#####	1185.95 kit
1936	Deluxe 5 window Coupe	UCC770D36-#####	1185.95 kit
1937	NEW Standard Coupe upholstery kit	UCC770AS37-#####	1239.95 kit
1938	Standard 5 window Coupe	UCC770A38-#####	1235.95 kit
1938	Deluxe 5 window Coupe	UCC770B38-#####	1325.95 kit
1938	Club Coupe	UCC720D38-#####	2119.95 kit
1939	Standard 5 window Coupe	UCC770A39-#####	1235.95 kit
1939	Deluxe 5 window Coupe	UCC770B39-#####	1229.95 kit
1940	Deluxe Coupe with Jump Seats	UCC67D40-#####	1349.95 kit
1940	Standard Business & 5 window Coupe with Package Tray	UCC770A40-#####	1239.95 kit
1940	Deluxe Business & 5 window Coupe with Package Tray	UCC770B40-#####	1245.95 kit
1941	Super Deluxe Sedan Coupe	UCC72BB41-#####	1919.95 kit
1942	Business Coupe	UCC77BB42-#####	1250.95 kit
1942	Super Deluxe Sedan Coupe	UCC72BB42-#####	1945.95 kit
46-48	Deluxe Business Coupe	UCC77BB48-#####	1235.95 kit
46-48	Super Deluxe Sedan Coupe	UCC72BB48-#####	1899.95 kit

Note: The early 1935 has panels around the rear window. The late 1935 has a headliner around the rear window. Specify which type when ordering.

Authentic Fabric Combinations

1932	Deluxe 3 window Coupe	UCC720D32-#####	1299.95 kit
1932	Standard 5 window Coupe	UCC770S32-#####	1219.95 kit
1932	Deluxe 5 window Coupe	UCC770D32-#####	1235.95 kit
1933	Standard 3 window Coupe	UCC720S33-#####	1339.95 kit
1933	Deluxe 3 window Coupe	UCC720D33-#####	1299.95 kit
1933	Standard 5 window Coupe	UCC770S33-#####	1325.95 kit
1933	Deluxe 5 window Coupe	UCC770D33-#####	1325.95 kit
1934	Deluxe 3 window Coupe	UCC720D34-#####	1339.95 kit
1934	Standard 5 window Coupe	UCC770S34-#####	1325.95 kit
1934	Deluxe 5 window Coupe	UCC770D34-#####	1325.95 kit
1935	Standard 5 window Coupe (see note below)	UCC770S35-#####	1385.95 kit
1935	Deluxe 5 window Coupe (see note below)	UCC770D35-#####	1385.95 kit
1936	Deluxe 3 window Coupe	UCC720D36-#####	1539.95 kit
1936	Standard 5 window Coupe	UCC770S36-#####	1385.95 kit
1937	NEW Standard Coupe upholstery kit	UCC770AS37-#####	1459.95 kit
1936	Deluxe 5 window Coupe	UCC770D36-#####	1385.95 kit
1938	Standard 5 window Coupe	UCC770A38-#####	1440.95 kit
1938	Deluxe 5 window Coupe	UCC770B38-#####	1525.95 kit
1938	Club Coupe	UCC720D38-#####	2299.95 kit
1939	Standard 5 window Coupe	UCC770A39-#####	1440.95 kit
1939	Deluxe 5 window Coupe	UCC770B39-#####	1449.95 kit
1940	Deluxe Coupe with Jump Seats	UCC67D40-#####	1629.95 kit
1940	Standard Business & 5 window Coupe with Package Tray	UCC770A40-#####	1459.95 kit
1940	Deluxe Business & 5 window Coupe with Package Tray	UCC770B40-#####	1499.95 kit
1941	Super Deluxe Sedan Coupe	UCC72BB41-#####	2125.95 kit
1942	Business Coupe	UCC77BB42-#####	1565.95 kit
1942	Super Deluxe Sedan Coupe	UCC72BB42-#####	2099.95 kit
46-48	Deluxe Business Coupe	UCC77BB48-#####	1520.95 kit
46-48	Super Deluxe Sedan Coupe	UCC72BB48-#####	2075.95 kit



Because of the size of these upholstery kits, additional shipping charges will be incurred.



V8 FORD 1932-48 TUDOR UPHOLSTERY KITS

Tudor Upholstery Kits & Details

These top-quality kits are complete & include everything necessary to re-upholster the interior of your car. Our kits include: fitted seat covers sewn as original,



all interior panels covered & stitched as original, headliner, windlace, seat riser carpets, arm rest covers (1934-48), padding for springs, installation hardware & instructions.

These are quality kits manufactured using authentic or replacement type materials. No leather is used in any of these kits. Because of the large variety of materials & colors, kits are made to order & are not

stocked. Please allow 2-5 weeks for delivery.

ITEMS NOT INCLUDED: Rumble panels, rumble upholstery, trunk panels & floor carpets are not included. These items are available & are listed separately in this catalog.

Always first confirm your V8 Ford year & body style before ordering.



1938 Tudor Sedan



TO ORDER A CLOSED CAR UPHOLSTERY KIT:

Use the part number that corresponds to your car & put the order combination choice from your Sample Card in the place of the ##### at the end of the part number.

EXAMPLE: 1937 Standard Tudor in order combination UV19X1 Mocha Brown Mohair =UCC700AS37-UV19X1



Because of the size of these upholstery kits, additional shipping charges will be incurred.

Non-Authentic Fabric Combinations

1932	Standard TudorUCC700AS32-#####	1620.95 kit
1932	Deluxe Tudor UCC700AD32-#####	1599.95 kit
1933	Standard TudorUCC700AS33-#####	1689.95 kit
1933	Deluxe Tudor UCC700AD33-#####	1820.95 kit
1934	Standard TudorUCC700AS34-#####	1689.95 kit
1934	Deluxe Tudor UCC700AD34-#####	1820.95 kit
1935	Standard Tudor & Touring Sedan (see note below)UCC700AS35-#####	1820.95 kit
1935	Deluxe Tudor (see note below) UCC700AD35-#####	1820.95 kit
1936	Standard Tudor & Touring SedanUCC700AS36-#####	1820.95 kit
1936	Deluxe Tudor UCC700AD36-#####	1820.95 kit
1937	Standard TudorUCC700AS37-#####	2129.95 kit
1937	Deluxe Tudor UCC700BD37-#####	2129.95 kit
1938	Standard TudorUCC700AS38-#####	2129.95 kit
1938	Deluxe Tudor UCC700BD38-#####	2129.95 kit
1939	Standard TudorUCC700AS39-#####	1975.95 kit
1939	Deluxe Tudor UCC700BD39-#####	1985.95 kit
1940	Standard TudorUCC700AS40-#####	2051.95 kit
1940	Deluxe Tudor UCC700BD40-#####	2099.95 kit
1941	Deluxe & Super Deluxe Tudor UCC700BD41-#####	2065.95 kit
1942	Deluxe & Super Deluxe TudorUCC70BB42-#####	2065.95 kit
1946	Deluxe & Super Deluxe TudorUCC70BB46-#####	2065.95 kit
47-48	Deluxe & Super Deluxe TudorUCC70BB48-#####	2065.95 kit

Note: The early 1935 has panels around the rear window. The late 1935 has a headliner around the rear window. Specify which type when ordering.

Authentic Fabric Combinations

1932	Standard TudorUCC700AS32-#####	1899.95 kit
1932	Deluxe TudorUCC700AD32-#####	1890.95 kit
1933	Standard TudorUCC700AS33-#####	2099.95 kit
1933	Deluxe Tudor UCC700AD33-#####	2119.95 kit
1934	Standard TudorUCC700AS34-#####	2099.95 kit
1934	Deluxe Tudor UCC700AD34-#####	2119.95 kit
1935	Standard Tudor & Touring Sedan (see note below)UCC700AS35-#####	2119.95 kit
1935	Deluxe Tudor (see note below)UCC700AD35-#####	2119.95 kit
1936	Standard Tudor & Touring SedanUCC700AS36-#####	2119.95 kit
1936	Deluxe Tudor UCC700AD36-#####	2119.95 kit
1937	Standard TudorUCC700AS37-#####	2559.95 kit
1937	Deluxe Tudor UCC700BD37-#####	2559.95 kit
1938	Standard TudorUCC700AS38-#####	2535.95 kit
1938	Deluxe Tudor UCC700BD38-#####	2559.95 kit
1939	Standard TudorUCC700AS39-#####	2265.95 kit
1939	Deluxe Tudor UCC700BD39-#####	2279.95 kit
1940	Standard TudorUCC700AS40-#####	2355.95 kit
1940	Deluxe Tudor UCC700BD40-#####	2415.95 kit
1941	Deluxe & Super Deluxe TudorUCC700BD41-#####	2365.95 kit
1942	Deluxe & Super Deluxe TudorUCC70BB42-#####	2365.95 kit
1946	Deluxe & Super Deluxe TudorUCC70BB46-#####	2365.95 kit
47-48	Deluxe & Super Deluxe TudorUCC70BB48-#####	2365.95 kit

Package Tray

41-48	NOTE 05 Black ABS plastic, Tudor & Fordor Sedan, can be painted with a flex additive paint, Ford & Mercury . . . U4148PT	99.95
-------	---	-------



It's All About the Upholstery!

V8 FORD 1932-48 FORDOR UPHOLSTERY KITS



1946 Fordor Sedan

ORDER A FREE SAMPLE CARD
See page 256



Fordor Upholstery Kits & Details

These top-quality kits are complete & include everything necessary to re-upholster the interior of your car. Our kits include: fitted seat covers sewn as original, all interior panels covered & stitched as original, headliner, windlace, seat riser carpets, arm rest covers (1934-48), padding for springs, installation hardware & instructions. These are quality kits manufactured using authentic or replacement type materials. No leather is used in any of these kits. Because of the large variety of materials & colors, kits are made to order & are not stocked. Please allow 2-5 weeks for delivery.

ITEMS NOT INCLUDED: Trunk panels, floor mats & floor carpets are not included. These items are available & are listed separately in this catalog.

Always first confirm your V8 Ford year & body style before ordering.

TO ORDER A CLOSED CAR UPHOLSTERY KIT:

Use the part number that corresponds to your car & put the order combination choice from your Sample Card in the place of the ##### at the end of the part number.

EXAMPLE: 1936 Deluxe Fordor in order combination UV26X3 Brown Bedford Cord = UCC730D36-UV26X3

Non-Authentic Fabric Combinations

1932	Standard Fordor	UCC730S32-#####	1839.95 kit
1932	Deluxe Fordor	UCC730D32-#####	1849.95 kit
1933	Standard Fordor	UCC730S33-#####	1929.95 kit
1933	Deluxe Fordor	UCC730D33-#####	1839.95 kit
1934	Standard Fordor	UCC730S34-#####	1929.95 kit
1934	Deluxe Fordor	UCC730D34-#####	1839.95 kit
1935	Standard Fordor & Touring Sedan	UCC730S35-#####	2039.95 kit
<i>(see note below)</i>			
1935	Deluxe Fordor (see note below)	UCC730D35-#####	1989.95 kit
1936	Standard Fordor & Touring Sedan	UCC730S36-#####	2065.95 kit
1936	Deluxe Fordor & Touring Sedan	UCC730D36-#####	2099.95 kit
1937	Standard Fordor & Touring Sedan	UCC730S37-#####	2449.95 kit
1937	Deluxe Fordor & Touring Sedan	UCC730D37-#####	2449.95 kit
1938	Standard Fordor	UCC730S38-#####	2449.95 kit
1938	Deluxe Fordor	UCC730D38-#####	2449.95 kit
1939	Standard Fordor	UCC730A39-#####	2059.95 kit
1939	Deluxe Fordor	UCC730B39-#####	2049.95 kit
1940	Standard Fordor	UCC730AS40-#####	1989.95 kit
1940	Deluxe Fordor	UCC730AD40-#####	2075.95 kit
1941	Deluxe & Super Deluxe Fordor	UCC730D41-#####	2209.95 kit
1942	Deluxe & Super Deluxe Fordor	UCC73AB42-#####	2169.95 kit
46-48	Deluxe & Super Deluxe Fordor	UCC73BB48-#####	2099.95 kit

Note: The early 1935 has panels around the rear window. The late 1935 has a headliner around the rear window. Specify which type when ordering.

Authentic Fabric Combinations

1932	Standard Fordor	UCC730S32-#####	2249.95 kit
1932	Deluxe Fordor	UCC730D32-#####	2325.95 kit
1933	Standard Fordor	UCC730S33-#####	2299.95 kit
1933	Deluxe Fordor	UCC730D33-#####	2220.95 kit
1934	Standard Fordor	UCC730S34-#####	2299.95 kit
1934	Deluxe Fordor	UCC730D34-#####	2220.95 kit
1935	Standard Fordor & Touring Sedan	UCC730S35-#####	2429.95 kit
<i>(see note below)</i>			
1935	Deluxe Fordor (see note below)	UCC730D35-#####	2429.95 kit
1936	Standard Fordor & Touring Sedan	UCC730S36-#####	2495.95 kit
1936	Deluxe Fordor & Touring Sedan	UCC730D36-#####	2539.95 kit
1937	Standard Fordor & Touring Sedan	UCC730S37-#####	2849.95 kit
1937	Deluxe Fordor & Touring Sedan	UCC730D37-#####	2849.95 kit
1938	Standard Fordor	UCC730S38-#####	2849.95 kit
1938	Deluxe Fordor	UCC730D38-#####	2849.95 kit
1939	Standard Fordor	UCC730A39-#####	2659.95 kit
1939	Deluxe Fordor	UCC730B39-#####	2479.95 kit
1940	Standard Fordor	UCC730AS40-#####	2429.95 kit
1940	Deluxe Fordor	UCC730AD40-#####	2499.95 kit
1941	Deluxe & Super Deluxe Fordor	UCC730D41-#####	2615.95 kit
1942	Deluxe & Super Deluxe Fordor	UCC73AB42-#####	2559.95 kit
46-48	Deluxe & Super Deluxe Fordor	UCC73BB48-#####	2429.95 kit

Package Tray

41-48	OS Black ABS plastic, Tudor & Fordor Sedan, can be painted with a flex additive paint, Ford & Mercury	U4148PT	99.95
-------	--	---------	-------

OS Because of the size of these upholstery kits, additional shipping charges will be incurred.



V8 FORD 1932-34 ROADSTER UPHOLSTERY KITS

These top-quality kits are complete & include everything necessary to re-upholster the interior of your car. Our kits include: fitted seat covers sewn as original, all interior panels covered & stitched as original, windlace, padding for springs, installation hardware & instructions. These are quality kits manufactured using replacement type materials. No leather is used in any of these kits. Because of the large variety of materials & colors, kits are made to order & are not stocked. Please allow 2-5 weeks for delivery.

ITEMS NOT INCLUDED: Rumble panels, rumble upholstery, trunk panels, top roofs, side curtains & floor mats are not included. These items are available & listed separately in this catalog.

MACSAUTOPARTS Because of the size of these upholstery kits, additional shipping charges will be incurred.



1932 Deluxe Roadster

Roadster

1932	Standard Roadster	UOC710S32-###	549.95 kit
1932	Deluxe Roadster.....	UOC710D32-###	559.95 kit
1933	Standard Roadster	UOC710S33-###	559.95 kit
33-34	Deluxe Roadster.....	UOC710D34-###	569.95 kit

TO ORDER A OPEN CAR UPHOLSTERY KIT:
 Use the part number that corresponds to your car & put the order combination choice from your Sample Card in the place of the ##### at the end of the part number.
EXAMPLE: 1932 Deluxe Roadster in order combination T14 Saddle vinyl = UOC710D32-T14



1934 Deluxe Cabriolet

V8 FORD 1933-36 CABRIOLET, CLUB CABRIOLET UPHOLSTERY KITS

Non-Authentic Fabric Combinations

CABRIOLET			
1933	Cabriolet	UCC760A33-#####	1110.95 kit
1934	Cabriolet	UCC760A34-#####	1110.95 kit
1935	Cabriolet (see note below).....	UCC760A35-#####	1110.95 kit
1936	Cabriolet (see note below).....	UCC760A36-#####	1110.95 kit
CLUB CABRIOLET			
1935	Club Cabriolet (see note below).....	UCC760B35-#####	1299.95 kit
1936	Club Cabriolet (see note below).....	UCC760B36-#####	1299.95 kit

Authentic Fabric Combinations

CABRIOLET			
1933	Cabriolet	UCC760A33-#####	1379.95 kit
1934	Cabriolet	UCC760A34-#####	1379.95 kit
1935	Cabriolet (see note below).....	UCC760A35-#####	1379.95 kit
1936	Cabriolet (see note below).....	UCC760A36-#####	1379.95 kit
CLUB CABRIOLET			
1935	Club Cabriolet (see note below).....	UCC760B35-#####	1665.95 kit
1936	Club Cabriolet (see note below).....	UCC760B36-#####	1665.95 kit

Note: Cabriolets have 2 doors, no back seat, a package tray & could have a rumble. Club Cabriolets also have 2 doors, but have a rear seat, no package tray & no rumble.



MACSAUTOPARTS Because of the size of these upholstery kits, additional shipping charges will be incurred.



It's All About the Upholstery!

V8 FORD 1935-36 PHAETON UPHOLSTERY KITS

These top-quality kits are complete & include everything necessary to re-upholster the interior of your car. Our kits include: fitted seat covers sewn as original, all interior panels covered & stitched as original, windlace, seat riser carpets, padding for springs, installation hardware & instructions. These are quality kits manufactured using authentic or replacement type materials. No leather is used in any of these kits.

Because of the large variety of materials & colors, kits are made to order & are not stocked. Please allow 2-5 weeks for delivery.

ITEMS NOT INCLUDED: Trunk panels & floor carpets are not included. These items are available & are listed separately in this catalog.

1935	PhaetonUOC750A35-###	1365.95 kit
1936	PhaetonUOC750A36-###	1365.95 kit

PHAETON COLOR CHOICES



T10 Black



T12 Dark Brown



T14 Saddle



T15 Sandeewood



T16 Walnut

V8 FORD 1937-48 CONVERTIBLE & CONVERTIBLE SEDAN UPHOLSTERY KITS

These top-quality kits are complete & include everything necessary to re-upholster the interior of your car. Our kits include: fitted seat covers sewn as original, all interior panels covered & stitched as original, windlace, seat riser carpets, arm rest covers (1934-48), padding for springs, installation hardware & instructions. These are quality kits manufactured using authentic or replacement type materials. No leather is used in any of these kits. Because of the large variety of materials & colors, kits are made to order & are not stocked. Please allow 2-5 weeks for delivery.



ORDER A FREE SAMPLE CARD
See page 256

1939 Convertible Coupe

ITEMS NOT INCLUDED: Rumble panels, rumble upholstery, trunk panels & floor carpets are not included. These items are available & are listed separately in this catalog.

Always first confirm your V8 Ford year & body style before ordering.

TO ORDER A CONVERTIBLE UPHOLSTERY KIT:

Use the part number that corresponds to your car & put the order combination choice from your Sample Card in the place of the ##### at the end of the part number.

EXAMPLE: 1940 Convertible in UV32X1 Brown Bedford Cord = UCC6640-UV32X1

W805 Because of the size of these upholstery kits, additional shipping charges will be incurred.

Non-Authentic Fabric Combinations

CONVERTIBLE SEDAN

1937 Convertible SedanUCC74037-##### 1899.95 kit

CONVERTIBLE

1939 Deluxe Convertible Coupe UCC760AD39-##### 1049.95 kit

1940 Deluxe Convertible Club CoupeUCC6640-##### 1649.95 kit

46-48 Convertible Club Coupe UCC76A48-##### 1779.95 kit

Authentic Fabric Combinations

CONVERTIBLE SEDAN

1937 Convertible SedanUCC74037-##### 2249.95 kit

CONVERTIBLE

1939 Deluxe Convertible Coupe UCC760AD39-##### 1210.95 kit


1940 Deluxe Convertible Club CoupeUCC6640-##### 1799.95 kit

46-48 Convertible Club Coupe UCC76A48-##### 1945.95 kit

V8 FORD 1932-48 CLOSED CAR WINDLACE

CARTOUCHE™ brand Windlace is sewn with a 3/8" sponge rubber core. Available in 5 colors. Sold by the foot. Colors not represented on any Sample Card.

32-48	Taupe with brown dot windlaceWLC-106	3.25 foot
32-48	Gray plain windlaceWLC-107	3.25 foot
32-48	Taupe with black dot windlaceWLC-414S	3.25 foot
32-48	Dark gray plain windlaceWLC-1299	3.25 foot
32-48	Gray with silver dot windlaceWLC-652S	3.25 foot



WLC-106



WLC-107



WLC-414S



WLC-1299



WLC-652S



ORDER A FREE SAMPLE CARD
See page 256



1939 Mercury

1939-48 MERCURY UPHOLSTERY KITS

These top quality kits are complete & include everything necessary to re-upholster the interior of your car. Our kits include: fitted seat covers sewn as original, all interior panels covered & stitched as original, headliner, windlace, seat riser carpets, arm rest covers (1939-48), padding for springs, installation hardware & instructions. These are quality kits manufactured using authentic or replacement type materials. No leather is used in any of these kits. Because of the large variety of materials & colors, kits are made to order & are not stocked. Please allow 2-5 weeks for delivery.

Non-Authentic Fabric Combinations

1939	Mercury Deluxe Convertible.....	UCC6639M-#####	1649.95 kit
1939	Mercury Deluxe Fordor.....	UCC73M39-#####	2375.95 kit
1939	Mercury Sedan Coupe.....	UCC72M39-#####	2159.95 kit
1940	Mercury Deluxe Fordor.....	UCC730D40M-#####	2449.95 kit
1941	Mercury Sedan Coupe.....	UCC72BB41M-#####	2079.95 kit
1941	Mercury Deluxe Tudor.....	UCC700M41-#####	2210.95 kit
1941	Mercury Deluxe Fordor.....	UCC73M41-#####	2309.95 kit
1942	NEW Mercury Sedan Coupe.....	UCC72M42-#####	1999.95 kit
46-48	Mercury Sedan Coupe.....	UCC72M48-#####	1999.95 kit

Authentic Fabric Combinations

1939	Mercury Deluxe Convertible.....	UCC6639M-#####	1799.95 kit
1939	Mercury Deluxe Fordor.....	UCC73M39-#####	2789.95 kit
1939	Mercury Sedan Coupe.....	UCC72M39-#####	2354.95 kit
1940	Mercury Deluxe Fordor.....	UCC730D40M-#####	2849.95 kit
1941	Mercury Sedan Coupe.....	UCC72BB41M-#####	2235.95 kit
1941	Mercury Deluxe Tudor.....	UCC700M41-#####	2629.95 kit
1941	Mercury Deluxe Fordor.....	UCC73M41-#####	2689.95 kit
1942	NEW Mercury Sedan Coupe.....	UCC72M42-#####	2245.95 kit
46-48	Mercury Sedan Coupe.....	UCC72M48-#####	2159.95 kit

MACS Because of the size of these upholstery kits, additional shipping charges will be incurred.

TO ORDER A CLOSED CAR UPHOLSTERY KIT:
Use the part number that corresponds to your car & put the order combination choice from your Sample Card in the place of the ### at the end of the part number.
EXAMPLE: 1948 Station Wagon in order combination T10 Black vinyl = UCC79B48-T10

V8 FORD & MERCURY 1942-48 STATION WAGON

Our kit includes: fitted seat covers sewn as original, padding for springs, installation hardware & instructions. This quality kit is manufactured using replacement type materials. No leather is used. Because of the large variety of materials & colors, this kit is made to order & are not stocked. Please allow 2-5 weeks for delivery.

ITEMS NOT INCLUDED: Floor mats are not included & are available & listed separately in this catalog.

STATION WAGON

42-48	Station Wagon, Ford.....	UCC79B48-###	699.95 kit
42-48	Station Wagon, Mercury.....	UCC79M48-###	699.95 kit



1948 Station Wagon

MACS Because of the size of these upholstery kits, additional shipping charges will be incurred.



It's All About the Upholstery!

V8 FORD 1932-48 OPEN CAR TOP ROOF KITS

Roadster, Cabriolet, Club Cabriolet, Convertible Sedan & Convertible Coupe Top Roof Kits & Details

All **CARTOUCHE™** open car top roof kits include all the fabric parts needed to replace your old top. Everything is cut & stitched to fit the original type top iron & bow assembly. They include the main top deck,

rear curtain, top pads, rear extensions or gypsy wings, bow covering, front windbreaker, straps, welting trim, tips, tacks & complete instructions.

REAR WINDOW INFORMATION The rear curtain does NOT have a window installed. You must use your old metal framed glass window or purchase a new one. The rear window is installed during installation by customer.

ITEMS NOT INCLUDED Fasteners, which affix to the body, are not included. They are available as fastener sets or as individual pieces. All these are listed on page 254.

ROADSTER

1932 Roadster, tan canvas	VTRK201A32	329.95 kit
1932 Roadster, black canvas	VTRK202A32	525.95 kit
1932 Roadster, Colonial grain vinyl.	VTRK203B32	275.95 kit
1932 Roadster, Cobra short grain vinyl.	VTRK204B32	275.95 kit
33-34 Roadster, tan canvas	VTRK201A34	429.95 kit
33-34 Roadster, black canvas	VTRK202A34	599.95 kit

CABRIOLET

1932 Cabriolet, tan canvas	VTRK221A32	309.95 kit
1932 Cabriolet, black canvas	VTRK222A32	495.95 kit
33-34 Cabriolet, tan canvas	VTRK221A34	349.95 kit
33-34 Cabriolet, black canvas	VTRK222A34	599.95 kit
35-36 Cabriolet, tan canvas	VTRK221A36	349.95 kit
35-36 Cabriolet, black canvas	VTRK222A36	599.95 kit
1937 Cabriolet, tan canvas	VTRK221A37	450.95 kit
1937 Cabriolet, black canvas	VTRK222A37	655.95 kit




OPEN CAR TOP ROOF KIT COLOR CHOICES

Four types of material are available for open car top roof kits. They are illustrated below. Your top material & side curtain material should match.



Colonial Grain Vinyl



Cobra Short Grain Vinyl



Tan Canvas



Black Canvas

CLUB CABRIOLET

35-36 Club Cabriolet, tan canvas	VTRK231A36	369.95 kit
35-36 Club Cabriolet, black canvas	VTRK232A36	525.95 kit

CONVERTIBLE SEDAN

1937 Convertible Sedan, tan canvas	VTRK241A37	525.95 kit
1937 Convertible Sedan, black canvas.	VTRK242A37	779.95 kit
1939 Convertible Sedan, tan canvas	VTRK241A39	525.95 kit
1939 Convertible Sedan, black canvas.	VTRK242A39	779.95 kit

CONVERTIBLE COUPE

1939 Deluxe Convertible Coupe, tan canvas	VTRK251A39	525.95 kit
1939 Deluxe Convertible Coupe, black canvas	VTRK252A39	779.95 kit
1940 Convertible Club Coupe, tan canvas	VTRK231A40	525.95 kit
1940 Convertible Club Coupe, black canvas	VTRK232A40	665.95 kit
1941 Convertible Club Coupe, tan canvas	VTRK231A41	525.95 kit
1941 Convertible Club Coupe, black canvas	VTRK232A41	779.95 kit
46-48 Convertible Club Coupe, tan canvas	VTRK231A48	525.95 kit
46-48 Convertible Club Coupe, black canvas	VTRK232A48	779.95 kit

RAGGTOPP PRODUCTS

CLEANER

- Safely removes tough stains
- Will not harm your top or other automotive finishes (glass, chrome or paint)
- Rinses off easily
- Environmentally friendly



16 oz. pump RSP21438 11.95

VINYL TOP PROTECTANT

- Has UV inhibitor to protect your top from the sun
- Repels mildew, dust, grease & dirt
- Contains no silicone
- Environmentally friendly



16 oz. pump RSP11415..... 16.95

FABRIC TOP PROTECTANT

- Protects against hardening, cracking & UV fading
- Extends life of older tops
- Helps maintain their appearance longer



14 oz. spray RSP21414* 19.95

* **HAZARDOUS MATERIAL**—can only be shipped ground within the U.S. because of government regulations.



V8 FORD 1932-36 CLOSED CAR TOP ROOF KITS



CARTOUCHE™ brand Top Kits are manufactured to original factory specs, using the most authentic materials available. This includes top material, padding, muslin lining, tacks & sealant. Instructions are included with every kit.

IMPORTANT TOP KIT NOTES
Coupe & Sedan kits do not contain trim welting. 1932-34 cars require an aluminum top moulding & rubber stripping, 1935-36 require a rubber roof edge seal, which is not a part of this kit. They are sold separately & are listed on page 206.

CLOSED CAR TOP ROOF KIT COLOR CHOICES

There are 2 types of material available for closed car top roof kits.



Colonial Grain Vinyl



Cobra Short Grain Vinyl

3 & 5 WINDOW COUPE

32-34	Coupes, Colonial Grain vinyl	VTRK/C103B34	69.95 kit
32-34	Coupes, Cobra Short Grain vinyl	VTRK/C104B34	69.95 kit
35-36	Coupes, Colonial Grain vinyl	VTRK/C113B36	69.95 kit
35-36	Coupes, Cobra Short Grain vinyl	VTRK/C114B36	69.95 kit

SEDAN

32-34	Sedans, Colonial Grain vinyl.	VTRK/C123B34	89.95 kit
32-34	Sedans, Cobra Short Grain vinyl	VTRK/C124B34	89.95 kit
35-36	Sedans, Colonial Grain vinyl.	VTRK/C133B36	89.95 kit
35-36	Sedans, Cobra Short Grain vinyl	VTRK/C134B36	89.95 kit

V8 FORD 1932 SPORT COUPE TOP ROOF KITS

SPORT COUPE TOP

Sport Coupe top roof kits include top main deck, rear curtain, rear apron, bow covering, padding, welting trim, welt tips, tacks & instructions. Filler boards are NOT included.

1932	Sport Coupe, Colonial Grain vinyl	VTRK/CT3B32	279.95 kit
1932	Sport Coupe, Cobra Short Grain vinyl	VTRK/CT4B32	279.95 kit
1932	Sport Coupe, tan canvas vinyl.	VTRK/CT1A32	335.95 kit
1932	Sport Coupe, black canvas vinyl	VTRK/CT2A32	542.95 kit

SPORT COUPE FILLER BOARDS

Sport Coupe top filler board kits include all filler board panels covered in tan or black fabric, installation hardware & instructions.

1932	Sport Coupe filler board kit, tan	VTP/CCT32	229.95 kit
1932	Sport Coupe filler board kit, black	VTP/CCB32	229.95 kit

V8 FORD 1936-48 CLOSED CAR HEADLINER KITS

CARTOUCHE™ brand Headliners are manufactured to original factory specs using the most authentic materials available. This includes the headliner sewn to fit with rod pockets. Instructions are included.

COUPE

1936	3 window coupe headliner68-720-####	184.95 kit
1936	5 window coupe headliner68-770-####	184.95 kit
1937	5 window coupe headliner78-770-####	184.95 kit
1937	Club coupe headliner78-720-####	184.95 kit
1938	5 window coupe headliner.81A-770-####	184.95 kit
1938	Club coupe headliner81A-720-####	184.95 kit
39-40	Coupe headliner01A-77-####	184.95 kit
1941	Business coupe headliner11A-77-####	184.95 kit
42-48	Business coupe headliner89A-77-####	184.95 kit
41-48	Sedan coupe headliner89A-72-####	184.95 kit

FORDOR


1936	Fordor headliner68-730-####	184.95 kit
1937	Fordor headliner78-730-####	184.95 kit
1938	Fordor headliner81A-730-####	184.95 kit
39-40	Fordor headliner01A-73-####	184.95 kit
1941	Fordor headliner11A-73-####	184.95 kit
1942	Fordor headliner21A-73-####	184.95 kit
46-48	Fordor headliner89A-73-####	184.95 kit

TUDOR

1936	Tudor headliner68-700-####	184.95 kit
1937	Tudor headliner78-700-####	184.95 kit
1938	Tudor headliner81A-700-####	184.95 kit
39-40	Tudor headliner01A-70-####	184.95 kit
1941	Tudor headliner11A-70-####	184.95 kit
1942	Tudor headliner21A-70-####	184.95 kit
46-48	Tudor headliner89A-70-####	184.95 kit

TO ORDER A CLOSED CAR HEADLINER KIT:
Use the part number that corresponds to your car & put the order combination choice from the colors below in place of the #### at the end of the part number.
EXAMPLE: 1942 Tudor in order combination A813 Light Gray = 21A-70-A813

CLOSED CAR HEADLINER COLOR CHOICES



A810 Brown



A811 Dark Gray



A812 Beige



A813 Light Gray



A815 Taupe



It's All About the Upholstery!

V8 FORD 1932-34 OPEN CAR SIDE CURTAIN KITS



KIT CONTENTS: All side curtains are neatly bound & all fasteners that affix to the side curtains are included, but not installed. Car body, top frame & windshield fasteners are not included. Complete instructions are included. All kits are US made & top-quality!

ITEMS NOT INCLUDED: Fasteners that affix to the body, top iron assembly, windshield & side curtain support rods are not included. They are available as fastener sets or as individual pieces & can be found on page 254.

WINDOW INFORMATION: All side curtain windows are sewn-in clear vinyl. They are sized & positioned like the originals.

ROADSTER


1932	Roadster, tan canvas	VSC201A32	319.95 kit
1932	Roadster, black canvas	VSC202A32	420.95 kit
1932	Roadster, Colonial Grain vinyl	VSC203B32	269.95 kit
1932	Roadster, Cobra Short Grain vinyl	VSC204B32	269.95 kit
33-34	Roadster, tan canvas	VSC201A34	439.95 kit
33-34	Roadster, black canvas	VSC202A34	559.95 kit

OPEN CAR SIDE CURTAIN MATERIAL CHOICES

Four types of material are available for open car top side curtain kits. They are described below & illustrated below. Your top material & side curtain material should match.



Colonial Grain Vinyl



Cobra Short Grain Vinyl



Tan Canvas



Black Canvas

**ORDER A
FREE
SAMPLE CARD**
See page 256



V8 FORD 1933-34 ROADSTER & 1940-48 CONVERTIBLE CLUB OPEN CAR TOP BOOTS

The open car top boot slips over your top irons & top. It is a snug fitting, dressy cover for the top, when it is folded down.



Each boot contains the complete bound & stitched boot & most fasteners that attach to the boot are installed. Fasteners which affix to the body are also included. Top boots will help in keeping dirt & dust from collecting in your top while driving with the roof down.

ROADSTER

33-34	Roadster, tan canvas	VTB201A34	159.95 kit
33-34	Roadster, black canvas	VTB202A34	199.95 kit

CONVERTIBLE CLUB

1940	Convertible Club Coupe, tan canvas	VTB231A40	175.95 kit
1940	Convertible Club Coupe, black canvas	VTB232A40	219.95 kit
46-48	Convertible Club Coupe, tan canvas	VTB231A48	175.95 kit
46-48	Convertible Club Coupe, black canvas	VTB232A48	219.95 kit

OPEN CAR TOP BOOT MATERIAL CHOICES

Two types of material are available for open car top boots. They are described below & illustrated below. Boot & top should be the same material



Tan Canvas



Black Canvas

Did you know?
MAC's will pay up to
\$100.00
for your old Ford
factory top boot.



**EARN A \$100⁰⁰
GIFT CERTIFICATE**

We Will Pay Up To \$100⁰⁰
(Parts Gift Certificate)
For An Old Complete Ford Factory
Top Boot, Which We Do Not Have.
Call Dave at ext. 105 for details.



V8 FORD 1932-48 Closed Car Carpets



CARTOUCHE™ is proud to offer carpets for V8 Ford closed cars from 1932-48. These are a top-quality nylon carpet that we are sure you will be pleased with.

All floor carpets are bound & stitched & ready to install. On front carpets, the pedal, transmission & emergency brake positions are cut out as required for each year & body style. 1935-48 Fords only had carpet in the rear of the car. Authentic front floor rubber mats are listed on page 219. Fastening hardware is not included. See page 254 for installation fasteners.

ITEMS NOT INCLUDED: Front carpets & rear carpets for 1935 & 1936 had fasteners that attach to the carpet & the body. They are not included, but are available individually & are listed on page 254.



Typical 1-piece Rear Carpet



1935-1936 Rear 5-piece Carpet Kit



Typical 3-piece Rear Carpet

TO ORDER A CLOSED CAR CARPET:

Use the part number that corresponds to your car & put the order combination choice from your Sample Card in the place of the ### at the end of the part number. **EXAMPLE: 1939 Coupe rear in 810 brown= FCC31R39-810**

COUPE

1939	Coupe, rear	FCC31R39-###	145.95 kit
1940	Coupe, rear	FCC31R40-###	145.95 kit
46-48	Sedan Coupe, rear	FCC31R48-###	145.95 kit

TUDOR

1932	Tudor, rear	FCC36R32-###	145.95 kit
1935	Tudor, rear	FCC36R35-###	145.95 kit
1936	Tudor, rear	FCC36R36-###	145.95 kit
1937	Tudor, rear	FCC36R37-###	145.95 kit
1938	Tudor, rear	FCC36R38-###	145.95 kit
1939	Tudor, rear	FCC36R39-###	145.95 kit
1940	Tudor, rear	FCC36R40-###	145.95 kit
1941	Tudor, rear	FCC36R41-###	145.95 kit
42-48	Tudor, rear	FCC36R48-###	145.95 kit

FORDOR

1932	Fordor, front	FCC34F32-###	145.95 kit
1932	Fordor, rear	FCC34R32-###	145.95 kit
1933	Fordor, rear	FCC34R33-###	145.95 kit
1934	Fordor, rear	FCC34R34-###	145.95 kit
1935	Fordor, rear	FCC34R35-###	145.95 kit
1936	Fordor, rear	FCC34R36-###	145.95 kit
1938	Fordor, rear	FCC34R38-###	145.95 kit
1939	Fordor, rear	FCC34R39-###	145.95 kit
1940	Fordor, rear	FCC34R40-###	145.95 kit
1941	Fordor, rear	FCC34R41-###	145.95 kit
42-48	Fordor, rear	FCC34R48-###	145.95 kit

CONVERTIBLE & CONVERTIBLE SEDAN


1937	Convertible Sedan, rear	FCC38R37-###	145.95 kit
1939	Convertible, rear	FCC37R39-###	145.95 kit
46-48	Convertible, rear	FCC37R48-###	145.95 kit

MERCURY CLOSED CAR CARPET

1941	Mercury Tudor, rear	FCC46R41-###	145.95 kit
------	---------------------	--------------	------------




807—Dark Gray Nylon



868—Medium Gray Nylon



897—Charcoal Nylon



810—Brown Nylon



821—Taupe Nylon



840—Navy Blue Nylon





It's All About the Upholstery!

V8 FORD 1932-48 TRUNK PANEL SETS



All panel sets are made from water-resistant colored panel board. All sets contain 3 panels, **except** 1935 & 1936 sedans, which have 5 panels. The panels have colored, embossed textured faces. They are installed with screws & washers, which are included with each set.

STANDARD & DELUXE ROADSTER

1932	Standard & Deluxe Roadster, black	VT710B32	65.95 set
1932	Standard & Deluxe Roadster, brown	VT710N32	65.95 set

CABRIOLET

35-36	Cabriolet except Club Cabriolet, black	VT760B36	65.95 set
35-36	Cabriolet except Club Cabriolet, brown	VT760N36	65.95 set

COUPE

1932	Standard & Deluxe Coupe, black	VT720B32	65.95 set
1932	Standard & Deluxe Coupe, brown	VT720N32	65.95 set
35-36	Standard & Deluxe Coupe, black	VT720B36	65.95 set
35-36	Standard & Deluxe Coupe, brown	VT720N36	65.95 set
35-36	Standard & Deluxe Coupe, gray	VT720Y36	65.95 set
1939	Standard & Deluxe Coupe, black	VT720B39	65.95 set
1939	Standard & Deluxe Coupe, gray	VT720Y39	65.95 set
1940	Standard & Deluxe Coupe, black	VT720B40	65.95 set
1940	Standard & Deluxe Coupe, brown	VT720N40	65.95 set
1940	Standard & Deluxe Coupe, gray	VT720Y40	65.95 set
46-48	5 Window Standard & Deluxe Coupe, black	VT720B48	65.95 set
46-48	5 Window Standard & Deluxe Coupe, brown	VT720N48	65.95 set
46-48	5 Window Standard & Deluxe Coupe, gray	VT720Y48	65.95 set

TUDOR

35-36	Standard, Deluxe & Touring Sedan Tudor, black	VT700B36	65.95 set
35-36	Standard, Deluxe & Touring Sedan Tudor, brown	VT700N36	65.95 set
35-36	Standard, Deluxe & Touring Sedan Tudor, gray	VT700Y36	65.95 set
1937	Standard, Deluxe & Touring Sedan Tudor, black	VT700B37	65.95 set
1937	Standard, Deluxe & Touring Sedan Tudor, brown	VT700N37	65.95 set
1937	Standard, Deluxe & Touring Sedan Tudor, gray	VT700Y37	65.95 set
1938	Standard & Deluxe Tudor, black	VT700B38	65.95 set
1938	Standard & Deluxe Tudor, brown	VT700N38	65.95 set
1938	Standard & Deluxe Tudor, gray	VT700Y38	65.95 set
1939	Standard & Deluxe Tudor, black	VT700B39	65.95 set
1939	Standard & Deluxe Tudor, brown	VT700N39	65.95 set
1939	Standard & Deluxe Tudor, gray	VT700Y39	65.95 set
1940	Standard & Deluxe Tudor, black	VT700B40	65.95 set
1940	Standard & Deluxe Tudor, brown	VT700N40	65.95 set
1940	Standard & Deluxe Tudor, gray	VT700Y40	65.95 set
1941	Deluxe & Super Deluxe Tudor, black	VT700B41	65.95 set
1941	Deluxe & Super Deluxe Tudor, brown	VT700N41	65.95 set
1941	Deluxe & Super Deluxe Tudor, gray	VT700Y41	65.95 set
46-48	Deluxe & Super Deluxe Tudor, black	VT700B48	65.95 set
46-48	Deluxe & Super Deluxe Tudor, brown	VT700N48	65.95 set
46-48	Deluxe & Super Deluxe Tudor, gray	VT700Y48	65.95 set



FORDOR

35-36	Standard, Deluxe & Touring Sedan Fordor, black	VT700B36	65.95 set
35-36	Standard, Deluxe & Touring Sedan Fordor, brown	VT700N36	65.95 set
35-36	Standard, Deluxe & Touring Sedan Fordor, gray	VT700Y36	65.95 set
1937	Standard, Deluxe & Touring Sedan Fordor, black	VT730B37	65.95 set
1937	Standard, Deluxe & Touring Sedan Fordor, brown	VT730N37	65.95 set
1937	Standard, Deluxe & Touring Sedan Fordor, gray	VT730Y37	65.95 set
1938	Standard & Deluxe Fordor, black	VT730B38	65.95 set
1939	Standard & Deluxe Fordor, black	VT730B39	65.95 set
1939	Standard & Deluxe Fordor, brown	VT730N39	65.95 set
1939	Standard & Deluxe Fordor, gray	VT730Y39	65.95 set
1941	Deluxe & Super Deluxe Fordor, black	VT730B41	65.95 set
46-48	Deluxe & Super Deluxe Fordor, black	VT730B48	65.95 set
46-48	Deluxe & Super Deluxe Fordor, brown	VT730N48	65.95 set
46-48	Deluxe & Super Deluxe Fordor, gray	VT730Y48	65.95 set

CONVERTIBLE

1937	Convertible Sedan, black	VT740B37	65.95 set
1937	Convertible Sedan, brown	VT740N37	65.95 set
1937	Convertible Sedan, gray	VT740Y37	65.95 set
46-48	Convertible Club Coupe, black	VT76B48	65.95 set
46-48	Convertible Club Coupe, gray	VT76Y48	65.95 set

1941 MERCURY DELUXE TRUNK PANEL SET

This panel set is made from water-resistant colored panel board & contains 3 panels. The panels have colored, embossed textured faces. It is installed with screws & washers, which are included.

TUDOR

1941	Mercury Deluxe & Super Deluxe Tudor, black	VT70MB41	65.95 set
------	--	----------	-----------

FORDOR

1941	Mercury Deluxe & Super Deluxe Fordor	VT730MB41	65.95 set
------	--------------------------------------	-----------	-----------



Because of the size of these panel sets, additional shipping charges will be incurred.



V8 FORD 1932-39 RUMBLE UPHOLSTERY KITS

Rumble Upholstery Kits & Details



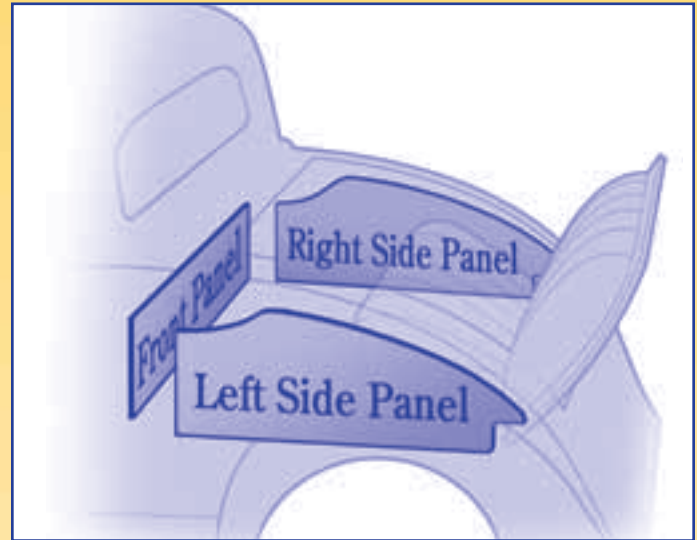
These top-quality kits are complete & include everything necessary to re-upholster your rumble springs. All upholstery is fitted & stitched. The kit includes sewn fitted seat covers, trim cord, padding, installation hardware & instructions.

Always first confirm your V8 Ford year & body style before ordering.

COUPE, ROADSTER, CABRIOLET & CONVERTIBLE COUPE

1932	Coupe, Roadster & Cabriolet	UOC300R32-###	229.95 kit
33-34	Coupe, Roadster & Cabriolet	UOC300R34-###	229.95 kit
35-36	Coupe, Roadster & Cabriolet	UOC300R36-###	229.95 kit
1939	Convertible Coupe.	UOC303R39-###	229.95 kit

SHIPPING Because of the size of these rumble upholstery kits, additional shipping charges will be incurred.



TO ORDER A RUMBLE UPHOLSTERY OR PANEL SET:
 Use the part number that corresponds to your car & put the order combination choice from your Sample Card in the place of the ### at the end of the part number.
 EXAMPLE: 1939 Convertible Coupe T10 Black= UOC303R39-T10

V8 FORD 1932-39 RUMBLE PANEL SETS



These top-quality panel sets are complete & include everything necessary. All rumble panel sets come with complete instructions & consist of 2 side panels, 1 front panel & all installation hardware. All panels are vinyl-covered water-resistant board.

Always first confirm your V8 Ford year & body style before ordering.

COUPE, ROADSTER, CABRIOLET & CONVERTIBLE COUPE

1932	Coupe, Roadster & Cabriolet	KP100R32-###	179.95 set
33-34	Coupe & Cabriolet.	KP100RC34-###	179.95 set
33-34	Roadster	KP100R34-###	179.95 set
35-36	Coupe & Cabriolet.	KP101R36-###	179.95 set
1939	Convertible Coupe.	KP103R39-###	179.95 set

SHIPPING Because of the size of these rumble panel sets, additional shipping charges will be incurred.

Each piece of upholstery is made to order by our experienced sewers, so you can always expect high quality. See the CARTOUCHE™ difference in superior materials, construction & fit.



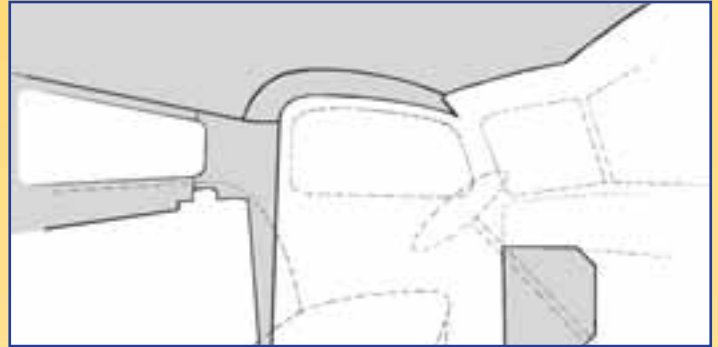


It's All About the Upholstery!

1948 PICKUP UPHOLSTERY CAN BE FOUND IN OUR 1948-79 PICKUP CATALOG



1938 Pickup



V8 FORD 1932-47 PICKUP UPHOLSTERY KITS

Our kits include: fitted seat covers sewn as original, padding for springs, installation hardware & instructions. These are quality kits manufactured using replacement type materials. No leather is used in any of these kits. Because of the large variety of materials & colors, kits are made to order & are not stocked. Please allow 2-5 weeks for delivery.

ITEMS NOT INCLUDED: Headliner sets & floor mats are not included, floor mats are listed on page 219 & 258.

1932 PickupUCC83032-###	195.95 kit
1933 PickupUCC83033-###	195.95 kit
1934 PickupUCC83034-###	195.95 kit
35-36 PickupUCC83036-###	195.95 kit
37-39 PickupUCC83039-###	195.95 kit
40-47 PickupUCC83047-###	195.95 kit

V8 FORD 1935-47 PICKUP HEADLINER & PANEL SETS



1935-39: These headliner & panel sets include: headliner, one pair of corner panels, one pair of cowl panels, one pair of door panels, panel below rear window, windlace, installation hardware & instructions.

1940-47: These headliner & panel sets include: the 3-section roof headliner, 2 corner panels, panel below the rear window, 2 cowl kick panels, windlace, installation hardware & instructions.

35-36 Pickup, blackVPHP36B	245.95 set
35-36 Pickup, brownVPHP36N	245.95 set
1937 Pickup, blackVPHP37B	245.95 set
1937 Pickup, brownVPHP37N	245.95 set
38-39 Pickup, blackVPHP39B	245.95 set
38-39 Pickup, brownVPHP39N	245.95 set
38-39 Pickup, greenVPHP39G	245.95 set
40-47 Pickup, blackVPHP47B	225.95 set
40-47 Pickup, brownVPHP47N	225.95 set
40-47 Pickup, greenVPHP47G	225.95 set
40-47 Pickup, redVPHP47R	225.95 set
40-47 Pickup, greyVPHP47Y	225.95 set

EXTRA 05 Because of the size of these upholstery kits, additional shipping charges will be incurred.

EXTRA 05 Because of the size of these headliner & panel sets, additional shipping charges will be incurred.

MATERIAL CHOICES

Five colors are available. They are all on the same material & all have the same embossed textured faces



Black




Brown



Green



Red



Grey

ORDER A FREE SAMPLE CARD
See page 256





BLACK TEXTURED FIBERGLASS

A quality product sold, but not manufactured by, Cartouche. These products **DO NOT** include instructions.

V8 FORD 1932-47 PICKUP HEADLINERS

All textured fiberglass headliners are molded to the correct shape & have a pebble grain. 1932-34 pickups did not come off the assembly line with a headliner.



32-34	4-piece kit, consists of headliner, header cover & cab corners	V8151968A	250.00 kit
35-36	Headliner only	V8151968B	161.00
1937	Headliner only	V8151968C	161.00
38-39	Headliner only	V8151968D	161.00
40-47	Headliner only	V8151968E	161.00

These are dropshipped from the factory. Contiguous U.S. shipping charges are a \$125.00 flat fee.

V8 FORD 1935-47 PICKUP CORNERS & WINDOW STRIP KITS




35-39	3 pieces	V8151968G	77.50 kit
40-47	3 pieces	V8151968H	107.00 kit

V8 FORD 1935-39 PICKUP DOOR PANELS



35-37	Door panel	V8123890A	116.95 pair
38-39	Door panel	V8123890B	116.95 pair



Black Textured Fiberglass

All of the headliners & door panels on this page are aftermarket replacements & great for street rod applications. See the previous page for authentic headliner & kick panel options.

V8 FORD 1932-47 PICKUP COWL KICK PANELS

These kick panels have a pebble grain & are made of fiberglass.




32-34	Pickup	V8102340A	77.50 pair
35-36	Pickup	V8102340B	77.50 pair
37-39	Pickup	V8102340C	77.50 pair
40-47	Pickup	V8102340D	77.50 pair

V8 FORD 1932-48 PASSENGER COWL KICK PANELS

These kick panels have a pebble grain & are made of fiberglass.

1932	Closed car, except 3 window Coupe	V8102340E	77.50 pair
1932	3 window Coupe	V8102340F	77.50 pair
33-34	Closed car, Coupe & Sedan	V8102340G	77.50 pair
1934	Roadster & Phaeton	V8102340I	77.50 pair
35-36	Closed car, Coupe & Sedan	V8102340J	77.50 pair
35-36	Open car	V8102340K	77.50 pair
37-38	Closed car & 39 Standard	V8102340L	77.50 pair
1940	Passenger & 39 Deluxe	V8102340M	77.50 pair
41-48	Closed car	V8102340N	77.50 pair
39-40	Mercury passenger	V8102340O	77.50 pair

V8 FORD 1937-48 PASSENGER KICK PANEL RETAINER TRIM



37-48	22-1/4" long, steel	01A-7002354/5	38.95 pair
37-48	Same as above, except stainless steel	01A-7002354-SS	50.95 pair

SOUND DEADENERS

DYNAMAT EXTREME®

- Apply it to the floor, roof or inside doors
- Self-adhesive backing for quick installation



18" wide x 32" long, absorbs squeaks, vibrations & road noise

DYNAMAT-0433 29.95

JUTE BACKING

- Used behind kick panels, under the trunk mat or even behind the back seat



1/2" thick x 36" wide x 72" long, eliminates road noise & rattles

B13000 19.95


GENERAL TRIM ADHESIVE

Recommended to attach jute padding to metal or plastic panels, 18.1 oz. spray can




RSP29* 14.75

* HAZARDOUS MATERIAL—can only be shipped ground within the U.S. because of government regulations.



It's All About the Upholstery!



SEAT SPRINGS

You'll love our new seat springs. Treat your buns & back to the best. We sell top-quality seat springs.



These are metal seat springs only. They are not covered with upholstery. These spring assemblies are top-quality & correctly made to duplicate your originals. Manufactured in the USA from original patterns, they are finished in gloss black paint.

UPS Because of the size of these seat springs, additional shipping charges will be incurred.

Roadster

1932	Front cushion	VS108	111.50
1932	Front backrest	VS109	99.50
1932	Rumble cushion	VS610	95.25
1932	Rumble backrest	VS111	129.25
33-34	Front cushion	VS112	111.50
33-34	Front backrest	VS113	110.50
33-34	Rumble cushion	VS114	116.00
33-34	Rumble backrest	VS115	132.25
35-36	Front cushion	VS116	121.00
35-36	Front backrest, 26" high	VS118	116.00
35-36	Rumble cushion	VS119	112.25
35-36	Rumble backrest	VS120	134.00

Coupe 3 Window

1932	Front cushion	VS309	113.00
1932	Front backrest	VS310	97.50
1932	Rumble cushion	VS311	95.25
1932	Rumble backrest	VS312	146.00

Coupe 5 Window

1932	Front cushion	VS313	113.00
1932	Front backrest	VS314	97.50
1932	Rumble cushion	VS610	95.25
1932	Rumble backrest	VS111	129.25

Coupe 3 & 5 Window

33-34	Front cushion	VS317	125.25
33-34	Front backrest, 3 window Coupe	VS318-3	111.00
33-34	Front backrest, 5 window Coupe	VS318-5	107.00
33-34	Rumble cushion	VS114	116.00
33-34	Rumble backrest	VS115	132.25

Coupe

35-36	Front cushion	VS321	152.25
1935	Front backrest	VS622	118.50
1936	Front backrest	VS322	107.00
35-36	Rumble cushion	VS119	112.25
35-36	Rumble backrest	VS120	134.00
39-40	Front cushion	VS325	580.25
39-40	Front backrest	VS326	306.50
42-48	Front cushion	VS926	399.75
42-48	Front backrest (2 required)	VS925	109.00
42-48	Rear cushion	VS927	411.25
42-48	Rear backrest	VS928	377.75

Tudor Sedan

1932	Front cushion (2 required)	VS404	79.75
1932	Standard front backrest (2 required)	VS405	67.00
1932	Rear cushion	VS406	111.50
1932	Rear backrest	VS407	109.75
33-34	Front cushion (2 required)	VS408	69.75
33-34	Front backrest (2 required)	VS409	69.75
33-34	Deluxe front backrest (2 required)	VS409D	65.50
33-34	Rear cushion	VS410	231.00
33-34	Rear backrest	VS411	109.75
35-36	Front cushion (2 required)	VS412	109.75
35-36	Front backrest (2 required)	VS413	109.75
35-36	Rear cushion, flat	VS414	238.50
35-36	Rear cushion, with hump	VS534	365.25
35-36	Rear backrest	VS415	163.25

1937	Front cushion	VS416	217.75
1937	Front backrest	VS417	107.75
1937	Rear cushion	VS418	434.25
1937	Rear backrest	VS419	342.00
1940	Deluxe Front cushion	VS424	399.75
1940	Standard front cushion	VS428	399.75
1940	Front backrest	VS920	109.00
1940	Rear cushion	VS426	510.00
1940	Rear backrest	VS427	476.00

Fordor Sedan

1932	Front cushion	VS524	116.25
1932	Front backrest	VS525	114.50
1932	Rear cushion	VS406	111.50
1932	Rear backrest	VS407	109.75
33-34	Front cushion	VS528	126.00
33-34	Front backrest	VS529	121.00
33-34	Rear cushion	VS410	231.00
33-34	Rear backrest	VS531	115.50
35-36	Front cushion	VS532	120.25
35-36	Front backrest	VS533	115.50
35-36	Rear cushion, flat	VS414	238.50
35-36	Rear cushion, with hump	VS534	365.25
35-36	Rear backrest	VS415	163.25

Cabriolet

1932	Front cushion	VS313	113.00
1932	Front backrest	VS609	97.50
1932	Rumble cushion	VS610	95.25
1932	Rumble backrest	VS111	129.25
33-34	Front cushion	VS612	112.50
33-34	Front backrest	VS613	120.00
33-34	Rumble cushion	VS614	111.50
33-34	Rumble backrest	VS115	132.25
1936	Front cushion	VS620	124.00
1936	Front backrest, 23-1/2" high	VS622	118.50
1936	Rumble cushion	VS119	112.25
1936	Rumble backrest	VS120	134.00
1938	Front cushion	VS630	131.50

Club Cabriolet

1936	Front cushion	VS625	121.75
1936	Front backrest	VS626	121.75
1936	Rear cushion	VS627	120.25
1936	Rear backrest	VS628	115.50

All springs are superior quality & are exact copies of the originals. Always specify your exact year & body style when ordering springs. Add \$1.00 special packaging fee per spring to the listed prices.

UPS has increased the charges for shipping oversize boxes. Seat springs will be charged as a 70-pound box. Shipping generally ranges from \$17.00 to \$45.00.



Phaeton

1932	Front cushion	VS108	111.50
1932	Front backrest	VS715	104.75
1932	Rear cushion	VS716	116.75
1932	Rear backrest	VS717	109.75
33-34	Front cushion	VS112	111.50
33-34	Front backrest	VS719	111.50
33-34	Rear cushion	VS720	189.50
33-34	Rear backrest	VS721	116.75
35-36	Front cushion	VS722	121.00
35-36	Front backrest	VS723	98.25
35-36	Rear cushion, with hump	VS724	365.25
35-36	Rear backrest	VS725	104.00
37-38	Front cushion	VS726	121.75
37-38	Front backrest	VS727	114.00

Convertible Sedan, Convertible

1932	Front cushion (2 required)	VS907	79.75
1932	Front backrest (2 required)	VS908	67.00
1932	Rear cushion	VS909	365.25
1932	Rear backrest	VS910	120.25
35-36	Front cushion	VS911	115.25
35-36	Front backrest	VS912	113.00
35-36	Rear cushion, without hump	VS913	197.25
35-36	Rear cushion, with hump	VS534	365.25
35-36	Rear backrest	VS914	113.00
1938	Front cushion	VS141	312.75
1938	Front backrest	VS142	191.00
1938	Rear cushion	VS143	668.25
1938	Rear backrest	VS144	164.50
1939	Front cushion	VS915	320.00
1939	Front backrest	VS916	247.75
1939	Rear cushion	VS917	419.75
1939	Rear backrest	VS918	251.00
1940	Front cushion	VS919	368.00
1940	Front backrest, (2 required)	VS920	109.00
1940	Rear cushion	VS921	279.75
1940	Rear backrest	VS922	470.00
1941	Front cushion	VS926	399.75
1941	Front backrest (2 required)	VS162	109.00
1941	Rear cushion	VS163	421.25
1941	Rear backrest	VS164	489.00
46-48	Front cushion	VS926	399.75
46-48	Front backrest (2 required)	VS925	109.00
46-48	Rear cushion	VS923	395.75
46-48	Rear backrest	VS924	401.50

OS Because of the size of these seat springs, additional shipping charges will be incurred.



Convertible Club Coupe

1938	Front cushion	VS141	312.75
1938	Rear cushion	VS143	668.25

Convertible Coupe

1939	Front cushion	VS128	580.25
1939	Front backrest, driver's side	VS129L	107.75
1939	Front backrest, passenger side	VS129R	107.75
1939	Rumble cushion	VS130	184.75
1939	Rumble backrest	VS131	156.25

Victoria

1932	Front cushion (2 required)	VS940	79.75
1932	Front backrest (2 required)	VS941	66.50
1932	Rear cushion	VS942	365.25
1932	Rear backrest	VS943	120.25
33-34	Front cushion (2 required)	VS944	67.75
33-34	Front backrest (2 required)	VS945	65.25
33-34	Rear cushion	VS946	214.00
33-34	Rear backrest	VS531	115.50

Pickup

1932	Front cushion, driver's side	VS806	67.75
1932	Front cushion, passenger side	VS807	67.75
1932	Front backrest	VS808	105.50
1933	Front cushion	VS809	105.50
1933	Front backrest	VS808	105.50
1934	Front cushion	VS811	106.75
1934	Front backrest	VS812	97.50
35-41	Front cushion, pickup & commercial	VS813	121.00
35-41	Front backrest, pickup & commercial	VS814	195.75
35-37	Front cushion, 1-1/2 ton trucks	VS815	87.50
35-37	Front backrest, 1-1/2 ton truck	VS814	195.75
42-47	Front cushion, does not come with bracket, must have original	VS819	188.75
42-47	Front backrest, does not come with hinge, must have original	VS820	261.25

Station Wagon

1932	Front cushion, driver's side	VS806	109.50
1932	Front cushion, passenger side	VS807	67.75
1932	Front backrest	A5000WA2	100.75
1932	Jump seat cushion (middle) (2 required)	A5000WA3	67.00
1932	Jump seat backrest (middle) (2 required)	A5000WA4	63.50

1932	Rear cushion	A5000WA5	103.00
1932	Rear backrest	A5000WA6	100.50
33-34	Front cushion	VS960	105.50
33-34	Front backrest	VS961	105.50
33-34	Jump seat cushion (middle) (2 required)	VS962	73.50
33-34	Jump seat backrest (middle) (2 required)	VS963	64.50
33-34	Rear cushion	VS964	119.50
33-34	Rear backrest	VS965	114.50
35-37	Front cushion	VS970	120.75
35-37	Front backrest	VS971	115.50
35-37	Middle cushion	VS980	112.25
35-37	Middle backrest	VS981	108.75
35-37	Rear cushion	VS982	122.50
35-37	Rear backrest	VS983	116.25
35-37	Jump seat cushion (2 required)	VS984	75.25
35-37	Jump seat backrest (2 required)	VS985	56.25
1939	Front cushion	VS986	124.00
1939	Front backrest	VS987	164.00
1939	Middle cushion	VS988	166.25
1939	Middle backrest	VS989	146.00
1939	Rear cushion	VS990	162.25
1939	Rear backrest	VS991	180.25
1940	Front cushion	VS972	311.00
1940	Front backrest	VS973	134.00
1940	Middle cushion	VS974C	254.75
1940	Middle backrest	VS974B	191.75
1940	Rear cushion	VS975	205.25
1940	Rear backrest	VS976	161.00
41-48	Front cushion	VS992	510.50
41-48	Front backrest	VS993	208.50
41-48	Middle cushion	VS994	153.25
41-48	Middle backrest	VS995	189.25
41-48	Rear cushion	VS996	222.00
41-48	Rear backrest	VS997	198.00



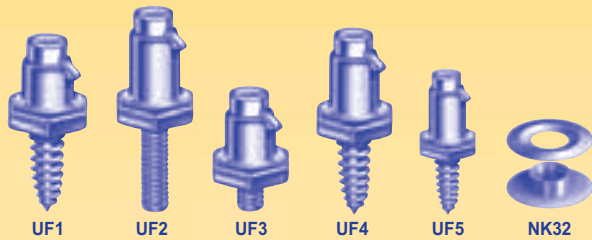
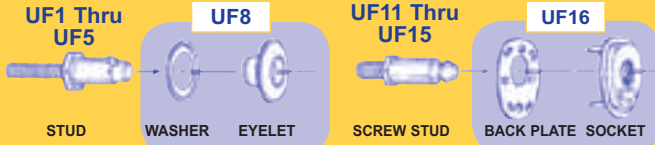


It's All About the Upholstery!

When ordering side curtains or side curtain fasteners sets it is necessary to know which type you have.

"CINCH"

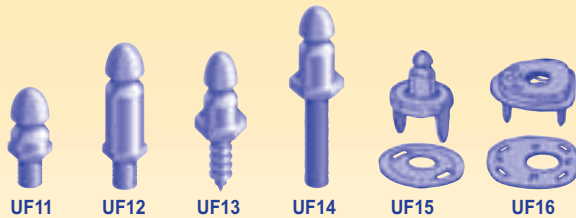
"LIFT-THE-DOT"



CINCH FASTENERS

A/R= As Required


ALL Cinch single stud on #10 wood screw, nickel (A/R) . . .	UF1	2.75
ALL Cinch double stud on #10-32 machine, nickel (A/R) . .	UF2	2.75
ALL Cinch single stud on #10-32 machine, nickel (A/R) . . .	UF3	2.45
ALL Cinch triple stud on #10 wood screw, nickel (A/R) . . .	UF4	2.45
ALL Cinch triple stud on #10 wood screw, nickel (A/R) . . .	UF5	2.45
ALL Hex nut #10-32, nickel (A/R)	NK32	0.15
ALL Cinch eyelet & washer set, nickel (A/R)	UF8	0.55 set



LIFT-THE-DOT FASTENERS

A/R= As Required

ALL Single stud with #10-32 machine thread, nickel (A/R)	UF11	1.10
ALL Double stud with #10-32 machine thread, nickel (A/R)	UF12	1.10
ALL Single stud on 1/2" wood screw, nickel (A/R)	UF13	1.60
ALL Single stud on 8/32" machine screw, nickel (A/R)	UF14	0.90
ALL Single stud with clinch type mount, nickel (A/R)	UF15	0.75
ALL Socket & backing plate for above studs, nickel (A/R)	UF16	1.15



DURABLE FASTENERS

A/R= As Required

ALL Durable stud on 3/8" self-tapping screw, nickel (A/R) . . .	UF21	0.75
ALL Durable stud on #10-32 machine screw, nickel (A/R) . . .	UF22	0.65
ALL Durable stud on 5/8" self-tapping screw, nickel (A/R) . . .	UF23	1.05
ALL Durable stud on eyelet, "Gypsy Stud," nickel (A/R)	UF24	0.35



SIDE CURTAIN ROD SOCKET, BODY SOCKETS & RODS

		A/R= As Required
30-38	Side curtain rod socket, Roadster & Phaeton, chrome, fit in top of doors	A180620 6.35
28-38	Body socket set, 6 sockets	A81002 22.50 set
28-38	Same as above, except sold individually	A81002EA 3.95
28-38	Body socket installation tool	A81002T 2.00
28-36	Side curtain fastener with ring	UF40 14.00
28-36	Tool for installing UF40	UF40T 14.50
1932	Roadster, side curtain rod set, original flat type	V180624 110.00 set
1932	Phaeton, side curtain rod set, original flat type	V180625 210.00 set
33-34	Roadster, side curtain rod set, original flat type	V180626 225.00 set
33-34	Phaeton side curtain rod set, original flat type	V180627 410.00 set
35-36	Roadster side curtain rod set, original type	V180628 210.00 set
35-36	Phaeton side curtain rod set, original type	V180629 410.00 set
1937	Roadster, side curtain rod set, original flat type	V180630 225.00 set
37-38	Phaeton, side curtain rod set, original flat type	V180631 495.00 set

SIDE CURTAIN FASTENER SETS

These sets include body, top iron & windshield fastener hardware required to install open car side curtains.

1932	Roadster, 23 pieces	USC32R	31.25 set
1932	Phaeton, 39 pieces	USC32P	53.95 set
33-34	Roadster, 28 pieces	USC334R	34.50 set
1933	Phaeton, 41 pieces	USC33P	52.25 set
1934	Phaeton, 50 pieces	USC34P	60.50 set
1935	Roadster, 20 pieces	USC35R	22.95 set
1935	Phaeton, 35 pieces	USC35P	48.95 set
1936	Roadster, 39 pieces	USC36R	52.95 set
1936	Phaeton, 55 pieces	USC36P	53.95 set

TOP BOW TO TOP IRON FASTENER SETS

These sets include the fastener hardware required to attach the top wood bows to the top irons.

1932	Roadster, 23 pieces	UTP32R	9.00 set
33-34	Roadster, 24 pieces	UTP3334R	3.00 set
33-34	Phaeton, 24 pieces	UTP3334P	3.00 set
35-36	Roadster, 18 pieces	UTP3536R	5.00 set
35-36	Phaeton, 14 pieces	UTP3536P	4.75 set
35-36	Cabriolet & Convertible Sedan, 16 pieces	UTP3536C	2.50 set
37-39	Cabriolet, Conv Coupe & Conv Sedan, 24 pieces	UTP3739C	5.00 set
41-48	Convertible, 22 pieces	UTP4148C	7.25 set

UPHOLSTERY TOOLS

ALL	Hogring pliers, installation tool, top quality, spring loaded	T4407U	25.25
ALL	Headliner installation tool, deluxe version, wooden handle for better grip, just like the professionals use	TOOL-13575	22.95
ALL	Same as above, except economy model	TOOL-7672	10.95

MISCELLANEOUS

A/R= As Required

46-48	Seat upholstery button, plastic, blue-gray (A/R)	51A-7063500-B	5.75
46-48	Seat upholstery button, plastic, gray-tan (A/R)	51A-7063500-C	5.75
ALL	Carpet fastener, nickel, 2 pieces (A/R)	UF26	1.15 set
ALL	Essentials Of Upholstery & Trim For Vintage & Classic Cars, for apprentice trimmers, 176 pages, 110 illustrations	UL	18.50
ALL	Antique Auto Body LEATHER WORK For The Restorer, authentic leather upholstery & trimming practice in great detail, 128 pages, 140 illustrations, a good book for anyone doing their own upholstery installation	CL	18.50



UPHOLSTERY & ROOFING SUPPLIES

Topping materials & Hidem welt are sold by the foot.
Cut goods are NOT returnable for any reason. Please order
As Required (A,R)

- 09-48 Tack strip, hard rubber, 1/2" x 3/8", replaces old or missing tack strips, **Sold By the Foot** . . . TACKSTRIP 1.25 foot
- 09-48 Same as above, **except** 1/8" x 5/8", **Sold By the Foot** . . . TACKSTRIP-F 1.25 foot



A36235CF (Closed)



A36235CF (Open)

- 09-48 Hidem welt upholstery trim, black, 5/8" wide trim used to fasten top material to wooden frame, **Sold By the Foot** . . . A36235CF 0.45 foot
- 09-48 Same as above, **except** brown, **Sold By the Foot** . . . A36235CF/BRN 0.45 foot
- 09-48 Same as above, **except** green, **Sold By the Foot** . . . A36235CF/GRN 0.45 foot
- 09-48 Same as above, **except** maroon, **Sold By the Foot** . . . A36235CF/MAR 0.45 foot



T4402U




T4409U



T4408U

- 09-48 Cobra Long Grain vinyl roof material, 64" wide, closed cars, **Sold By the Foot** . . . T4402U 6.95 foot
- 09-36 Cobra Short Grain vinyl roof material, 54" wide, open cars, **Sold By the Foot** . . . T4409U 5.95 foot
- 09-36 Colonial vinyl roof material, the most authentic grain material that is currently available, 54" wide, open cars, **Sold By the Foot** . . . T4408U 5.95 foot



T4403U6
T4403U8



T4404U



T4405U



T4406U



RSP70

- 09-48 Top pad foam 60" x 72" x 1/4", closed cars. . . . T4403U6 10.95
- 09-48 Top pad foam 60" x 96" x 1/4", closed cars. . . . T4403U8 14.25
- 09-48 Upholstery tacks, 1/4 lb. box T4404U 2.00 box
- 09-48 Large head trim tacks, black, 1/4 lb. box T4405U 4.95 box
- ALL Hogring set, holds upholstery to springs, approximately 100 pieces. T4406U 2.95 set
- 28-59 Vinyl windlace, for use with our vinyl kits, T10 black, 10' VWL-T10 17.95 roll
- 28-59 Same as above, **except** T12 dark brown VWL-T12 17.95 roll
- 28-59 Same as above, **except** T13 gray VWL-T13 17.95 roll
- 28-59 Same as above, **except** T14 saddle VWL-T14 17.95 roll
- 28-59 Same as above, **except** T15 sandlewood VWL-T15 17.95 roll
- 28-59 Same as above, **except** T17 brown VWL-T17 18.95 roll
- 28-59 Same as above, **except** T20 green. VWL-T20 18.95 roll
- ALL Black top dressing, gives a new look to your old top, quart can. RSP70* 33.25 quart

* **HAZARDOUS MATERIAL**—can only be shipped ground within the U.S. because of government regulations.



ROBE RAIL CORDS

- 32-36 GreenRFP620GRN 120.00
- 32-36 GrayRFP620GRY 120.00
- 32-36 TanRFP620TAN 120.00
- 32-36 TaupeRFP620TPE 120.00



Typical Assist Strap



Assist Strap/Roberrail Brackets

ASSIST STRAPS

- 32-36 GreenRFP650GRN 80.95 pair
- 32-36 GrayRFP650GRY 105.00 pair
- 32-36 TanRFP650TAN 80.95 pair
- 32-36 TaupeRFP650TPE 110.00 pair
- 32-36 Assist strap brackets HW115 11.95 pair
- 37-48 Straps installed on your restored bracketsASSISTSTRAP 73.95

TOP HOLD DOWN STRAPS

- 28-32 Leather straps for securing the top when it is folded, 21" long, footman loops, hooks & screws included, Standard Roadster, blackA42146A 32.60 pair



ARM REST FORMS

- 32-48 Front arm rest form kit, passenger car, 10 pieces B-56665 59.00 kit
- 33-34 Rear arm rest form, Tudor, Fordor & Victoria. . .RFP1370 55.95 pair
- 41-48 Rear arm rest form, Sedans & CoupesRFP1380 60.50 pair



B-47380-3W



40-47380/82



68-47380/82



01C-8104101-C

INSIDE SUN VISOR BRACKETS

- 1932 3 window Coupe, Deluxe, dog leg style with hardware, chrome plated B-47380-3W 39.50 pair
- 33-34 Standard, with hardware, chrome plated 40-47380/82 39.50 pair
- 35-48 Chrome plated 68-47380/82 46.00 pair
- 38-47 Pickup & commercial, chrome plated. 01C-8104101-C 70.75 pair
- 38-47 Pickup & commercial, black01C-8104101-B 59.75 pair



It's All About the Upholstery!

**GET A FREE
SAMPLE CARD
OF THESE
MATERIALS!**

*Just ask for the sample card of
your choice from the list below.*

A pleasing range of authentic
& non-authentic
fabrics are available.
Sample cards are FREE!



SAMPLE CARDS FOR 1932-48 V8 FORDS

All 1932-48 V8 Fords

1932-36	Coupe & Cabriolet card, 76 fabric, vinyl swatches.....	SAMPLE-V1	FREE
1937-40	Coupe & Convertible card, 6 carpet swatches & 72 fabric, vinyl swatches	SAMPLE-V2	FREE
1941-48	Coupe, Convertible & Convertible Sedan card, 6 carpet swatches & 49 fabric, vinyl swatches	SAMPLE-V3	FREE
1932-36	Tudor card, 6 carpet swatches & 56 fabric, vinyl swatches	SAMPLE-V4	FREE
1937-40	Tudor card, 6 carpet swatches & 54 fabric, vinyl swatches	SAMPLE-V5	FREE
1941-48	Tudor card, 6 carpet swatches & 39 fabric, vinyl swatches	SAMPLE-V6	FREE
1932-36	Fordor card, 6 carpet swatches & 56 fabric, vinyl swatches.....	SAMPLE-V7	FREE
1937-40	Fordor card, 6 carpet swatches & 42 fabric, vinyl swatches.....	SAMPLE-V8	FREE
1941-48	Fordor card, 6 carpet swatches & 39 fabric, vinyl swatches.....	SAMPLE-V9	FREE
1932-52	Pickup, Phaeton, Roadster & Station Wagon card, 19 fabric, vinyl swatches	SAMPLE-V10	FREE



RAGGTOPP PRODUCTS

Bring your Top, Top Boot & Side Curtains back to "showroom condition" with the RAGGTOPP Cleaner & Protectant System!

RAGGTOPP CLEANER

- Safely removes tough stains
- Will not harm your top or other automotive finishes (glass, chrome or paint)
- Rinses off easily
- Environmentally friendly

Raggtopp brand convertible top cleaner, restores original look, excellent cleaner for removing dirt, sap & bird droppings, 16 oz. pump

RSP21438. 11.95



RAGGTOPP PROTECTANT FOR VINYL TOPS

- Has UV inhibitor to protect your top from the sun
- Repels mildew, dust, grease & dirt
- Contains no silicone
- Environmentally friendly

Convertible top protectant, for vinyl tops only, protects against hardening, cracking & UV fading, 16 oz. pump

RSP11415. 16.95



RAGGTOPP PROTECTANT FOR FABRIC TOPS

- Protects against hardening, cracking & UV fading.
- Extends life of older tops
- Helps maintain their appearance longer.

For fabric convertible tops only, 14 oz. spray can

RSP21414*..... 19.95



* **HAZARDOUS MATERIAL**—can only be shipped ground within the U.S. because of government regulations.




SEAT BELTS

(2 required)

If you haven't already installed seat belts in your V8, we highly recommend it. Our universal style seat belts feature a chrome lift latch & are available in 10 colors to match almost any interior. Sold per passenger, each belt includes washers, bolts & nuts to install. The 60" size is the standard, for a little extra breathing room, order the 74" length.

These seat belts do not include instructions on where & how to mount. Proper installation is at the risk & responsibility of the customer.

1,000s SOLD



**BE SAFE
WHEN
DRIVING**

**BUY
SEAT BELTS
TODAY!**

60" SEAT BELTS

ALL Black	SEATBELT-BLK60	23.95
ALL White	SEATBELT-WHT60	23.95
ALL Light gray	SEATBELT-LGR60	23.95
ALL Dark gray	SEATBELT-DGR60	23.95
ALL Light tan	SEATBELT-LTN60	23.95
ALL Dark tan	SEATBELT-DTN60	23.95
ALL Light blue	SEATBELT-LBL60	23.95
ALL Dark blue	SEATBELT-DBL60	23.95
ALL Bright red	SEATBELT-BRD60	23.95
ALL Dark red	SEATBELT-DRD60	23.95
ALL Black, with wrinkle finish black buckle.	SEATBELT-BB60BLK	36.95

74" SEAT BELTS

ALL Black	SEATBELT-BLK74	26.95
ALL White	SEATBELT-WHT74	26.95
ALL Light gray	SEATBELT-LGR74	26.95
ALL Dark gray	SEATBELT-DGR74	26.95
ALL Light tan	SEATBELT-LTN74	26.95
ALL Dark tan	SEATBELT-DTN74	26.95
ALL Light blue	SEATBELT-LBL74	26.95
ALL Dark blue	SEATBELT-DBL74	26.95
ALL Bright red	SEATBELT-BRD74	26.95
ALL Dark red	SEATBELT-DRD74	26.95
ALL Black, with wrinkle finish black buckle.	SEATBELT-BB74BLK	37.95

SEAT BELT RETRACTORS

ALL Want an easy way to keep your belts from falling out of the car & onto the ground, or getting tangled up in your legs? Simply clip on one of our retractors & your problem is solved. The next time you unbuckle your seat belt the roller will take care of getting it out of the way neatly & quickly. This is a great solution to a common problem. Great for the back seat too! Call for yours today! SEATBELT-CLIP



24.95 pair



SEATBELT-BLK60
SEATBELT-BLK74



SEATBELT-WHT60
SEATBELT-WHT74



SEATBELT-LGR60
SEATBELT-LGR74



SEATBELT-DGR60
SEATBELT-DGR74



SEATBELT-LTN60
SEATBELT-LTN74



SEATBELT-DTN60
SEATBELT-DTN74



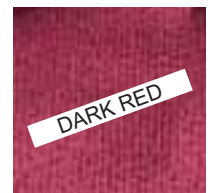
SEATBELT-LBL60
SEATBELT-LBL74



SEATBELT-DBL60
SEATBELT-DBL74



SEATBELT-BRD60
SEATBELT-BRD74



SEATBELT-DRD60
SEATBELT-DRD74

Call (800) 777-0948 to Place Your Order, or Order Online at macsautoparts.com

Shop online TODAY for our selection of more than 75,000 parts for your vehicles!



Carpeted Floor Mats

These top-quality floor mats do not come pre-cut for pedals, but are a beautiful accessory. The grip-lock non-skid backing keeps them from sliding around on your floor. Available with or without embroidered logo. Logo mats are NOT returnable. The logo will appear on the floor mats only & will be located in the heel area of the mat

Please specify your color choice & if you want a logo, tell us that number too!

32-48	4 pieces, carpeted mat set, plain, 4 pieces	8880-PLAIN	89.95 set
32-48	4 pieces, carpeted mat set, with embroidered logo on front two, 4 pieces	8880-LOGO	119.95 set
ALL	2 pieces, carpeted floor mat set, plain	6660-PLAIN	64.95 set
ALL	2 pieces, carpeted floor mat set, with embroidered logo	6660-LOGO	104.95 set

Available colors: Black #11, Red #12, Ford Blue #13, Dark Saddle #14, Dark Green #15, Ford Maroon #21, Medium Ford Blue #22, Fawn #23, Aqua #24 & Emberglo #25.



OFFICIAL LICENSEE OF FORD MOTOR COMPANY TRADEMARK PARTS



Logo #223



Logo #116



Logo #233



Logo #148



Logo #111

For 8880-LOGO & 6660-LOGO specify logo number when ordering.



Black #11



Red #12



Ford Blue #06



Ford Maroon #13



Dark Saddle #14



Dark Green #15




Medium Ford Blue #22



Fawn #23



Aqua #24



Emberglo #25



Car Covers, Poly-Cotton

Poly-cotton covers are made of a 65-35 poly-cotton blend. The soft cotton inside won't hurt the most delicate lacquer paint job. The exterior is treated for optimum protection & water repellency. This design allows a cover to "breathe." All covers have special built-in elastic tensioners to assure a snug fit. Not recommended for outdoor use. They are machine washable. Covers weigh from 12 to 16 pounds depending upon style.

Table listing car models and prices for Poly-Cotton covers, including Roadster, Coupe, and Sedan options.

Table listing car models and prices for Poly-Cotton covers, including 1932 and 33-34 models in various configurations.

Car Cover Material Sample Card

Samples of both materials. item # SAMPLE-CARCOVER FREE

Car Covers, Technalon


Technalon covers are made of gray color Technalon. Simply put, it's the best! These are the most rain resistant "breathable" car covers on the market. They are made from a triple fabric. Again, they are a high-tech three-layer fabric, lightweight, pliable in all weather conditions & don't smell, rot or mildew. The outside & inside cover are made of long fibers which make the fabric very tough but very soft & non-abrasive. The middle layer is made of shorter fibers that catch water but still allows air to circulate. These covers have double stitched seams & neoprene elastic sewn into the hems at the front & rear for a snug, perfect, custom fit! They come equipped with non-scratch plastic grommets reinforced into the lower sides, which will accommodate the tie down rope. This is an inexpensive investment for a valuable paint job!

Table listing car models and prices for Technalon covers, including Roadster and Coupe options.

Table listing car models and prices for Technalon covers, including 1932 and 33-34 models in various configurations.



Neoprene elastic sewn in front & rear hems.



Durable, double-stitched, overlapped seams.



Reinforced, non-scratch grommets can be used with tie-down rope or vinyl-coated cable & lock (optional).



OFFICIAL LICENSEE OF FORD MOTOR COMPANY TRADEMARK PARTS

Logos placed on front of cover

Add a logo for just \$25.00! Add CCLOGO to your order & specify which logo you would like. Please note, car covers with a logo are non-returnable.



Car Cover Accessories


ALL Car cover lock, secure your cover so it doesn't blow off in the wind, comes complete with lock, cable & snap-together grommets CCL-1 9.95



ALL Car cover antenna grommet, if you can't unscrew your antenna mast, you can cut a slit in your car cover & this grommet will keep the edges from fraying CCAG-1 3.95



ALL Storage bag, works for any & all car covers for storage & protection ZBAG 9.95



Call (800) 777-0948 to Place Your Order, or Order Online at macsautoparts.com

Shop online TODAY for our selection of more than 75,000 parts for your vehicles!



All glass is clear AS1 safety glass 1/4" thick. This modern safety glass works very well & presents no fitting or installation problems. Your glass will be shipped by UPS in special boxes that insure safe delivery. Most shipments will be made within 14-28 working days of the receipt of your order. Because of the risk of damage in shipment, MAC's will not ship glass out of the contiguous United States.

Always specify the exact year & body style of your car.

The following codes are used below to describe the glass:

W = windshield, **D** = door glass, **Q** = quarter glass, **B** = back glass, **V** = vent glass (where "DD" appears it indicates 2 door windows, "QQ" indicates 2 quarter windows, etc.) 41-48 curved rear window glass is not available.

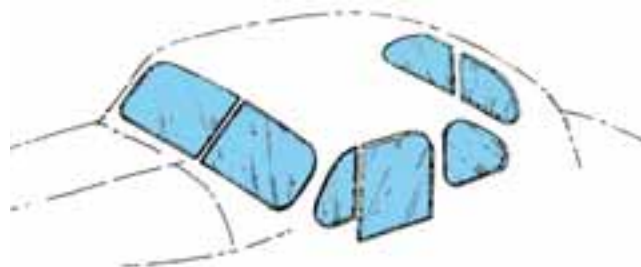
OS Glass listed on this page is oversized & cannot be shipped outside the continental U.S.

Individual Pieces of Glass

32-36	One-piece windshield, passenger & pickup	VGW1	140.00
37-40	Two-piece windshield pieces, passenger & pickup (2 required)	VGW2	80.00 pc.
41-48	Two-piece windshield pieces, passenger 41-47 pickup (2 required)	VGW3	80.00 pc.
48-52	One-piece windshield, pickup	VGW4	140.00
32-48	Front door window, passenger & pickup (2 required)	VGFD	80.00 pc.
32-48	Rear door window, passenger (2 required)	VGRD	80.00 pc.
40-48	Front vent window, passenger & pickup (2 required)	VG V	45.00 pc.
32-48	Rear quarter window, movable, except Tudor (2 required)	VGQA	80.00 pc.
32-48	Rear quarter window, movable, Tudor (2 required)	VGQT	90.00 pc.
32-48	Rear quarter window, fixed, passenger (2 required)	VGQF	80.00 pc.
32-36	One-piece rear window, passenger, 37-48 pickup	VGB1	80.00
37-40	Two-piece rear window, passenger (2 required)	VGB2	80.00 pc.
Note: 1941-1948 curved rear window glass is not available.			
1932	* Wind wing glass, plain, open car, tempered glass	VGWW32OC	60.00 pair
33-34	* Wind wing glass, plain, closed car, tempered glass	VGWW3334CC	60.00 pair
35-36	* Wind wing glass, plain, open car, tempered glass	VGWW3536OC	80.00 pair
* Not Available Tinted.			

Always specify the exact year & body style of your car when ordering the individual pieces above.

Window Glass Sets



Roadster & Phaeton Glass

32-39 W, B, Roadster & Phaeton VG50 170.00 set

Coupe Glass

1932	* W, DD, B, 3 window Coupe	VG51A	380.00 set
33-34	* W, DD, B, 3 window Coupe	VG51B	380.00 set
35-36	* W, DD, B, 3 window Coupe	VG52	380.00 set
1932	W, DD, QQ, B, 5 window Coupe	VG53A	380.00 set
33-34	W, DD, QQ, B, 5 window Coupe	VG53B	380.00 set
35-36	W, DD, QQ, B, 5 window Coupe	VG54	380.00 set
37-39	WW, DD, QQ, BB, 5 window Coupe	VG55	410.00 set
1940	WW, VV, DD, QQ, BB, 5 window Coupe	VG56	410.00 set
41-48	WW, VV, DD, QQ, 5 window Coupe	VG57	500.00 set

* Specify stationary or moveable rear window

Tudor Glass

1932	W, DD, QQ, B, Tudor	VG58A	500.00 set
33-34	W, DD, QQ, B, Tudor	VG58B	500.00 set
35-36	W, DD, QQ, B, Tudor	VG58C	500.00 set
37-39	WW, DD, QQ, BB, Tudor	VG59	500.00 set
1940	WW, VV, DD, QQ, BB, Tudor	VG60	500.00 set
41-48	WW, VV, DD, QQ, Tudor	VG61	500.00 set

Fordor Glass

1932	W, DDDD, QQ, B, Fordor	VG62A	500.00 set
33-34	W, DDDD, QQ, B, Fordor	VG62B	500.00 set
35-36	W, DDDD, QQ, B, Fordor	VG62C	500.00 set
37-39	WW, DDDD, QQ, BB, Deluxe Fordor	VG63	500.00 set
37-39	WW, DDDD, QQ, BB, Standard Fordor	VG63A	500.00 set
1940	WW, VV, DDDD, QQ, BB, Fordor	VG64	500.00 set
41-48	WW, VV, DDDD, QQ, Fordor	VG65	500.00 set

Pickup Glass

1932	W, DD, B, pickup	VG66A	360.00 set
33-34	W, DD, B, pickup	VG66B	360.00 set
35-36	W, DD, B, pickup	VG67	360.00 set
37-47	WW, DD, B, pickup	VG68	360.00 set
48-50	W, VV, DD, B, pickup	VG69	425.00 set

Convertible Glass

1940	No rear window, WW, DD, VV	VG71	450.00 set
1941	No rear window, WW, DD, VV	VG70	360.00 set

Note: 1941-1948 curved rear window glass is not available.

ALL GLASS LISTED IS ALSO AVAILABLE WITH TINT!

GREEN—comparable to modern automotive tint, sample piece #GLASSGREEN.

LITE GREY—lite blackish tint appearance, sample piece #GLASSGREY.

LITE BRONZE—lite brown tint appearance, sample piece #GLASSBRONZE.



Add 35% onto all glass prices for tinted glass!! The swatches provided above are color simulations only, because of variations in catalog printing, MAC's suggests you order a sample. Send \$1.00 for each 1" x 1" tinted sample you desire, letting us know which sample(s) you're interested in!!

* Custom Order Tinted Glass Is Not Returnable For Any Reason.*



To please the perfectionist we offer Concours grade window glass sets, intended for car show & points competition automobiles. These are superior quality 1/4" laminated safety glass (AS1 CAT-II). Exposed edges are beautifully polished or black edged & the original manufacturers sandblasted script (logo & date, sometimes referred to as the "bug") are duplicated to reproduce the O.E.M. appearance (because they're

concours, tint options are not available). These details are applied with great care & meticulous craftsmanship.

Black edging refers to the process used to seal exposed glass edges & was necessary in the early years of automobile glass manufacturing. Early laminated safety glass often separated at the edges, allowing water & other contaminants between the panes. The solution was to seal the

edges with a sealant. Advances in the laminating process rendered black edging obsolete in 1941, but our supplier has re-discovered this lost art for the detail oriented customer.

Your glass will be shipped by UPS in special boxes that insure safe delivery. Most shipments will be made within 14-28 working days of the receipt of your order. Because of the risk of damage in shipment, MAC's will not ship glass out of the contiguous United States.

The following codes are used below to describe the glass:

W = windshield, **D** = door glass, **Q** = quarter glass, **B** = back glass, **V** = vent glass (where "DD" appears it indicates 2 door windows, "QQ" indicates 2 quarter windows, etc.)

OS ALL GLASS LISTED ON THIS PAGE IS NON-RETURNABLE!

Glass listed on this page is oversized & cannot be shipped outside the continental U.S.

When ordering etched window glass set, you must provide the year, make & model of your vehicle. Please also be prepared to give the month of production for your vehicle, as it is necessary for receiving the current logo. If you are unsure of this, please see page 57 for VIN info.

Etched Window Glass Sets

Roadster & Phaeton Glass

32-39 W, B, Roadster & Phaeton VG50EFS 350.00 set

Coupe Glass

1932 * W, DD, B, 3 window Coupe VG51AEFS 1050.00 set

33-34 * W, DD, B, 3 window Coupe VG51BEFS 900.00 set

35-36 * W, DD, B, 3 window Coupe VG52EFS 975.00 set

1932 W, DD, QQ, B, 5 window Coupe VG53AEFS 1000.00 set

33-34 W, DD, QQ, B, 5 window Coupe VG53BEFS 1000.00 set

35-36 W, DD, QQ, B, 5 window Coupe VG54EFS 1050.00 set

37-39 WW, DD, QQ, BB,

5 window Coupe VG55EFS 800.00 set

1940 WW, VV, DD, QQ, BB,

5 window Coupe VG56EFS 1100.00 set

41-48 WW, VV, DD, QQ, 5 window Coupe VG57EFS 910.00 set

* Specify stationary or moveable rear window

Tudor Glass

1932 W, DD, QQ, B, Tudor VG58AEFS 1300.00 set

33-34 W, DD, QQ, B, Tudor VG58BEFS 1600.00 set

35-36 W, DD, QQ, B, Tudor VG58CEFS 1600.00 set

37-39 WW, DD, QQ, BB, Tudor VG59EFS 1500.00 set

1940 WW, VV, DD, QQ, BB, Tudor VG60EFS 1650.00 set

41-48 WW, VV, DD, QQ, Tudor VG61EFS 1300.00 set

Fordor Glass

1932 W, DDDD, QQ, B, Fordor VG62AEFS 1400.00 set

33-34 W, DDDD, QQ, B, Fordor VG62BEFS 1500.00 set

35-36 W, DDDD, QQ, B, Fordor VG62CEFS 1400.00 set

37-39 WW, DDDD, QQ, BB,

Deluxe Fordor VG63EFS 1400.00 set

37-39 WW, DDDD, QQ, BB,

Standard Fordor VG63AEFS 1400.00 set

1940 WW, VV, DDDD, QQ, BB, Fordor VG64EFS 1500.00 set

41-48 WW, VV, DDDD, QQ, Fordor VG65EFS 1275.00 set

Pickup Glass

1932 W, DD, B, pickup VG66AEFS 875.00 set

33-34 W, DD, B, pickup VG66BEFS 800.00 set

35-36 W, DD, B, pickup VG67EFS 875.00 set

37-47 WW, DD, B, pickup VG68EFS 710.00 set

48-50 W, VV, DD, B, pickup VG69EFS 840.00 set

Convertible Glass

1940 No rear window, WW, DD, VV VG71EFS 700.00 set

1941 No rear window, WW, DD, VV VG70EFS 760.00 set



Examples of the etchings that will be added according to your specific month & year. Please be sure to specify when ordering so you get the correct etching.

Window Glass Accessories

- ALL Glass bedding, 10' roll, rubber & cork composition, holds glass into the windshield frame or glass channels A45963X 7.50 roll
- ALL Glass silicone sealer, black, 10 oz. cartridge (as required) . . . RSP408BL 9.75
- ALL Glass silicone sealer, clear, 10 oz. cartridge (as required) . . . RSP408C 9.75
- ALL Plastic glass installation tool RSP216 1.50
- ALL Hook tool, used to install the windshield & back glass. RSP253 10.95
- ALL Hook tool, use to adjust seal edges without puncturing or tearing, clean trim & glass grooves or access hard to reach places RSP254 15.50
- ALL Glass cleaner, made especially for cleaning automotive windows, clean up your old glass, 16 oz. spray can (as required) . . . RSP12* 4.95
- ALL Quick release agent, makes removal of windshield & back glass easier by softening or dissolving the old adhesive, 14 oz. spray can (as required) RSP958* 14.95

* HAZARDOUS MATERIAL—can only be shipped ground within the U.S. because of government regulations.

Call (800) 777-0948 to Place Your Order, or Order Online at macsautoparts.com

Shop online TODAY for our selection of more than 75,000 parts for your vehicles!



All of these wood kits, assemblies & pieces listed here are made of kiln-dried wood & consist primarily of oak, ash & maple as original.

Door Pillars & Headers

Right Header

1932	3 window Coupe	VWD604	137.75
1932	5 window Coupe	VWD608	131.75
1932	Tudor	VWD612	214.75
1933	Tudor	VWD624	215.75
1934	5 window Coupe	VWD622	103.75

Right Pillar

1932	5 window Coupe	VWD606	137.75
1932	Tudor	VWD610	141.75
33-34	3 window Coupe	VWD618	219.75

Left Header

1932	3 window Coupe	VWD603	137.75
1932	5 window Coupe	VWD607	131.75
1932	Tudor	VWD611	214.75
1933	Tudor	VWD623	215.75
1934	5 window Coupe	VWD621	103.75

Left Pillar

1932	5 window Coupe	VWD605	137.75
1932	Tudor	VWD609	141.75
33-34	3 window Coupe	VWD617	219.75

Filler Set

1932	Fordor	VWD633	86.50 set
33-34	5 window Coupe	VWD636	65.75 set

Please allow 4-6 weeks for all wood parts.

Windshield Headers

1932	Tudor, Fordor, 5 window Coupe & Sedan Delivery	VWD502	65.50
33-34	Roadster & Phaeton	VWD701	113.50
35-36	Roadster & Phaeton	VWD702	206.75

Roof Rib Kits

1932	5 window Coupe, includes side rails	VWD102	271.75 kit
1932	Tudor & Fordor, includes side rails	VWD103	335.50 kit
33-34	5 window Coupe	VWD108	86.50 kit
33-34	Tudor Sedan	VWD111	128.50 kit
33-34	Fordor Sedan	VWD112	128.50 kit
35-36	3 window Coupe	VWD114	86.25 kit
35-36	5 window Coupe	VWD115	86.25 kit
35-36	Tudor & Fordor	VWD116	103.75 kit

Rear Window Wood Assemblies

1932	5 window Coupe	VWD402	113.25
1932	Tudor & Fordor Sedan	VWD403	86.25
1933	3 & 5 window Coupe	VWD405	155.00
1934	3 & 5 window Coupe	VWD407	155.00

Miscellaneous Wood Items

1932	Quarter window wood assembly, 5 window Coupe	VWD907	163.75 pair
1933	Quarter window wood assembly, 5 window Coupe	VWD908	163.75 pair
1934	Under quarter window wood set, 5 window Coupe	VWD909	33.75 set
33-34	Quarter window support set, 5 window Coupe	VWD910	31.50 set
33-34	Windshield pillar tack strip set, closed car	VWD914	27.25 set
35-36	Windshield pillar tack strip set, closed car	VWD915	31.50 set

EXTERIOR BODY PAINT

Acrylic Lacquer (as required)

All paints listed on these pages are PPG brand & mixed according to their original Ditzler formulas. Paint, whether opened or not, is not returnable. Experience reveals that 10 coats of color is the point of diminishing return. Most experts agree that more than this amount of color leads to surface troubles. Applying sufficient color to the largest type early V8 can consume as much as six quarts of color or material before thinning.

All lacquer paint is available in either, quart or gallon size.

If you want a quart, add a "Q" to the end of the part number where the "#" is. If you want a gallon, add a "G" to the end of the part number where the "#" is.

Example: RSPD346G = Gallon of the black paint.

		Quart	Gallon
09-48			
09-10	Brewster Green Medium ■	RSPD1017#	119.95 404.95
09-48	Black	RSPD346#	87.95 290.95
26-28			
26-27	Moleskin Brown ■	RSPD544#	119.95 404.95
26-28	Gunmetal Blue ■	RSPD436#	119.95 404.95
28-36			
1928	French Gray ■	RSPD586#	119.95 404.95
1928	Dawn Gray ■	RSPD434#	119.95 404.95
1928	Arabian Sand Light ■	RSPD432#	119.95 404.95
1928	Copra Drab ■	RSPD440#	144.95 404.95
28-29	Stone Brown	RSPD1016#	119.95 404.95
28-29	Niagara Blue ■	RSPD438#	119.95 404.95
28-36	Old Ivory ■	RSPD295#	119.95 404.95
28-36	Manila Brown ■	RSPD2000#	119.95 404.95
28-36	Andalusite Blue ■ ■	RSPD121#	119.95 404.95

These two books are essential to finding the right color to order for your car. They have all year information & paint chips to ensure you get the original color for your car, or a new color of your choice.



■ = samples are in book "RMB"
■ = samples are in book "VB25"

RMB
\$29.75

VB25
\$33.50

29-36

			Quart	Gallon
29-30	Straw ■	RSPD526#	131.95	404.95
29-31	Apple Green ■	RSPD519#	131.95	404.95
29-31	Ford Maroon ■	RSPD1011#	167.95	444.95
29-31	Vermilion Red ■ ■	RSPD1412#	161.95	715.95
29-31	Moleskin Brown ■	RSPD544#	119.95	404.95
29-36	Elkpoint Green ■	RSPD543#	131.95	404.95
29-36	Brewster Green ■	RSPD1247#	119.95	404.95
29-36	Bronson Yellow ■	RSPD545#	161.95	524.95
29-36	Kewanee Green ■	RSPD546#	131.95	444.95



EXTERIOR BODY PAINT

		Quart	Gallon			Quart	Gallon
30-36							
30-31	French Gray ■	.RSPD586#	119.95	404.95			
30-31	Copra Drab ■	.RSPD440#	144.95	404.95			
30-36	Chicle Drab ■	.RSPD91#	119.95	404.95			
31-36							
1931	Vineyard Green ■ ■	.RSPD1470#	119.95	404.95			
1931	Tacoma Cream ■	.RSPD1245#	119.95	404.95			
31-32	Washington Blue ■	.RSPD1246#	131.95	404.95			
31-36	Lombard Blue ■	.RSPD1009#	119.95	404.95			
31-36	Riviera Blue ■	.RSPD1013#	119.95	404.95			
31-36	Stone Deep Gray ■	.RSPD1015#	119.95	404.95			
32-40							
1932	Winterleaf Brown Light ■	.RSPD986#	144.95	404.95			
1932	Ford Maroon ■	.RSPD1011#	167.95	444.95			
1932	Brewster Green Medium ■	.RSPD1017#	119.95	404.95			
1932	Mulberry Maroon	.RSPD1046#	119.95	404.95			
32-36	French Gray ■	.RSPD586#	119.95	404.95			
32-36	Washington Blue Medium	.RSPD1014#	119.95	404.95			
32-36	Stone Brown	.RSPD1016#	119.95	404.95			
32-36	Pembroke Gray	.RSPD1160#	119.95	404.95			
32-36	Orange ■	.RSPD1166#	169.95	404.95			
32-36	Maroon Medium	.RSPD1248#	119.95	404.95			
32-36	Bonnie Gray ■	.RSPD116#	131.95	404.95			
32-36	Rock Moss Green ■	.RSPD117#	119.95	442.95			
32-36	Seal Brown ■	.RSPD118#	119.95	404.95			
32-36	Rose Beige ■	.RSPD119#	119.95	404.95			
32-36	Chelsea Blue	.RSPD120#	119.95	404.95			
32-36	Vagabond Green	.RSPD122#	119.95	442.95			
32-36	Dutchess Blue ■	.RSPD123#	119.95	404.95			
32-36	Balsam Green ■	.RSPD124#	119.95	404.95			
32-36	Medium Cream ■	.RSPD125#	119.95	404.95			
32-36	Lawn Green	.RSPD159#	119.95	404.95			
32-36	Valley Green ■	.RSPD161#	145.95	404.95			
32-36	Tunis Gray ■	.RSPD180#	119.95	404.95			
32-36	Arabian Sand Light ■	.RSPD432#	119.95	404.95			
32-36	Arabian Sand Dark	.RSPD433#	119.95	404.95			
32-36	Dawn Gray ■	.RSPD434#	119.95	404.95			
32-36	Gunmetal Blue ■	.RSPD436#	119.95	404.95			
32-36	Niagara Blue ■	.RSPD438#	119.95	404.95			
32-36	Niagara Blue Dark	.RSPD439#	119.95	404.95			
32-36	Copra Drab ■	.RSPD440#	144.95	404.95			
32-36	Cigarette Cream	.RSPD451#	119.95	404.95			
32-36	Winterleaf Brown Dark	.RSPD499#	144.95	404.95			
32-36	Straw ■	.RSPD526#	131.95	404.95			
32-36	Moleskin Brown ■	.RSPD544#	119.95	404.95			
32-39	Coach Maroon ■	.RSPD1471#	144.95	404.95			
32-40	Vermilion Red ■ ■	.RSPD1412#	161.95	715.95			
33-36							
1933	Old Chester Gray ■	.RSPD1027#	119.95	404.95			
1933	Duncan Blue ■	.RSPD1296#	130.95	404.95			
33-34	Emperor Brown ■	.RSPD1295#	119.95	404.95			
33-36	Tacoma Cream ■	.RSPD1245#	119.95	404.95			
34-38							
1934	Cordoba Gray ■	.RSPD1469#	119.95	404.95			
34-35	Dearborn Blue ■	.RSPD1442#	119.95	444.95			
34-36	Poppy Red ■	.RSPD536#	161.95	524.95			
34-38	Vineyard Green ■ ■	.RSPD1470#	119.95	404.95			
35-38							
35-36	Apple Green ■	.RSPD519#	131.95	404.95			
35-38	Gunmetal Gray ■ ■	.RSPD1551#	119.95	404.95			
36-38							
36-38	Washington Blue ■	.RSPD1246#	131.95	404.95			
36-38	Cordoba Tan ■	.RSPD1549#	144.95	404.95			
37-40							
1937	Autumn Brown ■	.RSPD1759#	119.95	404.95			
1937	Turquoise Blue	.RSPD1761#	119.95	404.95			
1937	Dalmation Green ■	.RSPD1762#	119.95	404.95			
1937	Silver Wing Gray ■	.RSPD1764#	119.95	404.95			
1937	Adobe Tan ■	.RSPD1769#	119.95	404.95			
1937	Dearborn Blue ■	.RSPD1442#	119.95	444.95			
37-38	Bright Vineyard Green	.RSPD1770#	144.95	404.95			
37-40	Throne Brown ■ ■	.RSPD283#	144.95	404.95			
38-39							
1938	Avon Blue ■	.RSPD1088#	119.95	404.95			
1938	Wren Tan Dark ■	.RSPD1771#	119.95	404.95			
1938	Dearborn Blue ■	.RSPD1442#	119.95	444.95			
38-39	Dartmouth Green ■	.RSPD1772#	119.95	404.95			
39-41							
1939	Cordoba Gray ■	.RSPD1469#	119.95	404.95			
1939	Tropical Green ■	.RSPD1780#	119.95	404.95			
1939	Cream	.RSPD81174#	119.95	404.95			
1939	Jefferson Blue ■	.RSPD1775#	119.95	404.95			
1939	Mercury Blue Poly	.RSPD14191#	119.95	404.95			
39-40	Folkstone Gray ■	.RSPD1776#	119.95	404.95			
39-41	Cloud Mist Gray ■	.RSPD1787#	119.95	404.95			
40-41							
1940	Como Blue Poly ■	.RSPD1798#	119.95	404.95			
1940	Garnet Maroon	.RSPD50102#	161.95	524.95			
1940	Yosemite Green ■	.RSPD1800#	131.95	404.95			
1940	Sahara Tan	.RSPD2285#	119.95	404.95			
1940	Lyon Blue	.RSPD13907#	119.95	404.95			
1940	Mandarin Maroon ■	.RSPD1796#	161.95	649.95			
40-41	Cotswald Gray Poly	.RSPD32931#	119.95	404.95			

HAZARDOUS MATERIAL NOTE:

All paints are HAZARDOUS MATERIALS & cannot be shipped via air mail or outside U.S. This "HAZARDOUS MATERIAL" can be shipped only by surface & only within the U.S. Sorry, no sales at all to foreign countries.

Call (800) 777-0948 to Place Your Order, or Order Online at macsautoparts.com

Shop online TODAY for our selection of more than 75,000 parts for your vehicles!

EXTERIOR BODY PAINT



Acrylic Lacquer (as required)

All paints listed on these pages are Ditzler according to their original formulas. Paint, whether opened or not, is not returnable. Experience reveals that 10 coats of color is the point of diminishing return. Most experts agree that more than this amount of color leads to surface troubles. Applying sufficient color to the largest type early V8 can consume as much as six quarts of color or material before thinning.

All acrylic paint is available in either, quart or gallon size.
 If you want a quart, add a "Q" to the end of the part number where the "#" is. If you want a gallon, add a "G" to the end of the part number where the "#" is.
Example: RSPD3927G = Gallon of the Mayfair Maroon paint.

		Quart	Gallon
1941			
1941	Mayfair Maroon ■ RSPD3927#	184.95	649.95
1941	Lockhaven Green ■ RSPD3925#	119.95	404.95
1941	Harbor Gray ■ RSPD3929#	119.95	404.95
1941	Conestoga Tan Poly RSPD2482#	119.95	404.95
1941	Seminole Brown RSPD20091#	119.95	404.95
1941	Florentine Blue RSPD3937#	130.95	404.95
1941	Palisade Gray RSPD44253#	119.95	404.95
1941	Cayuga Blue RSPD14654#	119.95	404.95
1942			
1942	Phoebe Gray Poly RSPD33160#	119.95	404.95
1942	Village Green RSPD44280#	119.95	404.95
1942	Moselle Maroon ■ RSPD3948#	119.95	404.95
1942	Fathom Blue RSPD3947#	119.95	404.95
46-47			
1946	Silver Sand Poly ■ RSPD3992#	119.95	404.95
1946	Greenfield Green RSPD3990#	119.95	404.95
1946	Modern Blue RSPD10989#	119.95	404.95

		Quart	Gallon
46-47	Dark Slate Gray Poly ■ RSPD3991#	119.95	404.95
46-47	Dynamic Maroon ■ RSPD3989#	161.95	524.95
46-47	Navy Blue #2 ■ RSPD3982#	119.95	404.95

		Quart	Gallon
47-48			
1947	Monsoon Maroon RSPD50666#	168.95	524.95
1947	Rotunda Gray RSPD32819#	119.95	404.95
47-48	Pheasant Red RSPD5010#	119.95	404.95
47-48	Maize Yellow ■ RSPD8027#	119.95	404.95
47-48	Parrot Green Poly RSPD44410#	119.95	404.95
47-48	Blue Gray Poly ■ RSPD3040#	130.95	404.95
47-48	Feather Gray ■ RSPD3004#	119.95	404.95
47-48	Glade Green ■ RSPD4046#	119.95	404.95
47-48	Barcelona Blue ■ RSPD1036#	119.95	404.95

		Quart	Gallon
1948			
1948	Strato Blue RSPD19903#	119.95	404.95

These two books are essential to finding the right color to order for your car. They have all year information & paint chips to ensure you get the original color for your car, or a new color of your choice.



RMB
\$29.75



VB25
\$33.50

■ = samples are in book "RMB"
 ■ = samples are in book "VB25"

Acrylic Enamel (as required)

All acrylic paint is available in either, quart or gallon size.
 If you want a quart, add a "Q" to the end of the part number where the "#" is. If you want a gallon, add a "G" to the end of the part number where the "#" is.
Example: RSPD9000EG = Gallon of the Black paint.

		Quart	Gallon
09-48			
09-48	Black RSPD9000E#	89.95	299.95
1939			
1939	Jefferson Blue ■ RSPD15228E#	89.95	299.95
1939	Mercury Blue Poly RSPD14191E#	89.95	299.95
39-40			
39-40	Folkstone Gray RSPD33242E#	114.95	299.95
39-41			
39-41	Cloud Mist Gray ■ RSPD44331E#	114.95	299.95
1940			
1940	Garnet Maroon RSPD50640E#	104.95	334.95
1940	Sahara Tan RSPD2285E#	89.95	299.95
1940	Lyon Blue RSPD13907E#	89.95	299.95
1941			
1941	Mayfair Maroon ■ RSPD2150E#	144.95	479.95
1941	Lockhaven Green ■ RSPD45022E#	89.95	299.95
1941	Harbor Gray RSPD33265E#	89.95	343.95
1941	Florentine Blue RSPD13991E#	89.95	299.95
1941	Cayuga Blue RSPD14654E#	89.95	299.95
1941	Phoebe Gray Poly RSPD33160E#	89.95	299.95

		Quart	Gallon
1942			
1942	Village Green RSPD44280E#	89.95	299.95
1942	Fathom Blue ■ RSPD12802E#	89.95	299.95
1946			
1946	Silver Sand Poly ■ RSPD22296E#	89.95	299.95
1946	Greenfield Green RSPD43918E#	89.95	299.95
1946	Botsford Blue Green RSPD31296E#	89.95	299.95
46-47			
46-47	Dynamic Maroon ■ RSPD50930E#	139.95	404.95
1947			
1947	Parrot Green Poly RSPD44410E#	89.95	299.95
47-48			
47-48	Maize Yellow ■ RSPD82123E#	89.95	299.95
47-48	Blue Gray Poly ■ RSPD14480E#	89.95	299.95
47-48	Feather Gray RSPD32897E#	89.95	299.95
47-48	Glade Green RSPD45209E#	103.95	299.95
47-48	Barcelona Blue RSPD13477E#	89.95	299.95
47-48	Rotunda Gray RSPD32819E#	89.95	299.95
1948			
1948	Strato Blue RSPD19903E#	89.95	299.95

HAZARDOUS MATERIAL NOTE:
 All paints are HAZARDOUS MATERIALS & cannot be shipped via air mail or outside U.S. This "HAZARDOUS MATERIAL" can be shipped only by surface & only within the U.S. Sorry, no sales at all to foreign countries.



MAC's is here to help you get ready for long term or winter storage!

Up here in the north, we put our toys away for the winter so they stay looking as good as possible. MAC's can provide you with all the products that will make that as easy as 1-2-3!

At the top of the list is Fuel Stabilizer to keep that precious fuel from getting gummy over the winter. Next, keep that battery at full charge with our AccuMate Power Charger. If you want to be able to roll your prized possession around without having to get inside it, we now carry Wheel Dollies for quick, easy rolling of any car. Also don't forget to protect your fenders while you work on your car with a fender cover.

Fuel Stabilizer

The ideal formulation to add to the gas tank when storing vehicles for extended periods. It not only prevents varnish & tank corrosion, it has a no alcohol formula & will not attack rubber lines or diaphragms, as many other fuel stabilizers do. This is the best product on the market & our customers swear by it. Call & order yours today!



ALL One quart bottle, one ounce of this product will keep 3 gallons of fuel fresh for at least 3 years RSP101* 28.95 quart

AccuMate® Power Charger


Nothing is worse than pulling your car out of storage & finding out your battery is dead. MAC's has a way to keep that from ever happening again, our AccuMate Power Charger. AccuMate is an advanced fully automatic battery charger & maintainer for all 6 & 12 volt lead-acid batteries. It will bring your battery up to a full charge & then go into standby mode. If your battery goes below a pre-determined level, the charging process is immediately restarted. Since it operates on normal 110-volt household current & only costs pennies to operate, plug it in & forget about it. From now on, your battery will always be ready.



ALL AccuMate Power Charger, 2-year factory backed warranty. 10655-TEND 64.95

Wheel Dolly Set

Have you ever wanted to push a car sideways to get it out of the way? If that car was on one of our new Auto Dolly sets, you could! Each Auto Dolly is constructed from 1/4" thick steel for extra durability & long life. The tough polyurethane casters turn on top-quality ball bearings to make for smooth rolling, even on rough surfaces. With each dolly carrying a load rating of 1500 lbs., you can move a 6000 lb. car or truck easily & safely. This is a "tool" every restorer should have, call for yours today!



ALL 4-piece set, 12" wide, red painted finish. ACC-DOLLY-12 159.95 set

Fender Covers

MAC's presents the ultimate in a fender cover, The Fender Gripper. Created to solve the problem of fender covers sliding off the car, it is made up of a non-slip, soft & pliable yet strong, PVC material. It is fully washable & impervious to motor oil, gasoline, carb cleaner & transmission, power steering & brake fluids. Its size, 22" x 34", is perfect for your fenders. The grippy surface keeps your tools in place too! Call us today to place your order.



ALL Black, with the Ford oval in white FG-FORDOVAL 19.95



ALL Black, with the original "Ford Motor Company" logo in white. FG-FOMOCO 19.95

ALL Black, with "Mercury" logo in white. FG-MERCURY 19.95



* HAZARDOUS MATERIAL—can only be shipped ground within the U.S. because of government regulations.

Call (800) 777-0948 to Place Your Order, or Order Online at macsautoparts.com

Shop online TODAY for our selection of more than 75,000 parts for your vehicles!



STOP RUST PERMANENTLY!



These products are designed to work as a complete system. When used together, these products provide a coating that will not only stop rust, but will prevent it from returning.

Here's How it Works...

Step 1—Degrease & Clean

Marine Clean™ degreaser/cleaner will remove dirt, grease, wax & other contaminants that could interfere with the restoration. Before you apply ANY rust preventive paint or coating, you **MUST** remove any oily film or residue!

Step 2—Neutralize Rust

METAL READY™ provides the best adhesion on any surface including aluminum & shiny polished metal surfaces. While neutralizing rust, it etches metal, creating an ideal anchor pattern for coatings such as POR-15®, while leaving a zinc phosphate film to promote chemical bonding of paint & steel.

Step 3—Stop Rust Permanently

POR-15® is designed to be coated right onto rusty surfaces. It leaves a beautiful, rock-hard finish that won't crack, chip or peel & stops rust **PERMANENTLY!** The secret is in its nonporous surface. It doesn't let moisture reach the surface of the painted metal, so no rust can form. POR-15® is also flexible, so it can withstand twisting without cracking, but it has a tougher finish than ordinary paint, so it can survive what no paint can.

Auto | Farm | Marine | Industrial | Home



**Paint
Right
Over
Rust!**

POR-15 Solvent

No more hard cleanup! This solvent is specially formulated by the makers of the entire POR line to make for easy cleanup or thinning of POR-15®.



All POR-15 products are considered HAZARDOUS MATERIAL & can only be shipped by ground /surface within the U.S. because of government regulations.

Step #	Description	Item #	Price
Step 1	Marine Clean, 1 gallon	POR-403	20.95 gallon
Step 2	Metal-Ready, quart	POR-407	17.95 quart
Step 3	POR-15, Gloss black, quart	POR-105	44.95 quart
Step 3	POR-15, Semi-gloss black, quart	POR-101	44.95 quart
Step 3	POR-15, Silver, quart	POR-103	44.95 quart
—	Starter kit, Gloss black	POR-506	19.95 kit
—	Starter kit, Silver	POR-508	19.95 kit
—	Starter kit, Semi-gloss black	POR-510	19.95 kit
—	Solvent	POR-402	11.95 quart

Still Skeptical?

Try one of our **Super Starter Kits** for only \$19.95. They include everything you'll need to test out these incredible products. Each kit contains: One half pint of MARINE CLEAN™, one half pint of METAL-READY™, a 4 oz. can of POR-15®, two wooden handle paint brushes & a pair of special high dexterity surgical latex gloves.



Give your mouldings, bumpers, grille or any bright metal a permanent shine with Glisten PC



Glisten PC is the ultimate clear coat for aluminum, chrome & stainless steel. Developed to enhance the shine of polished metals, it has set new performance standards in adhesion, corrosion protection, flexibility & UV stability. You can spray or brush it on, it flows out; never leaves brush marks & is dry in about an hour. Once cured it won't crack, chip or yellow. If you want to protect your trim, Glisten PC is the product to use.

Glisten PC, gloss, pint	POR-621	34.95
Glisten PC, gloss, quart	POR-622	57.95
Glisten PC, gloss, gallon	POR-623	198.95
Glisten PC, semi-gloss, pint	POR-631	34.95
Glisten PC, semi-gloss, quart	POR-632	57.95
Glisten PC, semi-gloss, gallon	POR-633	198.95

You can achieve a brilliant finish on all metals with an application of Glisten PC, but to really maximize that shine, treat it to a coat of Metal Prep beforehand. Metal Prep is required when working with brass, copper or aluminum as it gives the Glisten PC a better surface to adhere to. The results will speak for themselves. Get yours today!

Metal Prep, 20 oz.	POR-641	13.95
Metal Prep, gallon	POR-642	35.95

Always wear gloves when working with these products!



Topcoats



These topcoats are specially formulated to work with POR-15®. They are non-UV sensitive, highly flexible, nonporous & extremely scratch & chip resistant, just like POR-15®.

CHASSIS COAT BLACK™ top coat dries to a satiny semi-gloss that is correct for most 1950s & newer car & truck frame & suspension pieces.

BLACKCOTE™ top coat is the glossy black used on car or truck frame & suspension pieces in the early fifties & before.

METAL MASK™ top coat is a super tough coating that looks just like bare metal. Now you can protect your steering box, spindle, leaf springs, coil springs, master cylinder & anything that requires a bare metal finish.

Primer



If you choose to use a non POR topcoat over your POR-15®, it is recommended that you first apply **TIE-COAT PRIMER™**. No need to rough up or de-gloss the POR-15® surface. Apply the TIE-COAT PRIMER™ & you are ready for the paint of your choice.

BLACKCOTE™ top coat is the glossy black used on car or truck frame & suspension pieces in the early fifties & before.

Vinyl Protectant

Lasts for Months, not Days!



POR-15® has developed a vinyl protectant that outperforms all the rest, **BOSS GLOSS™**. The key to the difference is a greater percentage of solids in this formula. They make it work better & last longer than those popular national brands. You'll only have to use this product once to see the difference.

High Temperature Topcoats

We carry high-tech coatings that can withstand high temperatures from 1200° to 1400° F. They resist cracking, chipping & peeling & won't burn off. They can be brushed or sprayed on.



No Burning or Discoloration

Steering Wheel Restoration

You can bring that cracked steering wheel back to it's original beauty with our new POR-15® Steering Wheel Restoration Kit. We give you everything you need to get the job done. Can be used on shift & dash knobs too!

Each kit includes the following:

- Marine Clean Spray Cleaner
- Contoured Sanding Block
- Red Scuff Pad (360–400 grade)
- High Gloss Polishing Compound
- Polyester Primer & Surfacer With Hardener
- Spray Bottle/Cartridge for Primer & Enamel
- Gray (600–800) Scuff Pad Sandpaper
- Detailed, Illustrated Instruction Book
- Steering Wheel Sanding Board
- POR Epoxy Putty
- Surgical Latex Gloves
- Saw, File & Drill Bit
- Tack Cloth

A Must for Restorers



Seam Sealer



This is the ultimate filler & seam sealer! **POR-PATCH™** is a highly concentrated paste form of POR-15®, available in a tube. It dries hard as a rock, but remarkably remains flexible. Once dry it is totally impervious to fuels & solvents. With its applicator tube & thick consistency, it's perfect for seams & holes. Its incredible formula allows you to bond steel to plastic, wood or concrete!

Description	Item #	Price
Chassis Coat Black	POR-201	48.95 quart
Black Cote	POR-203	48.95 quart
Metal Mask	POR-206	48.95 quart
Black Velvet- 1200°	POR-306	30.95 pint
Factory Manifold Gray- 1400°	POR-304	30.95 pint
POR-20- 1400°	POR-302	32.95 pint
Tie-Coat Primer	POR-601	29.95 quart
POR-Patch—black	POR-701	17.95 4 oz. tube
POR-Patch—white	POR-702	17.95 4 oz. tube
Boss Gloss	POR-801	17.95 8 oz. bottle
Steering Wheel Kit	POR-901	91.95 kit



Oils

- | | | | | | | |
|-------|---|--|--|--|------|------|
| | | | | | | |
| 09-48 | 30W Oil, 1 quart bottle, non-detergent. . . OIL/30W | | | | 4.50 | |
| ALL | Today's readily available motor oil is formulated specifically for new cars & their roller rocker arms. An additive, ZDDP, zinc has been reduced over the years to a level now where using it in a flat tappet equipped engine can cause excessive wear on your camshaft. ZDDPlus restores ZDDP to the level that existed when your classic car engine was designed. Adding a bottle each time you change your oil will significantly reduce camshaft wear. It's compatible with all the new formula, high quality oil, so add ZDDPlus to your oil change routine & give your engine the protection it deserves. 4 oz. bottle ZDDPLUS | | | | | 9.95 |
| 09-48 | 600W Oil, for rear end & transmission, improved 600W oil carries a minimum viscosity index of 2270 & has none of the additives that could attack bronze or brass parts, 1 quart bottle. 600W | | | | 8.00 | |
| ALL | Penetrating Oil, almost instantly cuts thru rust, corrosion & scale, a super product we use in our shop, 11 oz. spray can. RSP13* | | | | 4.95 | |
| ALL | Marvel Mystery Oil, top cylinder oil, effectively frees sticky valves & tappets reducing internal rust & corrosion, 16 oz. container MARVEL | | | | 4.50 | |

Greases & Lubricants

- | | | | | | | |
|-----|---|--|--|--|------|--|
| | | | | | | |
| ALL | Wheel Bearing Grease, Timken, a must have for installing any new bearings & cups, contains special additives to prevent rust & reduce wear, 1 pound container GREASE | | | | 5.50 | |
| ALL | Water Pump Grease, also can be used as chassis lubewaterproof & temperature resistant, 14-1/2 oz. cartridge . GREASE/WP | | | | 5.25 | |
| ALL | White Grease, water resistant, use on speedometer cables hinges, latches, linkage & sliding windows, 12 oz. spray can RSP19* | | | | 6.95 | |
| ALL | Permatex Assembly Lube, adheres to surfaces, preventing scuffing & galling during start-up, great for use on engine bearings, camshafts, lifters, valves, guides, rocker shaft assemblies & timing components, 4 oz. RSP103 | | | | 4.50 | |
| ALL | Permatex Dielectric Tune-up Grease, protects electrical connections & wiring from corrosion, use on electrical connections, spark plug boots, light bulbs & battery terminals, .33 oz. RSP104 | | | | 3.25 | |



- | | | |
|-----|--|------|
| ALL | Distributor Cam Lube, made with silicone, 7/8 oz. A12210L | 7.95 |
| ALL | Speedometer Cable Lube, graphite type, formulated specially for long-life, all temperature lubricant of speedometer cable, 1/2 fluid oz. A17260L | 2.50 |

Water Wetter®

- | | | |
|-----|---|------|
| ALL | Is your engine running hot? Cool it off with Water Wetter®. Adding one 12 oz. bottle to 12-16 quarts of coolant can drop the operating temperature up to 30°. Not only that, you will also be reducing rust, corrosion & electrolysis in your cooling system. It's modern science for your classic car. Call us & place your order today! WET-H2O | 9.95 |
|-----|---|------|



Cleaners & Degreasers

- | | | | | | | | |
|-----|---|--|--|--|--------------|--|--|
| | | | | | | | |
| ALL | Cleaner & Degreaser, spray on-wash off, 13 oz. spray can RSP11* | | | | 4.45 | | |
| ALL | Glass Cleaner, made especially for cleaning automotive windows, clean up your old glass, 16 oz. spray can . . . RSP12* | | | | 4.95 | | |
| ALL | Carburetor Cleaner, acts in seconds, great on old carburetors, eliminates varnish & gum, 13 oz. spray can . . RSP14* | | | | 5.95 | | |
| ALL | Electric Motor Cleaner, no insulation damage, instant penetration, contains no carbon tetrachloride, 19 oz. spray can RSP18* | | | | 4.95 | | |
| ALL | Armorall Cleaner, specially formulated to remove ground-in dirt, grease, road grime & brake dust, safe for all surfaces like your dash, seat covers & carpet, 20 oz. pump RSP21 | | | | 5.95 | | |
| ALL | Permatex Heavy Duty Radiator Cleaner, 1 quart bottle. RSP27 | | | | 12.25 quart. | | |
| ALL | Permatex Gasket Remover, quickly removes all type of baked on gaskets, adhesives & sealants, 12 oz. spray RSP52* | | | | 5.95 | | |
| ALL | Quick Release Agent, makes removal of windshield & back glass easier by softening or dissolving the old adhesive, 14 oz. spray can RSP958* | | | | 14.95 | | |

* **HAZARDOUS MATERIAL**—can only be shipped ground within the U.S. because of government regulations.



ALL Suction Gun, incredibly useful for removing old fluids from transmissions, differentials & other places that are normally difficult to drain (like Ford rear ends) M3412 13.25



Protectants

ALL Black Top Dressing, restores the shiny black look of weatherbeaten tops, 1 quart can RSP70* 33.25 quart.

ALL Battery Protector, seals terminals & coated area prevents corrosion, cuts current loss, 5 oz. spray can RSP15* 3.95

ALL Rubberized Undercoat, protects against road salt, repels water & deadens sound while remaining flexible, seals & insulates fender wells, frames, fuel tanks, door panels, firewalls, rocker panels & anywhere else you need rust protection, 17 oz. spray can. . . RSP49* 9.95



Permatex Anti-Seize Lubricant

A blend of aluminum, copper & graphite lubricants. Perfect for easy removal of spark plugs & cylinder or exhaust head bolts

ALL 1 oz. tube RSP102 3.95



Sealers

ALL Gas Tank Slushing Compound, this sealer is a great preventative maintenance item, it stops rust, leaks & corrosion permanently, resistant to alcohol & all fuels including Phase II oxygenated fuels, bonds to all metal or fiberglass gas tanks, outsells all other sealers, one can does several tanks, with instructions, 1 quart. . . RSP22A* 24.95 quart.



ALL Gas Line Fitting Sealer, put this non-hardening sealer directly on threads to prevent leaks, 4 oz., can with brush in lid, can also be used on gas guage nuts or as a gasket sealant. RSP25* 5.45

ALL Head Gasket Sealant, fills in imperfections, eliminates hot spots & prevents seizing of connection & fittings, copper formula, 9 oz. spray can RSP32* 8.15

ALL Permatex "Form-A-Gasket," silicone, replaces almost any cut gasket, 3 oz. tube RSP50 4.95

ALL Exhaust Sealant, hi-temp sealant to seal flange between manifold, pipes & muffler, replaces cork, rubber, silicone, felt & other cut gaskets to form a leak-proof seal, resists oil, grease, water, antifreeze mixture & transmission fluid, more flexible than conventional gaskets, can be used on water pumps, exhaust manifolds, valve covers, timing gear covers, transmission pans, water neck outlets or anyplace a high-performance gasket is needed, 3 oz. tube. . . A5251SEAL 4.95



ALL Glass Silicone Sealer, black, 10 oz. cartridge RSP408BL 9.75

ALL Glass Silicone Sealer, clear, 10 oz. cartridge RSP408C 9.75



ALL Strip Caulk, 3M, this is the original "Dum-Dum" that is used in many places on more modern cars such as the seams in metal, trunk floors, floorboards, the cowl/dash area & on the pillar post, 20 yards, a multi-use product that every workbench should have! 8578 15.95



Ragg Top Cleaner & Protectants

Bring your top, top boot & side curtains back to "showroom condition" with the RAGGTOPP cleaner & protection system.

Convertible Top Cleaner

- Safely removes tough stains
- Will not harm your top or other automotive finishes (glass, chrome or paint)
- Rinses off easily
- Environmentally friendly

ALL Restores original look, excellent cleaner for removing dirt, sap & bird droppings, 16 oz. bottle RSP21438 11.95

Convertible Vinyl Top Protectant,

- Has UV inhibitor to protect your top from the sun
- Repels mildew, dust, grease & dirt
- Contains no silicone
- Environmentally friendly

ALL For vinyl tops only, protects against hardening, cracking & UV fading, 16 oz. bottle RSP11415 16.95

Convertible Fabric Top Protectant,

- Protects against hardening, cracking & UV fading
- Extends life of older tops
- Helps maintain their appearance longer
- Extends the life of older tops

ALL For fabric tops only, 14 oz. spray can. RSP21414* 19.95



* HAZARDOUS MATERIAL—can only be shipped ground within the U.S. because of government regulations.



Adhesives



- ALL Weatherstrip Adhesive, flexible black rubber based adhesives, bonds all types of weatherstripping to painted or unpainted metal surfaces, resists oil, grease & solvents, extremely fast drying, exceptional bonding strength, waterproof, easy to brush & spread, adhesive stays permanently flexible & rubbery, never dries out or becomes hard, black, 5 oz. tube RSP28 9.25
- ALL Weatherstrip Adhesive, excellent adhesive when installing foam & sponge rubber type seals, like trunk lid weatherstrip, yellow, 5 oz. tube . . . RSP89 8.95
- ALL Vinyl & Upholstery Adhesive, a general trim adhesive for carpeting, jute & fabric, necessary for most headliner installations, 3M brand, 18.1 oz. spray can. RSP29* 14.75
- ALL Vinyl Adhesive, light colored, non-staining adhesive & sealer is quick drying & used on closed car roofs, 3M brand, clear, 5 oz. tube. RSP31 8.50



- ALL Running Board Contact Cement, special for rubber-to-metal applications, enough for 1 car, 1 pint can RSP53* 13.50 pt.
- ALL Super Trim Adhesive, the best adhesive for securing headliners & vinyl tops, strong enough for heavyweight hood pads & insulation, 3M brand, yellow, 18.1 oz. spray can. RSP79* 17.95
- ALL Instant Bond Adhesive, works on rubber & even foam, 20 gram bottle. 11067-2 2.95

Kanberra Gel

An all-natural odor eliminator, perfect for off-season storage of your vehicle. It can even be used in your home! Purifies & protects, by eliminating mold, mildew, fungus & bad odors.



- ALL **NEW** 2 oz., use in Roadsters, Coupes & pickups KG2 15.95
- ALL **NEW** Same as above, **except** 4 oz., use in full size vehicles KG4 25.95
- ALL **NEW** Same as above, **except** 8 oz., use in boats & basements. KG8 39.95
- ALL **NEW** Same as above, **except** 16 oz., use in yachts, RV's & air filtrations systems. KG16 74.95

Enamels & Primers



- 26-41 Engine Enamel, Ford green, correct engine color for 1926-1941 Fords, heat resistant up to 300° F, 12 oz. spray can. RSP6* 4.25
- 26-41 Engine Enamel, Ford green, correct engine color for 1926-1941 Fords, heat resistant up to 300° F, 1 quart can. RSP6Q* 15.50 quart.
- 42-48 Engine Paint, Ford blue, also 1941-47 commercial, 12 oz. spray can. RSP54* 4.25
- ALL Engine Enamel, black, dry in minutes, heat resistant up to 300° F, 12 oz. spray can RSP5* 6.00



- ALL Black Lacquer, automotive high gloss, fast drying, 12 oz. spray can. RSP7* 6.50
- 49-51 Engine Paint, Mercury green, also 48-53 PU, 12 oz. spray can RSP83* 6.95
- ALL Manifold & Exhaust Paint, black, hi-temp, resistant up to 1200° F. Dries in 5 minutes, 12 oz. spray can RSP8* 7.50
- ALL Hi Temp Cast Iron Gray Paint, 12 oz. spray can RSP96* 8.95



- ALL Cast Blast, sand blast your cylinder heads & other cast parts & then give them a coat of cast blast to keep them looking clean & new, 12 oz. spray can RSP86* 6.95
- ALL Alumi Blast, restores a new aluminum look to cleaned or sandblasted parts, 12 oz. spray can RSP87* 7.95
- ALL Engine Paint, semi-gloss black, for brackets & suspension parts, 12 oz. spray can RSP85* 6.95
- 60-77 Ford & Mustang medium blue, high temperature-up to 300° F, 12 oz. spray can RSP80* 6.95

* **HAZARDOUS MATERIAL**—can only be shipped ground within the U.S. because of government regulations.



- ALL Engine Paint, argent color, brackets & suspension parts, 12 oz. spray can. RSP84* 13.95
- ALL Heater Box Paint, black, wrinkle finish for heater box, 12 oz. spray can. . . RSP100* 6.95
- ALL Gloss Clear Enamel, use under the hood on hoses, wires & plastic to get a shiny new appearance, 12 oz. spray can. RSP88* 6.95
- ALL Chrome Paint, great for bumpers or refinishing the metal reflector of tail lights, backup lights & parking lights for increased visibility, 12 oz. spray can. RSP24* 5.95



- ALL Metal Primer, brown (red oxide), use after sheet metal repairs as a base coat for paint, 10 oz. spray can. . . . RSP1* 6.95
- ALL Aluminum Metal Primer, green, zinc chromate, for use on galvanized steel, aluminum, white metals & steel, 12 oz. spray can. RSP3* 7.95
- ALL Cold Galvanizing, chemically bonds to bare metal, provides durable film, with more than 90% zinc, excellent rust protectant, 15 oz. spray can RSP4* 8.95

Sound Deadener & Insulation

- ALL Jute Backing, this is a synthetic jute, this is that material that was installed at the factory behind your kick panels, it was also behind quarter trim panels & under the carpet & overall it served as a sound deadener, 1/2" thick x 36" W x 72" L B13000 19.95



- ALL Enhance your driving enjoyment. Modern cars use much more sophisticated materials to lessen road noise & vibrations inherent in all vehicles. MAC's is proud to offer the best sound deadener on the market, Dynamat Xtreme®. Originally created to improve stereo performance, many restorers & hot rodders use Dynamat Xtreme® to create a quieter cabin environment. 18" x 32" sheet, this is an easy to use "peel & stick" format. Just peel away the backing paper & the factory applied adhesive does the rest DYNAMAT-0433 29.95



- ALL Insulation Sheet, a well-insulated firewall, transmission tunnel & floor pans are a must for any restoration or street rod, the V700770X insulation sheet with a space-age reflective foil bonded on both sides & rated R18.3 (700° F heat resistance), can also be used in kick panels, rumble seat panels, inside door panels & under carpeting, 48" x 72" x 5/16". V700770X 32.00



Miscellaneous



- ALL Permatex Prussian Blue, for precision fitting of valves gears, bearings & other machined surfaces, 3/4 fluid oz. PG3 3.75
- ALL Insulating Varnish, won't char, crack or deteriorate, for armatures & magneto coil assemblies, resistant to chemical, oil & moisture, 16 oz. spray can . . . RSP16* 6.50
- ALL **NEW** Gas Tank Etch, use as a prep for your tank, before applying the tank sealer (RSP22A). Removes light buildup of rust from inside the tank & leaves a gray protective phosphate coating. 1 pint should handle up to a 30-gallon tank. . . . RSP106* 11.95
- ALL Gas Additive, lead substitute, does 20 gallons, reduces valve & seat wear, a great way to prolong engine life, 12 oz. container. . . LS+ 4.95
- ALL Fuel Stabilizer, the ideal formulation to add to the gas tank when storing vehicles for extended periods, prevents varnish & tank corrosion, no alcohol formula, will not attack rubber lines or diaphragms, 1 quart RSP101* 28.95 quart
- ALL Belt Dressing, increases belt life by preventing dry rot & cracking helps increase performance, 5 oz. spray can RSP10* 3.95



- ALL Permatex Valve Grinding Compound, for hand & machine grinding, 1.5 oz. tube RSP26 3.90
- ALL Teflon Tape, use between spring leaves, 520" TAPE 1.95 roll

- ALL **NEW** Graphite Lube, use on leaf springs, disassemble the spring, paint it & then apply lube to the bottom of each leaf, will help to cut down friction & squeaks, also great on hinges & linkage. RSP105* 7.95



- ALL Simichrome Polish, for brass, chrome or nickel or stainless steel, the best polish we have ever found, made in Germany, 1.76 oz. tube POLISH 6.75
- 09-48 Spoke Brush, makes cleaning tough wire & wood wheels easy. BRUSH 4.15

- ALL Battery Mat, absorbs & neutralizes battery acid & vapors, great protective accessory, 8" x 12", trim down to fit BATMAT 5.95



Use plastigage for precision fitting of valves, gears, bearing & other machined surfaces, one package is usually enough to do one car.

- ALL Plastigage, range .001"-.003". PG1 2.25 pkg
- ALL Plastigage, range .002"-.006". PG2 1.95 pkg

* HAZARDOUS MATERIAL—can only be shipped ground within the U.S. because of government regulations.

Call (800) 777-0948 to Place Your Order, or Order Online at macsautoparts.com

Shop online TODAY for our selection of more than 75,000 parts for your vehicles!



- 28-48 Stud removal tool, use to cut swedges, enabling you to remove & replace pressed-in studs without damaging the drum. A1107T 89.95
- 28-48 Stud installation tool, use with a 20 ton hydraulic press to swedge the shoulder against the drum, instructions included A1109T 7.95



- 28-48 Rear wheel puller, reproduction of K.R. Wilson ABV-156, eliminates the hassle of rear hub removal, won't damage the axle A1114T 170.00
- 28-48 Rear wheel puller, does a great job while not harming the hub, no more hard pulling, top quality economy version A1113T 75.00



- 09-48 Knock-off type wheel puller, zinc plated, remove the axle nut & washer, screw on the knock-off tool & hit the end of the tool with a hammer to loosen the wheel. WK4235 2.90



- 26-35 Wire wheel spoke straightener, exact copy of original, helps get bent spokes back in position. A1015TOOL 73.50



- 09-48 Brake shoe lining riveting tool, removes old rivets, drills & countersinks lining & swedges new rivets, great for any home mechanic, instructions included X2018 25.00
- ALL **NEW** Brake shoe return spring pliers, allow for easier removal & installation of return springs, socket end used for removal, notched end used for installation TOOL-2035 24.95




- ALL **NEW** Hydraulic brake adjusting wrench, a two ended wrench makes adjusting your juice brakes a cinch, the 3/4" ring wrench has an angled drop, in order to better loosen the jam nut, the prong end is used in the adjusting cam to set the shoes adjustable heel, polished stainless steel, instructions included TOOL-2028 31.00

- 28-36 Brake shoe adjusting wedge wrench, slips over square end of A2041 A2041T 10.10



- 28-36 Front brake shaft bushing reamer, .559" fluted reamer, 13" long, so you can do both bushings at once. . . . B2082R 119.50



- 28-34 Rear brake camshaft bushing reamer, .688" A2227R 88.75



- 28-41 Spindle bolt (king pin) bushing reamer, .814", 19" long. A3111R 160.45



- 28-34 Tie rod end adjusting tool, removes the threaded plug from the tie rod or drag link end, large screw driver style blade on end. X3300 4.95

- 28-39 Spider installation tool, makes installing B3643 easier by giving you a larger surface to push on, spider tabs fit into the tool to hold it in place for alignment. B3643TOOL 7.75

- 28-48 Rear axle inner grease retainer tool, used to seat B4245, install seal on this tool & thread 1/2" piece of pipe in the other end, insert tool into axle & hit the end of the pipe to set the seal A4246 7.95



- ALL Bearing grease packer kit, applies fresh grease evenly to virtually any bearing. The old grease is forced out onto the cone for easy clean up, universal, 4-1/2" diameter cone X6150 9.50 kit



- ALL Seal puller, use on any oil or grease seal, place the tip behind the seal, press & pull. Universal, two tip sizes fit almost all applications X1175 9.50



- ALL Suction gun, incredibly useful for removing old fluids from transmissions, differentials & other places that are normally difficult to drain (like Ford rear ends) M3412 13.25








- 09-48 Driveshaft to U-joint line-up tool, exact reproduction, holds U-joint, allowing you to keep fingers out of the bell housing, use on any vehicle that has a closed driveshaft tube A7095T 28.00



- 28-34 Cylinder head puller, attaches to head with special screws that go into spark plug holes, 4 cylinder, Model B. A6010PULL 89.95



- 28-48 Stud installation & removal tool, for rusted-in, corroded, hard to remove exhaust or engine studs. . . . X6065  38.75
- 28-34 Cylinder head nut torque tool, 4 cylinder, Model B, allows you torque nuts by the distributor without removing the distributor . . . A6064T  25.75
- 28-34 Head stud thread repair kit, "Helicoil" style, use a 29/64" tap drill bit, 8 pieces, 4 cylinder, Model B. . . A6065RK  28.95 kit
- 28-34 Head stud drill bit, drill bit for A6065RK listed above, 4 cylinder, Model B. A6065RKD  9.75
- ALL Piston ring compressor, for installing pistons, 2-1/8" to 5" bore . . X6151  12.50
- 28-34 Camshaft rear lock nut tool, uses a 1-1/8" socket, will not damage the nut, retighten the nut after turning the engine over a few times, handy to have in the car on long trips A6251  18.75
- 32-54 Cam bearing tool, allows you to easily remove & install cam bearings, the driver head slips into the ID of the cam bearing, tapping the tool against the bearing with a hammer is all you need do to remove it from the block, V8 flathead 18-6260-TL  115.00
- 28-34 Engine turning tool, bolts to end of crankshaft, enables you to turn crankshaft with a socket wrench while rebuilding your engine, 4 cylinder, Model B A6303TL  9.50
- 09-48 Valve lapping tool, suction cup type, plastic T3052T  6.95
- 28-34 Valve guide removal tool, duplicate of K.R. Wilson original type, instructions included, 4 cylinder, Model B. A6500VGR  15.35
- 32-53 Valve guide removal tool, duplicate of original, long bar style. . . 91A-6510-TOOL  41.50
- 28-34 Valve guide remover tool, slips in under the valve to drive out valve guides, economy version, 4 cylinder, Model B A6500VGT  12.00
- 32-48 Adjustable tappet wrench, holds tappets up while adjusting. . . 91A-6500-WRN  8.95
- 28-34 Oil pump holder pin, holds pump in place temporarily when you drop the oil pan, 4 cylinder, Model B. . . B6600TOOL  8.75
- 28-48 Clutch disc alignment tool, aligns disc with the pilot bearing when installing a new disc A7550T  3.95
- 36-38 Stromberg carburetor main jet wrench, CNC milled stainless steel, this sturdy wrench will work on original & aftermarket jets, knurled top end for excellent control, with precise, accurate fit at jet end 67-9533-W  29.95
- 28-53 Bendix starter drive barrel compressor, this tool slides over the starter shaft, allowing you to fully compress the Bendix drive for easier installation or removal. Instructions are included, for use with B11350M A11350TOOL  16.25
- 28-34 Water pump packing nut wrench, do not over-tighten your pack nut . . A8501W  1.75
- 28-34 Distributor bushing reamer, .500", 6" spiral fluted, helps to align both bushings A12132R  82.75
- 28-34 Distributor cam wrench, holds cam when adjusting cam screw, 4 cylinder, Model B. A12213  1.10
- 28-34 Distributor cam wrench with Z bend, easier to use than A12113, you don't need to remove the distributor body when using this wrench, 4 cylinder, Model B A12213Z  3.15




28-48 Ignition & coil tester kit, checks for correct coil polarity, comes with instructions, for 6 or 12 volts systems, negative or positive grounds A12110 23.75 kit



28-48 "C-Spark" voltage tester, tests coil, points & condenser voltage produced, includes instructions, for 6 or 12 volt systems, negative or positive grounds A12111 18.95



28-34 Spark plug hole tap, 7/8" - 18 pipe thread, use with a 5/8" socket wrench, 4 cylinder, Model B A12407 41.95



ALL Light bulb pliers, a convenient tool for removing various sizes of round socket type bulbs TOOL-BULB 22.50



28-48 Hinge pin removal tool kit, uses 3 graduating pins to push your old hinge pins out of the hinge, includes instructions V46335PULL 24.25 kit

ALL Windshield setting tool, will not scratch or chip glass RSP216 1.50



ALL "Hook" tool, used to install windshield & back glass RSP253 10.95



ALL Hook tool, use to adjust seal edges without puncturing or tearing, clean trim & glass grooves or access hard to reach places RSP254 15.50

ALL Headliner installation tool, economy version, professional tool for aiding in the installation of your headliner TOOL-7672 10.95



ALL Deluxe headliner installation tool, deluxe version, has wooden handle for better grip, just like the professionals use, a necessary tool to have if you plan on installing your headliner yourself TOOL-13575 22.95



32-48 Escutcheon tool, enables you to use your body weight to make installation & removal of escutcheons easier, with this tool your hands will remain free, allowing you to remove the door or window handle fasteners, ends are rubber coated TOOL-22600-E 15.75



ALL **NEW** Trim, moulding & emblem tool set, made of heavy-duty flexible plastic, so they won't break or scratch your paint job, tools can be used on any trim work on your vehicle, there is a tool for almost any job you can think of, like removing moulding at the fastener point or glued-on weather stripping, the fine chisel-edged tools allow you to do it all without damage, 5 pieces TOOL-TRIM 14.95 set

ALL Tool bag, black vinyl, snap closure B17005 8.75



09-48 Bearing scraping tool, copy of the popular '20s era tool, hollow ground with triangle blade T3030T 10.90



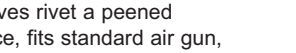
ALL Rivet tool, gives rivet a peened appearance, fits standard air gun, 1/4" diameter . . . X22902 16.95



ALL Rivet tool, gives rivet a peened appearance, fits standard air gun, 3/16" diameter . . . X22903 18.95



ALL Rivet tool, gives rivet a peened appearance, fits standard air gun, 5/16" diameter X22904 33.75



ALL Rivet upset tool set, includes bucking bar, hand held, will roll any tubular rivet, concave end fits rivet head to support the rivet while it is upset, can be used for brake linings, hood handles & clips, starter rod cover & more X22905 9.75 set



ALL Bucking bar, 3/8", used for hot forming a head on the back of round head frame rivets X22902B 17.25



ALL Waffle tool, for setting body rivets, use with .401" diameter shank air tool X22906 24.95



ALL Drill tool, for removing 3/16" head rivets from floor pans & bodies, finds the center of old rivets & guides drill X22907 19.55






Air Cleaner Decals



- 1933 Dry style air cleaner decal, passenger & pickup.DF1586 2.75
- 34-36 Dry style air cleaner decal, passenger & pickup.DF1 3.00



- 37-38 Dry style air cleaner decal, passenger & pickup.DF2 3.00
- 39-41 Hat style dry air cleaner decal, passenger & pickup, white & black. . . .DF6 3.50



- 46-48 Dry style air cleaner decal, passenger . .DF739 3.75
- 37-38 Oil bath air cleaner decal, passenger & pickup, white & black. . .DF462 3.50



- 39-41 Oil bath air cleaner decal, passenger & truck.DF4 3.00
- 42-48 Oil bath air cleaner decal, passenger & truck, also 42-47 pickup.DF28 3.00



- 32-48 Oil bath caution air cleaner decal, passenger & truck, gold & black.DF26 3.00
- 35-40 Accessory oil bath air cleaner decal, passenger & truck, blue & white.DF65 3.00



- 39-41 Heavy duty oil bath air cleaner decal, passenger & truck.DF754 3.75
- 48-51 Truck oil bath air cleaner decal.DF357 3.75

Jack Instruction Tags



- 37-38 PassengerDF1438 3.50
- 39-39 PassengerDF106 3.00
- 1940 PassengerDF18 2.75



- 39-40 MercuryDL127 2.50
- 1941 PassengerDF681 2.75
- 1942 PassengerDF682 2.75

Engine Compartment Decals



- 35-49 "AC" oil filter decal, passenger & truck, red & blackDF5 3.50
- 39-51 "FRAM" oil filter decal set, passenger & truck, 2 decals, gold & redDF64 3.75 set
- 35-36 Oil filler cap decal, passenger & truck, black & white.DF3 3.00



- 42-48 Fan blade oil decal, passenger & pickup, black & yellowDF27 3.00
- 46-48 Windshield washer bottle bracket decal, light blueDF685 3.75
- 48-52 Windshield washer bracket decal, truck, light blueDF686 3.75
- 46-48 "Trico" windshield washer decalDF1160 3.50

Speedometer Decals



- 1940 Mileage wheel decal setDF1301 4.25 set
- 42-47 Gauge decal set, includes oil, amp, temp & fuel, pickupDF883 8.25 set



- 42-47 Face plate decal, 1-1/2 ton truckDF1354 8.25

Ford Oval Decals



- ALL "Ford" oval decal, white letters on a blue background 3-1/2" x 1-1/2"DF361 3.95
- ALL "Ford" oval decal, same as above, except 6-1/2" x 3"DF362 4.95
- ALL "Ford" oval decal, same as above, except 9-1/2" x 4-1/2"DF363 5.95
- ALL "Ford" oval decal, same as above, except 17"DF364 6.95
- ALL "Ford" oval decal, blue on clear background, 17"DF1391 5.95



- ALL "Genuine Ford Parts" decal, 3" x 3-1/8"DF531 3.95



Interior Decals & Tags



- 32-48 Columbia windshield decalDF7 3.75
- 1941 Tire & oil pressure decal,
in glove box, passengerDF581 3.75
- 1942 Tire & oil pressure decal, in glove box,
passengerDF674 3.75



- 46-48 Tire & oil pressure decal, in glove box,
passengerDF128 3.50
- 39-40 Manifold heater decal, passenger
& truckDF126 3.75
- 1939 Manifold heater instruction tag,
passenger, 39-40 truckDF491 3.75



- 1940 Manifold heater instruction tagDF1223 3.50
- 1940 Hot air heater instruction cardDF1222 4.00
- 46-48 Heater instruction tag, passengerDF24 2.75
- 37-48 Clock warranty tag (New Haven),
passengerDF11 2.75



- 39-53 Battery warranty certificate, passenger
& pickupDF9 2.75
- 39-41 Owners service certificateDF34 2.75
- 46-48 Owners manual envelopeDF696 3.00



- 39-41 Service policy, passenger & pickupDF8 2.75
- 42-48 Service policy, passengerDF144 2.75
- 37-39 Antenna instruction tagDF591 3.75

Radio Tags



- 1940 Radio warranty tagDF21 2.75
- 46-48 Radio warranty tagDF22 2.75
- 46-48 Radio instruction tag, passengerDF23 2.75

Nostalgic Decals



- ALL "Smithy" muffer window decalDZ309 4.95
- ALL Island Dragway, NHRA Class Winner
window decalDZ61 4.95
- ALL Kil-Kare Dragstrip window decalDZ154 5.95
- ALL Lions Dragstrip window decalDZ215 4.95
- 1951 Bonneville, Hop Up Magazine window
decalDZ37 4.95



- 1952 Bonneville, Sta-Lube
window decalDZ39 5.95
- 1953 Bonneville, Bell Auto Parts
window decalDZ38 5.95
- 1954 Bonneville, Iskendarian Cams
window decalDZ40 5.95
- 1957 Bonneville, Iskendarian Cams
window decalDZ41 5.95
- 1959 NHRA, Moon Equipment 1959 Nationals
Participant window decalDZ150 5.95

Bumper Stickers



- ALL "You Drive A Chevy"BS64 2.95
- ALL "You Drive A Mopar"BS65 2.95



- ALL "I'd Rather Eat Worms
Than Drive A Chevy"BS67 2.95
- ALL "I'd Rather Eat Worms
Than Drive A Mopar"BS68 2.95




- ALL "Friends Don't Let Friends
Drive Chevys"BS69 2.95
- ALL "Friends Don't Let Friends
Drive Mopars"BS71 2.95




- ALL "Carroll Shelby is Alive and Well
and Living Under the Hood"BS73 2.95
- ALL "My Other Car is a Classic Mustang"BS74 2.95




Sales Brochures



- 1932 **Sales Brochure, Commercial**, New Ford V8, poster style, fold-out style VB97 5.00
- 1932 **A Great New Motor Car**, all color book, shows all passenger models, features & specifications, 24 pages VB98 7.75
- 1932 **The New Ford Truck, Commercial**, fold-out style VB99 5.00



- 1934 **Commercial**, shows all truck body styles, fold-out style VB106 5.00
- 1934 **Sales Brochure**, shows passenger styles & features, fold-out type wall poster VB145 7.75
- 1935 **Sales Brochure**, truck VB190 7.75



- 1932 **Sales Brochure**, passenger, fold-out style VB141 7.75
- 1932 **Sales Brochure**, Christmas flyer, passenger VB143 6.25
- 1932 **33,000 Miles in 33 Days Endurance** VB148 4.75



- 1935 **Sales Brochure**, shows all passenger body styles, 16 pages VB107 6.25
- 1936 **Sales Brochure**, passenger VB146 5.75




- 1932 **Sales Brochure**, 4 cylinder, passenger, fold-out style VB144 7.75
- 1933 **Sales Brochure**, shows all passenger models & features for 1933, fold-out style VB100 5.00
- 1933 **Commercial**, shows all truck body styles, fold-out style VB102 5.00



- 1936 **Sales Brochure**, showcases the full line of Ford trucks VB191 7.75
- 1936 **Sales Brochure**, shows new features & details, 20 pages VB109 6.25
- 1936 **Sales Brochure, Commercial**, shows all truck styles, fold-out style VB111 5.95




- 1937 **Sales Brochure**, shows all passenger body styles, 20 pages VB112 7.50
- 1937 **Sales Brochure**, V8 60 HP, passenger VB112/60 7.75



- 1933 **Sales Brochure**, pickup & truck VB147 5.75
- 1933 **New For V8**, booklet explains new features for 1933, 10 pages VB103 5.00
- 1934 **New For V8**, shows all passenger models, fold-out style VB104 7.75



- 1937 **Sales Brochure**, small V8 folder VB140 4.75
- 1937 **Sales Brochure**, truck, fold-out style VB192 7.75
- 1937 **Sales Brochure**, V8 trucks VB193 6.25



continued on next page



Sales Brochures (continued)



- 1938 **Sales Brochure**, shows passenger body styles, fold-out poster style VB225 5.50
- 1938 **Sales Brochure**, V8 60 HP, passenger VB225/60 7.75



- 1938 **Sales Brochure**, truck VB194 7.75
- 1939 **Sales Brochure**, shows all passenger body styles, 16 pages VB113 7.50
- 1939 **Sales Brochure**, V8 60 HP, passenger VB113/60 7.75



- 1939 **Sales Brochure**, truck VB195 7.75
- 1939 **Sales Brochure**, shows all passenger body styles, fold-out style, Mercury, VB27 6.25
- 1940 **Sales Brochure**, shows all passenger body styles, 8 pages, large 9" x 10" VB114 7.50



- 1940 **Sales Brochure**, Ford Station Wagon, shows Standard & Deluxe models, 4 pages VB115 5.50
- 1940 **Sales Brochure**, shows all passenger body styles, fold-out style Mercury VB29 6.25



- 1940 **Sales Brochure**, truck VB196 7.75
- 1941 **Sales Brochure**, gives reasons for making a Ford your next vehicle, fold-out style VB117 6.75
- 1941 **Sales Brochure**, shows all passenger body styles, 6 pages, Mercury VB30 6.25



- 1941 **Sales Brochure**, truck VB197 7.75
- 1942 **Sales Brochure**, shows all passenger body styles, fold-out style VB118 6.75



- 1942 **Sales Brochure**, Mercury, fold-out style VB142 6.25
- 1946 **Sales Brochure**, shows all passenger body styles, 14 pages VB119 6.75



- 1946 **Sales Brochure**, list reasons for purchasing a new Mercury, 2 pages VB31 6.25
- 1946 **Sales Brochure**, truck, fold-out style VB198 7.75



- 1947 **Sales Brochure**, shows all passenger body styles, fold-out style VB122 6.75
- 1947 **Sales Brochure**, shows all passenger body styles, fold-out style, Mercury, VB52 6.25
- 1947 **Sales Brochure**, lists the new features which make Mercury the better choice vehicle, fold-out style, Mercury VB54 6.25

Shop Manuals

If you own an antique car, our shop manuals will pay for themselves many times over during the course of a couple of years. Filled with specifications & detailed how-to instructions, every car owner should have one.

Extremely detailed, lots of repair instructions & illustrations, the best books available for mechanical restoration, Ford & Mercury passenger cars & trucks, most complete factory shop manuals ever published for these years.



- 32-41 240 pages, 102 illustrations VB224 36.25
- 39-48 475 pages, 550 illustrations VB222 51.75



Details & Specifications



- 1932 **Restorers Guide**, Ford 4 & 8 cylinder guide on interior, exterior & mechanical servicing, contains many useful charts & diagrams, plus passenger car body details listed by body style, 29 pages, 20 illustrations VB1 10.95
- 1933 **Restorers Guide**, Ford 4 & 8 cylinder guide on interior, exterior & mechanical servicing, contains many useful charts & diagrams, plus chassis & body style specifications, 29 pages, 15 illustrations VB3 10.75



- 1934 **Details & Specifications of The Ford V8 Car For 1934**, the Ford salesman's guide to facts, features & improvements for the 1934 V8, 59 pages VB5 7.50
- 1935 **Details & Specifications of The Ford V8 Car For 1935**, guide to 1935 car, lists improvements made with new body & frame, 64 pages . VB7 7.50
- 1936 **Details & Specifications of The Ford V8 Car For 1936**, details & specifications of the Ford V8 car for 1936, complete mechanical specifications & breakdown of body specs by body style, 64 pages, 10 illustrations VB8 7.50

Contains invaluable information on paint specifications, engine & chassis specifications, photos & illustrations of most body styles, reprint of a sales brochure, 32 pages, 36 illustrations.



- 32-37 **Ford Commercial Car & Truck** VB41 10.95
- 38-41 **Ford Commercial Car & Truck** VB43 10.95

Hardware & Trim Book



- 28-38 **Trim & Hardware Reference Book**, detailed & illustrated, body trim & hardware, 168 pages PF2 22.50
- 28-34 **Automotive Hardware & Trimming Supplies**, a more detailed look at the interior components of 1928-34 Fords, focuses on door & body components, detailed drawings make this a great book to use when restoring a show car, 68 pages. PF3 10.95

Chassis Parts Books




- 28-32 **Parts Book & Price List**, covers engine & chassis, 120 pages, well illustrated. A2 13.95
- 28-48 **Chassis Parts & Accessories Catalog**, "The Green Bible," for 28-48 passenger & 28-47 pickup, detailed illustrations showing parts, interchanges & applications, 802 pages VB120 120.00
- 28-48 **Chassis Parts & Accessories Catalog CD**, same as above, **except** on searchable CD, which makes it easier to print a page or section & take it out into the garage with you, you don't have to lug around a heavy shop manual VB120-CD 29.95
- 32-37 **Chassis Parts List**, includes photos of several body styles, with body type listing, includes body trim & parts nomenclature, 268 pages . . VB34 33.25
- 38-41 **Chassis Parts List**, covers passenger cars & trucks, with model identification chart, body type listing & listing of finish of standard parts, simplified wiring diagrams, 300 pages, 85 illustrations VB38 33.50

Body Parts Books



- 1932 **Body Parts List—V8 & 4 Cylinder**, covers the 4 cylinder, Model B & V8 passenger cars, identical for 4 & 8 cylinder models, includes body trim & parts nomenclature, with 20 body photos & body type listing, 321 pages VB32 18.50
- 33-34 **Body Parts List—Ford Passenger & Commercial Cars**, includes body trim & parts nomenclature, includes several photos of body styles, with body type listing, 76 pages VB33 16.50
- 35-36 **Body Parts List—Ford Passenger & Commercial Cars**, covers passenger & commercial, with some truck parts, includes body trim & parts nomenclature, with body type listing, 76 pages, 13 illustrations VB35 16.50



- 37-38 **Body Parts List**, Ford, passenger & commercial with some truck parts, 77 pages VB37 16.50
- 39-40 **Body Parts List**, contains original Ford part numbers & descriptions, includes several exploded line drawings & several photos of most body styles, 86 pages, 11 illustrations VB39 16.50
- 44-52 **Ford Body Parts Catalog**, for passenger cars & trucks, helpful in determining which parts fit which body styles, contains original Ford part numbers & descriptions, many exploded line drawings, 464 pages, 145 illustrations VB44 46.25



Service Bulletins



- 1932 **Ford Service Instructions**, for the Ford V8 & 4 cylinder, Model B car & truck, compilation of service bulletins reprinted, 88 pagesVB2 14.50
- 1933 **Ford Service Bulletins**, for Ford V8 of 1933, covers in great detail those problem areas known to require maintenance, contains reprints of **Service Bulletins Volume 14, Numbers 1-5**, 88 pages, 64 illustrationsVB4 13.95
- 1934 **Ford Service Instructions**, details & specifications of the Ford V8 car for 1934, covers many problem areas requiring regular maintenance, contains reprints from **Service Bulletins Volume 15, Numbers 1-9**, 103 pages, 51 illustrationsVB6 10.95



- 32-37 **Ford Service Bulletins**, an assembly of the series of Service Bulletins originally issued periodically by the factory as a primary reference for the dealers, includes specification changes & the story of how the V8 Ford came about, Cameo reproduction of showroom master catalog, hardbound, 544 pages, 750 illustrationsVB127 40.75
- 38-40 **Ford Service Bulletins**, master indexed in a permanent new form, authorized dealer's revised copy with coverage extended to Lincoln, Zephyr & Mercury, 576 pages, 750 illustrationsVB128 29.50
- 41-48 **Ford Service Bulletins**, features all bulletins for the line that would become Ford's final expression under the traditional chassis engineering guidelines, covers all changes pertinent to production during these model years & includes the supplementary Troubleshooting Bulletins series, hardbound 384 pages, 360 illustrationsVB129 40.75

Paint Color Chip Books



- 28-36 **Repaint Manual**, includes 50 Ditzler paint chips, instructions for painting, 36 pages . . . RMB 29.75
- 37-48 **Refurbishing Manual for Early Ford V8 Cars**, includes 48 Ditzler paint chips & painting tips, refinish nomenclature, Ford factory paint schedules, refinish schedules, troubleshooting & more, with photographs of many body types, 36 pages, 109 illustrationsVB25 33.50

Repair & Service Manuals



- 37-48 **Repair Manual, Ford & Mercury V8 Engines**, information for the repair or overhaul of Mercury & V8 engines (except 60 HP) manufactured from 1937-1948, inclusive, intended for use by everyone, the instructions begin with the engine removed from the vehicle, covers complete repair, 64 pages, 61 illustrationsVB10 10.95
- 32-36 **Engine & Chassis Repair Manual**, includes specifications for servicing & adjustments, included detailed & simplified wiring diagrams, easy to read & understand, covers fuel, engine, clutch, ignition, electrical, carburetor & more, 48 pages, 83 illustrationsVB13 22.50
- 37-38 **Engine & Chassis Repair Manual**, includes specifications for servicing & adjustments, included detailed & simplified wiring diagrams, easy to read & understand, covers fuel, engine, clutch, ignition, electrical, carburetor & more, 36 pages, 49 illustrationsVB14 22.50
- 39-40 **Engine & Chassis Repair Manual**, includes specifications for servicing & adjustments, included detailed & simplified wiring diagrams, easy to read & understand, covers fuel, engine, clutch, ignition, electrical, carburetor & more, 44 pages, 53 illustrationsVB15 22.50



- 32-47 **Repair Manual**, covers transmissions, clutches, overdrives & PTO's, 80 pagesVB125 7.75
- 33-47 **Repair Manual**, covers generating & starting systems, 42 pagesVB241 9.50
- 38-48 **Repair Manual**, covers manual fuel system, maintenance of carburetors & fuel pumps, 60 pagesVB240 7.75




- 32-41 **Service Manual—Ford & Mercury Passenger**, 8-1/2" x 11" soft bound book, 233 pages, (not shown)VB242 18.95
- 42-48 **Service Manual—Ford & Mercury Passenger**, 8-1/2" x 11" soft bound book, 292 pages, (not shown)VB243 18.95
- 42-48 **Service Manual—Ford, Lincoln & Mercury Passenger & Pickup**, soft bound book, 223 pages, (not shown)VB244 8.95
- 46-48 **Service Manual—Ford, Mercury & Lincoln**, covers the servicing of 6, 8 & 12 cylinder engines & chassis of all three model years, with a section of car photos & bodypart illustrations, reprint of original **Service Manual 3606-46**, 256 pages, 143 illustrationsVB24 29.50




Columbia Rear Axle Books

- 33-48 **Columbia Owners Manual**, 33-48 Ford, 39-48 Mercury, 36-41 Lincoln Zephyr, 24 pages VB136 6.25
- 33-34 **Installation Instructions**, 11 pages VB90 4.00
- 35-36 **Installation Instructions**, 11 pages VB91 4.00
- 1937 **Installation Instructions**, 11 pages VB92 4.00
- 1939 **Installation Instructions**, 12 pages VB134 4.75
- 1940 **Installation Instructions**, 3 pages VB93 4.00
- 41-48 **Installation Instructions**, Ford, Mercury & Lincoln Zephyr, 10 pages VB96 3.50



- 46-48 **Installation Instructions**, 7 pages VB96B 3.10
- 35-40 **Columbia Rear Axle Parts List**, 35-40 Ford, 39-40 Mercury & 36-40 Lincoln, 12 pages VB94 3.50
- 41-48 **Columbia Rear Axle Parts List**, 41-48 Ford, Mercury & Lincoln Zephyr, 8 pages VB95 3.50
- 42-48 **Columbia Rear Axle Pamphlet**, published by Ford for dealers, explains how it works, 4 pages VB96P 3.00
- 42-48 **Columbia Skyway Drive for Mercury**, sales brochure VB135 4.75

Maintenance Books




- 32-48 **Ford Maintenance Manual**, to help owners keep cars running during WWII shortages, was issued by the company, 64 pages . . . VB9 10.95
- 32-55 **The Complete Ford Owner's Handbook of Repair & Maintenance**, covers all Models 1932-1955, including V8, explains many repair & tune-up jobs, includes wiring diagrams, specification tables & many exploded line drawings, 224 pages, 246 illustrations VB123 26.50

Truck Owners Manuals

The truck owners manuals listed below contain need-to-know information for every early V8 truck owner. Topics include operation, instruments & controls, troubleshooting & much more.

- 1933 61 pages TR33 7.75
- 1934 58 pages TR34 7.75
- 1935 59 pages TR35 7.75
- 1936 63 pages TR36 7.75
- 1937 63 pages TR37 7.75
- 1938 63 pages TR38 7.75
- 1939 64 pages TR39 7.75
- 1940 64 pages TR40 7.75
- 1941 64 pages TR41 7.75
- 1942 64 pages TR42 7.75




Early Ford V8 Club Published Books

- 1932 **The 1932 Ford Restoration Manual-2 volumes**, compiled by the Early V8 Club of America, these two volumes cover a vast amount of information about the 1932 Model B & Model 18, this is a "must have" for the Ford purist, spiral bound for convenient reading, vol. 1 is 350 pages, vol. 2 is 264 pages VB332 116.50 set



- 33-34 **The 1933-34 Ford Book**, compiled by the Early V8 Club of America, this book is full of useful information & tons of pictures, which include factory photos, memorabilia & illustrations, 460 pages . . VB334 70.95
- 35-36 **The 1935-1936 Ford Book**, compiled by the Early V8 Club of America, a detailed look at how your 35 or 36 should be, gives information on the original design & construction & also compares the differences & similarities between the two years, many diagrams & pictures, 164 pages VB356 28.50
- 38-39 **The 1938-1939 Ford Book**, compiled by the Early V8 Club of America, a detailed look at how your 38 or 39 should be, gives information on exterior, interior, engine & chassis, has color pages with fabric & paint samples, many diagrams & pictures, 238 pages VB389 38.75
- 1940 **The 1940 Ford Book**, a compendium of current restoration practices compiled by the Early Ford V8 Club of America, all you need for a correct restoration, 90 pages, 60 illustrations BK973D 29.65



- 41-48 **The 1941-1948 Ford Book**, compiled by the Early V8 Club of America, a great source of information for the show car minded restorer, extensive information on the interior & engine compartment, includes a section on the wooden Fords of the Forties, 186 pages VB4148 38.75
- 1932 **Ford Judging & Restoration Standards**, back in stock after 20 years!, exact reprint of the original, 40 pages JGV 19.95
- 32-53 **The V8 Album**, back in stock after 20 years!, updated with many new color photos, 350 pages VB300 38.95



Operator's Manuals



- 32-34 **Instruction Book Ford 4 Cylinder Cars & Trucks**, the owner's handbook, with lubrication charts & detailed wiring diagrams, covers instrument use, headlight alignment, distributor, brakes, shocks & more, 64 pages, 34 illustrations VB18 9.25
- 1932 **Instruction Book Ford V8**, the owner's handbook, with lubrication charts & detailed wiring diagrams, covers everything from waxing the body to trouble shooting the fuel pump or ignition problems, 62 pages, 32 illustrations VB56 7.75
- 1933 **Instruction Book 112 Inch Wheelbase Ford V8**, with lubrication charts & detailed wiring diagrams, explains how to adjust a dual downdraft carburetor & the brakes, along with much, much more, 64 pages, 29 illustrations VB57 7.75



- 1934 **Instruction Book/Owner's Manual**, covers oil, lubrication, instrument use, distributor, headlight alignment, electrical systems, carburetor adjustment, brakes, tires, shocks & more, includes detailed wiring diagrams, with specifications & license data, 64 pages, 24 illustrations VB11 9.25
- 1935 **Operator's Manual**, V8 Ford, 31 pages VB26 10.95
- 1936 **Reference Book Ford**, owner instructions for operation & maintenance, gives lube & wiring charts & servicing adjustments, 32 pages VB17 9.25



- 1937 **Ford Reference Book 1937**, with Ford V-60 specifications, the regular owner instruction manual, with lubrication charts & wiring diagrams, covers oil, instrument use, distributor, carburetor adjustment, electrical, headlight alignment & more, 64 pages, 36 illustrations VB20 9.25
- 1938 **Ford Reference Book**, for the 60 HP engine, with lubrication charts & wiring diagram, covers how to change a tire, what to look for when you have engine problems on the road, how to operate the dash controls & more, 64 pages, 36 illustrations VB58 7.75
- 1938 **Ford Reference Book**, for the 85 HP engine, with Ford V-60 specifications, includes lubrication chart & wiring diagrams, contains specifications & license data, covers distributor, carburetor, brakes, shocks & more, 64 pages, 36 illustrations VB21 9.25



- 1939 **Ford Passenger & Commercial Reference Book**, includes lubrication chart & wiring diagrams, contains specifications, license data, instrument use, headlight alignment, brakes, tires, shocks & more, 64 pages, 34 illustrations VB22 9.25
- 1939 **Mercury Reference Book**, an owner's manual, with lubrication chart & simplified wiring diagram, covers engine, ignition, fuel systems, transmission, steering gear, tires & more, 62 pages, 29 illustrations VB130 7.50
- 1940 **Ford Reference Book**, owner manuals for education of the car's owner & driver, 64 pages VB16 9.25



- 1940 **Mercury Reference Book**, with lubrication charts & wiring diagram, covers how to use the jack & align the front wheels, also covers the electrical equipment & much more, 62 pages, 30 illustrations VB16M 7.75
- 1941 **Ford Deluxe & Super Deluxe Reference Book**, lubrication chart & detailed wiring diagrams, covers oil, headlight alignment, distributor, carburetor, instrument use, brakes, tires & more, 64 pages, 39 illustrations . . . VB23 10.95
- 1941 **Mercury Reference Book**, with lubrication charts & wiring diagram, explains how to trouble shoot & maintain your Mercury & more, 62 pages, 30 illustrations VB23M 7.75



- 1942 **Reference Book, Passenger Car**, supplies car & operation instructions for the car, 64 pages VB42 10.95
- 1942 **Mercury Reference Book**, with lubrication charts & wiring diagram, explains how to trouble shoot & maintain your Mercury & more, 64 pages, 32 illustrations VB42M 7.75



- 1946 **Operator's Manual, 1946 Ford Passenger Car,** models 69A & 6GA, with lubrication & simplified wiring diagrams, includes a chapter on specifications, with hydraulic & hand brake system diagrams, 44 pages, 17 illustrationsVB46 7.50
- 1946 **Operator's Manual, 1946 Mercury V8,** model 69M, with lubrication chart, includes a chapter on specifications, 24 pages, 6 illustrations VB46M 7.75
- 1946 **Operator's Manual, 1946 Light Duty Truck & One Ton Truck,** with lubrication chart & simplified wiring diagrams, includes a chapter on specifications, 51 pages, 21 illustrationsVB46P 7.75



- 1947 **Operator's Manual, 1947 Ford Passenger Car,** models 79A & 7GA, with lubrication & simplified wiring diagrams, includes a chapter on specifications, with hydraulic & hand brake system diagrams, 44 pages, 15 illustrationsVB47 7.50
- 1947 **Operator's Manual, 1947 Mercury V8,** model 79M, with lubrication chart, includes a chapter on specifications, 24 pages, 6 illustrations VB47M 7.75
- 1947 **Operator's Manual, 1947 Light Duty Truck & One Ton Truck,** with lubrication chart & simplified wiring diagrams, includes a chapter on specifications, 51 pages, 21 illustrationsVB47P 7.75



- 1948 **Operator's Manual, 1948 Ford V8 Passenger Car,** with lubrication & simplified wiring diagrams, includes a chapter on specifications, with hydraulic & hand brake system diagrams, 39 pages, 12 illustrationsVB48 7.50
- 1948 **Operator's Manual, 1948 Mercury V8,** model 89M, with lubrication chart, includes a chapter on specifications, 24 pages, 7 illustrations VB48M 7.75
- 1948 **Operator's Manual, 1948 Bonus Built Trucks,** with lubrication chart & simplified wiring diagrams, includes a chapter on specifications, 76 pages, 47 illustrations VB48P 7.75

Accessory Brochures

Presenting **Genuine Ford** accessories that were available.

1933	Fold-out style	VB101	6.25
1934	Fold-out style	VB105	5.00
1935	Fold-out style	VB108	5.00
1936	Fold-out style	VB110	5.00
1938	Fold-out style	VB226	5.00
1937	10 pages	VB229	5.00
1937	Fold-out style, truck	VB236	5.00
1938	Truck	VB199	4.75
1939	6 pages	VB227	5.00
1940	2 sided card	VB228	4.00
1940	6 pages	VB231	3.25
1941	10 pages	VB232	4.75
1946	Fold-out style	VB235	3.25



Radio Installation Handbooks

Copies of originals.

33-34	Ashtray radio	VB150	3.50
35-E36	8 pages	VB151	3.50
L36	8 pages	VB152	3.50
1937	8 pages	VB153	3.50
1938	8 pages	VB154	3.50
1939	8 pages	VB155	3.50
1940	8 pages, Philco	VB156	3.50
1940	8 pages, Zenith	VB156Z	2.75
1941	Fold-out style	VB161	3.00
1942	8 pages	VB157	3.50
1946	8 pages	VB158	3.50
47-48	8 pages	VB159	3.50




Flathead Rebuilding Books



- 32-53 **Rebuilding The Famous Ford Flathead,** a step by step approach to rebuilding the famous "Flatie," covers all models from 32-53, a necessary guide for the flathead rebuilder, 140 pages, 81 detailed diagrams..... VB124 14.95
- 35-53 **Thunder Road Flathead,** by Bill Jenkins, 10 valuable chapters of procedurals complete with pictures, diagrams & helpful hints for Ford & Mercury flatheads, 84 pages, 61 photosBK474D 33.95
- 32-53 **Ford Flathead V8 Builder's Handbook,** tips on rebuilding Ford & Mercury V8 flatheads for stock & high performance, covers boring, stroking, porting & relieving, 154 pages, 500 illustrations VB160 19.95
- 32-53 **How to Build Ford Flathead V8 Horsepower,** by George McNicholl, describes the building of a 46-48 model 59 engine with a 4 bbl carb, also discusses French flathead engines, 192 pages, 250 color photos, 10 diagrams VB1006 20.25



General Information, V8 Related Books



- 32-38 **The Early Ford V8: As Henry Built It**, covers production from 32-38, well-illustrated, 219 pages VB131 40.95
- 32-42 **The V8 Affair**, many illustrations & color photos, soft cover, 303 pages VB81 57.95
- 46-48 **The Closing Years of Tradition 1946-48**, a great reference book for any restorer, includes reproductions of original handbooks, brochures, accessory catalogs & even has a color combination chart, which includes paint formulas, 96 pages VB468 18.75



- 32-48 **K.R. Wilson Timing Fixture Instructions**, explains how to use this accessory in order to properly set up the Ford distributor, 4 pages VB116 6.25
- 32-36 **K.R. Wilson Catalog**, 1936 version covers early V8 Ford cars & trucks, all tools are pictured in detail with a full description of their use, 104 pages KRW3 31.00
- 37-40 **K.R. Wilson Catalog**, 1940 version covers late V8 Ford, Mercury & Lincoln-Zephyr, incredible listing of tools with pictures & full descriptions, 128 pages KRW4 31.00



- ALL **Eaton Axle Handbooks**, 2-speed large commercial axles, covers lubrication, service, adjusting, disassembly & assembly, 2 volumes, 15 & 19 pages VB220 38.75 set
- 30-33 **Shop Kinks & Tools**, a pocket sized book of minor repair instructions & the tools needed to repair A, B & early V8 Fords & Chevys, filled with illustrations, 45 pages . . . A9 5.75
- 28-53 **K-D Tools Valve Service Manual for All Ford-Built Motors**, looks at the proper way to remove & install valves in 4, 6, 8 & 12 cylinder engines, using K-D tools, covers cars, tractors, Ford, Lincoln & Mercury, 50 pages VB84 10.95
- 32-52 **The Ins & Outs of Early Ford Transmissions**, an illustrated breakdown of early transmissions used in Ford passenger vehicles, includes black & white drawings as well as as photographs, 63 pages VB12 34.75



- 32-52 **Pickup Book**, good pickup restoration guide, 140 pages VB88 16.95
- 1932 **Deuce: 75 Years of the '32 Ford**, enjoy the complete history of Ford's landmark car, includes information on how the Deuce was built & then later hotrodged out, hardbound, 192 pages VB82 35.95
- 37-40 **The V8-60: Ford's Little Powerhouse**, by Richard Willim, contains information gleaned from Ford archives & decades of hands-on experience, shows you how to disassemble, modify & reassemble 60 HP engines, also points out the engineering changes that took place with the 60 HP, 228 pages VB1005 62.00

Ford Road Series

Authored by Ray Miller, these books track each model from drawing board to showroom to customer. Overflowing with black & white photos of the cars, these books document styling changes from year to year & show optional equipment & differences in trim. The Ford Road Series is the most thoroughly informative & most intensely illustrated reference collection available for these cars. With the masterful photography featured on the covers, these books are not only great sources of information, they are also attractive show pieces for the concours or the coffee table.




- 09-27 **From Here to Obscurity**, year by year detailed information, most complete coverage available, all years & body styles, hardbound, 293 pages, 1,000+ photos 128 38.50
- 28-31 **Henry's Lady**, illustrated history of the Model A Ford Car, great detail, hardbound, 304 pages, 1,000+ photos P7A 57.95
- 55-66 **Thunderbird: An Illustrated History of the Ford T-bird 1955-66**, examines the T-Bird year-by-year, detailing the characteristics of each, hardbound, 300 pages, 1,000+ photos VB1000 57.95



- 46-59 **The Nifty Fifties Fords**, incredible reference source, describes annual styling changes from 1946-1959, very detailed photos, hardbound, 320 pages, 1,000+ photos . . . VB1001 57.95
- 60-70 **Falcon! The New-Size Ford**, detailed photo reference book for all cars from 1960-70, great in aiding the restorer, hardbound, 320 pages, 1,000+ photos VB1003 57.95



Transmission & Engine Rebuilding Books





- 32-53 **Rebuilding The Famous Ford Flathead**, a step by step approach to rebuilding the famous "FLATTIE," covers all models from 32-53, a necessary guide for the flathead builder, 140 pages, 81 detailed diagrams VB124 14.95
- 49-51 **1949-51 Lincoln & Mercury Overhaul Set & Shop Manual**, includes automatic transmission supplements & wiring diagrams, 860+ illustrated pages. BK1SM1 64.95
- 35-53 **Thunder Road Flathead**, by Bill Jenkins, 10 valuable chapters of procedurals complete with pictures, diagrams & helpful hints for Ford & Mercury flatheads, 61 photos, 84 pages BK474D 33.95
- 54-64 **NEW The Ford Y-Block**, this book covers the complete history of this unique engine, a full list of specifications along with reprints of parts books & service bulletins full of helpful information is included, if you have a Y-Block, you need this book, 117 pages, 200 photos & illustrations. BK1Y 19.95
- ALL **How to Rebuild Your Small Block Chevy**, 167 pages & 400+ illustrations inside an attractive softbound color cover. Guides you thru the complete rebuilding process. Easy to read, user-friendly format. A necessity for the Chevy man! BK1029 16.95


Restoration Books



- ALL **Sheetmetal Handbook**, by Ron & Sue Fornier, shows you how to form & shape sheet metal using hammer forming, riveting, layout, design & pattern-making, 144 pages. BK575 19.95
- ALL **Metal Fabricator's Handbook**, by Ron & Sue Fornier, more than 350 step-by-step photos & instructions teach proper welding, metal shaping & design techniques for bodywork, fuel & oil tanks & exhaust headers, 175 pages BK709 19.95
- ALL **Welder's Handbook**, by Richard Finch, the complete guide to MIG, TIG, oxyacetylene & arc welding, weld like the pros! Sections include brazing, cutting, soldering, plasma cutting ... master materials like mild steel, aluminum, chrome-moly, magnesium & titanium, 170 pages BK1264 19.95
- ALL **Performance Welding**, by Richard Finch, this guide covers techniques used for Indy, NASCAR & experimental aircraft, your guide to high-quality welds with 4130 steel, aluminum & stainless, how to select equipment & choose the right process & fill metal for each project, 160 pages, 250 illustrations BK530AP 19.95
- ALL **Automotive Paint Handbook**, by John Pfanstiehl, revised & updated, master the #1 appearance item on your car—the paint! Chip repair & paint care for the restorer, learn paint basics, equipment & regulations, spot repainting, custom painting, detailing & finessing, 186 pages BK1291 16.95



- ALL **Paint & Body Handbook**, by Don Taylor & Larry Hofer, more than 450 illustrations & easy-to-read text show how to repair dents, rust, aluminum & fiberglass, learn to use lead, plastic filler, weld patches & do spot repairs, avoid & correct blistering, blushing, orange peel & more, 144 pages BK1082 19.95
- ALL **Automotive Upholstery Handbook**, by Don Taylor, how to use tools, fasteners & materials, how to cut, fit, sew & install complete interiors, vinyl & convertible tops & tonneau covers, more than 550 illustrations, 232 pages. BK755C 21.95
- ALL **Auto Upholstery & Interiors**, by Bruce Caldwell, a basic do-it-yourself guide to repairing, replacing or customizing auto interiors, written expressly for the home enthusiast, 136 pages BK1265 19.95
- ALL **Automotive Electrical Handbook**, by Jim Horner, complete guide to automotive wiring, covers terminology, troubleshooting, 6 to-12 volt conversion & system designing, includes a glossary of terms & symbols, 160 pages BK387 19.95




- ALL **Thunder Road Electrical Guide**, by Bill Sinclair, a guide for antiques, rods, customs & racing vehicles on pros & cons & "how-to"s of converting a 6 volt system to 12 volt, 137 pages BK475D 33.95
- 28-56 **NEW Ford Steering: Service, Repair & Modifications**, the first in Vern Tardel's "Let Me Help You" series, covers how to identify different steering boxes, how to inspect your "finds" & assemble after rebuilding, black & white photos, 23 pages AVT1 8.95
- 28-50 **NEW Ford Transmission: Service & Repair**, the second in Vern Tardel's "Let Me Help You" series, discusses tools & parts needed to rebuild your transmission & the assembly process, black & white photos, 31 pages AVT2 8.95
- 28-48 **NEW Ford Brakes: Hydraulic Brakes for Your Early Ford**, the third in Vern Tardel's "Let Me Help You" series, looks at everything from the history of hydraulic brakes to the rebuilding, service & installation of a system on your Ford, black & white photos, 40 pages (not shown) AVT3 8.95




Catalog of American Car ID Numbers

Extensive guide to decoding VIN tags, body plates, engine numbers & paint & trim codes, organized by car maker, an in-depth & detailed guide from the staff at cars & parts magazine.



- 46-72 **Catalog Of Ford Truck ID Numbers 1946-1972**, codes for VIN tags, body plates, engine & transmission, as well as color & trim information, 245 pagesBK52403 24.95
- 64-73 **Catalog Of Mustang ID Numbers 1964-1/2-1993**, codes for VIN tags, body plates, engine & transmission, as well as color & trim information, 292 pagesBK52410 24.95



- 55-93 **Catalog Of Thunderbird ID Numbers 1955-1993**, codes for VIN tags, body plates, engine & transmission, as well as color & trim information, 283 pages BK52414 24.95
- 70-79 **Catalog Of American Car ID Numbers 1970-1979**, codes for VIN tags, body plates, engine & transmission, as well as color & trim information, 556 pages BK38518 24.95

General Interest Books



- ALL **American Salvage Yard**, photo-journal, tour 25 western US salvage yards or browse from the extensive directory inside, 167 pages BK52409 19.95
- ALL **Flathead Fever**, how to Hot Rod the famous Ford Flathead engine, a step-by-step guide to the entire buildups of Flathead fitted to a couple of Ford Roadsters, revised, softbound, 80 pages, 142 black & white illustrations, diagrams & charts BK830AE 16.95
- 32-52 **Pickup Book**, good restoration guide for pickups, 140 pages VB88 16.95

Restoration Books, Upholstery



- ALL **Custom Auto Interiors**, by Don Taylor & Ron "The Stitcher" Mangus, beginning with showing how proper planning & designing are a large part of the process. It covers making patterns, fabricating door panels & arm rests & applying upholstery to every part of your interior. With helpful hints sprinkled throughout, this book will help anyone who wants their interior to be unique, 192 pages with over 800 color photos & drawings. BK1CAI 27.95


Performance Books, Engine



- 32-51 **How to Hop Up Ford & Mercury Engines**, by Roger Huntington, originally printed in 1951, this great little book covers performance modifications to all 1932 & later Ford & Mercury flathead V-8 engines, 160 pagesBK1HU 19.95
- 28-52 **Ford Speed Manual**, by Bill Fisher, originally printed in 1952, this book is all about the "need for speed" that has been around since the first automobile engines were created. Covering Model A & B engines, Ford & Mercury flathead six-cylinder & V-8 engines, plus the Lincoln V-12, 128 pages with 78 black & white photos & illustrations BK1FSM 19.95




General Information, Non V8-Related Books



- 50-59 **Fords of the Fifties**, Michael Parris, if you love cars from the fifties, you'll love this book, every model of every year is detailed, in full color, 192 pages BK1FF 24.95
- 60-69 **Fords of the Sixties**, Michael Parris, if you love cars from the sixties, you'll love this book, every model of every year is detailed, in full color, 192 pages BK1FS 24.95
- ALL **NEW Ford Motor Company—The First 100 Years: A Collection of Historic Photographs**, from production to marketing to the finished product, this pictorial look at the Ford family & the company that started it all was sponsored by the Ford Motor Company to honor Henry & the success of the company he started, by Robert C. Kreipke, color & black & white pictures, 200 pages. 124 34.95






- ALL **Essentials Of Upholstery & Trim For Vintage & Classic Cars**, a how-to book for apprentice trimmers, includes French pleating, diamond & biscuit tufting, headlining, negligee & plain work, detailed & supported by a lavish collection of photographs selected to show latitude custom coachbuilders exercised to please their clients, 176 pages, 110 illustrations UL 18.50
- ALL **Auto Radiator Construction & Restoration For Antique Cars**, a leading authority provides, with graphic clarity, repair expertise from the earliest models to types later adopted as standard, hardbound, 192 pages, 125 illustrations RD 13.95



- ALL **Von Dutch The Art, The Myth, The Legend**, by Pat Ganahl, the author uses stories & quotes from interviews to tell the tale of a man who went from obscurity to the pinstriping master & eventually back into obscurity, 192 pages, 300 photos, hard bound BK1701 39.95
- ALL **Ed "Big Daddy" Roth His Life, Times, Cars & Art**, by Pat Ganahl, this book covers it all, from art to custom cars, monster shirts to VW-powered trikes, pinstriping to plastic models...& the wild life that brought it all together, 192 pages, 250 photos, hard bound BK1707 39.95

Antique Auto Body Books



- ALL **Antique Auto Body Accessories For The Restorer**, depicts every significant optional equipment of the era, this is an authentic reissue of a leading accessory house catalog of the day, includes prices & optional appointments, from Ammeters to Zero Fluid, 600 illustrations, 128 pages CA 18.50
- ALL **Antique Auto Body Brass For The Restorer**, authentic lamp, horn & instrument sourcebook, assembled chronologically from an extensive collection of rare early catalogs, circa 1906-1912, hundreds of makes, specs & prices, 128 pages, 500 illustrations CB 18.50
- ALL **Antique Auto Body Decoration For The Restorer**, authentic ornamental painting practices & expert coaching in the handling of the striping brush, appliqué art like spoke decoration, scrolling, lettering, monogramming, cane work & a bonanza of designs, 128 pages, 225 illustrations CD 18.50
- ALL **Antique Auto Body Leather Work For the Restorer**, authentic leather upholstery & trimming practices described in great detail, subjects covered include selection of materials, typical layouts for diamond tufting, pleating, buttoning, paneling & finishing, 128 pages, 140 illustrations CL 18.50



- ALL **Antique Auto Body Metal Work For The Restorer**, authentic layout of steel & aluminum patterns for body panels, includes scale demonstration layouts which depict various optional treatments for hoods, cowls, seats, doors, fenders, aprons & more, 128 pages, 170 illustrations CM 18.50
- ALL **Antique Auto Body Top Work For The Restorer**, design, layout & fabrication of various tops for Touring cars, includes details for straps, pads, storm fronts, side curtains, back curtains & more, 128 pages, 160 illustrations CT 18.50
- ALL **Antique Auto Body Wood Work For The Restorer**, authentic framing practices & options for open & closed cars, also covers the measurement of material, body drafting for structure & rigidity, shaping, joints used, finishing, paneling work, iron fittings & door hanging, 128 pages, 180 illustrations CW 18.50



The V8 Affair Poster

Depicts many classic early Fords.



32-48 23" x 36" VB86

6.75

Lubrication Chart

Suitable for framing.



32-36 17" x 22" VB87



5.75

Specific Model Year Car Posters

All except AP32 are full color posters on high gloss poster stock, suitable for framing. They show many models & years.

ALL 25" x 37"	AP32	5.75
<i>Depicts classic Fords from 1932.</i>		
ALL 27" x 36"	POSTER-32	30.00
<i>Depicts classic Fords from 1934.</i>		
ALL 27" x 36"	POSTER-34	30.00
<i>Depicts classic Fords from 1936.</i>		
ALL 27" x 36"	POSTER-36	30.00
<i>Depicts classic Fords from 1937.</i>		
ALL 27" x 36"	POSTER-37	30.00
<i>Depicts classic Fords from 1940.</i>		
ALL 27" x 36"	POSTER-40	30.00
<i>Depicts classic Fords from 46-48.</i>		
ALL 27" x 32"	POSTER-4648	30.00
<i>Depicts classic Fords from 49-51.</i>		
ALL 27" x 36"	POSTER-4951	30.00

ALL 27" x 36", depicts classic V8 Street Rods	POSTER-SR	30.00
ALL 27" x 36", depicts classic Mercurys	POSTER-MERC	30.00





An Excellent Gift for Yourself or Someone You Know!

Finally, some truly beautiful prints of the Fords that helped shape American history. These full-color prints are from original paintings by Ford Motor Company illustrator, Dom Pacitti. Pacitti's detailed & colorful work is often displayed at Hershey & Reno. Now you, too, can have these high-quality color prints of his original paintings.

Unframed

Framed

Model A Prints—11" x 14"

ALL	1928-29 Standard Roadster (40A)	.CP40A	3.00	NOT AVAILABLE
ALL	1929 Fordor Briggs Sedan (60A)	.CP60A	3.00	CP60AF 18.00
ALL	1928-29 Deluxe Town Sedan (140A)	.CP140A	3.00	CP140AF 18.00
ALL	1930-31 Deluxe Tudor Phaeton (180A)	.CP180A	3.00	CP180AF 18.00



Model A Prints—12" X 18"

ALL	1928 Phaeton (35A)	.CP35A	4.00	CP35AF 18.00
ALL	1930 Standard Phaeton (35B) with Deluxe features	.CP35B	4.00	CP35BF 18.00
ALL	1930 Deluxe Roadster (40B) with windshield folded	.CP40B	4.00	CP40BF 18.00
ALL	1928 Business Coupe (54A)	.CP54A	4.00	CP54AF 18.00
ALL	1929 Cabriolet (68A)	.CP68A	4.00	CP68AF 18.00
ALL	1931 Cabriolet (68C)	.CP68C	4.00	CP68CF 18.00
ALL	1929 Town Sedan (155A)	.CP155A	4.00	CP155AF 18.00
ALL	1931 Convertible Sedan (400A)	.CP400A	4.00	CP400AF 18.00



1932 Ford Prints—12" x 18"

ALL	Deluxe Phaeton (B35)	.CPB35	4.00	CPB35F 18.00
ALL	Deluxe Roadster (B40)	.CPB40	4.00	CPB40F 18.00
ALL	5 Window Coupe (B45)	.CPB45	4.00	CPB45F 18.00
ALL	Sport Coupe (B50)	.CPB50	4.00	CPB50F 18.00
ALL	Tudor Sedan (B55)	.CPB55	4.00	CPB55F 18.00
ALL	Cabriolet (B68)	.CPB68	4.00	CPB68F 18.00
ALL	Station Wagon (B150)	.CPB150	4.00	CPB150F 18.00
ALL	Fordor Sedan (B160)	.CPB160	4.00	CPB160F 18.00
ALL	Victoria (B190)	.CPB190	4.00	CPB190F 18.00
ALL	Convertible Sedan (B400)	.CPB400	4.00	CPB400F 18.00
ALL	Deluxe 3 Window Coupe (B250)	.CPB520	4.00	CPB520F 18.00



1936 Ford Prints—12" x 18"

ALL	Tudor Touring Sedan (68-700)	.CP68-700	4.00	CP68-700F 18.00
ALL	Roadster (68-710)	.CP68-710	4.00	CP68-710F 18.00
ALL	Fordor Sedan (68-730)	.CP68-730	4.00	CP68-730F 18.00
ALL	Deluxe 5 Window Coupe (68-770)	.CP68-770	4.00	CP68-770F 18.00



1940 Ford Prints—12" x 18"

ALL	Convertible Club Coupe (66B)	.CP66B	4.00	CP66BF 18.00
ALL	Deluxe Business Coupe (67B)	.CP67B	4.00	CP67BF 18.00
ALL	Deluxe Tudor Sedan (70B)	.CP70B	4.00	CP70BF 18.00
ALL	Deluxe Fordor Sedan (73B)	.CP73B	4.00	CP73BF 18.00
ALL	Deluxe Station Wagon (79B)	.CP79B	4.00	CP79BF 18.00





Miscellaneous Accessories

Billed as a "Blast From The Past," this produces the "famous" wolf call that never fails to attract attention, simply attach it to a source of vacuum & you are on your way to laughs from your friends & catcalls from your "new" acquaintances, all metal, hi-grade casting, hammer tone finish.



ALL Wolf call whistle. WOLF 49.75



09-48 Deluxe step plates, aluminum frame with rubber insert & "Ford" script emblem, 11.5" x 8.5" (1 or 2 pair required) . . . A16400D 77.50 pair

09-48 Step plate emblem, blue on chrome has threaded stud on back for easy attachment (1 or 2 required) A16400E 11.75



ALL "Ford" mud flap, no mounting brackets, heavy rubber (2 required) A16155 21.50



ALL "Ford" script, die cut, brass, a great accessory for the Ford fan in all of us. T3920BR 12.25
 ALL Same as above, **except** chrome. T3920CH 15.00



ALL Traffic light finder, attaches to your windshield A18300 11.95



ALL Traffic light finder, deluxe version of above A18300D 19.95



ALL Radiator emblem, universal application, blue on chrome, adhesive tape on back allows you to adhere it almost anywhere (as required) A8212 12.25

Universal Floor Mat

ALL **NEW** "Ford" script, 17-1/4" x 11-3/4", has nubs on the back for traction, making it a great mat for not only your vehicle, but also outside your garage door, or anywhere else you can think to use it! MAT-UNIVERSAL 24.50



Magnetic Display Signs



ALL "Danger: High Voltage Body..." MM1 0.95
 ALL "Look But Please Don't Touch" MM2 3.95
 ALL "Look & Enjoy, But Don't Touch" MM3 3.95


Flag Sets



ALL Flag set, mounts to Moto-Meter TA-FLAG1 16.40 set
 ALL Flag set, mounts under top hood panel . . TA-FLAG2 7.50 set
 ALL Flag set with special brackets to replace the bumper clamp backing plate for flag to mount into, flags can be removed when not in use (1 or 2 pair required) TA-FLAG3 31.50 pair
 ALL Flag set, stainless steel brackets to replace bumper clamp backing plate, removable flags (1 or 2 sets required) TA-FLAG4 12.75 set

Registration Holders

Straps around steering column. 3-3/4" x 5" leather holder with a clear plastic window.



09-48 Brown A18810BRW 9.75
 09-48 Green A18810GRN 9.75
 09-48 Burgundy A18810BRG 9.75

Key Fobs

See page 29 for a complete selection of key fobs



32-48 Leather key fob, "Ford V8", tan with brown text FOB/V8 4.25
 28-31 Die cast nickel plated, a nicely detailed reproduction of a Ford employee badge, with "1928-1931" in place of the employee number. FOB/BADGE 18.95
 ALL Black leather with blue "Ford" script . . FORD/FOB 5.95
 ALL Chrome with "Ford" script on blue background KC-1 5.95
 ALL Yellow plastic with MAC's phone number & info. MAC/FOB 0.25



Keep it Clean

- ALL California Water Blade, the original, dry your car in 1/3 the time! The super soft medical grade silicone blade will never scratch your paint WATER-BLADE 19.75
- ALL California Car Duster, the original, with wooden handle, special baked-on wax treated cotton fiber strands "lift" dust without scratching paint, the dirtier it gets, the better it works!, black vinyl carrying case included, 26" WOOD-DUSTER 18.95
- ALL California Car Duster, the original, same as above **except** plastic handle, plastic clamshell case included, 5" PLASTIC-DUSTER 9.00
- 09-48 Spoke brush, for wire & wood wheels.... BRUSH 4.15



Clocks



- ALL Model A radiator shell clock, 10" plastic chrome radiator shell replica with black face, battery poweredA-CLOCK 35.75



- ALL "Flatheads Forever" clock, engine head replica, 13" long x 6-3/8" tall x 3" deep, made of all finned polished aluminum, battery poweredFLATHEAD-CLOCK 62.00

Wall Border (as required)



- ALL Wall border, commercial, pre-pasted vinyl wall paper, 15' long roll, 6.875" highBORDER-COMM 10.25 roll




- ALL Wall border, passenger, pre-pasted vinyl wall paper, 15' long roll, 6.875" highBORDER-PASS 10.25 roll

Smithy's Mufflers

Now you too can have that nostalgic mellow tone that only a Smithy's muffler produces. With a beautiful hammertone finish & 3-1/2" case diameter, not only do they look great, they can be adapted to fit virtually any car or truck in your stable.

Call now & your car will sound as good as it looks!



- 32-48 22" case, 2" inlet & outlet (1 or 2 required) . . . H3010 39.95
- 32-48 26" case, 2" inlet & outlet (1 or 2 required) . . . H3011 43.95
- 32-48 30" case, 2" inlet & outlet (1 or 2 required) . . . H3012 45.95
- 32-48 22" case, 2-1/2" inlet & outlet (1 or 2 required) H3016 40.95
- 32-48 26" case, 2-1/2" inlet & outlet (1 or 2 required) H3017 44.95
- 32-48 30" case, 2-1/2" inlet & outlet (1 or 2 required) H3018 47.95

SAVE \$\$\$—BUY THE PAIR!

- 32-48 22" case, 2" inlet & outlet H3010PR 71.95 pair
- 32-48 26" case, 2" inlet & outlet H3011PR 80.95 pair
- 32-48 30" case, 2" inlet & outlet H3012PR 85.95 pair
- 32-48 22" case, 2-1/2" inlet & outlet H3016PR 74.95 pair
- 32-48 26" case, 2-1/2" inlet & outlet H3017PR 84.95 pair
- 32-48 30" case, 2-1/2" inlet & outlet H3018PR 90.95 pair

"Smithy Decal"



- 32-48 Show everyone why your V8 sounds so good! DZ309 4.95

Exhaust Deflectors



- 32-59 Stainless steel, "Ford" script 51A-18259-A 15.75
- 32-59 Stainless steel, "V8" 51A-18259-B 15.75
- 32-59 Stainless steel, plain 51A-18259-C 15.75



- 32-59 With red glass, chrome 51A-18259-CH 15.75
- 32-59 With red glass, stainless steel. . . 51A-18259-SS 20.95

See page 38 for mufflers & exhaust parts.

Electric Dash Mount Defogger Fan

MAC's is proud to offer a vintage looking windshield electric fan for your Ford. The all chrome housing & blade are a sure way to add some dazzle to your dash & improve your visibility.



- ALL **NEW** 2 speed, 12 volt ACC-FAN 29.95



Chrome Air Cleaners *(as required)*

These vintage style accessories look period-perfect, whether you're running one or two or more carburetors.



- 28-48 Smooth, chrome, 2-5/8" throat, fits 2 bbl carburetor HR9600S1 9.75 set
- 28-48 Smooth, chrome, 2-5/16" throat, fits 1 bbl carburetor HR9600S2 9.75 set



- 28-48 Louvered, chrome, 2-5/8" throat, fits 2 bbl carburetor HR9600L1 9.75 set
- 28-48 Louvered, chrome, 2-5/16" throat, fits 1 bbl carburetor HR9600L2 9.75 set



- 28-48 Bullet style, chrome, 2-5/8" throat, fits 2 bbl carburetor HR9600B1 9.75 set
- 28-48 Bullet style, chrome, 2-5/16" throat, fits 1 bbl carburetor HR9600B2 9.75 set



- 28-48 Helmet style, chrome, 2-5/8" throat, 7-1/2" diameter domed tip with contoured sides, fits 2 bbl carb . . . HR9600H1 72.25
- 28-48 Helmet style, chrome, 5-1/8" throat, 7-1/2" diameter domed tip with contoured sides, fits 4 bbl carb . . . HR9600H2 72.25
- 28-48 Helmet style, chrome, 5-1/8" throat, 11-1/2" diameter domed tip with contoured sides, fits 4 bbl carb . . . HR9600H3 88.00

Air cleaners include modern paper filters, but be sure to order a spare for your garage.



- 28-48 Replacement filter, for use with our 2-5/8" & 2-5/16" air cleaners HR9600PF 4.50



- 28-48 Carburetor scoop, chrome, fits Stromberg 97 or any carburetor with a 2-5/8" throat, requires a screen or the filters listed below HR9600SC 21.95



- 28-48 Air filter for carburetor scoop, wire & plastic mesh in a red ring, fits HR9600SC listed above HR9600SCF1 15.00
- 28-48 Same as above, **except** black ring HR9600SCF2 15.00

Fog Lamps



Amber Lens

- 32-48 6 volt, "Ford" script, chrome (shown) . . V18207F6A 140.00 pair
- 32-48 12 volt, "Ford" script, chrome V18207F12A 135.00 pair
- 32-48 6 volt, "FoMoCo" script, chrome V18207FM6A 140.00 pair
- 32-48 12 volt, "FoMoCo" script, chrome V18207FM12A 135.00 pair
- 32-48 Replacement fog lamp bulb, 6 volt, 4-1/2" OD (as required) V18207FAB6 26.95
- 32-48 Replacement fog lamp bulb, 12 volt, 4-1/2" OD (as required) V18207FAB12 19.00

Clear Lens

- 32-48 6 volt, "Ford" script, chrome V18207F6C 132.00 pair
- 32-48 12 volt, "Ford" script, chrome V18207F12C 129.00 pair
- 32-48 6 volt, "FoMoCo" script, chrome V18207FM6C 123.00 pair
- 32-48 12 volt, "FoMoCo" script, chrome V18207FM12C 129.00 pair
- 32-48 Replacement driving lamp bulb, 6 volt, 4-1/2" OD (2 required) V18207FCB6 25.95
- 32-48 Replacement driving lamp bulb, 12 volt, 4-1/2" OD (2 required) V18207FCB12 18.00



Spotlights



- 32-48 5" 6 volt lamp, "Ford" script, chrome (1 or 2 required) V18552F6 129.00
- 32-48 Same as above, **except** 12 volt lamp. V18552F12 129.00
- 32-48 Same as above, **except** with "FoMoCo" script. V18552FMC12 129.00

Spotlight Replacement Bulbs

- 32-48 **NEW** 5" 6 volt bulb. V18551B6 13.95
- 32-48 **NEW** 5" 12 volt bulb. V18551B12 16.50

Spotlight Mounting Brackets



- 1934 Same as above, **except** left V18553AL 46.95



- 35-40 Right, passenger & 1948-52 commercial & C.O.E., chrome V18553BR 46.95
- 35-40 Same as above, **except** left (shown) . . . V18553BL 46.95
- 41-48 Right, all Ford & Mercury closed car, convertible & station wagon, chrome V18553CR 31.00
- 41-48 Same as above, **except** left V18553CL 31.00



- 38-47 Right, pickup, chrome V18553DR 29.50
- 38-47 Same as above, **except** left V18553DL 29.50

Spotlight Mounting Bracket Screw Set



- 28-48 2 pieces. A18573MB 3.00 set

Dummy Spotlight



- 32-48 Dummy spotlight, non-functional, chrome, reproduction of an original accessory, right or left, brackets included (1 or 2 required) A9A-15200 39.95
- 32-48 Same as above, **except** stainless steel A9A-15200-SS 44.95

Street Rod Parking, Turn Signal Lights

Chrome light with amber or red lens. Can be used in many locations. 12 volt, can be adapted to 6 volt by simply changing the light bulbs.



- 28-48 Amber lens, 1-3/4" light, single element, order V13465I for 6 volt bulb SR13400A 10.00
- 28-48 Same as above, **except** with red lens SR13404A 10.00



- 28-48 Amber lens, 2-1/4" light, double element, order V1365HR6 for 6 volt bulb . . . SR13400B 11.00
- 28-48 Same as above, **except** with red lens SR13404B 11.00



- 28-48 Amber lens, 2-1/2" light, double element, order V1365HR6 for 6 volt bulb . . . SR13400C 11.75
- 28-48 Same as above, **except** with red lens SR13404C 11.75

Third Brake Lights



- ALL 12 volt, brushed billet aluminum, high-intensity, LED SR13405Z 42.65



- 28-38 6 or 12 volt, "STOP" in red LED lights, attaches with suction cups. SR13401STOP 72.00 kit



- 28-38 6 volt, red LED light, attaches with suction cups, for flat back window only, great safety item SR13401LED6 60.50
- 28-38 Same as above, **except** 12 volt. SR13401LED12 60.50



- 28-59 Brackets, specifically made to allow you to mount SR13401LED6 & SR13401LED12 to a slanted rear window SR13401BKT 15.95
- 34-38 Same as above **except** with spacers designed to be used on split rear windows SR13401SP 24.95



Magnetic Reflectors




ALL Removable, make your V8 more visible at night even with the lights on, great for driving to & from cruise nights because you can remove them at the show, 5-3/4" x 2", includes 2 red & 2 white, a great safety item! 13380-MAG 21.95 set

Luggage Racks

All of these luggage racks are top quality US made. All are exact duplicates of originals. 1934 & 1935-1936 include V8 emblem. Emblem 46-16608 on page 79 can be used as a luggage rack emblem for 40-18578-34 & 68-18578.

OS Because of the size of luggage racks, additional shipping charges will be incurred.



1932 With trim, fasteners & bracket, black . . . B-18578 310.00
 1933 With trim, fasteners & bracket (not shown) 40-18578-33 601.00



1934 With trim, fasteners & bracket. 40-18578-34 601.00
 35-36 With trim, fasteners & bracket, 31-5/8" x 15-3/8" 9 (not shown) 68-18578 601.00

Hood/Trunk Light Kit



ALL Light up your engine compartment with this under hood or trunk light kit, period-correct multi-purpose reproduction, complete with housing, 12 volt bulb, wiring & a mercury switch that automatically turns the light on & off, can be easily converted to 6 volt by just changing the bulb, a must-have item! C2RZ-15A700-A 26.95 kit

Trunks

These trunks are top quality, with nickel hardware & locking latches & will fit our luggage racks.



32-36 **OS** Black vinyl with russet leather trim & straps, straight back (shown) B-18600-B 450.00
 32-36 **OS** Tan vinyl with russet leather trim & straps, straight back B-18600-T 450.00

Trunk Covers

This cover will fit the trunks listed above. It's a great way to protect your trunk from the weather. There is no guarantee this trunk cover will fit a trunk from our competitors.

32-36 Black vinyl, straight back B-18600-BCV 65.75
 32-36 Tan vinyl, straight back B-18600-TCV 65.75

Wheel Trim Rings (4 required)

Stainless steel. Accessory for 1940-1948, but will also fit other years with the proper rims. Wheel trim rings are manufactured to original specifications & these might not fit aftermarket steel wheel rims. See page 6 for hubcaps.



40-46 14", ribbed, 4 ribs 01A-18303-14 24.75
 40-46 15", ribbed, 4 ribs 01A-18303-15 24.75
 40-46 16", ribbed, 4 ribs 01A-18303-16 24.75
 47-48 14", smooth 6A-18303-14 32.75
 47-48 15", smooth 6A-18303-15 32.75
 47-48 16", smooth 6A-18303-16 32.75



40-41 Wheel inner beauty ring, for 16" wheel, stainless steel, 6 ribs. 01A-18303-SS 60.95

Spare Tire Trim Rings



33-34 Spare tire cover trim ring, stainless steel moulding, bead only, 17" tire 40-1350 97.95
 35-36 Spare tire cover trim ring, stainless steel moulding, bead only, 16" tire 48-1350 97.95



Tire Gauge



ALL A reproduction of the original Model A accessory A18413 34.95

Tire Pump



09-34 A copy of Model A original equipment, with black enamel with a hardwood handle, this pump is for show only, but if you order A17052ADAP, a check valve, you will be able to use the pump to inflate your tires on the road A17052 54.95



09-34 Adapter/ check valve for A17052 tire pump, this allows you to use A17052 as a working pump A17052ADAP 23.95

Front & Rear Spreader Bars



1932 Front spreader between frame horns, polished stainless steel, with mounting bolts, top quality. . . . B-5041-SS 54.75
1932 Rear spreader bar, stainless steel, with mounting bolts, top quality. . . . B-18575-SS 85.95

Power Inverter & Booster

These items will work with radar detectors, CB radios, mobile phones, modern stereo radios & CD & cassette players.



09-48 High output power inverter, converts 6, 8 or 12 volt positive ground systems to 12 volt negative, 2.1 to 2.5 amps, 1-3/4" cube, with instructions. A10700AH 99.50
09-48 High output power booster, boosts 6 or 8 volt negative ground systems to a 12 volt negative, output is 3.7 amps to 5 amps A10700BH 99.50


AccuMate® Battery Tender

AccuMate® is an advanced fully automatic battery charger & maintainer for all 6 & 12 volt lead-acid batteries. It will bring your battery to a full charge & then go into "stand-by" mode. If your battery goes below a pre-determined level the charging process is immediately restarted. Uses normal 110-volt household current outlet. 2-year factory warranty!



ALL 6 & 12 volt. 10655-TEND 64.95

Battery Accessories



ALL Battery mat, absorbs & neutralizes battery acid & vapors, a great protective accessory, 8" x 12", trim to fit BATMAT 5.95
ALL Battery washers, for top or side post battery terminals, prevents corrosion & helps improve battery efficiency . . . C1AZ-10A717-B 3.95 pair

Battery Disconnect Switches



ALL Attach to the battery post & when you leave the car, unscrew the knob, good safety item that disconnects electric current eliminating theft, battery drain & fires A14300C 12.85
ALL Installs in frame or floorboards, heavy-duty. A14300D 24.75
ALL Battery disconnect switch mounting bracket, for A14300D switch listed above. . . A14300DB 7.50

Fuel Bib®

Fuel Bib® is a multi-use disposable bib, made from absorbent material which has been specifically designed to pick up gas, oil or coolant & is treated with a flame retardant organic material. Great for the environment & your paint job!



ALL Pack of 5 FUEL-BIB 12.25 pack

License Plate Bolts & Wing Nuts

These beauties are a great nostalgia & safety item!



ALL With round blue reflector. A13409MBRB 1.25 pair
ALL With round green reflector A13409MBRG 1.25 pair
ALL With round red reflector A13409MBRR 1.25 pair
ALL With round yellow reflector A13409MBRY 1.25 pair

License Plate Frames (Fit Modern Style Plates)

These Ford licensed license plate frames have a blue & white imprint on a die-cast chrome background. Great for the crossbar, or if you want to have 2 plates in the back. They fit the modern size plates only.



1932 Ford frame V13409A 14.95 pair
1933 Ford frame V13409B 14.95 pair
1934 Ford frame V13409C 14.95 pair
1935 Ford frame V13409D 14.95 pair
1936 Ford frame V13409E 14.95 pair
1937 Ford frame V13409F 14.95 pair
1938 Ford frame V13409G 14.95 pair
1939 Ford frame V13409H 14.95 pair
1940 Ford frame V13409I 14.95 pair
1941 Ford frame V13409J 14.95 pair
1942 Ford frame V13409K 14.95 pair
1943 Ford frame V13409O 10.95 pair
1944 Ford frame V13409P 10.95 pair
1945 Ford frame V13409Q 10.95 pair
1946 Ford frame V13409L 14.95 pair
1947 Ford frame V13409M 14.95 pair
1948 Ford frame V13409N 14.95 pair



Let MAC's take you back with these retro cruise items. Whether it's for your classic ride, or the one parked next to it, these timeless toys will liven up your next '50s night out.



Wolf Whistle

"Imitates the Famous Sexy Whistle!"

This "Blast From The Past" produces the "famous" wolf call that never fails to attract attention. Simply attach it to a source of vacuum & you are on your way to laughs from your friends & catcalls from your "new" acquaintances.

- All Metal
- Hi-grade Die Casting
- Hammer Tone Finish

**Great for
Cruise Night!**

WOLF 49.75



Classic Fuzzy Dice

"For your rear-view mirror!"

With your choice of 4 colors in a big 3" square, these fuzzy dice look great & are priced right.

DICE33-BLK	4.95
DICE33-BLU	4.95
DICE33-RED	4.95
DICE33-WHT	4.95

Shift Knobs

"Make your stick real slick."

That old time "Three On The Tree" or the racers "Four On The Floor" needs a new look—check out these shift knobs & give your car a custom look.

7213-8BALL	10.95
7213-SKULL-CC	18.95
7213-PISTON	10.95
A7213CHB	6.45
A7213DBLK	10.95
A7213DBLU	10.95
A7213DRED	10.95



7213-SKULL-CC



7213-8BALL



A7213CHB



7213-PISTON

Plastic Tire Valve Stem Cap Set

A great way to dress up your tires. High quality, 5-piece plastic sets

Gold crown	
A1503GVC	8.25 set
Red crown	
A1503RVC	8.25 set



Right out of the '50s!

Custom Steering Knob

"Insert ANY Picture!"

Everybody knows that this is not to be used for anything other than a decoration, but what a decoration it is! The front opens up so you can add any photo you desire.

3600-PHOTO..... 6.95



A7213DBLK
A7213DBLU
A7213DRED



Valve Stem Caps

Dress up your old wheels with some nostalgic valve stem caps. We have dice in seven colors plus chrome or check out our famous 8 ball. You can even scare kids with skulls on every wheel. Whatever your choice, you're making a statement.

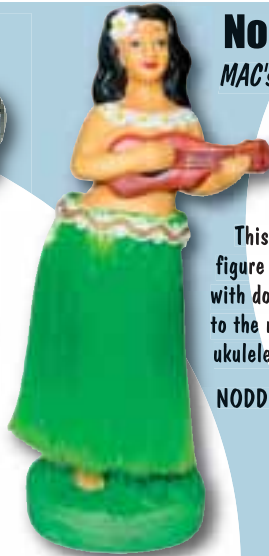
- 8 ball (set of 4) 1017-8BALL-BLK 4.95
- Piston (set of 4) 1017-PISTON-CC 9.95
- Skull (pair) 1017-SKULL 9.95
- Aluminum, bullet shaped, knurled center, black (set of 4). TVC-BLACK 3.95
- Same as above, except silver (set of 4) TVC-SILVER 3.95
- Dice: Chrome 1017-DICE-CC 4.95
- Black 1017-DICE-BLK 3.95
- Blue 1017-DICE-BLU 3.95
- Brown 1017-DICE-BRN 3.95
- Green 1017-DICE-GRN 3.95
- Red 1017-DICE-RED 3.95
- Purple 1017-DICE-PRP 3.95
- White 1017-DICE-WHT 3.95



Door Lock Knobs

Have a little fun with your interior. Add some of our colorful door lock knobs. Choose from dice, an 8-ball, a piston or the always scary chrome skull! Sold in pairs.

- 8 ball 21850-8BALL 4.95
- Piston 21850-PISTON-CC 4.95
- Skull 21850-SKULL 13.95
- Dice
- Chrome 21850-DICE-CC 4.95
- Brown 21850-DICE-BRN 4.95
- Green 21850-DICE-GRN 4.95
- Purple 21850-DICE-PRP 4.95
- White 21850-DICE-WHT 4.95
- Red 21850-DICE-RED 4.95
- Black 21850-DICE-BLK 4.95
- Blue 21850-DICE-BLU 4.95



NODDER-HULAGIRL

Nodders

MAC's has a great assortment of nodders & toppers. Spice up your next ride or cruise night by adding one of our friends to the interior or exterior of your car.

Hula Girl—7½"

This attractive 7-1/2" tall ceramic Hula Girl figure attaches to the dashboard of your car with double-sided foam tape—her hips swaying to the rhythm of the road. She's playing a ukulele & wearing a bright flowing skirt.

NODDER-HULAGIRL 9.95



NODDER-HULAGIRL2

Hula Girl 2—5¼"

Here's an affordable, hard vinyl version of our swaying Hula Girl. She stands 5-1/4" tall, with a flowing "grass" skirt & spring action hips. Double-sided foam tape is included for attachment to your dashboard.

NODDER-HULAGIRL2 5.95

Antenna Toppers

The "hottest" antenna toppers around! Durable, plastic construction, rubber inserts & wind resistant vinyl flames make these guys look great on any classic ride. Our Rat Fink even has glow-in-the-dark eyes!



Flaming Skull
TOPPER-SKULL 4.95

Mister Horsepower
TOPPER-MRHP 4.95



Flaming Devil
TOPPER-DEVIL 4.95



Flaming Rat Fink
TOPPER-RATFINK . . . 4.95



Flaming Eyeball
TOPPER-EYEBALL . . . 4.95



Flaming Eightball
TOPPER-8BALL 4.95



Ford Decals

ALL	"Ford" adhesive oval decal/ white letters on a blue background 3-1/2" x 1-1/2"	DF361	3.95
ALL	Same as above, except 6-1/2" x 3"	DF362	4.95
ALL	Same as above, except 9-1/2" x 4-1/2"	DF363	5.95
ALL	Same as above, except 17" x 7-3/4"	DF364	6.95
ALL	"Ford" oval decal, blue letters on a clear background, 17"	DF1391	5.95
ALL	"Genuine Ford Parts" decal, 3" x 3-1/8"	DF531	3.95



DF531




- DF361
- DF362
- DF363
- DF364
- DF1391

SEAT CONSOLES

BC Seat Cruiser Console

How's this for a great idea? This console is specifically designed to fit on any bench seat & features two king-sized drink holders plus a hinged top that opens to reveal a large storage compartment. The console top is softly padded to provide you with a comfortable arm rest. A sewn-in strap is provided to secure the console to the seat. Available in a dozen beautiful colors (shown below), the entire console is upholstered in long-wearing automotive-grade vinyl with double-stitched French seams to complement almost any interior.



ALL	BC Seat Cruiser Console, to select a color when ordering just replace the "XXX" in the part number with the 3-letter code of your color choice.	BCSC-XXX	89.95
-----	---	----------	-------

BD Drinkster Console

One of the most practical products we've ever offered—the BC Seat Cruiser—is now available in a new, slightly smaller size. Compared to the original BC Cruiser, the BD Drinkster is slightly smaller (see size comparison chart below), allowing you a bit more hip room. Slightly smaller but just as useful! Both have a softly padded hinged top that opens to reveal a spacious storage compartment & a sewn-in strap that allows you to secure the console to the seat. Available in a dozen beautiful colors.



ALL	NEW BD Drinkster Seat Console, to select a color when ordering just replace the "XXX" in the part number with the 3-letter code of your color choice.	BDD-XXX	89.95
-----	--	---------	-------





Ford Hat Pins

Hat Pins are enameled metal & come with a backing fastener. Only the years listed are available.



Item # Year	Item # Year	Item # Year	Item # Year
HP-1 PLAIN	FHP-36 1936	FHP-53 1953	FHP-68 1968
HP-T "T"	FHP-37 1937	FHP-54 1954	FHP-69 1969
HP-A "A"	FHP-38 1938	FHP-57 1957	FHP-70 1970
FHP-24 1924	FHP-39 1939	FHP-58 1958	FHP-71 1971
FHP-26 1926	FHP-40 1940	FHP-59 1959	FHP-72 1972
FHP-28 1928	FHP-41 1941	FHP-60 1960	FHP-73 1973
FHP-29 1929	FHP-46 1946	FHP-61 1961	FHP-74 1974
FHP-30 1930	FHP-47 1947	FHP-62 1962	FHP-75 1975
FHP-31 1931	FHP-48 1948	FHP-63 1963	FHP-76 1976
FHP-32 1932	FHP-49 1949	FHP-65 1965	FHP-77 1977
FHP-33 1933	FHP-50 1950	FHP-66 1966	FHP-78 1978
FHP-34 1934	FHP-51 1951	FHP-67 1967	FHP-79 1979
FHP-35 1935	FHP-52 1952		

Oval with specified year.

We carry most years from 1924-79, except the war years 1942-45

\$4.95

Miscellaneous Hat Pins



HP-3



HP-4



HP-5



HP-18



HP-19



HP-26



HP-27

Mustang & Thunderbird Hat Pins

Item# Year
MHP-64 1964
MHP-65 1965
MHP-66 1966
MHP-67 1967
MHP-68 1968
MHP-69 1969
MHP-70 1970
MHP-71 1971
MHP-72 1972
MHP-73 1973



MHP-64



MHP-69



MHP-73



HP-21



HP-20




HP-22

Nameplate Hat Pins




HP-12



HP-8



HP-31



HP-6



HP-9

Truck & V8 Hat Pins



HP-14




HP-11



HP-29

Mercury Hat Pins



HP-34



HP-32



HP-33

\$4.95 each

Refer to part number when ordering



MAC Wear

The latest additions to our t-shirt collection celebrate some of the earliest Fords, the Model T, Model A & the V8. These all have the MAC's logo on the front with a beautiful full color print on the back. These are hand drawn designs exclusive to MAC's.

Front View



Small thru X-Large = \$9.00
XX-Large = \$10.00

Back Views

- Item #
- T-SHIRT-S
- T-SHIRT-M
- T-SHIRT-L
- T-SHIRT-X
- T-SHIRT-XX



- Item #
- A-SHIRT-S
- A-SHIRT-M
- A-SHIRT-L
- A-SHIRT-X
- A-SHIRT-XX



- Item #
- V-SHIRT-S
- V-SHIRT-M
- V-SHIRT-L
- V-SHIRT-X
- V-SHIRT-XX



M-SHIRT & MSW-SHIRT have the same back print

- Item #
- M-SHIRT-S
- M-SHIRT-M
- M-SHIRT-L
- M-SHIRT-X
- M-SHIRT-XX



T-Shirts
Small thru X-Large = \$10.25
XX-Large = \$11.25

- Item #
- MSW-SHIRT-S
- MSW-SHIRT-M
- MSW-SHIRT-L
- MSW-SHIRT-X
- MSW-SHIRT-XX



Sweatshirts
Small thru X-Large = \$20.00
XX-Large = \$24.95

Back View



Antique & Classic Ford Parts
MAC's
From 1909-1970's
www.macsaautoparts.com
Your One Stop Source for
09-70's FORD Parts
Vintage & Classic FORD Parts
Since 1978
Lockport, NY



Now THAT'S COOL!



Available in 3 cool flavors!

RETRO

Our shirts printed on one side & pre-shrunk.



This nostalgic Model A Hi-boy roadster has wires, radius rods & a full-dress flathead with all the goodies. Black print on ash gray.

item #	
NSA-SHIRT-L	10.00
NSA-SHIRT-XL	10.00
NSA-SHIRT-XX	11.00



You'll appreciate this full-fendered Deuce roadster with steelies & caps, louvered hood sides & a perfect rake. Navy Blue print on Parchment.

Item #	
NSV-SHIRT-L	10.00
NSV-SHIRT-XL	10.00
NSV-SHIRT-XX	11.00



Our 1950 Custom is a period perfect lowered leadsled featuring dummy spots, spinner caps & chopped top. Ivory print on black.

item #	
NSF-SHIRT-L	10.00
NSF-SHIRT-XL	10.00
NSF-SHIRT-XX	11.00

BASEBALL CAPS



Blue, one size fits all & adjustable. Choose one of the logos. Logos are stitched in white onto the hat.

\$5.95

OVAL CLOTH PATCHES



\$2.75

DRIVER'S CAPS



White "Gatsby" style driving caps. One size fits all, adjustable. Order it 'as is', or with one of the patches shown above.

without patch \$10.50

with patch \$12.50



Pedal Cars

OS All pedal cars are oversized & require additional handling

\$239⁹⁵

Flamin' Hot Rod

- Chrome steering wheel & grille
- All steel body
- Flame decals on sides
- Ages 3-5 years

PEDAL-32-FLAMES



Mustang

\$280⁹⁵

- Chrome steering wheel & windshield frame
- All steel body
- Choose from 2 colors
- Ages 3-5 years



PEDAL-MUSTANG-BLUE

PEDAL-MUSTANG-RED

The "Sporty"

- Chrome steering wheel
- All steel Body
- 2 position seat
- 3 position pedals
- Ages 3-7 years

\$199⁹⁵



PEDAL-SPORTY

Kids Love 'Em!

Yellow Roadster

- Chrome steering wheel & windshield frame
- Heavy guage steel body
- Simulated fold back top
- Powder-coated lead free paint
- Adjustable Pedals



PEDAL-YELLOW

Jalopy Pick-Up Truck

- Chrome steering wheel & windshield frame
- Hardwood frame
- 3 position pedals
- Working tailgate

\$199⁹⁵



PEDAL-PICKUP



Jalopy Sedan

- Chrome steering wheels, windshield bars, radiators & head lights
- Heavy gauge steel body
- Wooden dashes
- Custom graphics
- Simulated gauges
- Powder coated lead-free paint
- Ages 3-5 years old

*Some assembly required

\$159⁹⁵



PEDAL-PINK

PEDAL-GREEN

PEDAL-RED

Gas Pumps

- Heavy-duty steel bodies
- 32" tall
- Opening door
- Can be used for CD storage
- Ringing bells
- Plastic hoses

\$119⁹⁵



PUMP-RED

PUMP-GREEN

PUMP-BLACK

Scout-A-Longs

Scout-A-Long Speedster

- Heavy gauge steel body
- Plastic fenders protect wall & furniture
- Steel wheels with rubber tires
- Working steering wheel
- Custom graphics
- Toy safety tested & approved
- Chip & rust resistant, child safe, non-toxic powder coating paint
- Ages 1-3 years old
- Maximum recommended weight 42 lbs.

*Some assembly required

Scout-A-Long Freestyle

- Heavy gauge steel body
- Plastic fenders protect wall & furniture
- Steel wheels with rubber tires
- Working steering wheel
- Custom graphics
- Toy safety tested & approved
- Chip & rust resistant, child safe, non-toxic powder coating paint
- Ages 1-3 years old
- Maximum recommended weight 42 lbs.

*Some assembly required

Scout-A-Long Fire Truck

- Heavy gauge steel body
- Plastic fenders protect wall & furniture
- Chrome fire bell & Ladder racks
- Wooden Ladders
- Custom graphics
- Toy safety tested & approved
- Chip & rust resistant, child safe, non-toxic powder coating paint
- Ages 1-3 years old
- Maximum recommended weight 42 lbs.

*Some assembly required



\$79⁹⁵

SCOOT-FLAMES



\$79⁹⁵

SCOOT-PINK



\$85⁹⁵

SCOOT-FIRETRUCK



Walker Radiators

All Walker radiators feature a one-piece, deep-drawn brass tank pressurized for 15 pound caps, copper core, brass lower tanks & heavy duty steel side brackets. Transmission oil cooler & fittings are built in. Brass fitting for drain cock, stamped steel mounting brackets, rubber overflow hose & all connections. Ready to bolt in.

The Walker Cobra Series radiators are street rod version radiators for small block Chevy engines & are **not** designed to cool any engine that has been bored or modified. If your engine is a big block or has been bored or modified, you must order the **Super Cobra Series** radiator.

MAC's recommends the Cool-Mate line as you might want to fit your vehicle with A/C at some point.

Radiator Specifications

Cobra: Provides the latest in cooling technology with increased fan clearance.

Super Cobra: Designed for ultra-hi performance engines with such features as blowers, exotic cams, modified valve trains & combustion chambers, over-bored blocks, extremely high compression & large displacement engines. **A must for continuous heavily congested traffic & street rods that tow trailers.** (Electric fan applications are not recommended.)

Cobra Cool-Mate: All the features of the Cobra Series, plus a built-in air conditioning condenser with a minimum of 220 square inches of cooling efficiency. Easy compressor-evaporation line hook-up.

Super Cobra Cool-Mate: All the features of the Super Cobra Series, plus a built-in air conditioning condenser with a minimum of 220 square inches of cooling efficiency. Easy compressor-evaporation line hook-up.

NOTE: MAC's recommends the Cool-Mate line because you might eventually want to add air conditioning.

Street Rod Version Radiators for Small Block Chevy Engines

The Walker Cobra Series radiators are street rod version radiators for small block Chevy engines & are **not** designed to cool any engine that has been bored or modified. If your engine is a big block or has been bored or modified, you must order the **Super Cobra Series** radiator.

1932

Early V8, fits all 32 radiator shells, no neck.

Cobra	W491-2CS	554.00
Super Cobra	W491-2Z	688.00
Cobra Coolmate	W491-2CC	690.00
Super Cobra Coolmate	W491-2CCZ	797.00

1933-34

Early V8 (no filler neck).

Cobra	W498-1CS	554.00
Super Cobra	W498-1Z	651.00
Cobra Coolmate	W498-1CC	690.00
Super Cobra Coolmate	W498-1CCZ	797.00

1935

Early V8 * see note below.

Cobra	W488-1CS	554.00
Super Cobra	W488-1Z	688.00
Cobra Coolmate	W488-1CC	690.00
Super Cobra Coolmate	W488-1CCZ	797.00

1936

Early V8, support rods might need to be shortened.*

Cobra	W494-1CS	554.00
Super Cobra	W494-1Z	659.00
Cobra Coolmate	W494-1CC	690.00
Super Cobra Coolmate	W494-1CCZ	797.00

1937-39

Early V8, support rods might need to be lengthened.*

Super Cobra	W495-1Z	688.00
Super Cobra Coolmate	W495-1CCZ	797.00

1939-40

Early V8, Deluxe, Mercury & Pickup, 1940 all passenger.

Cobra	W497-1CS	554.00
Super Cobra	W497-1Z	659.00
Cobra Coolmate	W497-1CC	697.00
Super Cobra Coolmate	W497-1CCZ	797.00

1941

Early V8, Deluxe.*

Cobra	W496-1CS	554.00
Super Cobra	W496-1Z	659.00
Cobra Coolmate	W496-1CC	690.00
Super Cobra Coolmate	W496-1CCZ	797.00

1942-48

Ford & Mercury passenger.

Cobra	W493-1CS	554.00
Super Cobra	W493-1Z	688.00
Cobra Coolmate	W493-1CC	690.00
Super Cobra Coolmate	W493-1CCZ	797.00

1942-52

Pickup.

Cobra	W489-1CS	554.00
Super Cobra	W489-1Z	688.00
Cobra Coolmate	W489-1CC	690.00
Super Cobra Coolmate	W489-1CCZ	797.00

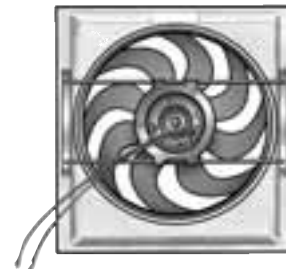
OS RADIATOR SHIPPING NOTE:

Most radiators are drop shipped directly from Walker. Allow 2-3 weeks for delivery of radiators. There is a flat rate \$30.00 shipping fee to destinations within the contiguous U.S.

Walker Radiator Accessories

Walker Electric Radiator Fan

Designed for street rods; heavy-duty 12 volt electric motor, adjustable size brackets with hardware (allow 5-1/4" clearance). Adjustable thermostat is no longer included.



09-48 Walker universal electric fan & shroud . . W8600CC 300.00

* = Except PICKUP (pickup radiators not yet available.)



Walker Transmission Line Fitting Kits



- 28-52 90° W8101A 13.95 kit
28-52 Straight W8101B 13.95 kit
28-52 45° W8101C 13.95 kit
28-52 Straight for 5/16" W8101D 13.95 kit

Walker Air Conditioning Condenser

- ALL 21" high x 12-1/4" wide x 1-1/4" deep W8102 162.75



Radiator Hex Caps



- 17-52 15 pounds pressure, brass SR8100BH15 22.00
17-52 7 pounds pressure, brass SR8100BH7 22.00
17-52 15 pounds pressure, chrome SR8100CH15 26.50
17-52 7 pounds pressure, chrome SR8100CH7 26.50

Water Wetter®

Is your engine running hot? Cool it off with Water Wetter®. Adding one 12 oz. bottle to 12 to 16 quarts of coolant can drop the operating temperature up to 30°.



- ALL 12 oz. bottle WET-H2O 9.95

Throttle Springs (as required)



- ALL Chrome inner & outer throttle spring . . . SR9012 5.00
ALL Gold inner throttle spring, chrome outer . . SR9013 8.25
ALL Gold inner & outer throttle springs . . . SR9015 13.75

Exhaust System

Exhaust Megaphones



- ALL Stainless steel SR5201B 68.25 pair
ALL Plain steel SR5201C 48.95 pair

Shortie Header Set



- ALL Big block Chevy, plain SR5400BA 168.50 set
ALL Shortie header set, small block, black, plain SR5400SA 200.00 set
ALL Shortie header set, small block, chrome SR5400SB 270.00 set

Muffler Clamp (as required)



- ALL 1-3/4", stainless steel SR88338 18.25
ALL 2", stainless steel SR88340 19.50
ALL 2-1/4", stainless steel SR88342 19.50

Smithy's Mufflers

Remember that beautiful mellow tone all the hot rods used to have? It was the tone of a Smithy glass pack. Now your favorite ride can have that classic sound.



- 32-48 22" case, 2" inlet & outlet (1 or 2 required) . . . H3010 39.95
32-48 26" case, 2" inlet & outlet (1 or 2 required) . . . H3011 43.95
32-48 30" case, 2" inlet & outlet (1 or 2 required) . . . H3012 45.95
32-48 22" case, 2-1/2" inlet & outlet (1 or 2 required) . . . H3016 40.95
32-48 26" case, 2-1/2" inlet & outlet (1 or 2 required) . . . H3017 44.95
32-48 30" case, 2-1/2" inlet & outlet (1 or 2 required) . . . H3018 47.95

SAVE \$\$\$—BUY THE PAIR!

- 32-48 22" case, 2" inlet & outlet H3010PR 71.95 pair
32-48 26" case, 2" inlet & outlet H3011PR 80.95 pair
32-48 30" case, 2" inlet & outlet H3012PR 85.95 pair
32-48 22" case, 2-1/2" inlet & outlet H3016PR 74.95 pair
32-48 26" case, 2-1/2" inlet & outlet H3017PR 84.95 pair
32-48 30" case, 2-1/2" inlet & outlet H3018PR 90.95 pair

Door Jamb Switches (as required)



- ALL Flush mount with spring tabs, 11/16" diameter 8M-13713 6.95
ALL Plate mount, 11/16" diameter, 1-3/8" recess mount SR14046 6.75
ALL Nut mount, 1/2" diameter SR14047 9.55

Flasher for Hazards & Turn Signal (as required)



- ALL 12 volt, 2 prong C6AZ-13350-A 4.95

Flasher Connector with Bracket (as required)



- ALL Can accept 2 prong or 3 prong flasher, with wire leads SR14051 5.80

Horn Relay



- ALL GM type, 12 volt SR14055 5.90

Horn Relay Connector

- ALL For use with new GM type horn relay, listed above (as required) SR14056 4.35

Stop Light Switch (as required)



- ALL Universal plunger for GM, Ford & Chrysler SR14058 5.00

Electrical Components



- ALL Wiring terminal strip, 2 gang SR14012/2 1.25
ALL Wiring terminal strip, 4 gang SR14012/4 2.75
ALL Wiring terminal strip, 6 gang SR14012/6 3.50
ALL Wiring terminal strip, 8 gang SR14012/8 4.25
ALL Wiring terminal strip, 10 gang SR14012/10 4.95
ALL Wiring terminal strip, 12 gang SR14012/12 5.25
ALL Fuse panel, 4 gang SR14015 11.65



Power Window Regulator Kit

This complete replacement-type 2-window kit is a 12 volt system. It features 2 "wonder lift" cable driven regulators powered by Bosch motors & includes a complete wiring harness, lower glass channel, all necessary mounting brackets, a single button & a double button switch - detailed written directions & a video to help with installation completes the package.



ALL Coupe & pickup SR48100A 581.95 kit

Emblems

- Hotrod Streetrod*
- 09-48 "Hot Rod" emblem, chrome (1 or 2 required) SR8210AH 6.75
- 09-48 "Street Rod" emblem, chrome (1 or 2 required) SR8210AS 6.75

STREET SEDAN

- ALL "Street Sedan" emblem, white SR8210B 4.00
- ALL "Street Sedan" emblem, red SR8210C 4.00
- ALL "Street Sedan" emblem, gold SR8210E 4.00

STREET COUPE

- ALL "Street Coupe" emblem, white SR8210G 4.00
- ALL "Street Coupe" emblem, red SR8210H 4.00
- ALL "Street Coupe" emblem, gold SR8210J 4.00

License Plate Frames & Parts (as required)



- 32-48 Frames, stainless steel, fits modern state plates, mounting hardware included SR13409 37.25 pair
- ALL Frame, lighted, aluminum SR13409AA 51.95
- ALL Frame, aluminum SR13409BB 30.25



- ALL Backing cover, louvered SR13409BPL 9.75
- ALL Backing cover, plain SR13409BPP 9.75



- ALL Lamp, 12 volt, stainless steel SR13410L 39.75
- 32-48 Light & bracket assembly, street rod, stainless steel, 12 volt. SR13550 46.50

Inside Rear View Mirrors



- ALL Rear view mirror, oval head, stainless steel bracket, mounting hardware included, clamps to any round windshield frame, open car or street rod SR17704OC 44.50
- ALL Same as above, **except** screws to the header, closed car or street rod, mounting hardware not included. .SR17704CC 44.50

Adhesive



- ALL For inside rear view mirror 11067-2 2.95



- ALL Rearview mirror, glue-on, aluminum . . SR17682A 39.95
- ALL Rearview mirror, screw-on, aluminum . . SR17682B 39.95

Outside Rear View Mirrors



- ALL Post mirror, right or left, brushed aluminum. SR17700ZL 39.95



- ALL Outside mirror, left, rectangular, aluminum (above, left). SR17742A 39.95
- ALL Outside mirror, right, rectangular, aluminum. SR17742B 39.95
- ALL Outside mirror, left, round, aluminum . SR17742C 39.95
- ALL Outside mirror, right, round, aluminum (above, right). SR17742D 39.95



- 32-48 **Save** Oval head with "swan neck" style arm, polished stainless steel head, chrome, mounting hardware & beaded rubber mounting pad included, right & left HR-18402-OPR 99.95 pair
- 32-48 Same as above, **except** right only HR-18402-OR 59.75
- 32-48 Same as above, **except** left only HR-18402-OL 59.75



- 32-48 **Save** Round head with "swan neck" style arm, polished stainless steel head, chrome, mounting hardware & beaded rubber mounting pad included, right & left HR-18402-RPR 99.95 pair
- 32-48 Same as above, **except** right only HR-18402-RR 59.75
- 32-48 Same as above, **except** left only HR-18402-RL 59.75



A

Accelerator Pedal & Parts 104

Accessories

- Exhaust Deflector 291
- Front & Rear Spreader Bar 295
- Luggage Rack 294
- Miscellaneous Accessories 290
- Wheel Trim Ring 294

Accessory Brochures 283

Accessory Lights 292-293

- Fog Lamps 292
- Spotlight 293
- Third Brake Light 293
- Trunk Light 294
- Turn Signals 293

AcoustiSHIELD 179

Acrylic Enamel, Paint 264

Acrylic Lacquer, Paint 262-264

Air Cleaner Decals 275

Air Cleaners 292

Air Cleaners & Filters 103

Alternator 106

- Conversion Kits 106
- Pulleys 106

Antenna, Radio 173

- Mast 173
- Tags 276

Antenna Toppers 297

Antique Auto Body Books 287

Apparel 300-301

Arm Rest Forms 255

Arm Rest Kits 193

Ashtrays & Knobs 141

Assist Straps 255

Axle Shaft Outer Lock Washer,

- Rear 11

B

Battery 37 & 113

- Battery to Starter Cable 144
- Cable Grommet & Holder 144
- Charger 295
- Cover & Parts 181
- Disconnects 295
- Ground Strap 144
- Hold Downs 37
- Mat 295
- Support Assemblies 37

Bearings & Races, Front & Rear 11

Beauty Rings, Inner Wheel 294

Bed Mounting Bolts, Pickup 228

Bed Rear Crossmembers, Pickup 228

Belt, Fan 86

Body & Top Wood 262

Body & Trim Nails 230

Body Belt Clip Kit & Bolt Set 217

Body Identification Charts 4-5

Body Moulding 218

- Cowl Moulding 218
- Front Door Moulding 218
- Rear Door Moulding 218
- Rear Quarter Moulding 218

Body Number Plate 141

Body Parts Books 279

Body Webbing & Pad Sets 35

Bolts, Screw & Nuts 230-232

Books 277-287

- Accessory Brochures 283
- Body Parts 279
- Catalog of American Car ID Numbers 286
- Chassis Parts 279
- Color Chips 280
- Columbia Rear Axle 281
- Details & Specifications 279
- Ford Road Series 284
- General Information

 - Non V8-Related 287
 - V8-Related 284

- General Interest 286
- Hardware & Trim 279
- Maintenance 281
- Operator's Manuals 282-283
- Radio 283
- Repair & Service Manuals 280
- Restoration 285
- Sales Brochures 277-278
- Service Bulletins 280
- Shop Manuals 278
- Transmission & Engine

 - Rebuilding 285

- Truck Owners Manuals 281

Boots, Gear Shift 63

Brakes

- Brake & Clutch

 - Rubber Pedal Pads 18

- Cable & Conduit Parts 20
- Cables 20
- Camshaft, Rear 13
- Camshaft Lever 13
- Drums 10
- Emergency 18-20
- Energizer Kits 13
- Front Grease Baffle 13
- Handles, Emergency Lever 19
- Hydraulic 14-17
- Lever, Front 13
- Lines 17
- Lining & Rivet Set, Hydraulic 16
- Lining Riveting Tool 272
- Mechanical 12-13
- Pedal Bushings 18
- Pedal Springs 18
- Pedal to Master Cylinder Rod 18
- Rod Clevis 19
- Rods 18
- Roller Track Kit 12
- Service 18-20
- Shoe Adjusting Wedge 12
- Shoe Adjusting Wedge Wrench 272
- Shoe Anchor Pin & Plate Bar 16
- Shoe Hold Down Clip 16
- Shoe Retracting Spring 12 & 16
- Shoes 12 & 16
- Shoespring Pliers 272

Brush Sets, Generator 107

Bumpers & Parts 164-167

- Arm Grommets 166
- Bars, Show Quality 164-165
- Bolts 166
- Bumper Brackets 166
- Gravel Deflectors 167
- Grille Guard & Stiffener 167
- Guards 167

- Mounting Hardware 167
- Rear Bumper to Body Seal 167
- Tips 167

Bumper Stickers 276

Bushing Reamers 272

C

Cable & Conduit, Brake 20

Cage Nuts 230

Camshaft & Parts 50

- Bolts & Washer 50
- Lock Nuts & Bearings 50
- Rear Lock Nut Tool 273
- Rear Small Gears 50
- Timing Gear 50

Carburetor & Gas Controls 104

- Accelerator Parts 104
- Choke & Throttle Cable Sets 104
- Choke & Throttle

 - Dash Grommet 104
 - Choke & Throttle Rod Parts 104
 - Choke & Throttle Rod Sets 104

Carburetor & Parts

- Banjo Fitting 98
- Complete Rebuilt Carburetors 100
- Gasket Sets 99
- Identification Chart 100-102
- Linkage Rod 98 & 104
- Repair Kit 99

Car Covers 259

Carpeted Floor Mats 258

Carpets, Closed Car 247

CD Player 174

Center Grille Mouldings 74

Center Grille Plate 75

Channels, Glass 185

Chassis Parts Books 279

Choke & Throttle Rod Parts 104

Choke Knobs 104

Cigar(ette) Lighter Parts 147

- Elements & Wells 147
- Knobs 147

Circuit Breakers & Resistors 117

Clevis, Brake Rod 19

Clinch Nut 230

Clock Parts

- Bezels (Clock Panel) 147
- Clock Faces 147
- Knobs 147
- Mirror Clock Faces 147
- Wiring 147

Cloth Patches 301

Clubs & Publications 3

Cluster Gear & Parts, 3-Speed 60

Cluster Gear & Parts, 4-Speed 61

Clutch & Parts 64-65

- Adjusting Rod Clevis & Pin 65
- Bracket & Ball 64
- Disc 64
- Disc Alignment Tool 273
- Equalizer Shaft Washer & Spring 65
- Pedal Bushing 64
- Pedal Retracting Spring 65
- Pedal Shaft 64
- Pilot Bearing 65
- Pressure Plate 64
- Release Fork & Pin 65



Release Hub & Springs 65
 Release Shaft & Bushing 64
 Throwout Bearing 65
Coils 114
 Adapter Kits 114
 Mounting Bracket 114
Color Chip Books 280
Color Prints 289
Columbia Overdrive Knobs 30
Columbia Overdrive Wire Harness 145
Columbia Rear Axle Books 281
Column Shift Parts, 3-Speed 63
Compact Disc Player 174
Condensers 117
Conduit Set & Parts, Headlight 145
Connecting Rods 48
 Bearings 48
 Bushings 48
 Nut 48
Console, Seat 298
Convertible Top Parts 206–208
Convertible Top Wiring 145
Core Information 57
Cotter Pins 230
Countershaft, 3-Speed 59
Countershaft, 4-Speed 61
Cowl
 Dash Wiring Harness 143
 Lacing Kit 82
 Lamp Crossover Wire 143
 Mirrors 163
 Moulding 218
 Patch Panels 220
Cowl Lamps 126
 Arms 126
 Lens, Gasket & Clip 126
 Mounting Pads 126
 Reflectors 126
 Rims 126
 Turn Signal Adapter Kits 126
Cowl Vent & Parts 177
 Cowl to Firewall Seal 177
 Handle 177
 Hinge & Spring 177
 Lid 177
 Plastic Knob 177
 Ratchet 177
 Rubber Seal 177
 Screen 177
Crank & Door Handle Pins 197
Crank Hole Cover 74
Cranks, Window 197
Crankshaft Parts 50–51
 Gear & Key 50
 Main Bearing Cap Bolt,
 Stud & Nut 51
 Main Bearing Set 51
 Oil Slinger 50
 Pulley 50
 Ratchet 51
 Rear Main Bearing Oil Seal 51
Crossover Pipe 38
Cut Out, Generator 108
Cylinder Head Gaskets 44
 Nut, Studs & Washer 45
 Nut Cover 45
Cylinder Sleeve 47

D

Dash
 Clock 139
 Clock Panel (Bezel) 139
 Defogger Fan 291
 Dome Lights & Parts 141
 Hi-Beam Socket & Jewel 139
 Instrument Panel Dimmer Switch &
 Knob Set 139
 Insulation, Firewall 178
 Knob Sets 140
 Light Wiring 139
 Oil Pressure Sending Unit 139
 Panel Oil Gauge 139
 Panels & Parts 138
 Panel Sets 138
 Radio Panels, Cover & Block-off 139
 Steel Panels 138
Decals & Tags 275–276
 Air Cleaner Decals 275
 Engine Compartment Decals 275
 Ford Oval 275
 Interior Decals 276
 Nostalgic 276
Deck Lid Parts 208–214
Details & Specifications Books 279
Differential Bearing, Cup & Washer 30
Differential Spider Gear Case 30
Dimmer Switch 142
Distributors & Parts
 Bushing Reamer 273
 Bushings 116
 Cap, Rubber Boot 116
 Caps, Outer & Inner 116
 Gasket Set 115
 Model B Parts 118
 Rebuilt Distributors 115
 Rotors 117
Dome Lights & Parts 141
Dome Light Wire 145
Door Parts 188–193
 Bottom Patch Panels 224
 Bumpers 189
 Control Rod 192
 Door Arm Rest Kits 193
 Dovetails 188
 Garnish Moulding Inserts 193
 Handle & Window Crank Escutcheons
 198
 Handles, Outside 199
 Hinge Hardware 190
 Hinge Pin Removal Tool 274
 Hinges & Hinge Pins 189
 Inside Door Pull 193
 Jamb Switches 305
 Latches 191
 Latch Springs 191
 Lock Cylinder 193
 Lock Escutcheons & Pads 198
 Lock Knobs 297
 Mouldings 218
 Scuff Plates 194–195
 Seals 186–187
 Straps, Check Arm & Bracket 188
 Striker Plates & Pads 190
 Window Regulator & Repair Kit 192
 Window Roller Kit 193

Door Seals 186–187
Drive Shaft & Parts 32–33
 Drive Pinion Race & Bearing 33
 Drive Shaft Coupling Sleeve 32
 Drive Shaft
 Roller Bearing & Sleeve 32
 Drive Shaft Slip Yokes 32
 Overdrive Kit 33
 Pilot Bearing 33
 Pinion Grease Seal 32
 Pinion Lock Nut & Washer 32
 Torque Tube Line-Up Tool 272
 Torque Tube Rear Gasket 32
 U-Joint Gasket 32
 U-Joint Pinion Flange 32
Dusters 291

E

Early V8 Club Books 281
Electric Wiper Motor 157
Emergency Brake Parts 18–20
 Hand Brake Cable &
 Conduit Parts 20
 Handles, Lever & Brake Boots 19
Enamel, Acrylic Paint 264
Engine Compartment Decals 275
Engine Parts
 Block Pressure Testing Kit 44
 Complete Engine Gasket Sets 44
 Cylinder Head Studs & Nut Cover 45
 Hardware Kit 45
 Head 44
 Head Gasket 44
 Model B Engine Snubber Kit 46
 Motor Mount Kits & Washers 46
 Piston Pin, Snap Ring & Tool 47
 Piston Rings 47
 Piston Sets 47
 Rear Engine Support 36
 Specifications 3
 Studs, Nuts & Washer 45
 Supplies 49
Equalizer Shaft Spring & Washer 65
Escutcheons 198
 Crank Escutcheons 198
 Door Lock Escutcheons & Pads 198
 Escutcheon Spring 198
 Inside Door Handles & Windows 198
 Vent Window
 Plastic Escutcheons 201
Exhaust Manifold Parts 105
 Gasket Set 105
 Manifold Stud Nut,
 Stud & Washer 105
 Tube Headers 39 & 105
Exhaust System
 Clamps & Brackets 39
 Crossover Pipes 38
 Deflectors 291
 Exhaust Pipe 38
 Header to Muffler Extensions 39
 Mufflers 38
 Smithy's Mufflers 38
Exterior Body Paint 262–264
 Acrylic Enamel 264
 Acrylic Lacquer 262–264



F

Fan Parts 86
 Belt 86
 Mounting Bearing & Gaskets 86

Fasteners 254
 Carpet 254
 Cinch 254
 Durable 254
 Lift-the-Dot 254
 Side Curtain Sets 254
 Top Bow To Top Sets 254

Fender & Parts 148-153
 Bolts & Washers 149
 Covers 265
 Frame Rubber Bumpers 150
 Front Fender Brace
 Reinforcement Brackets 149
 Front Fender Braces 149
 Front Fender Mounting Kits 149
 Front Fender Script 150
 Front Fender Tie Bracket 150
 Front Fiberglass Fenders 148
 Front Steel Fenders & Well 148
 Horn Grille Pads & Cover 150
 Inner Panels, Fiberglass 148
 Rear Fender Brace 152
 Rear Fender Brace
 Repair Panels 152
 Rear Fender Moulding 152
 Rear Fiberglass Fenders 151
 Rear Frame Horn Covers &
 Apron Channel Seals 152
 Rear Steel Fenders 151
 Skirt & Seal 152
 Splash Shields 150
 Welting 149

Fenton Headers 39

Firewall Dash Insulation 178
 Installation Studs 178
 Insulator 178
 Insulator Panel Insulation 178
 Insulator Panels Only 178
 Rubber Grommet 178

Flag Sets 290

Flasher 305

Floorboards & Seals 180-181
 Battery Cover 181
 Differential Inspection
 Cover Plate 181
 Emergency Brake Seals 181
 Floorboard Seals 180
 Front Wooden Floorboards 180
 Master Cylinder Cover 181
 Pedal Cover Plate 181
 Rubber Floor Plug 181
 Steering Tube Seal & Plates 181
 Top Transmission to Floor Seals 181
 Transmission Cover Floor Seals 181
 Transmission Floor Covers 181

Floor Mat Clips 219

Floor Mats, Carpeted 258

Floor Mats, Rubber 219

Floor Panels 224-225

Floor Starter Switch 111

Flywheel Ring Gears & Parts 56

Fog Lamps 292

Ford Color Prints 289

Ford Decals 298

Ford Posters 288

Ford Road Series Books 284

Ford Script 290

Frame & Body Mounting Parts
 Frame Webbing & Pad Sets 35

Frame Rubber Bumpers 150

Front Axle 22-23
 Steering Drag Link Parts 23
 Tie Rod Ends 23
 Tie Rods - Less Ends 23

Front Door Moulding 218

Front License Plate Bracket 36

Front Spring Parts 40-41
 Assembly 40
 Center Tie Bolt 40
 Clamp 40
 Pads 40
 Shackles Bolts & Parts 41
 Shackle Kits 41
 U-Bolts 40
 Upper & Lower Studs 41

Fuel Bib 89

Fuel block 98

Fuel Pump
 Diaphragm 92
 Electric Pump 92
 Mechanical Pump 92
 Mounting Stand & Parts 94
 Pump to Carburetor Gas Line 93
 Push Rod 94
 Rebuild Kits 92
 Sediment Bowl Parts 92

Fuel Stabilizer 265

Fuel System 88-94
 Fuel Gauge Liquid 93
 Fuel Line & Clip 93
 Fuel Shut-off Valve 94
 Gauge Repair Kit 93

Fuzzy Dice 296

G

Garnish Moulding, Door Inserts 193

Garnish Mouldings, Windshield 203

Gas Cap 89

Gas Pumps, Novelty 303

Gas Tank & Parts 88-91
 Assemblies 88
 Caps 89
 Cover 91
 Door Parts 90
 Etch 271
 Filler Grommets 90
 Frame Pads 91
 Mounting Kits 91
 Necks 90
 Sending Units 89

Generators & Parts 106-108
 Bearing 107
 Brush Set & Spring 107
 Cover 106
 Cut Out 108
 Front End Plate 107
 Plate Assembly & Bushings 107
 Pulley 107
 Rebuilt Generator 106
 to Regulator Wire 144

Glass, Window 260-261

Glass Channels 185

Glove Boxes & Parts 176
 Doors, Hinges & Parts 176
 Glove Box & Hardware 176
 Knobs 176

Graphite Lube 271

Gravel Deflector 167

Grease Caps, Front Hub 10

Grease Fittings 230

Grease Seal, Front Wheel 10

Greyhound Cap, Radiator 66

Grilles & Parts 72-75
 Bars & Sets 73
 Center Moulding & Parts 74
 Center Plates, Lower Pan 75
 Crank Hole Cover 74
 Emblem 74
 Inserts 72
 Moulding 73
 Mounts 74
 Pads 70
 Pan 75
 Rubber Bumper Kit
 to Fender Parts 75
 Trim 73
 Trim Clips 216

Ground Strap, Battery 144

H

Halogen Headlights 120

Halogen Tail Light Bulb 133

Hand Brake Parts 20

Handles, Inside Door 196

Hardware 230-232

Hardware & Trim Book 279

Hat Pins 299

Hats 301

Head Gasket 44

Headers 39 & 105

Headlights 120-125
 Bar Stands, Pad & Parts 125
 Buckets 123
 Bucket to Fender Gasket 122
 Complete 120
 Conduit Set & Parts 145
 Dimmer Switch 124
 Glass Headlight Lens 122
 Halogen Conversion Kit 124
 Harness 142
 Inner Ring Clip 121
 Lens Retaining Clip Set 122
 Mounting Bolts 121
 Reflector 123
 Rim 122
 Rim Latch Repair Kit 122
 Sealed Beams & Parts 121
 Shell Repair Set 121
 Sockets 124
 Switch Parts 142

Headliner Installation Tools 274

Headliners, Pickup (Cloth) 250

Headliners, Pickup (Fiberglass) 251

**Head Nut, Nut Cover, Studs & Washers,
 Cylinder** 45



Heater/Defroster & Parts 170
 Blower Motor 170
 Heater Assembly, Hot Water 170
 Heater Motor Wires 170
 Hose & Brackets 170
 Knobs 170
 Shut Off Valve 170
High & Intermediate Shifter Fork 63
High & Third Gear, 4-Speed 61
Hinge Pin Mirrors & Parts 163
Hood Parts 76-83
 Arm & Spring Support 81
 Bumper Set 83
 Center Strip & Hinge 81
 Complete Hoods 76-77
 Cowl Lacing Kit 82
 Emblems 79-80
 Grille Moulding 79
 Handles 83
 Hinge Brackets 80
 Hinge Pads 83
 Hinge Rod Retainers 81
 Hood to Grille
 Catch Bracket Parts 81
 Latches 83
 Latch Tension Springs 78
 Mouldings & Center Strip 82
 Ornament, Base & Release Pin 78
 Ornament Gasket 78
 Ornaments 78 & 80
 Parts & Hardware 79
 Radiator Shell Lacing Kit 82
 Release Handle & Pin 78
 Release Kits 79
 Safety Catch 78
 Side Panel Clip 83
 Side Rod Sets 82
 Trim 79
Horn 137
 Bell Covers & Projector 137
 Button & Light Switch Parts 27
 Button, Contact Wiring 145
 Button Assemblies 27
 Complete Horn Assembly 137
 Grille Pads & Cover 150
 Grille Turn Signal Kit 150
 Motor Wire 145
 Mounting Brackets & Parts 137
 Relay Assembly 137
 Rods, Light Switch & 28
 Screens 137
Hose Clamps, Radiator 69
Hose Kits, Radiator 68
Hub Bolts & Nuts, Wheel 9
Hub Caps 6-7
Hub Grease Cap 10
Hydraulic Brakes 14-17
 Adjusting Wrench 272
 Backing Plates 16
 Hose, Front & Rear 17
 Lining Sets,
 Passenger & 1/2 Ton Pickup 16
 Relined Brake Shoe Sets,
 Passenger & 1/2 Ton Pickup 16
 Shoe Anchor Pin,
 Cam & Plate Bar 16
 Shoe Retracting Spring 16

I

Identification Charts, Body 4-5
Ignition
 Coil 114
 Coil, Rebuilt 114
 Coil Tester 114
 Lock to Dash Pad & Key Blanks 28
 Points 115
 Switch Body & Parts 28
 Switch Kit 28
 Switch On-Off Plate 111
Inner Apron, Front Fender 220
Inner Tubes 7
**Inside Door Handles &
 Window Cranks** 196-197
 Inside Door Handles 196
 Window Crank Knob Only 196
 Window Cranks & Door Handle Pins
 197
 Window Cranks with Knob 197
Inside Door Pull Handles & Straps 193
Inside Rearview Mirrors, Complete 162
**Inspection Cover Plate,
 Differential** 181
Insulation 34
Intake Manifold Parts 105
Interior Decals & Tags 276
Interior Panels
 Kick Panel Retainer Trim 251
 Passenger & Pickup Headliner
 Kick Panels (Fiberglass) 251
 Pickup Door Panels (Fiberglass) 251
Interior Trim Screw Kits 233

J

Jack Instruction Tags 275
Jute Backing 34

K

Kanberra Gel 270
Key Fobs 29
Kick Panel, Pickup 251
Kick Panel Retainer Trim 251
Knob, Cowl Vent Plastic 177
Knob, Gear Shift 62
Knob Set, Dash 140

L

Lacing Kit, Cowl 82
Lacquer, Acrylic Paint 262-264
LED, Lights
 Trunk Lid Emblem 213
License Plate
 Bracket & Parts, Rear 136
 Bracket, Front 36
 Columbia Overdrive Medallion 36
 Frames 295
 Rear Lamp & Housing 136
 Rear Lamp Lens & Gasket Set 136
 Reflective Bolts 295
Liftgate Swing Arm Brackets 206
Light Bulb Application Chart 135
Light Bulb Pliers 135
Light Switch & Horn Rod 28
Lock Cylinders, Door 193

**Low & Reverse Shifter
 Fork & Shaft, 3-Speed** 63
**Low & Reverse Slider Gears,
 3-Speed** 59
Low & Second Gear, 4-Speed 61
**Lower Grille Pan,
 Center Grille Plates** 75
Luggage Rack 294

M

Mac Wear 300-301
Magnetic Display Signs 290
Main Bearing Sets, Crankshaft 51
Main Drive Gear & Parts, 3-speed 58
Main Drive Gear & Parts, 4-speed 61
Main Shaft & Parts, 3-Speed 58
Main Shaft & Parts, 4-Speed 61
Maintenance Books 281
Manifold Parts, Exhaust 105
Manuals, Operator's 282-283
Manuals, Shop 278
Map to MAC's Store 315
Master Cylinder & Parts
 Boot 14
 Filler Cap & Gasket 14
 Outlet Brass Fitting & Connector 17
 Outlet Fitting Bolt 17
 Push Rod 14
 Rebuild Kits 14
Mats
 Carpeted 258
 Rubber 219
 Trunk 219
Mechanical Brakes 12-13
 Brake Lining Set,
 Passenger & 1/2 Ton Pickup 12
 Brake Operating Wedge & Studs 13
 Brake Shoe Adjusting Link 12
 Brake Shoe Adjusting Wedge 12
 Brake Shoe Lining
 Riveting Tool 12 & 16
 Brake Shoe Retracting Spring 12
 Brake Shoe Roller Pin 12
 Brake Shoe Rollers 12
 Brake Shoe Set, Passenger &
 1/2 Ton Pickup, Relined 12
 Front Brake Operating Shaft 13
 Front Brake Shaft Bushing 13
 Hydraulic Brake Adapter Set 12
 Rear Brake Cam,
 Camshaft & Dust Ring 13
 Rear Brake Camshaft Bushing 13
 Roller Track Kit 12
Metal Glass Channels 185
Mirrors & Parts 162-163
 Clock Face 147
 Cowl Mirrors 163
 Hinge Pin Mirrors & Parts 163
 Inside Rearview Mirror Heads 162
 Inside Rearview Mirrors,
 Complete 162
 Peep Mirrors 163
 Vanity Mirror 162
 Windwing Mirrors 163
Motor Mount Kits & Washers, Front 46



Moulding	
Cowl	218
Front Door	218
Rear Door	218
Rear Quarter	218
Muffler Clamps & Brackets	39
Mufflers	38

N

Non-V8 Books	287
Nostalgic Decals	276
Novelties	296-297
Nuts, Screws & Bolts	230-232

O

Oil	
30W & 600W	268
Gauges, Dash Panel	139
Pressure Sending Units	139
Suction gun	272
Oil Dip Sticks & Tube	56
Oil Filler Tube & Cap	56
Oil Pan Parts	55-56
Drain Plugs	56
Gasket Sets	55
Seals	55
Oil Pump & Parts	54-56
4-Cylinder Oil Pump	
Drive Gear Shaft & Parts	54
Filter	54
Idler Gear Parts	55
Oil Pump	54
Holder Pin	54
Shield	54
Spin-on Conversion Kit	55
Oil Pump Rebuild Kit	54
Oil Pump Shafts & Gears	54
Screens	55
Operator's Manuals	282-283
Ornament, Gasket, Hood	78
Outside Door Handles & Pads	199
Overdrive Kit	33

P

Paint, Exterior Body	262-264
Parking & Turn Signal Lights	
Street Rod	129
Parking Lights	127-128
Assembly	127
Lens, Gasket & Bezel	127
Pads & Wiring	127
Patches, Cloth	301
Patch Panels	
Cowl	220
Door Bottom	224
Rear Quarter	222-223
Patent Plates	141
Pedal Cars	302-303
Pedal Cover Plate	181
Pedal Parts, Clutch	64-65
Peep Mirrors	163
Pickup Beds & Parts	226-229
Assembled Pickup Beds	226
Bed & Cab Mounting Wood	228
Bed Floor Covering	226
Bed Front Panel	227

Bed Mounting Bolts	228
Bed Rear Crossmembers	228
Bed Sides Only	227
Bed Stake Pockets	228
Bed Sub Floor Wood Sets	226
Custom Floor Wood Kits	227
Headliners, Cloth	250
Headliners, Fiberglass	251
Interior Panels	251
Lower Bed Sides	228
Miscellaneous Pickup Parts	229
Rear Sliding Window Kit	229
Rear Window Frame	229
Rivet Kit	228
Running Boards	154
Tailgate Chains,	
Brackets & Parts	229
Tailgate Hinge Rod	229
Tailgate Hooks &	
Retainer Spring	228
Tailgates	227
Tail Light Brackets	134
Unassembled Pickup Beds	226
Pilot Bearing & Parts	33
Pinion Gear	30
Piston Pins & Snap Rings	47
Piston Ring Compressor	273
Piston Rings	47
Piston Sets	47
Pitman Steering Arm	25
Point Sets, Ignition	115
POR-15	266-267
Posters	288
Power Booster	295
Power Inverter	295
Pressure Regulator	92 & 98
Prints	289
Publications	3

Q

Quarter Window Rubber Seals,	
Rear	187
Quartz-Halogen Headlights	120
Quartz-Halogen Tail Light	133

R

Radiator & Parts	66-70
Cap Repair Kit	66
Drain Cocks	70
Emblem	67
Greyhound Radiator Cap	66
Hose Clamp	69
Hose Dress-up Kits	69
Hose Kits	68
Lower Radiator Hose	68
Mounting Pads &	
Support Rod Brackets	70
Ornaments	67
Shells	72
Shroud Seals	70
Splash Shield	153
Street Rod Radiators	304
Support Rods & Grill Parts	67
Upper Radiator Hose	68
Water Overflow Tanks	69

Radio & Radio Parts	171-175
Antenna	173
Antenna Hold Down Nuts	172
Antenna Hole Plug	174
Antenna Stop	174
Antenna Turn Knobs	172
Books	283
Change Button	171
Cloth & Chrome Speaker Covers &	
Trim Strip	172
Dial Bezel	171
Dials	172
Face Plate Glass	171
Face Plates	171
Foot Control	173
Glove Box Radio Face Plate	171
Knobs	171
Mounting Hooks & Nuts	172
Panels, Cover & Block-off	139
Rebuild Kits	172
Speaker Boot	173
Tags	172
Radios & Accessories	
iPod® Connector	175
USB Connector	175
Radius Rod Bushing	24
Rear Axle Parts	30-31
Bumpers	31
Columbia Overdrive Knobs	30
Differential Bearing Cup Washer	30
Differential Drain Plug	31
Differential Spider Gear Case	30
Housing Gasket	30
Inner Grease Retainer Tool	272
Key & Parts	31
Ring & Pinion Gear Sets	30
Shaft & Parts	31
Rear Axle Shaft Outer Lock Washer	11
Rear Crossmembers, Bed	228
Rear Door Moulding	218
Rear Engine Support	36
Rear Fender to Body Clip Kit	217
Rear Main Bearing Oil Seal	51
Rear Quarter Moulding	218
Rear Spreader Bar Parts	36
Rear Springs & Parts	
Bracket	43
Center Tie Bolt	42
Clamp	42
Main Leaf Bushing &	
Locking Pins	43
Shackle Bolt	43
Spring Assembly	42
Spring Shackle Kit	43
Stud Parts	43
Swing Hanger	43
Swing Hanger Bushing	43
U-Bolt & Clips Bar	42
Rearview Mirrors, Inside	162
Rear Window Regulator Handles	205
Rear Window Rubber Bumpers	206
Rear Window Rubber Seals	205
Reflectors	133
Regulator, Window	192
Repair & Service Manuals	280
Resistors & Circuit Breakers	117
Restoration Supplies	268-271
Reveal Moulding Clips & Bolt Set	217



Reverse Idler Gear & Shaft,
3-Speed 60
Reverse Idler Gear & Shaft,
4-Speed 61
Rim Liners 7 & 8
Ring & Pinion Gear Sets 30
Ring Gears & Parts, Flywheel 56
Rivet Tools 274
Rocker Panels 223
Roof Edge Seal Kit, Closed Car 206
Royal Spindle Bolt Sets 22
Rumble Lid Parts 208–214
 Bumper Stop Set & Bracket 208
 Fiberglass Complete
 Rumble Lids 208
 Grab Handles 209
 Handle Pad 210
 Latches 211
 Locking Handle, Keys & Parts 211
 Rumble Seat Clips & Hangers 209
 Rumble Seat Gutter 220
 Rumble Seat Hinge Kit 209
 Rumble Seat
 Step Pads & Brace 209
 Seals 213
 Striker Plate 210
Rumble Seat Upholstery 249
Running Boards & Parts 154–155
 Bolt Kits & Grommets 155
 Braces 155
 Complete, With Covers 154
 Cover Kits 154
 Trim 155
 Uncovered 154

S

Safety Wire 231
Sales Brochures 277–278
Scout-A-Longs 303
Screws, Bolts & Nuts 230–232
Scuff Plates, Door 194–195
Seals, Door 186–187
Seat Belts 257
Seat Clips & Hangers, Rumble 209
Seat Parts 215
Seat Springs 252–253
Secret Audio 175
Sediment Bowl & Parts 92
Service & Repair Manuals 280
Service Brake 18–20
 Brake & Clutch
 Rubber Pedal Pad 18
 Brake Pedal Springs 18
 Brake Pedal to
 Master Cylinder Rod 18
 Brake Rod Clevis & Pin 19
 Brake Rods & Cable 18
 Brake Rod Support & Straps 19
 Clutch, Brake Arm &
 Pedal Bumpers 19
Service Bulletins 280
Sheet Metal 220–225
 Center Body Panel 221
 Cowl Patch Panels 220
 Door Bottom Patch Panels 224
 Floor Panel, Steel 224–225
 Front Fender

 Inner Apron Panels 220
 Miscellaneous 225
 Panels Below Trunk Lid 221
 Pick-up Bed Front Panels 227
 Pick-up Lower Bed Sides 228
 Rear Fender Panel 220
 Rear Quarter Patch Panels 222–223
 Rear Window Drains 220
 Rocker Boxes 223
 Rocker Panels 223
 Rumble Seat Risers 220
 Seat Components 225
 Tool Tray Panels 224
 Trunk Floor Pans 222
Shell, Radiator 72
Shift Knobs, Novelty 296
Shift Lever Column
 Assemblies & Parts, 3-Speed 63
Shift Tower Parts, 3-Speed 63
Shift Tower Parts, 4-Speed 63
Shirts, Tee 300–301
Shock Absorbers & Parts 168–169
 Arms & Bolt Set 169
 Bushings 169
 Mounts 169
 Needle Valve Set 169
 New Shocks 168
 Shock Links 169
Shop Manuals 278
Side Curtain Body Sockets 254
Side Curtain Fastener Sets 254
Side Curtains 246
Smithy's Mufflers 291
 Decal 291
Solenoid, Starter 110
Solenoid Cable, Starter to Battery 144
Solenoid to Switch Cable 144
Sound Deadener 34
Spare Tire Parts 8
 Spare Tire Cover 8
 Spare Tire Hold Down &
 Mounting Kits 8
 Spare Tire Trim Rings,
 Seals & Parts 8
Spark Plug Wires & Sets 119
Speedometer & Parts 156
 Cables, Casing & Parts 156
 Cluster 156
 Face & Decals 156
 Grommet 156
Spindle Bolt Set & Parts 22
Splash Shields 153
Spotlights 293
 Mounting Brackets 293
Spreader Bars, Front & Rear 36
Spring, Front Assembly 40
Spring, Rear Assembly 42
Spring, Seat 252–253
Starter Cable
 Brackets & Grommet 144
Starter Motor & Parts 109–111
 Bendix Drive Tool 273
 Buttons 109
 Cover 110
 Floor Starter Switch 111
 Ignition Switch On-Off Plate 111
 Solenoid 110
 Starter Drives & Parts (Bendix) 111

 Starter Motor & Parts 110
Starter Solenoid to Battery Cable 144
Steering Gear Parts 24
 Arm Adapter 22
 Column Clamp 24
 Horn Button, Light Switch & Parts 27
 Housing Cover & Gasket 25
 Ignition Lock to Dash Pad &
 Key Blanks 28
 Ignition Switch Body & Parts 28
 Light Switch & Horn Rod 28
 Pitman Arm 25
 Sector Adjusting Screw &
 Washer 25
 Sector Shaft
 Bushings & Needle Bearing 25
 Sector Shaft Oil Seal & Gasket 25
 Steering Box Gasket Set 25
 Steering Sector Shaft 24
 Steering Wheel Nut & Key 26
 Steering Worm Bearing Cup 25
 Steering Worm Gear Bearing 25
 Upper Column
 Rubber Bushing & Bearing 24
 Worm Gear & Steering Shaft 24
Steering Wheel Knob, Custom 296
Steering Wheels 26
Step Plates & Emblem 290
Stop Light Switch 134
Street Rod Parts 304–306
 Electrical Components 305
 Emblems 306
 Exhaust System 305
 License Plate Frames & Parts 306
 Mirrors 306
 Radiator Accessories 304–305
 Radiators, Walker 304
 Smithy's Mufflers 305
 Throttle Springs 305
Stromberg Carburetor & Parts 95–98
Suction Gun 272
Sun Visor Parts 255
Supplies, Restoration 268–271
Sweatshirts 300
Switch, Dimmer 142
Switch On-Off Plates, Ignition 111
Switch Wire Sets & Parts,
 Headlight 142
Synchronizer & Parts 59

T

Tags & Decals 275–276
Tailgates 227
 Parts 228–229
Tail Lights & Parts 130–134
 Assemblies 130–131
 Brackets & Stands 134
 Extension Wire Harness 143
 Glass Lens 132
 Halogen Conversion Kits 133
 Housing Pads 132
 Lens Gaskets 132
 License Plate Lamp Lens Parts 133
 Pads on Fender 134
 Reflector 132
 Reinforcement Parts 134
 Rims & Mounting Parts 132



Sockets Wiring & Parts 133
 Stop Light Switch 134
Tail Pipe 38
Tappets & Valve Parts 52-53
Temperature Gauge, Sending Bulbs & Parts 112
Temperature Sender Wire 145
Thermostat Assembly 85
Third Brake Light 128-129
Throttle & Choke Rod Parts. 104
Throttle Knobs 104
Tie Rod & Ends 23
Tie Rod End Tool 272
Timing Covers, Gasket & Pin, Front. 46
Timing Gear, Camshaft 50
Tire, Spare 8
Tire Gauge 295
Tire Pump 295
Tires & Tubes
 Blackwall Tires 7
 Radial 7
 Whitewall Tires 7
Tire Trim Rings, Seals & Parts, Spare 8
Tool Bag 274
Tools 272-274
Tool Trays 224
Top & Body Wood. 262
Top Boots 246
Top Kits, Open Car 244
Top Parts 206-208
 Catches, Convertible. 208
 Closed Car Roof Edge Seal, (Top Deck Retainer) 206
 Closed Car Roof Kits. 245
 Closed Car Top Deck Mouldings & Nails 206
 Convertible Sedan Pillar Pad Sets & Top Bow Pads 207
 Convertible Top Knobs 207
 Header Seal 208
 Latches, Convertible 208
 Miscellaneous Convertible Top Parts 208
 Saddle Parts 207
 Top Irons 206
 Top Thumb Clamping Screws & Nuts. 207
Torque Tube Gasket 32
Traffic Light Finder 290
Transmission, 3-Speed 58-60
 Cluster Gear 60
 Cluster Gear Bearings & Washer 60
 Countershaft 59
 Low & Reverse Slider Gear. 59
 Main Drive Gear & Parts 58
 Main Shaft & Parts 58
 Reverse Idler Gear & Parts. 60
 Second Gear & Sleeve 59
 Synchronizer Hub & Parts. 59
 Transmission & U-Joint Gasket Sets 60
 Universal Joint Assembly & Washer 59
 Zephyr Gear Set 60
Transmission, 3-Speed Shift Tower . . 63
 Column & Floor Shift Parts 63

Column Shift Lever Assembly & Parts 63
 Gear Shift Boots 63
 Gear Shift Knobs. 62
 High & Intermediate Shifter Fork. 63
 Low & Reverse Shifter Forks & Shaft 63
 Shifting Linkage Repair Kit 63
Transmission 4-Speed 61
 Cluster Gear & Parts 61
 Countershaft 61
 Front Universal Joint 61
 Low & Second Gear 61
 Main Drive Gear & Parts 61
 Main Shaft & Parts 61
 Reverse Idler Gear & Shaft. 61
 Third & High Gear. 61
 Truck Transmission Gasket Set 61
Transmission 4-Speed Shift Tower. . . 63
 Rails 63
 Shifter Fork & Gate 63
 Shift Lever Knob & Cap Housing 63
Transmission Cover Floor Seal. 181
Transmission Supports 36
Trim & Body Nails. 230
Trim & Hardware Books 279
Trim & Moulding Clips
 Body Belt Clip Kit & Bolt Set 217
 Door Upholstery Clip Set. 217
 Fender Moulding Bolt Sets 217
 Fender to Body Clip Kit. 217
 Floor Mat Clip 219
 Grille Clip Kits 216
 Hood Side Clip Kits 216
 Reveal Moulding Clips & Bolt Set 217
 Splash Apron Clip Kit 216
 Trim Clip Kits. 216
 Trunk Lid Clip & Bolt Set. 217
 Universal 217
 Upholstery. 254
Trim Rings, Wheel 294
Truck Owners Manuals 281
Trunk, Accessory 294
 Cover. 294
Trunk Lid Parts 208-214
 Bumpers 209
 Drain Hose 213
 Emblems 213
 Handle Pads & Seals 210
 Hinge & Lock Set 214
 Latches 211
 Locking Handles Keys & Parts 212
 Rubber Hinge Pad Kits 214
 Seal. 213
 Striker Plates & Support 210
 Support Arms 211
Trunk Light 294
Trunk Mats. 219
Trunk Panels 248
Tubes, Inner 7 & 8
Turn Signal Lights 129
 Adapter Kit 126
 Conversion Kit. 127-128
 Switch Kits. 128

U

Universal Joint, 4-Speed, Front. 61
Universal Joint Assembly & Washer, 3-Speed 59
Universal Joint Gasket, 3-Speed. 60
Universal Joint Pinion Flange. 32
Upholstery. 234-256
 1932-36 Closed Car Top Roof Kits. 245
 1932-39 Rumble Upholstery Kits 249
 1932-47 Pickup Headliner, Black Textured Fiberglass 251
 1932-47 Trunk Panel Sets 248
 1932-48 Closed Car Carpets 247
 1932-48 Open Car Side Curtains. 246
 1932-48 Open Car Top Kit 244
 1932-48 Upholstery Kits 238-243
 1933-48 Open Car Top Boots. 246
 1935-47 Pickup Headliner & Panel Sets 250
 1936-48 Closed Car Headliner Kits 245
 Arm Rest Forms 255
 Assist Straps 255
 Carpet Fasteners 254
 Cinch Fasteners 254
 Durable Fasteners. 254
 Lift-the-dot Fasteners 254
 Robe Rail Cords 255
 Sample Cards 256
 Side Curtain Body Sockets 254
 Side Curtain Fastener Sets. 254
 Top Bow to Top Iron Fastener Sets 254
 Windlace 242

V

V8-Related Books 284
Vacuum Wiper Motors Parts 158
Valves & Tappets 52-53
 Cover Gaskets & Baffle. 53
 Lapping Tool 273
 Tappets & Tools. 53
 Tappet Wrench 273
 Valve Guide Removal Tool 273
 Valves & Valve Guides 52
 Valve Springs, Retainers & Parts 53
Valve Stem Caps. 296 & 297
Vent Window Parts
 Convertible Quarter Window & Station Wagon Vent Window Cranks & Escutcheon 187
 Cranks & Escutcheons 201
 Lever Parts 201
 Seals 201
Voltage Reducers 106
Voltage Regulator. 108

W

Wall Border 291
Water Heater Parts 170



Water Pump & Parts 84-85
 Complete Water Pump 84
 Packing Nut Wrench 273
 Pulley 85
 Pump Rebuild Kit 84
 Thermostat Assembly 85
Water Wetter 268
Webbing & Pad Set, Frame 35
Welting, Fender 149
Wheel Cylinder 15
Wheel Dolly Set 265
Wheel Parts 9-11
 Bearings & Races 11
 Brake Drums 10
 Grease Cap 10
 Grease Seals & Retainer Washer 10
 Hub Bolts & Nuts 9
 Hub Race Repair Kit 11
 Inner Rear Wheel Nuts 9
 Puller, Rear 272
 Support 10
 Trim Rings 294
 Wire Spoke Straightener 272
Windlace, Cloth 242
Window Channels & Kits 182-184
 Front 182-183
 Rear Door & Rear Quarter 183
 Rear Roll Down Window
 Channel Kits 183
 Rubber, Convertibles Only 184
 Sticks 184
Window Crank, Convertible 187
Window Crank Knobs Only 196
Window Cranks with Knobs 197
Window Felt Fastener Kits 184
Window Glass, Etched 261
Window Glass, Plain 260
Window Regulator Kit, Power 306
Window Rubber Bumpers, Rear 206
Windshield Parts 202-205
 Complete Windshield Frames 202
 Division Bars 203
 Frame Repair Kit & Corners 203
 Frame to Body Hinge 204

Garnish Mouldings 203
 Regulator 204
 Regulator Handles 205
 Roll Out Knob 205
 Seals 203
 Setting Tool 204
 Stanchions & Parts 205
 Swing Arm Brackets 204
 Swing Arms 204
Windshield Wipers & Parts 157-160
 Arm & Parts 159
 Arm to Motor Rubber Grommet 160
 Assembly 159
 Blade 159
 Control Assembly 160
 Electric Wiper Motors & Parts 157
 Hose, Vacuum 158
 Hose Grommets 158
 Knob 160
 Motor, Electric 157
 Motor Shaft to Roof Seal 160
 Rod & Rubber Grommet 160
 Tandem Wiper Kit 159
 Tower Pad 160
 Tower Set 159
 Vacuum Wiper Motor Repair Kit 158
Windwing Glass & Brackets 200
Windwing Mirrors 163
Wire Wheel Support 10
Wiring 142-146
 Battery Cable
 Grommet & Holder 144
 Battery Ground Strap 144
 Battery to Starter Solenoid
 Cables 144
 Cloth Wiring 146
 Coil to Distributor Wire 144
 Columbia Overdrive
 Wire Harness 145
 Convertible Top Wiring 145
 Cowl, Dash Wiring Harness 143
 Cowl Lamp Crossover Wire 143
 Dome Light Wire 145
 Firewall Rubber Grommet 146

Firewall to Engine Ground Strap 144
 Fuse Block to Voltage Regulator 144
 Generator to Regulator Wire 144
 Headlight Conduit Set & Parts 145
 Headlight Harness 142
 Horn Button Contact Wiring 145
 Horn Motor Wire 145
 Oil Sender to Cowl
 Wire Harness 145
 Rear License Light
 Connection Wire 144
 Spark Plug Wire Sets 119
 Starter Cable Brackets 144
 Starter to Switch,
 Solenoid Cables 144
 Tail Light Conduits & Repair Kit 143
 Tail Light Crossover Wire 143
 Tail Light Extension Wire 143
 Temperature Sender Wire 145
 Terminal Strip 305
 Wire Connectors & Frame Clips 146
 Wire Loom 146
Wolf Whistle 290 & 296
Wood, Body & Top 262

Z

Zephyr Gear Set 60




Contact Information

Local & Foreign (716) 210-1340
 US & Canada (800) 777-0948
 Fax (716) 210-1370
 Email customerservice@macsauto.com
 Web site macsautoparts.com
 Map page 315

V8 CLUBS & PUBLICATIONS

<p>The Early Ford V8 Club of America PO Box 1715 Maple Grove, MN 55311 earlyfordv8.org</p>	<p>Early Ford V8 Foundation PO Box 284 Auburn, IN 46706 fordv8foundation.org</p>
<p>Cars & Parts PO Box 926 Sidney, OH 45365-0926 carsandparts.com</p>	<p>Hemming's Motor News Box 100 Bennington, VT 05201 hemmings.com</p>
<p>Old Cars Weekly & Price Guide 700 East State Street Iola, WI 54990-0001 oldcarsweekly.com</p>	<p>Skinned Knuckles PO Box 6983 Huntington Beach, CA 92615 skinnedknuckles.net</p>





And You Thought Size Didn't Matter



50,000 square feet of heaven for anyone who truly lives for vintage Ford cars & trucks from Model Ts & Model As to Mustangs & Mercurys

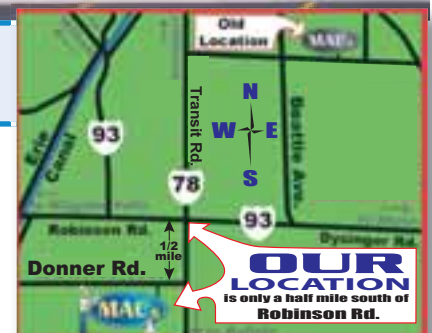
6150 Donner Road • Lockport, NY 14094

STORE HOURS

MON-FRI • 8 a.m. 'til 5:30 p.m. EST
SAT • 8 a.m. 'til 12:30 p.m. EST

PHONE HOURS

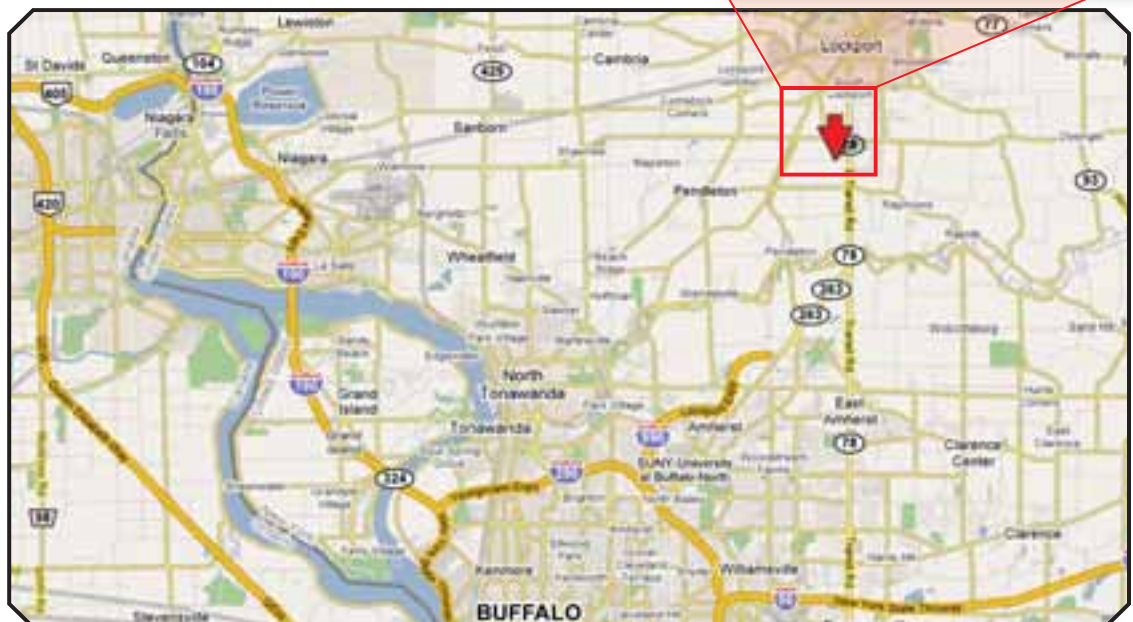
MON-FRI • 8 a.m. 'til 11:00 p.m. EST
SAT • 8 a.m. 'til 5:00 p.m. EST



SORRY, NO SUNDAY OR AFTER-HOURS SALES

When possible, place your order in advance & advise us when you plan on picking it up. It will help us & save you time!

If you are traveling any distance, we suggest you phone ahead to verify parts availability & store hours.



Call (800) 777-0948 to Place Your Order, or Order Online at macsautoparts.com

Shop online TODAY for our selection of over 75,000 parts for your vehicles!



**Ordering:****Manera de engargar: Pour commander un ordre:**

We will accept orders for parts that are listed in our catalog. Orders should be filled out completely on our regular mail order form, mailed, faxed or phoned in. Fill in all the information requested.

Shipping:**Embarque: Pour expédier l'embarquement:**

Parts can be sent air mail. Also see "Alternate Shipping Information" below.

Weight:**Peso: Le poids:**

In general, almost all countries will accept individual packages weighing up to 22 pounds. Many countries will accept packages up to 44 pounds. We will package your order in the required number of containers to meet these requirements.

Size:**Dimensiones: La dimension:**

The size limits are determined by the U.S. Postal Service, not the customer's country. In general, the greatest length cannot exceed 42 inches. The total length & girth combined cannot exceed 79 inches.

Insurance:**Seguros: L'assurance:**

Air Mail Insurance is available for most countries. Individual countries have different maximum insurance limits. Insurance limits apply to each individual package, not the total order if in more than one package. All packages are automatically insured for the value of the contents where insurance is available.

Customs:**Derechos de aduana: Bureaux des douanes:**

Customs forms are required for all packages being sent from the U.S. We will automatically fill out & attach the required forms. The customer is responsible for paying all duties, fees & taxes levied by their country. Values will not be altered on Customs documents.

Postage:**Derechos de correo: Frais de poste:**

All postage fees charged by the Postal Service are based on actual weight. As a means of estimating the postage required, we have devised the chart below. These are estimated amounts. Actual postage will be charged. Any shortage will be billed. Any excess will be held as a credit to apply to a future order—we do not give refunds on international orders.

Estimated International Postage Charges

	Air		Air
Up to \$20.00	\$24.00	\$40.01 to \$60.00	\$40.00
\$20.01 to \$30.00	\$32.00	\$60.01 to \$100.00	\$44.00
\$30.01 to \$40.00	\$36.00	Over \$100.00	51%

Be sure to include extra postage for heavy or bulky items.

Other Charges:**Derechos adicionales:****Les honoraires supplémentaires:**

In addition to the postage charges above, there are two other charges, which are explained below.

Boxing Fee:**Derechos de empaquetar mercancía:****Les honoraires pour l'empaquetage:**

International shipments require special boxing & wrapping, as well as the preparation of customs documents. To simplify things, we have established a minimum fee of \$3.00 or 5%, whichever is greater. Please add this to the above postage charges. Also include special fees for parts listed in the catalog.

Bank Collection Fees:**Derechos de banco:****La collection des honoraires par la banque:**

If your form of payment does not meet the Banking Requirements listed in the Payments Section, our bank will charge a collection fee. This fee is explained in the Payments Section. The fee is the exact amount of the bank collection fee. These fees are normally between \$15.00 & \$30.00.

Payments:**Maneras de pagar: Les paiements:**

All payments must be in U.S. dollars. Cash, in the form of U.S. dollars, may be sent at the customer's risk. All checks, money orders or drafts must be payable on an U.S. bank & have U.S. Federal Reserve Routing Numbers. These are special numbers used by the U.S. Banking System. If you cannot obtain this type of check from your bank, please include the Bank Collection Fee listed above in the "Other Charges" section. Full payment, including postage & other charges, must be included with your order. There are no open accounts or credit extended.

Credit Cards:**Cartas de crédito: Les comptes crédites:**

We accept Visa, MasterCard, American Express, Discover & Diner's Club. Please check to be sure the cost of your order does not exceed your credit card limits. All card charges are computer authorized prior to shipping. Shipment will not be made if authorization cannot be obtained.

Address:**Dirección: L'adresse:**

Please be sure you have included your complete address on the order form. It must include everything required for delivery in your country, including your postal code. Anything that will help insure delivery should be included. If you have a telephone, the inclusion of its complete number is required. Also include the name of the nearest international airport.

Alternate Shipping Information:**Otras maneras de embarque: L'information relativement à autre expédition:**

Upon special request, small packages will be shipped by Express Mail. Double the shipping rate amounts shown in the Postage Chart if you want your package sent Express Mail. The fee schedule is quite expensive & should be considered only if speed is essential or the ordered items are too big for Air Mail. UPS Air Service is also available; rates vary greatly by destination.

The fee schedule for Air Freight is too complex to provide estimates. The fee is based on a combination of weight, volume & destination. We DO NOT ship by Ocean Freight. Crating costs, shipping costs & other problems preclude the offering of this service.

Catalog Requests:

Any request for a catalog not accompanied by an order requires \$5.00 per catalog to cover postage costs. If the catalog is requested with an order, it will be included in the package at no charge.

MAC's Antique Auto Parts

Fax: 1-716-210-1370

P.O. Box 238 • Lockport, NY 14095-0238

Phone: (716) 210-1340

Email: customerservice@macsauto.com

Web site: macsautoparts.com





MAC's ANTIQUE AUTO PARTS

2010 1932-48 V8 Catalog

GENERAL INFORMATION -- All items in this catalog are good quality new, rebuilt, or new old stock (N.O.S.).

MINIMUM ORDER -- While there is no minimum order, on orders totaling less than \$20.00 in parts, prior to shipping & handling, there is a \$2.00 minimum order fee. This minimum order fee attempts to cover some of the costs that we-and all suppliers-incur when processing/handling your lower dollar order. Even with advancements in direct shipping from the manufacturer, or their warehouse, there is still extensive paperwork and follow-up involved.

ORDERING INSTRUCTIONS -- All orders are shipped by United Parcel Service (UPS). Parcel Post shipping in the U.S. is by request only or to addresses without street addresses. Oversize orders shipped by truck will be shipped Freight Collect. On all orders outside the U.S., please see the International Information Page. UPS weight limit in the U.S. is 150 lbs. Parcel Post weight limit in the U.S. is 70 lbs. C.O.D., MasterCard, Visa, Discover, American Express/ Diners Club and mail orders accepted. C.O.D. orders in U.S. only! C.O.D. ORDERS ARE CERTIFIED CHECK, BANK CHECK, OR POSTAL MONEY ORDER UNLESS PRIOR ARRANGEMENTS ARE MADE. UPS WILL NO LONGER ACCEPT CASH COD PAYMENTS. On credit card orders, we need your card number and expiration date. NEVER PHONE IN AN ORDER FOR WHICH YOU WILL BE MAILING A CHECK. Any returned check is subject to a \$35.00 fee.

INTERNATIONAL SHIPPING -- All shipping outside continental U.S. is made by air Parcel Post. Weight and size limits vary depending on the destination. Express mail and air freight can be used by request if available. Customs forms are required on all shipments, and all customs documents require full declared values. All payments must be payable to a U.S. bank. See International Shipping Page in this catalog for further details. We do not ship by ocean freight.

PRICES -- All prices in the catalog are subject to change without notice. We try to keep our prices as low as possible and hold price changes to a minimum. Prices may be given over the phone, but these are current prices at the time of the request, and are not to be considered quotes.

BACK ORDERS -- All items are shipped promptly, **except** where noted "Special Order," or "Exchange Only." We will back order if the item is not in stock but is expected within 21 days. Anything can be back ordered by request. It is the customer's responsibility to keep track of back orders. The shipping charges remain the responsibility of the customer for any duplicated back orders or orders refused because they are no longer needed. If a back order is no longer needed, be sure to cancel it and avoid unnecessary shipping charges. All packages (including back orders) will incur individual shipping charges.

RETURNED GOODS -- Parts may be returned with a valid reason within 30 days. Please write, call or e-mail us BEFORE returning anything, state your reason for return. On any returned items which are not damaged or defective, a 12% restocking fee might be charged. When returning an item, please be sure to ENCLOSE A COPY OF THE ORIGINAL SALES INVOICE. Returns will not be processed without a copy of the invoice. All returned items must be prepaid. Our liability is limited to the purchased price paid -- with no liability for consequential damage or losses. For no reason will returns be accepted after one year.

DAMAGED/ MISSING GOODS -- If merchandise was damaged in shipping, or parts are missing, immediately notify the carrier and file a claim. DO NOT DISCARD THE SHIPPING CONTAINER OR THE MERCHANDISE. Following this, call or write for further instructions.

PAYABLE TO -- Money orders, bank drafts, and checks should be payable to: MAC's Antique Auto Parts. U.S. funds only. New York State residents include proper sales tax applicable to your city or county. We cannot accept international personal checks.

TOLL FREE PHONE ORDER INSTRUCTIONS -- Before calling, completely fill out the Order Form, and have all your order information ready and organized.

TOLL FREE PHONE & PHONE HOURS -- Toll Free Phone 800-777-0948 (within U.S. and Canada) is personally answered between 8:00 AM & 11:00 PM Eastern Standard Time Monday through Friday, and 8:00 AM-5:00 PM Eastern Time on Saturday. After hours, our phone system will take your order for a catalog or parts. There is no charge to you for this call, and you can get your parts faster at less cost. The MAC's Fax Line 716-210-1370 is open 24 hours a day. Also, our Web site (macsautoparts.com) is always available. For local calls and from outside the U.S., please call 716-210-1340. BE PREPARED WHEN PHONING IN YOUR ORDER. We need the part number, description, quantity desired, and all the needed customer information.

REFUNDS -- All refunds are issued approximately 7 days after shipping unless items are back ordered, in which case the refund, if any, will be issued approximately 7 days of the processing of the last back ordered item. Checks must be cashed within 6 months. A replacement fee of \$10.00 will apply to all uncashed or lost checks.

BOXING FEE -- There is a \$2.00 boxing fee added to each order.

SHIPPING FEES -- These are shown in the chart on the Order Form. They are estimated only, and actual charges will depend upon weight and destination. ALWAYS INCLUDE EXTRA SHIPPING FOR HEAVY OR BULKY ITEMS. Excess amounts will be refunded. See International Shipping Page in this catalog for details on foreign shipping costs.

NEW YORK STATE SALES TAX -- All parts picked up at our store or delivered in N.Y. State are subject to the N.Y. State Sales Tax regardless of where you live, unless you have a N.Y. Resale # or Exempt # ON FILE at MAC's. Tax is calculated on the total of your order, including boxing and shipping.

MAILING ADDRESS -- MAC's Antique Auto Parts, PO Box 238, Lockport, New York 14095-0238.

SHIPPING ADDRESS -- MAC's Antique Auto Parts, 6150 Donner Road, Lockport, New York 14094.





P.O. Box 238, Lockport, NY 14095-0238

ORDER LINE: (US or Canada) **(800) 777-0948**

Local Phone Number
(716) 210-1340

24 Hour Fax:
(716) 210-1370

E-Mail:
customerservice@macsauto.com

Or Visit our Web site
www.macsautoparts.com

(Please print clearly)

Name _____ E-mail Address _____

Street _____ Customer # _____ Date _____

City _____ State _____ Area Code & Phone (_____) _____

Year of vehicle _____ Body Style _____ Country _____ Zip _____

Is this your first order with MAC's? Yes No

Payment enclosed (Bank or Postal money orders & Checks)

Please do not phone in an order for which you are mailing a check.

C.O.D. (U.S. only—certified check unless prior arrangements are made.) **NOTE: UPS charges \$10.00 per box for C.O.D.**

Card # _____ - _____ - _____ - _____

Signature _____ Expiration Date _____

#	Part Number	Page #	Part Name	Qty.	Price Ea.	Total Amt.
1						
2						
3						
4						
5						
6						
7						
8						
9						
10						
11						
12						
13						
14						
15						
16						
17						
18						

U.S. ORDERS BY UPS ESTIMATED

Up to \$20.00	\$7.00
\$20.01 to \$30.00	\$8.50
\$30.01 to \$40.00	\$9.50
\$40.01 to \$60.00	\$10.50
\$60.01 to \$100.00	\$13.25
Over \$100.00	10%

Add \$9.00 per box for COD!
Double the above for Parcel Post Shipping.
Add extra shipping for heavy or bulky items.
SPECIAL SERVICE AVAILABLE, U.S. ORDERS ONLY
UPS 3-Day Select (Orange) Service: 2 times above
UPS 2nd-Day Air (Blue) Service: 4 times above
UPS Next Day Air (Red) Service: 6 times above

INTERNATIONAL ORDERS BY AIR MAIL ESTIMATED

Up to \$20.00	\$24.00
\$20.01 to \$30.00	\$32.00
\$30.01 to \$40.00	\$36.00
\$40.01 to \$60.00	\$40.00
\$60.01 to \$100.00	\$44.00
Over \$100.00	51%

All payments must be made in U.S. funds. We cannot accept international personal checks. All credit card numbers are computer authorized.
Air Mail is default when not stated. International boxing fee add \$3.00 or 5%, whichever is greater. See details on International Information page in catalog.

Parts Total	
MINIMUM ORDER FEE Applies to orders less than \$20.00 (does not include shipping fees)	\$2.00
ESTIMATED SHIPPING See chart at left	
SPECIAL BOXING FEE Sheet metal & some parts have extra fees. See catalog.	
UPS C.O.D. FEE C.O.D. orders only	\$10.00
SALES TAX NY residents & walk-in orders	
TOTAL PAYMENT	

These are estimated amounts. Published shipping & calculated processing fee will be charged. Any shortage will be billed. Any excess will be refunded. Orders are shipped by the most economical means based on size, value and destination. All packages (including back orders) will incur individual shipping charges.



Fax Your Order to (716) 210-1370, or Order Online at macsautoparts.com
Current pricing available online. Prices are each unless otherwise noted & subject to change without notice.



MAC's ANTIQUE AUTO PARTS

2010 1932-48 V8 Catalog

GENERAL INFORMATION -- All items in this catalog are good quality new, rebuilt, or new old stock (N.O.S.).

MINIMUM ORDER -- While there is no minimum order, on orders totaling less than \$20.00 in parts, prior to shipping & handling, there is a \$2.00 minimum order fee. This minimum order fee attempts to cover some of the costs that we-and all suppliers-incur when processing/handling your lower dollar order. Even with advancements in direct shipping from the manufacturer, or their warehouse, there is still extensive paperwork and follow-up involved.

ORDERING INSTRUCTIONS -- All orders are shipped by United Parcel Service (UPS). Parcel Post shipping in the U.S. is by request only or to addresses without street addresses. Oversize orders shipped by truck will be shipped Freight Collect. On all orders outside the U.S., please see the International Information Page. UPS weight limit in the U.S. is 150 lbs. Parcel Post weight limit in the U.S. is 70 lbs. C.O.D., MasterCard, Visa, Discover, American Express/ Diners Club and mail orders accepted. C.O.D. orders in U.S. only! C.O.D. ORDERS ARE CERTIFIED CHECK, BANK CHECK, OR POSTAL MONEY ORDER UNLESS PRIOR ARRANGEMENTS ARE MADE. UPS WILL NO LONGER ACCEPT CASH COD PAYMENTS. On credit card orders, we need your card number and expiration date. NEVER PHONE IN AN ORDER FOR WHICH YOU WILL BE MAILING A CHECK. Any returned check is subject to a \$35.00 fee.

INTERNATIONAL SHIPPING -- All shipping outside continental U.S. is made by air Parcel Post. Weight and size limits vary depending on the destination. Express mail and air freight can be used by request if available. Customs forms are required on all shipments, and all customs documents require full declared values. All payments must be payable to a U.S. bank. See International Shipping Page in this catalog for further details. We do not ship by ocean freight.

PRICES -- All prices in the catalog are subject to change without notice. We try to keep our prices as low as possible and hold price changes to a minimum. Prices may be given over the phone, but these are current prices at the time of the request, and are not to be considered quotes.

BACK ORDERS -- All items are shipped promptly, **except** where noted "Special Order," or "Exchange Only." We will back order if the item is not in stock but is expected within 21 days. Anything can be back ordered by request. It is the customer's responsibility to keep track of back orders. The shipping charges remain the responsibility of the customer for any duplicated back orders or orders refused because they are no longer needed. If a back order is no longer needed, be sure to cancel it and avoid unnecessary shipping charges. All packages (including back orders) will incur individual shipping charges.

RETURNED GOODS -- Parts may be returned with a valid reason within 30 days. Please write, call or e-mail us BEFORE returning anything—state your reason for return. On any returned items which are not damaged or defective, a 12% restocking fee might be charged. When returning an item, please be sure to ENCLOSE A COPY OF THE ORIGINAL SALES INVOICE. Returns will not be processed without a copy of the invoice. All returned items must be prepaid. Our liability is limited to the purchased price paid -- with no liability for consequential damage or losses. For no reason will returns be accepted after one year.

DAMAGED/ MISSING GOODS -- If merchandise was damaged in shipping, or parts are missing, immediately notify the carrier and file a claim. DO NOT DISCARD THE SHIPPING CONTAINER OR THE MERCHANDISE. Following this, call or write for further instructions.

PAYABLE TO -- Money orders, bank drafts, and checks should be payable to: MAC's Antique Auto Parts. U.S. funds only. New York State residents include proper sales tax applicable to your city or county. We cannot accept international personal checks.

TOLL FREE PHONE ORDER INSTRUCTIONS -- Before calling, completely fill out the Order Form, and have all your order information ready and organized.

TOLL FREE PHONE & PHONE HOURS -- Toll Free Phone 800-777-0948 (within U.S. and Canada) is personally answered between 8:00 AM & 11:00 PM Eastern Standard Time Monday through Friday, and 8:00 AM-5:00 PM Eastern Time on Saturday. After hours, our phone system will take your order for a catalog or parts. There is no charge to you for this call, and you can get your parts faster at less cost. The MAC's Fax Line 716-210-1370 is open 24 hours a day. Also, our Web site (macsautoparts.com) is always available. For local calls and from outside the U.S., please call 716-210-1340. BE PREPARED WHEN PHONING IN YOUR ORDER. We need the part number, description, quantity desired, and all the needed customer information.

REFUNDS -- All refunds are issued approximately 7 days after shipping unless items are back ordered, in which case the refund, if any, will be issued approximately 7 days of the processing of the last back ordered item. Checks must be cashed within 6 months. A replacement fee of \$10.00 will apply to all uncashed or lost checks.

BOXING FEE -- There is a \$2.00 boxing fee added to each order.

SHIPPING FEES -- These are shown in the chart on the Order Form. They are estimated only, and actual charges will depend upon weight and destination. ALWAYS INCLUDE EXTRA SHIPPING FOR HEAVY OR BULKY ITEMS. Excess amounts will be refunded. See International Shipping Page in this catalog for details on foreign shipping costs.

NEW YORK STATE SALES TAX -- All parts picked up at our store or delivered in N.Y. State are subject to the N.Y. State Sales Tax regardless of where you live, unless you have a N.Y. Resale # or Exempt # ON FILE at MAC's. Tax is calculated on the total of your order, including boxing and shipping.

MAILING ADDRESS -- MAC's Antique Auto Parts, PO Box 238, Lockport, New York 14095-0238.

SHIPPING ADDRESS -- MAC's Antique Auto Parts, 6150 Donner Road, Lockport, New York 14094.





P.O. Box 238, Lockport, NY 14095-0238

ORDER LINE: (US or Canada) **(800) 777-0948**

Local Phone Number
(716) 210-1340

24 Hour Fax:
(716) 210-1370

E-Mail:
customerservice@macsauto.com

Or Visit our Web site
www.macsautoparts.com

(Please print clearly)

Name _____ E-mail Address _____

Street _____ Customer # _____ Date _____

City _____ State _____ Area Code & Phone (_____) _____

Year of vehicle _____ Body Style _____ Country _____ Zip _____

Is this your first order with MAC's? Yes No

Payment enclosed (Bank or Postal money orders & Checks) *Please do not phone in an order for which you are mailing a check.*

C.O.D. (U.S. only—certified check unless prior arrangements are made.) **NOTE: UPS charges \$10.00 per box for C.O.D.**

Card # _____ - _____ - _____ - _____

Signature _____ Expiration Date _____

#	Part Number	Page #	Part Name	Qty.	Price Ea.	Total Amt.
1						
2						
3						
4						
5						
6						
7						
8						
9						
10						
11						
12						
13						
14						
15						
16						
17						
18						

U.S. ORDERS BY UPS ESTIMATED

Up to \$20.00	\$7.00
\$20.01 to \$30.00	\$8.50
\$30.01 to \$40.00	\$9.50
\$40.01 to \$60.00	\$10.50
\$60.01 to \$100.00	\$13.25
Over \$100.00	10%

Add \$9.00 per box for COD!
Double the above for Parcel Post Shipping.
Add extra shipping for heavy or bulky items.
SPECIAL SERVICE AVAILABLE, U.S. ORDERS ONLY
UPS 3-Day Select (Orange) Service: 2 times above
UPS 2nd-Day Air (Blue) Service: 4 times above
UPS Next Day Air (Red) Service: 6 times above

INTERNATIONAL ORDERS BY AIR MAIL ESTIMATED

Up to \$20.00	\$24.00
\$20.01 to \$30.00	\$32.00
\$30.01 to \$40.00	\$36.00
\$40.01 to \$60.00	\$40.00
\$60.01 to \$100.00	\$44.00
Over \$100.00	51%

All payments must be made in U.S. funds. We cannot accept international personal checks. All credit card numbers are computer authorized.
Air Mail is default when not stated. International boxing fee add \$3.00 or 5%, whichever is greater. See details on International Information page in catalog.

Parts Total	
MINIMUM ORDER FEE Applies to orders less than \$20.00 (does not include shipping fees)	\$2.00
ESTIMATED SHIPPING See chart at left	
SPECIAL BOXING FEE Sheet metal & some parts have extra fees. See catalog.	
UPS C.O.D. FEE C.O.D. orders only	\$10.00
SALES TAX NY residents & walk-in orders	
TOTAL PAYMENT	

These are estimated amounts. Published shipping & calculated processing fee will be charged. Any shortage will be billed. Any excess will be refunded. Orders are shipped by the most economical means based on size, value and destination. All packages (including back orders) will incur individual shipping charges.



Fax Your Order to (716) 210-1370, or Order Online at macsautoparts.com
Current pricing available online. Prices are each unless otherwise noted & subject to change without notice.

How About a Pick-Me-Up

If you have a V8 pickup, you've come to the right place. MAC's has plenty of parts for pickups, including the new oak bed side boards. Either single or double sided, they come pre-drilled & include all the hardware you need. We also offer rear sliding window kits (pictured below) for 1935-47 pickups. A reproduction of an original Ford accessory, they include interior trim moulding, glass channels, cam-lock knob, mounting hardware, glass pattern & instructions. See page 226-229.

NEW



01C-813396-KT

Do You Own Another Classic Ford or Mercury? Get Your FREE Fully Illustrated Catalog Today!

- Model T & TT 1909-1927 • Model A & AA & Street Rod 1928-1931 •
 - Ford Early V8 & Street Rod 1932-1948 •
- Full-Size Ford/Mercury 1949-1959 & Edsel 1958-1960 •
 - Little Bird 1955-1957 & Big Bird 1958-1966 •
 - Ford Falcon & Mercury Comet 1960-1970 •
- Pickup Trucks 1948-1979 & Econoline 1961-1967 & Bronco 1966-1979 •
 - Full-Size Ford & Mercury Cars 1960-1972 •
 - Ford Fairlane & Torino 1962-1971 • Mustang 1964-1973 •



ANTIQUE AUTO PARTS

V8 FORD

1932-48 PASSENGER
1939-48 MERCURY
1932-47 PICKUP

2010
Parts & Accessories Catalog



OFFICIAL LICENSEE OF
FORD MOTOR COMPANY
TRADEMARK PARTS



Order at 800-777-0948 or
macsautoparts.com

Shop From More Than 11,200 Parts & Accessories for Your 1932-48 V8 Ford



Enjoy easy search,
online specials &
the widest selection at
macsautoparts.com



CATALOG CODE
VMAC10

U.S. & Canada
800-777-0948
Local &
International
716-210-1340

Tie One On



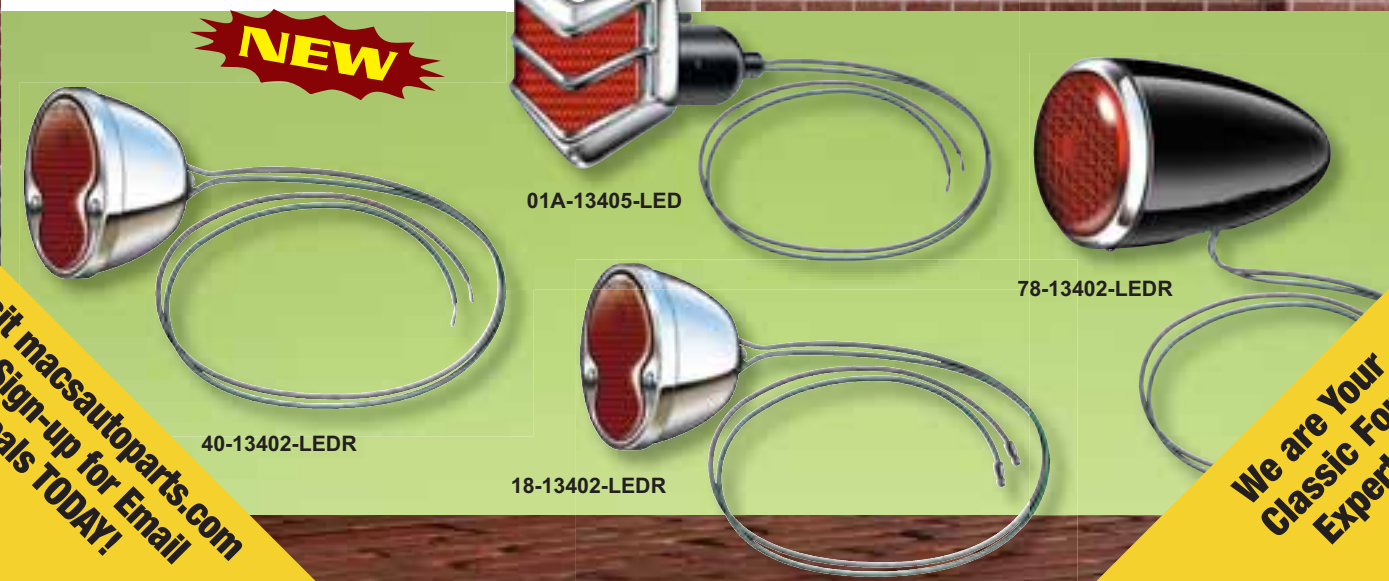
If you are building or driving a fenderless Hi-boy, your front suspension is in full view. By combining form & function, these chrome-plated tie rod ends will look great while enhancing your ride's handling & steering. See page 23.



11A-3270-CH

Brighter is Better

MAC's now offers complete LED versions of many popular tail lights. These LEDs are brighter & last longer than traditional bulbs See page 130.



01A-13405-LED

78-13402-LEDR

40-13402-LEDR

18-13402-LEDR

Visit macsautoparts.com
to Sign-up for Email
Deals TODAY!

We are Your
Classic Ford
Experts!