



***Trick Box for use on Active Exhaust System equipped 2007 models***

Chapter 3 is all about Pipes. From loud race pipes, to pipes that make your V-Twin rumble to whispering EU approved pipes. Zodiac represents the biggest names in the industry. Names like SuperTrapp, Kerker, Hooker, Cycle Shack can be found in this section. We offer everything from full-open drag pipes to EU approved, complete exhaust systems, headers, mufflers, heat shields and hardware. And for those who want to build their own system we have J- and U-bends in various diameters. New for 2006 are the EU approved "Sebring" mufflers and the complete line of BSL Stainless Steel mufflers and exhaust pipes. The Hottest news is our Trick Boxes to overrule the commands the ECU gives to the Active Exhaust System on European 2007 models.



***"Rainbow Down-Under" pipes are just one of the many models in the extensive range of BSL exhausts***



***Sebring E-approved slip-on mufflers***

## SUPERTRAPP MEGAPHONE SERIES 2-INTO-1 SYSTEMS

SuperTrapp exhaust systems pack more Horsepower with less weight. Provides both wave and outlet antireversionary tuning capabilities, that boost the power over the entire RPM range. The unique SuperTrapp pipe design features an adjustable 4" disc system at the end. Adding discs increases the size of the exhaust opening and reduces the back pressure. Lowering the number of discs used, reduces the exhaust gas outlet and decreases the noise. The ability to easily remove or add discs enables the rider to wave tune the system for maximum power from "Within legal noise standard" to the "Roaring Thunder" of a Drag Racer. These exhaust systems are available in Stainless Steel in either a brushed satin "racers look" or a highly polished finish. For Sportster models there is also a chrome plated mild steel version available. Exhausts bolt to the stock mounting points. SuperTrapp claims, if the carburetor is properly re-jetted, an increase of 10 Horsepower over the stock system. SuperTrapp exhaust systems are recommended by almost every highperformance engine builder and are used exclusively by the factory racing team. Available in complete sets or in header pipes only.



**Fits 883, 1100 & 1200 Evolution Sportster models 1986 thru 2003, except models with stock forward controls**

| Complete set  |                      | Header pipes  |
|---------------|----------------------|---------------|
| <b>233006</b> | Brushed satin finish | <b>237399</b> |
| <b>233007</b> | Polished finish      | <b>237400</b> |



**Fits Dyna Glide models. Features low exit megaphone with built-in disc heat shield for saddlebag clearance**

**Fits Dyna Glide models from 1991 thru 2005**

| Complete set  |                      | Header pipes  |
|---------------|----------------------|---------------|
| <b>233172</b> | Brushed satin finish | <b>237395</b> |
| <b>233173</b> | Polished finish      | <b>237396</b> |



## SUPERTRAPP 2-INTO-1 POWERPIPES FOR 2004 TO PRESENT SPORTSTER

SuperTrapp claims these new 2-into-1 PowerPipes outperform all other 2-into-1 systems on the market. Tested in dyno shootouts and on the racetrack, PowerPipes have proven to be the best performing exhaust for these models. Features SuperTrapp's famous tuneable 4" disc system, Designer Style polished aluminum end-cap, three-piece triple chrome plated heat shields that provide full coverage for the headers and collector, as well add that beefy look to the system.

**733029** Fits all 2004 to present Sportster models

NOTE: EXCEPT WHERE MENTIONED DIFFERENTLY, ALL EXHAUST SYSTEMS, MUFFLERS, DRAG-PIPES, ETC. SHOWN IN OUR CATALOG, ARE FOR CLOSED COURSE COMPETITION OR IN SHOW COMPETITION ONLY. THEY WILL NOT MEET LEGAL NOISE STANDARDS.





**NEW**

**SUPERTRAPP 2-INTO-1 POWERPIPES FOR FLH/FLT MODELS**


SuperTrapp claims these new 2-into-1 PowerPipes outperform all other 2-into-1 systems on the market. The patent-pending bracket mounts the exhaust system to the transmission instead of the frame, allowing the exhaust system to “float” with the engine and transmission assembly.

**Features include:**

- Triple-chrome plated mild steel
- Tuneable 4” disc system
- Designer Style polished aluminum end-cap
- Chip-resistant gloss black powder coated brackets
- Unique three-piece triple chrome plated heat shields that provide full coverage for the headers and collector

**733030** Fits all 1985 thru 2006 FLH/FLT models with Evolution or Twin-Cam motor

**733063** Fits 2007 to present FLH/FLT models



**SUPERTRAPP XR STYLE 2-INTO-2 RACING & STREET EXHAUST SYSTEM**

**233090** Following the great styling of the 2 into 2 exhaust system of the Harley-Davidson XR 750 factory racers, SuperTrapp designed this exhaust system for the Harley-Davidson Sportster models with Evolution engines. This system was specifically designed for the 1993 dirt track series, but is totally streetable as well. Dyno testing on a stock 883 (rejetted and different ignition module) showed a peak power increase of eight Horsepower!!! Installation on modified Sportsters (Big-Bore, cams, carburetor, head work, etc.) and the use of up-to 28 discs will yield even more dramatic power increase. This system is supplied with twelve discs per mega-phone and comes complete with 2.5” diameter reverse cone racing cores. As a note, even though we all know our Harley/SuperTrapp customers love the roaring thunder of their motorcycles, the use of 15 to 28 discs and/or the open racing style end cap will make this system louder than previous SuperTrapp systems. Fits 883, 1100 and 1200 Sportster Models 1986 thru 2003.

**SUPERTRAPP'S CHROME 2-INTO-1 POWERPIPES**

SuperTrapp claims these new 2-into-1 PowerPipes outperform all other 2-into-1 systems on the market. The patent-pending bracket mounts the exhaust system to the transmission instead of the frame, allowing the exhaust system to “float” with the engine and transmission assembly.

**Features include:**

- Triple-chrome plated mild steel
- Tuneable 4” disc system
- Designer Style polished aluminum end-cap
- Chip-resistant gloss black powder coated brackets
- Unique three-piece triple chrome plated heat shields that provide full coverage for the headers and collector

**733027** Fits all 1990 thru 1999 Evolution Softails, all **NEW** 2000 thru 2006 Twin-Cam Softails, all 1991 thru 1998 Evolution Dyna's and all 1999 thru 2005 Twin-Cam Dyna's

**700945** Replacement header set for Softail and Dyna Models

**733062** Fits 2006 to present Dyna

**733061** Fits 2007 to present Softail



**SUPERTRAPP'S LIGHT-WEIGHT SLIP-ON MUFFLER**

This very easy to fit SuperTrapp slip-on muffler for the Buell models features an improved internal disc design for tuneable sound and performance. Made of Stainless Steel and has brushed finish.

**700963** Fits S1, S3, and M2 models 1997 to present and X1 Lightning models 2001 to present





## SUPERTRAPP EXHAUST SYSTEM FOR SHOVELHEAD

This 2-into-1 exhaust system fits all 1971 thru 1984 FX models with Shovelhead engines. The unique 4" disc system at the end of the exhaust gives you the opportunity to wave-tune your Shovelhead engine to get maximum Horsepower. Each system comes with a special mounting bracket and heat shield for the rear pipe. Can also be used on kick start equipped motors, if the late-style fold-out kick arm (ZPN 290313) is used, or if the kick starter shaft is replaced by an extra long shaft (ZPN 235845). Available in chrome or polished finish.

### Complete set

**233046** Chrome finish  
**232915** Polished finish

### Header pipes

**237401**  
**237402**



## SLIP-ON MUFFLERS FOR FLHS-FLHT-FLT

Designed with Original Equipment Styling and modern SuperTrapp technology, SuperTrapp promises these slip-on mufflers will give an increase of 6 to 9 Horsepower over the stock mufflers. The exclusive SuperTrapp adjustable disc system is contained within the 3 1/2" muffler body and is accessible through the removable end caps. Optional caps are available. Each muffler comes with 18 discs installed (can be increased to 24 discs) and can be installed to original mounting brackets.

### Fits 1986 thru 1994 models

**233008** Muffler set with Fish Tail end cap  
**233102** Muffler set with tapered end cap



### Fits 1995 to present models

**233158** Muffler set with Fish Tail end cap  
**233159** Muffler set with Turn-Down end cap  
**233160** Muffler set with tapered end cap

## SUPERTRAPP SLIP-ON MUFFLERS

SuperTrapp staggered dual slip-on mufflers are very cost effective versus a full system and give your bike a significant increase in Horsepower. These chrome plated mufflers in a tapered design with SuperTrapp's 3" Internal Disc design are tunable for sound and performance. Very easy to fit as these mufflers slip straight on the stock headers of all 1999 to present Dyna Twin-Cam models.

**232962** Staggered Duals for Dyna Twin-Cam



## MEGAPHONE STYLE SLIP-ON MUFFLERS FOR FLH & FLT SERIES 1995 TO PRESENT

These SuperTrapp mufflers feature the 3" adjustable disc system and are made to help make the miles for FLH/FLT riders go by a little quicker with added performance. You will know at first twist of the throttle that these mufflers are going to make passing that slow moving mini-van ahead totally painless. Available with Slash Cut or Straight Cut bodies.


**233107** Straight Cut  
**233108** Slash Cut

NOTE: EXCEPT WHERE MENTIONED DIFFERENTLY, ALL EXHAUST SYSTEMS, MUFFLERS, DRAG-PIPES, ETC. SHOWN IN OUR CATALOG, ARE FOR CLOSED COURSE COMPETITION OR IN SHOW COMPETITION ONLY. THEY WILL NOT MEET LEGAL NOISE STANDARDS.



**STAGGERED DUAL SYSTEMS FOR SOFTAIL**

**233015** Staggered Dual, fits all 5 Speed Softail models 1986 thru 2006 (except Fat Boy), FLSTF/FLSTN with bracket (OEM 65459-84A). Has Slash-Cut end caps.



**CHROME HEAT SHIELD KITS**

These beautifully Show Chromed heat shield kits are designed to fit the SuperTrapp 2-into-2 exhaust systems like a second skin. Avoid burning your pants or legs on a hot exhaust and also keeps discolored headers out of sight. Kits consist of a front header heat shield, and a rear header heat shield. Necessary hardware is included. Kits also fit EC approved SuperTrapp 2-into-2 exhausts.



**233014** Shotgun Staggered Dual fits FLST Fat Boy 1990, FLSTC and FLSTN, has Fish Tail end caps.


**Heat shields for Staggered Dual systems**

**721687** Evolution Sportster models 1986 thru 2003 (ZPN 233013)

**721686** Dyna models 1991 thru 1992 (ZPN 233011)



**233064** 2-into-1 system, fits all Softail models from 1986 thru 2006, has Fish Tail end cap.



**SUPERTRAPP 2-INTO-2 MEGAPHONE EXHAUST SYSTEM WITH LOW EXIT**

Yes, it's back in the SuperTrapp line-up! SuperTrapp has taken the race proven design of the XR750 racing system and converted it to fit your street-going machine. Now you can combine maximum performance and beautiful styling by using this system. Available in a chrome plated steel version and in a Stainless Steel version with either a polished or brushed satin finish. The Stainless Steel version will turn to a beautiful gold finish after being run.



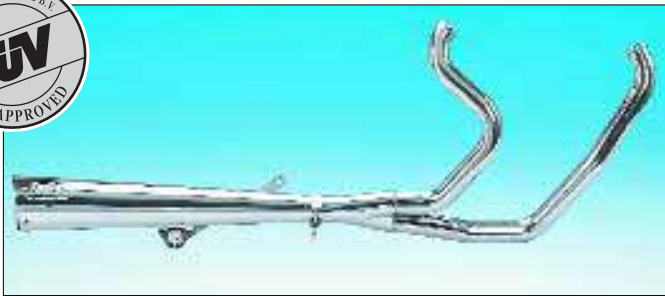
disc out less noise

The adjustable disc system is accessible through the removable end caps, which are available in four different styles as replacement. Systems are made from highly polished steel tubing which then receives a brilliant chrome plated finish. Mounts to the stock factory mounts. For replacement parts see section: Accessories and replacement parts for internal disc series.

**Fits Softail models from 1986 thru 2006**

| Complete system        | Front head pipe | Rear head pipe |
|------------------------|-----------------|----------------|
| <b>233183</b> Polished | <b>235979</b>   | <b>235980</b>  |
| <b>233190</b> Chrome   | <b>235981</b>   | <b>235982</b>  |





03

## ZODIAC'S EUROPEAN UNION APPROVED 2-INTO-1 EXHAUST SYSTEMS BY SUPERTRAPP

SuperTrapp Industries developed an exhaust system that complies with the European standards for noise and emission and still adds extra Horsepower to your Harley-Davidson. We have to admit it was not easy. Specially since we wanted to retain the great looks of SuperTrapp's High Performance 2-into-1 Systems. They re-designed the performance proven 4" disc muffler giving it extra volume and added an extra long internal baffle. The baffle is packed in a special non-aging ceramic, noise absorbing material and has the patented "Disc pack" at the end. They ended up with an exhaust system that still shows a considerable gain of Horsepower over the stock system, yet will meet all EU noise and emission standards. Systems are available in either Stainless Steel with a brushed satin or highly polished finish as well as steel version with a beautiful Chrome plated finish. All systems come complete with all necessary hardware. Header pipes are separately available.

### Fits 1991 thru 1998 Dyna Glide models

| Complete set |                          | Header pipes |
|--------------|--------------------------|--------------|
| 235910       | Stainless Steel polished | 237396       |
| 235911       | Chrome plated steel      | -            |

### Fits 1984 thru 1994 FXR models with low exit

| Complete set |                               |
|--------------|-------------------------------|
| 235940       | Stainless Steel brushed satin |
| 235942       | Stainless Steel polished      |
| 235944       | Chrome plated steel           |

### Fits 1984 thru 1994 FXR models with high exit

| Complete set |                               | Header pipes |
|--------------|-------------------------------|--------------|
| -            | Stainless Steel brushed satin | 237395       |
| 235943       | Stainless Steel polished      | 237396       |
| 235945       | Chrome plated steel           | -            |

### Fits 1985 thru 2006 FLH and FLT models

| Complete set |                               |
|--------------|-------------------------------|
| 237512       | Stainless Steel brushed satin |
| 237514       | Chrome plated steel           |

### Fits 1971 thru 1984 Shovelhead FX models

| Complete set |                     | Header pipes |
|--------------|---------------------|--------------|
| 235912       | Chrome plated steel | 237401       |

## THE ORIGINAL MEAN MOTHER SHORT SHOTS

Nothing beats the quality in style, performance and fitment of these Original Mean Mother Short Shots. They feature massive 2" diameter chrome plated header pipes and high volume chrome plated mufflers. The high volume mufflers are redesigned for use on even the largest engines. For those that have a 100 C.I. plus engine these pipes are a must. Zodiac offers these Short Shots in an EU/TÜV approved version as well as a non approved version. Fits Evolution and Twin Cam Big Twin engines.

**733008** Mean Mother Short Shots

**733035** Mean Mother Short Shots EU/TÜV approved **NEW**



## THE ORIGINAL MEAN MOTHER FAT SHOTS FOR RIGHT SIDE DRIVE SOFTAIL MODELS

Now SuperTrapp has the answer, nothing beats the quality in style, performance and fitment of these for Right Side Drive designed Original Mean Mother Fat Shots. They feature massive header pipes with full covering chrome plated heat shields and high volume chrome plated steel mufflers. The high volume mufflers are redesigned for use on even the largest engines. For those that have a 100 C.I. plus engine these pipes are a must. Regular exhaust systems do not cope with the Right Side Drive transmission. There is just not enough offset in the header pipes. Zodiac offers these Fat Shots for use with Right Side Drive transmissions. The special design of the header pipes allows the use of up to 330 tire. Fits Evolution and Twin Cam Big Twin engines and available in an EU/TÜV approved version as well as a non approved system.

**733033** Mean Mother Fat Shots RSD

**733034** Mean Mother Fat Shots RSD, EU/TÜV approved



**ZODIAC'S  
"LOW NOISE"  
STAINLESS  
STEEL  
MUFFLER BY  
SUPERTRAPP**

These mufflers feature the same specs as the muffler used on our EU approved 2-into-1 systems with addition of a right or left hand tunnel mount on the back, this enables the custom builder to easy mount this muffler on any type or model. Fits 1 3/4" head pipes and includes a Stainless Steel clamp and hardware. Exclusively available from your Zodiac dealer.

- 235913** Low Noise muffler R/H
- 235914** Low Noise muffler L/H



**PAUL YAFFE'S "ROAD  
LEGEND" PIPES BY  
SUPERTRAPP**

Designed by high-profile custom bike designer Paul Yaffe and made by SuperTrapp. These 2" diameter designer drag pipes feature triple chrome plating and are polished to a mirror finish. These straight-through drag pipes come with custom designed 3 piece spot heat shields, two on the rear pipe and one on the front pipe, with decorative cut outs and feature super looking Turn Down tips. Available in your choice chrome or black. Fits most Softails and some rigid frames.

- 233109** Chrome
- 733022** Black



**03**



**PAUL YAFFE'S "PHANTOM" PIPE BY SUPERTRAPP**

The Phantom pipe is the latest Supertrapp addition to the custom bike world designed by master builder Paul Yaffe. This awesome 2 into 1 pipe really blows your mind "literally"! This system features satin finished stainless steel headers and muffler. This mind-blowing system comes with custom designed triple chrome plated heat shields to protect your legs from burning. Fits Softail models 1986 to present, as well as most Softail type custom applications. Also available for bikes which are equipped with a Right Side Drive transmission.

- Fits 1986 thru 2006 Softail models**
- 733020** Brushed stainless with chrome heatshields
  - 733036** Black with chrome heat shields

- For bikes with Right Side Drive transmissions**
- 733046** Brushed stainless with chrome heatshields **NEW**
  - 733045** Black with chrome heat shields **NEW**

- Fits 2007 to present Softail models**
- 733056** Brushed silver **NEW**
  - 733057** Classic black **NEW**

NOTE: EXCEPT WHERE MENTIONED DIFFERENTLY, ALL EXHAUST SYSTEMS, MUFFLERS, DRAG-PIPES, ETC. SHOWN IN OUR CATALOG, ARE FOR CLOSED COURSE COMPETITION OR IN SHOW COMPETITION ONLY. THEY WILL NOT MEET LEGAL NOISE STANDARDS.





**03**



**NEW**



**PAUL YAFFE'S "X-PIPES" DRAG PIPES BY SUPERTRAPP**

SuperTrapp produces these Paul Yaffe designed straight thru drag pipes in the best tradition of "Loud Pipes Save Lives". Pipes are 2" in diameter and come with three chrome plated designer heat shields and louvered end caps. Available in chrome or black for 2004 to present Sportster models. A set of baffles can be ordered separately.


- 733040** Chrome X-pipes
- 733041** Black X-pipes
- 733053** Optional baffles (pair)
- 733031** Optional ridged end caps



**PAUL YAFFE'S "X-PIPES" DRAG PIPES BY SUPERTRAPP**

These straight-thru drag pipes are the latest in SuperTrapp's Road Legend series. Designed by world class bike builder and designer Paul Yaffe in the best tradition of "Loud Pipes Save Lives". Pipes are 2" in diameter, and are available in your choice of chrome plated or black coated. Both chrome and black exhausts come with three chrome plated designer heat shields and louvered end caps to give those real killer looks. Fits 1986 thru 1999 Evolution Softail, 2000 thru 2006 Twin Cam Softail and most Custom frames.

- 733023** Chrome X-pipes 1986 thru 2006
- 733058** Chrome X-pipes 2007 to present **NEW**
- 733024** Black X-pipes 1986 thru 2006
- 733059** Black X-pipes 2007 to present **NEW**
- 733053** Optional baffles (pair)
- 733031** Optional ridged end caps **NEW**



**PAUL YAFFE'S "X-PIPES" DRAG PIPES FOR DYNA**

After the introduction of SuperTrapp's Road Legend series X-pipes for Softail, Paul Yaffe designed X-pipes for Dyna models too. Pipes are 2" in diameter, and are available in your choice of chrome plated or black coated. Both chrome and black exhausts come with three chrome plated designer heat shields and louvered end caps to give those real killer looks. Fits 1991 thru 1998 Evolution powered Dyna's, as well as 1999 thru 2006 Twin Cam powered Dyna models. A set of baffles can be ordered separately.

- 733038** Chrome Dyna X-pipes
- 733039** Black Dyna X-pipes
- 733053** Optional baffles (pair)
- 733031** Optional ridged end caps



**SUPERTRAPP "V-5" 2-INTO-1 EXHAUST**

The "V-5" is a chrome plated SuperTrapp 2-into-1 exhaust that provides the classic SuperTrapp performance to the new Harley V-Rod. The complete exhaust system weighs in at 12 lbs., which is a whopping 21 lbs. lighter than the stock system. It comes with a massive triple chrome plated 5" external disc stainless muffler, complete with billet aluminum TrappCap. The system adds a distinctive, unique look to the V-Rod. Headpipes and heatshields are triple Chrome plated. The muffler has a Stainless Steel core construction and gives a deep, throaty sound, making the bike come alive. SuperTrapp claims a significant HP gain over stock.

- 733007** SuperTrapp "V-5" 2-into-1 for V-Rod
- 733032** Discpack for 5" exhaust, pack of 6 **NEW**







**SUPERTRAPP 2-INTO-2 CROSSOVER SYSTEM**

SuperTrapp Show Chrome 2-into-2 crossover system for Softail models. This complete exhaust system features the exclusive SuperTrapp 3" internal disc silencers. The system is bolt-on and comes complete with headpipes, crossover pipe, heat shields, mounting brackets, two mufflers, and Fish Tail end caps. Available for Evolution Softail and Twin-Cam Softail models 1986 thru 2006.

**233157** Fits Softail models 1986 thru 1996

**733025** Fits Softail models 1997 thru 2006



**SUPERTRAPP SUPER ELITE SLIP-ON MUFFLERS**

You can now have exactly the same mufflers as SuperTrapp supplied to "The Factory" for many years. These Super Elite slip-on mufflers are the most popular design on the market today. They feature race-proven mechanical baffles for increased torque and horsepower. To eliminate muffler body bluing SuperTrapp equipped these mufflers with internal baffle heat shields. Mufflers are expertly finished and chrome plated. Mufflers for FLH and FLT series models 1995 thru 2006 come with a SuperTrapp logo on either left or right side. You can use these on both sides of your bike, so it is up to you if you want to install them with the logo's visible or not. Also available for FLSTS Springer Softail models 1997 thru 2003 and FLSTC Softail models 2005 but these can only be installed with the SuperTrapp logo in sight. Elite Series mufflers are sold in pairs and are very easy to fit as they make use of the OEM brackets and headers. End caps are not included but must be ordered separately.

**Elite Series slip-on muffler sets**

**733047** Muffler set, fits FLH and FLT series models 1995 thru 2006

**733048** Muffler set, fits FLSTS Springer Softail models 1997 thru 2003 and FLSTC Softail models 2005









**SUPERTRAPP FISHTAIL MUFFLER SET**

Super looking Performance mufflers for the Heritage Softail Springer models from 1997 thru 2006 with the crossover exhaust system. The mufflers use the 3" internal discs system and have an extended body with mini Fish Tail end caps. They are beautifully Show Chromed and are sold as a set. All necessary hardware is included.

**233140** Fishtail mufflers for FLSTS models


**Elite Series end caps**

**Sold each, order 2 for your Elite Series slip-ons.**

- |   |   |
|---|---|
| <p><b>A.</b> </p> <p><b>B.</b> </p> <p><b>C.</b> </p> <p><b>D.</b> </p> <p><b>E.</b> </p> <p><b>F.</b> </p> <p><b>G.</b> </p> <p><b>H.</b> </p> | <p><b>A. 239877</b> Turn down/out, 90 degree rotatable, Chrome plated steel</p> <p><b>B. 239875</b> Tapered, Chrome plated steel</p> <p><b>C. 239876</b> Fishtail, Chrome plated steel</p> <p><b>D. 733049</b> Slash Cut, Chrome plated steel</p> <p><b>E. 733055</b> Java Jug, Chrome plated steel</p> <p><b>F. 733050</b> Fluted, Chrome plated Billet Aluminum</p> <p><b>G. 733051</b> Tapered, Chrome plated Billet Aluminum</p> <p><b>H. 733052</b> Grooved, Chrome plated Billet Aluminum</p> |
|---|---|

NOTE: EXCEPT WHERE MENTIONED DIFFERENTLY, ALL EXHAUST SYSTEMS, MUFFLERS, DRAG-PIPES, ETC. SHOWN IN OUR CATALOG, ARE FOR CLOSED COURSE COMPETITION OR IN SHOW COMPETITION ONLY. THEY WILL NOT MEET LEGAL NOISE STANDARDS.

03



### UNIVERSAL REPLACEMENT SILENCERS

Stainless Steel universal replacement silencers. Fits 1 3/4" front pipes, with either brushed satin finish or highly polished finish. Features the exclusive SuperTrapp adjustable disc silencer. Comes complete with all necessary hardware. Overall length is 18".

**Note:** For replacement parts see 4" megaphone replacement section.

**233030** 1 3/4" Silencer, satin

**233032** 2" Silencer, satin

**233033** 2" Silencer, polished



### SUPERTRAPP LONG UNIVERSAL RACE MUFFLER

Satin finished Stainless Steel tunable and re-packable 4" internal disc muffler. Extra large capacity allowing more noise reduction without restriction of the gas flow. Available with 16" or 19" muffler body. Both bodies have 4 1/2" diameter. Comes with 8 tuning discs and two clamps: one for mounting the muffler to the frame and one to secure the muffler to the collector.

**233062** With 1 3/4" connector (19" long)

**233041** With 2" connector (16" long)



### UNIVERSAL MODULAR MUFFLERS BY SUPERTRAPP

These chrome plated universal mufflers are available to fit 1 3/4" or 2" front pipes and can be equipped with the end cap style of your choice. Getting tired of the end cap style? Just order new end caps to change the looks of your bike! Muffler bodies are 3" in diameter and are 19" long. They also feature the exclusive SuperTrapp internal tunable disc silencer which can be adjusted for more or less back pressure. Mufflers come with all necessary hardware, the end cap of your choice must be ordered separately.

**A. 233034** 1 3/4" Muffler without end cap

**233035** 2" Muffler without end cap

**B. 233017** Slash-Cut end cap

**C. 233018** Large Fin Fish-Tail end cap

**D. 733054** Small Fin Fish-Tail end cap **NEW**

**E. 233019** Turn-Out end cap

**F. 233016** Tapered end cap

**Note:** See internal disc series for replacement parts and end caps.



NOTE: EXCEPT WHERE MENTIONED DIFFERENTLY, ALL EXHAUST SYSTEMS, MUFFLERS, DRAG-PIPES, ETC. SHOWN IN OUR CATALOG, ARE FOR CLOSED COURSE COMPETITION OR IN SHOW COMPETITION ONLY. THEY WILL NOT MEET LEGAL NOISE STANDARDS.





**STAGGERED SHOTS 733015**



**LONG SHOTS**

**SUPERTRAPP'S MEAN MOTHER DRAG PIPES**

It's no drag, it's a Mean Mother. You'll get Hot Looks and Super Sounds with SuperTrapp's new Mean Mother Drag Pipes, and even hotter with the 12" longer Long Mean Mothers. And for those who want a Hot Classic look there are even Staggered Mean Mothers. The 2 1/2" stacked pipe with an offset look is killer. The pipe itself is 1 3/4", stepped to 2 1/4" in diameter to maintain high exhaust velocity. Hand polished with CNC mandrel bends and a straight through design, mixed with double wall tubing, allow Mean Mother Drag Pipes to provide enhanced performance and no bluing. These pipes feature unique diagonal exits but there are three optional chrome end caps that can be purchased in addition to the stock end cap. All Mean Mothers are supplied with 2" louvered baffles installed to take the noise level down to an acceptable level.

**Fits 2004 to present Sportster models**

**733026** Staggered **NEW**

**Fits 1986 thru 2006 Softail models, including Twin Cam. Also fits most hard tail frames**

**733010** Super Short

**733012** Short


**733011** Long

**733028** Staggered

**Fits 1990 thru 2005 Dyna models, including Twin Cam**

**733016** Short

**733015** Staggered



**Fits 1985 thru 2006 FLT, FLTR, FLH, and FLHR models**  
**733014** Long

**Accessories**

**733017** Chrome Standard replacement end cap, sold each

**733019** Chrome Slash Cut end cap, sold each

**733018** Chrome infinitely adjustable Turndown/out end cap, sold each

**232948** Short (11 3/4" long) 2" diameter louvered replacement baffles for Short and Staggered Mean Mothers, pair

**232960** Extra long (25 1/2" long) 2" diameter louvered replacement baffles for Long Mean Mothers, pair

**03**



**UNIVERSAL SHORT ALUMINUM RACE MUFFLER**

Repackable 4" disc aluminum silencers. This is the same muffler that is used on SuperTrapp Super Street series in the USA. You can use this muffler for the making of any high performance exhaust system. Available with 1 3/4" or 2" connector. Overall length is 14 1/2".

**233042** Race muffler 1 3/4"

**233043** Race muffler 2"



**SUPER LIGHT STAINLESS STEEL RACE MUFFLER**

Extremely light and corrosion free, Stainless Steel is the ultimate material for exhaust system construction. Hand buffed to a satin finish. These completely tunable mufflers are usable for many custom and race applications, and now have a Stainless Steel core as well. Available in three sizes. Overall length is 16 3/4".

**234383** 1 3/4" Connector

**234389** 2" Connector


**234399** 2 1/4" Connector

NOTE: EXCEPT WHERE MENTIONED DIFFERENTLY, ALL EXHAUST SYSTEMS, MUFFLERS, DRAG-PIPES, ETC. SHOWN IN OUR CATALOG, ARE FOR CLOSED COURSE COMPETITION OR IN SHOW COMPETITION ONLY. THEY WILL NOT MEET LEGAL NOISE STANDARDS.



**ACCESSORIES AND REPLACEMENT PARTS FOR INTERNAL DISC SERIES**

- A. **233017** Slash-Cut end cap
- B. **233018** Large Fin Fish-Tail end cap
- C. **733054** Small Fin Fish-Tail end cap **NEW**
- D. **233019** Turn-Out end cap
- E. **233016** Tapered end cap
- F. **233020** Diffuser discs (6 pack)
- G. **233021** Diffuser discs (12 pack)
- H. **233023** Internal end cap, single mount
- I. **233538** Internal end cap new style, 3 bolt
- J. **233539** Internal open end cap new style, 3 bolt
- K. **233186** 3 Pack Bolt for 3 bolt cores



**ACCESSORIES AND REPLACEMENT PARTS FOR 4" MEGAPHONE SERIES**

- A. **233026** Standard end cap
- B. **233024** Open end cap (racing use only)
- C. **233025** Aluminum end cap
- D. **233027** Exhaust shield/deflector, keeps exhaust soot off the caliper/swingarm
- E. **233028** Diffuser discs 4" (pack of 6)  
**233029** Diffuser discs 4" (pack of 12)
- F. **233037** Screw kit (pack of 6) stock replacement  
**233036** Screw kit (pack of 6) holds up to 34 discs but not fewer than 15






**BADLANDS END CAP**

This end cap is milled from 6061 aluminum and is designed to fit the SuperTrapp 4" external disc exhaust systems. This end cap can be used with any number of discs. Cap has chrome finish.

**238320** Flat Cap



**RACING END CAP FOR 3" INTERNAL DISC**

These American made end caps will fit all 3" internal disc SuperTrapp exhausts (except latest model system with 3 bolt internal end cap). They replace the standard closed end caps and make your exhaust emit more sound while maintaining the tunable disk system. Sold each.

**237355** Racing end cap



**HEAT SHIELD FOR SUPERTRAPP 2-INTO-1 SYSTEMS**


**233047** These heat shields were developed to cover the rear exhaust pipe of all 2 in 1 SuperTrapp exhaust systems. Will give extended coverage for boot and pants protection. Includes two hose clamps for easy mounting. Chrome-plated finish (will not fit 2-into-1 Sportster systems).



**"RUMBLER" ADJUSTABLE END CAPS FOR 4" SUPERTRAPP MUFFLERS**

Sometimes you want the old fashioned "Rumble Sound" in your Harley and sometimes you don't. These adjustable end caps make this possible. By loosening the lock screw on the end cap you can open up your exhaust with the small handle, allowing a straight thru flow. Cap is CNC machined from billet aluminum and has a high luster polished finish. Comes complete with Allen key for the lock screw. Fit all SuperTrapp 4" external disc exhausts. Sold each.

**731434** Adjustable end cap



**"TRAPP CAPS" FOR SUPERTRAPP 4" EXTERNAL DISC SYSTEMS**

SuperTrapp designed 5 great styled end caps for the 4" external disc mufflers. These end caps give you the opportunity to personalize the appearance of exhaust systems. Made from heavy metal with a perfect finish. Available in your choice of "Star", "Grate", "Cone", "Dotted wheel" or "Slotted Wheel" style. Caps are sold each.

- A. 721874** Star Style end cap
- B. 721875** Grate Style end cap
- C. 721876** Cone Style end cap
- D. 721877** Dotted Wheel Style end cap
- E. 721878** Slotted Wheel Style end cap



**03**



**“MAGNUM .38 POLICE SPECIAL” END CAPS FOR SUPERTRAPP EXHAUSTS**

Something really special for fire arms enthusiasts, NRA members, and anyone else that wants to stand away from the crowd are these “.38 Police Special” end caps for SuperTrapp mufflers. These end covers are made from billet aluminum, and come in chrome or black. Covers are decorated with genuine Magnum cartridge cases. No matter what finish the end cap has the cartridge casings come in their natural finish. Fit all 6-bolt 4” Megaphone series SuperTrapp mufflers.

- 722275** Chrome
- 722276** Black



**SUPERTRAPP’S T-BOLT STYLE MUFFLER CLAMPS**

All Stainless Steel exhaust clamps with strong zinc-plated, mild steel T-bolt. The strongest and longest lasting clamps available. Replacement for all SuperTrapp systems but can also be used for many custom applications.

- 233192** Fits 1 1/2” (36 to 40 mm) mufflers
- 233193** Fits 1 3/4” (41 to 46 mm) mufflers
- 233194** Fits 2” (48 to 53 mm) mufflers
- 233195** Fits 2 1/4” (55 to 59 mm) mufflers
- 233196** Fits 2 3/4” (67 to 73 mm) mufflers
- 233197** Fits 3” (74 to 78 mm) mufflers
- 233198** Fits 3 1/2” (87 to 93 mm) mufflers



**REPLACEMENT BAFFLES**

Re-pack kits and replacement baffles for the SuperTrapp internal disc series and the external 2-into-1 series (except “Low Noise” mufflers & EEC systems).

- A. 233039** Glass-fiber repack for all systems
- B. 234378** Replacement baffle for 3” internal disc muffler 1.75” - 20.70” long
- C. 233063** Replacement baffle for 3” internal disc muffler 1.75” - 10” long
- D. 233540** Replacement baffle for external disc muffler (except “Low Noise” mufflers)



**SUPERTRAPP MUFFLER CLAMPS**

All Stainless Steel replacement muffler body clamps for SuperTrapp systems. Also usable for many custom applications.

- 233174** Clamp 3 1/2”
- 233175** Clamp 4 1/2”
- 731010** Clamp for 4” Megaphone style mufflers, such as the SuperTrapp Buell muffler





**KERKER EXHAUST SYSTEMS FOR SOFTAILS**

All Kerker FL series are completely re-buildable and are finished in brilliant triple-nickel Chrome plating. The look of these systems can be easily changed with Kerker's fully interchangeable end caps. Choose from the classic FishTail end cap for that vintage look. Tapered end caps provide a stock appearance. The Turndown caps can be positioned in one of three positions, depending on your bike's equipment. Order the system of your choice. You can change the appearance of your bike completely just by ordering one or two optional Kerker end caps at any time.



**2-into-1 System, fits FLSTC Heritage, FLSTF Fat Boy, FLSTN Nostalgia and Softail/FXSTS/FXSTSB models 1986-1997**

- 239869** With Chrome Turndown/Turnout end cap
- 239870** With Chrome FishTail end cap
- 239871** With Chrome Tapered end cap



**2-into-2 Cross-Over System, fits FLSTC Heritage, FLSTF Fat Boy, FLSTN Nostalgia and Softail/FXSTS/FXSTSB models 1989 thru 1997**

- 239872** With Chrome Turndown/Turnout end caps
- 239873** With Chrome FishTail end caps
- 239874** With Chrome Tapered end caps

**2-into 2 Cross-Over System, fits all Softail models 1998 thru 2006**

- 733042** With Chrome Turndown/Turnout end caps **NEW**
- 733043** With Chrome FishTail end caps **NEW**
- 733044** With Chrome Tapered end caps **NEW**

**KERKER 2-INTO-1 SUPERMEGS FOR SOFTAIL AND DYNA MODELS WITH EVOLUTION OR TWIN-CAM MOTORS**

Kerker developed these 2-into-1 system for improved performance on the 80 CI Evolution as well as the 88 CI Twin-Cam motors. The patent-pending bracket mounts the exhaust system to the transmission instead of the frame, allowing the exhaust system to "float" with the engine and transmission assembly. This triple chrome plated system comes with a Slash-Cut muffler with internal cone for enhanced appearance, gloss black powder coated mounting bracket and three-piece triple chrome plated heat shields that provide full coverage of headers and collector. The Kerker 2-into-1 exhaust is available for all 1990 thru 1999 Evolution Softails, all 2000 thru 2006 Twin-Cam Softails, all 1991 thru 1998 Evolution Dyna's and all 1999 thru 2005 Twin-Cam Dyna's. Offset exhausts for Softails with 230 or 250 wide tire conversions are also available.

**Fits 1986 thru 1999 Evolution Softails and 2000 thru 2006 Twin-Cam Softails**

- 722062** Complete system
- 700944** Header only

**Fits Softail models with 250 wide tire conversions**

- 722064** Complete system
- 700944** Header only

**Fits 1991 thru 1998 Evolution Dyna's and 1999 thru 2005 Twin-Cam Dyna's**

- 722065** Complete system
- 700945** Header only





**KERKER RACER'S LOOK EXHAUST SYSTEM FOR SPORTSTERS**

Styled after the exhaust systems that are used on the 883 road racers, this exhaust system will give your Sportster that racy appearance. This system is not only styled after the race systems, it will also increase both Horsepower and torque. This all Stainless Steel system features computer designed polished finish header pipes with your choice of an aluminum or Carbon Fiber bodied muffler. Fits all Evolution Sportster models from 1986 thru 2003, except those with stock forward controls.

**Complete system**

- 722060** With aluminum muffler
- 722061** With Carbon Fiber muffler



**KERKER DOUBLE ESPRESSO PIPES FOR TOURING MODELS**

These Kerker "Double Espresso" slip-on mufflers come with the Java Jugs end caps and improved baffle core design that improves performance without waking up the neighborhood. Installation is easy and done in a glance. Sold in pairs. Fits all FLH and FLT models 1995 to present.

- 733037** Kerker "Double Espresso" slip-ons for 1995 to present FLH & FLT models

**KERKER'S SLIP-ON REPLACEMENT MUFFLERS**

Kerker claims that, due to use of the Kerker designed K3 baffle core, these High Volume Slip-On replacement mufflers will add extra Horsepower to your motorcycle. They are available with your choice of Elliptical, Turn-Out, Tapered or Fish Tail end cap. When, at a later time you want to change to another style end cap, you simply buy another bolt-on end cap. Mufflers bolt to the stock mountings in minutes and are sold in sets.

**Fits FLHR/FLHS/FLHTC/FLTC 1985 thru 1994**

- 239860** With Turndown/Turnout end caps
- 239861** With Fishtail end caps
- 239862** With Tapered end caps

**Fits FLHR/FLHS/FLHTC/FLTC 1995 to present**

- 239863** With Turndown/Turnout end caps
- 239864** With Fishtail end caps
- 239865** With Tapered end caps

**Fits FLSTS Heritage Springer 1997 to present**

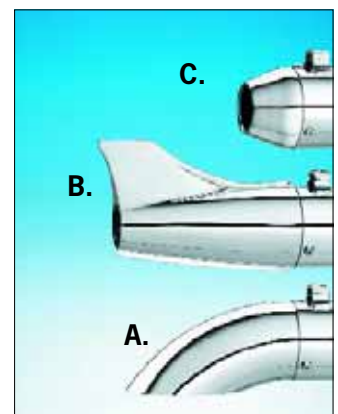
- 239866** With Turndown/Turnout end caps
- 239867** With Fishtail end caps
- 239868** With Tapered end caps

**REPLACEMENT ENDCAPS**

These end caps will fit Kerker 2 into 1, 2 into 2, and slip on mufflers with removable end caps. Chrome finish, sold each.

**Replacement end caps (sold each)**

- A. 239877** Turndown/Turnout
- B. 239876** Fishtail
- C. 239875** Tapered







**03**



**UNIVERSAL RACE MUFFLERS BY KERKER**

Kerker's traditional round and elliptical race mufflers are available in extruded T-6063 brushed aluminum or lightweight aerospace grade carbon fiber. These mufflers feature lightweight billet aluminum flange adapters and "SofTech" sound absorption technology. Kerker claims that their 100% aerospace grade carbon fiber prevents discoloration and thermal breakdown. All systems have Dyno developed cores for maximum volume and flow available, ensuring the maximum performance and sound absorption. End caps and hardware are Stainless Steel for durability. Mufflers come with brushed Stainless Steel muffler-to-frame clamp and an adapter that can be welded or clamped on the headers. Round mufflers are 4 1/2" diameter, elliptical are 5" x 3". Both muffler bodies are 18" (457 mm) long. Available with 1 3/4", 2" and 2 1/2" billet aluminum inlet. These large volume mufflers will reduce the noise drastically without losing power. The perfect choice for large cubic inch motors.

**Kerker Race mufflers with 1 3/4" inlet (45 mm)**

- 720510** Round Aluminum
- 720511** Round Carbon
- 720512** Elliptical Aluminum
- 720513** Elliptical Carbon

**Kerker Race mufflers with 2" inlet (51 mm)**

- 720514** Round Aluminum
- 720515** Round Carbon
- 720516** Elliptical Aluminum
- 720517** Elliptical Carbon

**Kerker Race muffler with 2 1/2" inlet (63.5 mm)**

- 720518** Round Aluminum
- 720519** Round Carbon
- 720520** Elliptical Aluminum
- 720521** Elliptical Carbon



**A.S. INDUSTRIES 2-INTO-2 EXHAUSTS FOR SOFTAILS**

These aggressive looking 2-into-2 exhausts are made by A.S. Industries for those who are building a real High Performance bike. A.S.I. claims a performance gain up to 5%, depending on engine set-up. Exhausts feature extra heavy gauge 2 1/4" diameter Stainless Steel headers for extremely high exhaust gas flow and minimal backpressure. The heavy gauge tubing used for the headers, in combination with the fact that they point towards the air stream, reduce the chance of discoloring. Exhaust systems come with SuperTrapp mufflers that are modified and TÜV approved for use with 80 CI motors. A.S.I. 2-into-2 exhaust systems are made of top-quality material and have an outstanding finish. Available in your choice of satin finish, polished, or black Chrome for Evolution Softtail models 1984 thru 1999, and Twin-Cam Softtail models 2000 to present.

**Fits 1984 thru 1999 Evolution Softtail models**

- 721871** Satin finish
- 721872** Polished finish
- 721873** Black Chrome

**Fits 2000 thru 2006 Twin-Cam Softtail models**

- 722045** Satin finish
- 722046** Polished finish
- 722047** Black Chrome

**Note:** A.S. Industries does NOT warranty the Black Chrome as it is sensitive to scratches and is prone to discoloration. Black Chrome exhausts are intended for show bike use ONLY.





03

**E-APPROVED SLIP-ON MUFFLERS BY SEBRING**

“European made” slip-on’s by one of Europe’s largest exhaust manufacturers. These slip-on mufflers are easy to fit and are “E” approved, making them street legal in all EU countries as well as Switzerland and Norway. Fitting these mufflers on your motorcycle will give you the typical Harley sound without exceeding the current noise level limits. Mufflers are very easy to fit on your stock header pipes and stock mounting brackets. Feature rugged construction and top-of-the-bill quality show chrome finish. Sold in pairs for 2004 to present Sportster models, 1990 to present Dyna’s, 2000 to present FXST Softails, 2000 to present FXSTD “Deuce”, 2000 to present FLSTF Fat Boy, and 1995 to present FLH and FLT series.

- 732304** Fits 2004 to present Sportster models
- 732300** Fits 1990 to present Dyna models
- 732303** Fits 1995 to present FLH and FLT series models
- 732301** Fits 2000 to present FXST Softail models
- 732302** Fits 2000 to present FXSTD “Deuce” and 2000 to present FLSTF Fat Boy



**ELLIPTICAL E-SERIES SLIP-ONS**

White Bros is proud to introduce the new line of E-Series Slip-ons specifically for Harley Dresser models. These Slip-on mufflers utilize the stock OEM header pipes while providing major Horsepower increases across the entire RPM range and improved sound. Features top quality construction, beautiful chrome finish, and includes all mounting hardware for a perfect fit that you would expect from White Brothers.

- 710460** FLT/FLHT/FLHR/FLHS Dressers 1985 thru 1994



**E-SERIES MOUNTING BRACKET**

This exhaust mounting bracket is required when fitting a WB E-Series exhaust ZPN 710453 to 1984 thru 1986 FXR models.

- 232977** FXR mounting bracket



**E-SERIES EXHAUST DISC SHIELDS**

Keep the exhaust blowing out of the E-Series discs from making a mess on your saddlebags or swingarm with these slick covers. Available in three different styles to cover the exact spot and size you want. Made in the USA finished with show quality chrome, and are easily bolted on for a clean installation.

| Exhaust Shields | Disc Coverage                                   |
|-----------------|---|
| <b>710471</b>   | 120° Disc shield for use with 8 to 12 discs     |
| <b>710475</b>   | 180° Disc shield for use with 6 to 12 discs     |
| <b>710476</b>   | Saddlebag shield, covers top 180° of disc (9-3) |
| <b>710477</b>   | 360° Disc shield                                |



**E-SERIES EXHAUST ACCESSORIES AND REPLACEMENT PARTS**

- 710464** Complete end cap assembly, Elliptical style
- 710479** Replacement core (for all E-series pipes except ZPN 710460 & 710461)
- 710480** Replacement core, for ZPN 710460 & 710461





**NEW**



**Straight Cut**

**NEW**



**Scallop Cut**

**NEW**



**Slash Cut**

## HOOKER "TROUBLEMAKER" 2 1/2" DIAMETER RADIUS DRAG PIPES

**2 1/2" Drag Duals that really work. Hooker "Troublemaker" pipes feature:**

- Stepped, internal head pipe design (Industry's first) incorporates 38 years of race header technology allowing top-end horsepower without sacrificing low-end torque
- Metallic Ceramic coating on internal head pipes retain heat, increasing exhaust velocity for more horsepower (Industry's first)
- 2 1/2" Outer pipe for the "Big Tube" look with no visual blueing
- Increased performance over a broad RPM range (most other brands of 2 1/2" straight pipes lose low and midrange performance)
- Specific applications for highly modified motors with bigger primaries and larger steps (Industry's first)
- Comes with muffler cartridge that delivers a deep rumble sought after by most enthusiasts, two other optional cartridges are also available offering either a smooth mellow sound or loud sound with improved flow
- Everything is provided; exhaust gaskets, C-clips, chromed flanges, machined brackets, nuts, bolts and detailed instructions
- Available for use on stock and mildly tuned Sportsters, and 80 thru 95 Cl Big Twins, as well as in a specifically version for Big Inch and tuned motors

**Caution:** Hooker's large 2 1/2" Troublemakers may interfere with some aftermarket floorboards and forward control brackets.

**Fits 2004 thru 2006 Sportster models**

**732212** Straight Cut

**732213** Slash Cut

**732214** Scallop Cut

**Fits all Evolution and Twin Cam powered Softail models 1984 thru 2006, including Heritage, Fat Boy and Springer models**

**Straight Cut**

**732200** For Stock and Mildly Tuned motors

**732201** For Big Inch and Tuned motors

**Slash Cut**

**732202** For Stock and Mildly Tuned motors

**732203** For Big Inch and Tuned motors

**Scallop Cut**

**732204** For Stock and Mildly Tuned motors

**732205** For Big Inch and Tuned motors

**Fits all FXR models 1987 thru 1994, and Evolution and Twin Cam powered Dyna models 1991 thru 2005**

**Straight Cut**

**732206** For Stock and Mildly Tuned motors

**732207** For Big Inch and Tuned motors

**Slash Cut**

**732208** For Stock and Mildly Tuned motors

**732209** For Big Inch and Tuned motors

**Scallop Cut**

**732210** For Stock and Mildly Tuned motors

**732211** For Big Inch and Tuned motors

**Optional muffler cartridges**

**732215** Quiet, fits all Hooker Troublemakers

**732216** Competition, fits all Hooker Troublemakers



### Optional Billet Tips


These straight-style tips are designed for 2 1/2" Hooker Troublemaker pipes with a straight end cut to put a personal finishing touch on your ride. They are

manufactured out of precision machined T6-6160 high grade aluminum billet and seal perfectly against the exhaust pipe by incorporating a high-temperature silicone O-ring. Their smooth surface complements with the lines of Hooker Troublemaker pipes without graphic clutter. Install in less than one minute with hidden screws. Sold in pairs.

**732285** Black

**732286** Silver

**732287** Chrome



## HOOKER HEADERS "STEP TUNED" EXHAUST SYSTEMS

The guys at Hooker Headers understand what it is all about. They are the only exhaust manufacturer that offers a race tuned system that is specifically designed for use with big C.I. engines. These system not only look great but Hooker also promise they work. They claim an increase in Horsepower and torque over systems that are designed for stock C.I. engines. An increase in C.I. of your engine also means an increase in exhaust gas. The improved internal flow of the Hooker's Big Inch systems takes care of the increased volume of exhaust gas and keeps the correct back pressure in the system. Another very important feature of the Hooker Headers is the step tuned header pipes. Stepped header pipes are new in the Harley aftermarket but not new in the Harley racing scene. Stepped header pipes have been used on 200+ miles per hour Drag-Racing Harley's for many years. The stepped increase in the header pipe diameter allows the exhaust gas to expand during the travel in the headers pipe, which increases the gas flow drastically. This assures there is no burned exhaust gas left in the combustion chamber thus the whole combustion chamber and cylinder volume can receive the highest fill-grade possible of the fresh fuel/air mixture.

### Other features of Hooker's "Step Tuned" exhaust systems are:

- 2 1/4" Big straight pipes that really work
- Stepped, full length, tuned internal length header pipes
- Metallic ceramic coating inside and out on internal headpipes retain heat increasing exhaust velocity for more Horsepower
- 2 1/4" outer pipe for the "Big Tube" look with no visible blueing
- Increased performance over a broad RPM range, Hooker Headers claims that many other brands lose low and mid range performance
- Optional muffler cartridges available for a more mellow sound while increasing low end performance
- Straight tuning cores offer fine tuning of pipes without sound control by creating a 3rd step and changing primary length
- Specific applications for "Big Inch" (90 CI or more) motors with larger diameter internal header pipes as systems for 80 CI models
- Exhausts come complete with exhaust port gaskets, C-clips, chromed flanges, chromed bracket, nuts, bolts and instructions for easy installation



Fits all Evolution Sportster models 1986 thru 2003, except models with forward controls

**720560** Long Staggered Duals



**720561** Traditional Staggered Duals

**Note:** 1986 and early 1987 Sportster models with the brake pedal stop welded on will require an aftermarket brake pedal stop (ZPN 062085).



**720562** Shotgun Hi/Low Duals







**Fits all FXR models 1984 thru 1994 and all Dyna models 1991 thru 2005, including Twin-Cam 88**

**720548** Long Staggered Duals for stock and mildly tuned motors

**720549** Long Staggered Duals for Big Inch and tuned motors



**Fits all Softail models 1984 thru 2006, including Heritage, Fat Boy and Springer models**

**720554** Long Staggered Duals for stock and mildly tuned motors

**720555** Long Staggered Duals for Big Inch and tuned motors



**720550** Long & Low Even Cut Duals for stock and mildly tuned motors

**720551** Long & Low Even-cut Duals for Big Inch and tuned motors



**720556** Long & Low Even-cut Duals for stock and mildly tuned motors

**720557** Long & Low Even-cut Duals for Big Inch and tuned motors



**720552** Short Staggered Duals for stock and mildly tuned motors

**720553** Short Staggered Duals for Big Inch and mildly tuned motors



**720558** Short Staggered Duals for stock and mildly tuned motors

**720559** Short Staggered Duals for Big Inch and tuned motors



NOTE: EXCEPT WHERE MENTIONED DIFFERENTLY, ALL EXHAUST SYSTEMS, MUFFLERS, DRAG-PIPES, ETC. SHOWN IN OUR CATALOG, ARE FOR CLOSED COURSE COMPETITION OR IN SHOW COMPETITION ONLY. THEY WILL NOT MEET LEGAL NOISE STANDARDS.

## HOOKER "REBEL" 2 1/2" DIAMETER DRAG PIPES

2 1/2" Drag Duals that really work. Hooker "Rebel" pipes feature:

- Stepped, internal head pipe design (Industry's first) incorporates 38 years of race header technology allowing top-end horsepower without sacrificing low-end torque
- Metallic Ceramic coating on internal head pipes retain heat, increasing exhaust velocity for more horsepower (Industry's first)
- 2 1/2" Outer pipe for the "Big Tube" look with no visual blueing
- Increased performance over a broad RPM range (most other brands of 2 1/2" straight pipes lose low and midrange performance)
- Specific applications for highly modified motors with bigger primaries and larger steps (Industry's first)
- Comes with muffler cartridge that delivers a deep rumble sought after by most enthusiasts, two other optional cartridges are also available offering either a smooth mellow sound or loud sound with improved flow
- Everything is provided; exhaust gaskets, C-clips, chromed flanges, machined brackets, nuts, bolts and detailed instructions
- Available for use on stock and mildly tuned Sportsters, 80 thru 95 CI Big-Twins, as well as in a specifically version for Big Inch and tuned motors

**Caution:** Hooker's large 2 1/2" Rebels may interfere with some aftermarket floorboards and forward control brackets.

### Fits all 2004 to present Sportster models

- 711627** Long Even Straight Cut (A) **NEW**
- 711628** Long Even Side Slash Cut **NEW**
- 711634** Long Even Staggered Cut **NEW**
- 711629** Mid Staggered Straight Cut **NEW**
- 711630** Mid Staggered Side Cut (B) **NEW**
- 711631** Mid Staggered Slash Cut (C) **NEW**
- 711632** Mid Even Straight Cut **NEW**
- 711633** Mid Even Side Cut **NEW**

NOTE: EXCEPT WHERE MENTIONED DIFFERENTLY, ALL EXHAUST SYSTEMS, MUFFLERS, DRAG-PIPES, ETC. SHOWN IN OUR CATALOG, ARE FOR CLOSED COURSE COMPETITION OR IN SHOW COMPETITION ONLY. THEY WILL NOT MEET LEGAL NOISE STANDARDS.

Fits all Evolution and Twin-Cam powered Softail models 1984 thru 2006, including Heritage, Fat Boy and Springer models



### Long Even Straight Cut (A)

**732217** For Stock and Mildly Tuned motors

**732218** For Big Inch and tuned motors

### Long Even Side Slash Cut

**732219** For Stock and Mildly Tuned motors

**732220** For Big Inch and tuned motors

### Long Staggered Straight Cut

**732231** For Stock and Mildly Tuned motors

**732232** For Big Inch and tuned motors



### Long Staggered Side Slash Cut (B)

**732233** For Stock and Mildly Tuned motors

**732234** For Big inch and tuned motors

### Long Staggered Slash Cut

**732229** For Stock and Mildly Tuned motors

**732230** For Big Inch and tuned motors



### Mid Staggered, Straight Cut

**732249** For Stock and Mildly Tuned motors

**732250** For Big inch and tuned motors



## Mid Staggered, Side Slash Cut

**732251** For Stock and Mildly Tuned motors

**732252** For Big inch and tuned motors

## Mid Staggered, Slash Cut (C)

**732253** For Stock and Mildly Tuned motors

**732254** For Big inch and tuned motors



## Mid Even, Straight Cut

**732261** For Stock and Mildly Tuned motors

**732262** For Big inch and tuned motors

## Mid Even, Side Slash Cut (D)

**732263** For Stock and Mildly Tuned motors

**732264** For Big inch and tuned motors

## Short Staggered, Straight Cut

**732269** For Stock and Mildly Tuned motors

**732270** For Big inch and tuned motors

## Short Staggered, Slash Cut

**732271** For Stock and Mildly Tuned motors

**732272** For Big inch and tuned motors

**Fits all FXR models 1987 thru 1994, and Evolution and Twin Cam powered Dyna models 1991 to present**

## Long Even, Straight Cut (A)

**732221** For Stock and Mildly Tuned motors

**732222** For Big Inch and tuned motors

## Long Even, Side Slash Cut

**732223** For Stock and Mildly Tuned motors

**732224** For Big Inch and tuned motors

## Long Staggered, Straight Cut

**732235** For Stock and Mildly Tuned motors

**732236** For Big Inch and tuned motors

## Long Staggered, Side Slash Cut (B)

**732237** For Stock and Mildly Tuned motors

**732238** For Big Inch and tuned motors

## Long Staggered, Slash Cut

**732239** For Stock and Mildly Tuned motors

**732240** For Big Inch and tuned motors

## Mid Staggered, Straight Cut

**732255** For Stock and Mildly Tuned motors

**732256** For Big inch and tuned motors

## Mid Staggered, Side Slash Cut

**732257** For Stock and Mildly Tuned motors

**732258** For Big inch and tuned motors

## Mid Staggered, Slash Cut (C)

**732259** For Stock and Mildly Tuned motors

**732260** For Big inch and tuned motors

## Mid Even, Straight Cut

**732265** For Stock and Mildly Tuned motors

**732266** For Big inch and tuned motors

## Mid Even, Side Slash Cut (D)

**732267** For Stock and Mildly Tuned motors

**732268** For Big inch and tuned motors

## Short Staggered, Straight Cut

**732273** For Stock and Mildly Tuned motors

**732274** For Big inch and tuned motors

## Short Staggered, Slash Cut

**732275** For Stock and Mildly Tuned motors

**732276** For Big inch and tuned motors

**Fits all Evolution and Twin-Cam powered FLH and FLT models 1984 to present**

## Long Even, Straight Cut

**732225** For Stock and Mildly Tuned motors

**732226** For Big Inch and tuned motors

## Long Even Side Slash Cut

**732227** For Stock and Mildly Tuned motors

**732228** For Big Inch and tuned motors

## Long Staggered Straight Cut

**732241** For Stock and Mildly Tuned motors

**732242** For Big Inch and tuned motors

## Long Staggered Side Slash Cut (B)

**732243** For Stock and Mildly Tuned motors

**732244** For Big Inch and tuned motors

## Long Staggered Slash Cut

**732245** For Stock and Mildly Tuned motors

**732246** For Big Inch and tuned motors

## Optional muffler cartridges

Fit all 2 1/2" Mid, Long, Even and Staggered Hooker Rebels.

**732247** Quiet, pair



## Optional Billet Tips

These straight-style tips are designed for 2 1/2" Hooker Rebel pipes with a straight end cut to put a personal finishing touch on your ride. They are manufactured out of precision

machined T6-6160 high grade aluminum billet and seal perfectly against the exhaust pipe by incorporating a high-temperature silicone O-ring. Their smooth surface complements with the lines of Hooker Rebel pipes without graphic clutter. Install in less than one minute with hidden screws. Sold in pairs.

**732285** Black

**732286** Silver

**732287** Chrome



## HOOKER HEADERS "TUNED FLOW" EXHAUST SYSTEMS

Hooker Headers offer a wide and unique choice in exhaust systems for your Harley with the following features:

- Proven major Horsepower and torque gains
- Stepped, double skinned header pipes that produce a broad power band and protect from blueing
- Metallic Ceramic Coating inside and out on internal head pipes retain heat, increasing exhaust velocity for more Horsepower
- Tuned Flow mufflers feature adjustable flow to allow precise tuning of performance sound quality without requiring disassembly
- Full coverage heat shields for that big tube look with no visible blueing
- Double wall collector that protects against blueing
- Tunable throaty sound
- Specific applications for Big Inch (90 CI or more) motors have larger diameter internal header pipes as systems for 80 thru 89 CI motors
- Exhausts come complete with exhaust port gaskets, c-clips, chromed flanges, chromed bracket, nuts, bolts and instructions for easy installation



**Fits all Evolution Sportster models 1986 thru 2003**  
**720540** 2-into-1 Low exit Tuned Flow system



**Fits all Evolution Sportster models 1986 thru 2003**  
**720541** 2-into-2 High/Low Tuned Flow Staggered system

## HOOKER "REBEL" 2 1/2" DIAMETER SLIP-ON MUFFLERS

Hooker "Rebel" Slip-On mufflers are available for selected models and fit straight onto your stock header pipe.

**Fits FXSTC and FLSTC models 2000 to present**

**732281** Straight Cut

**732282** Side Slash Cut

**Fits FLSTF Fat Boy 2000 to present, and FXSTD Deuce models 2000 to present**

**732283** Straight Cut

**732284** Side Slash Cut

### Optional muffler cartridges

Muffler cartridges, fits all 2 1/2" Mid, Long, Even and Staggered Hooker Rebels.

**732247** Quiet, pair

### Optional Billet Tips

These straight-style tips are designed for 2 1/2" Hooker Rebel pipes with a straight end cut to put a personal finishing touch on your ride. They are manufactured out of precision machined T6-6160 high grade aluminum billet and seal perfectly against the exhaust pipe by incorporating a high-temperature silicone O-ring. Their smooth surface complements with the lines of Hooker Rebel pipes without graphic clutter. Install in less than one minute with hidden screws. Sold in pairs.

**732285** Black

**732286** Silver

**732287** Chrome





**Fits FXR 1984 thru 1994 models**

- 720524** 2-into-1 Low exit Tuned Flow system for stock and mildly tuned motors
- 720525** 2-into-1 Low exit Tuned Flow system for Big Inch and tuned motors

**Fits FLT, FLHT, and FLHR models 1985 thru 2006, including Twin-Cam models**

- 720569** True Dual complete 2-into-2 system for stock and mildly tuned motors
- 720570** True Dual complete 2-into-2 system for Big Inch and tuned motors




**Fits FXR 1984 thru 1994 models**

- 720522** 2-into-2 Upswept Tuned Flow system for stock and mildly tuned motors
- 720523** 2-into-2 Upswept Tuned Flow system for Big Inch and tuned motors

**Fits all Dyna models 1991 thru 2006, including Twin-Cam 88**

- 720536** 2-into-1 Low exit system for stock and mildly tuned motors
- 720537** 2-into-1 Low exit system for Big Inch and tuned motors



**Fits FLT, FLHT, and FLHR models 1985 thru 2006, including Twin-Cam models**

- 720567** Low exit 2-into-1 system for stock and mildly tuned motors
- 720568** Low exit 2-into-1 system for Big Inch and tuned motors

**Fits all Dyna models 1991 thru 2006**

- 720538** 2-into-2 Upswept system for stock and mildly tuned motors
- 720539** 2-into-2 Upswept system for Big Inch and tuned motors



NOTE: EXCEPT WHERE MENTIONED DIFFERENTLY, ALL EXHAUST SYSTEMS, MUFFLERS, DRAG-PIPES, ETC. SHOWN IN OUR CATALOG, ARE FOR CLOSED COURSE COMPETITION OR IN SHOW COMPETITION ONLY. THEY WILL NOT MEET LEGAL NOISE STANDARDS.



03

**Fits all Softail models 1984 thru 2006, including Heritage, Fat Boy and Springer models**

**Note:** Will not fit models with floor boards.

**720573** 2-into-1 Low exit Tuned Flow system for stock and mildly tuned motors

**720527** 2-into-1 Low exit Tuned Flow system for Big Inch and tuned motors

**Fits Evolution & Twin-Cam Softail models 1984 thru 2006, including Heritage, Fat Boy and Springer models**

**720530** 2-into-2 Staggered Tuned Flow system for stock and mildly tuned motors

**720531** 2-into-2 Staggered Tuned Flow system for Big Cubic Inch and tuned motors

**Note:** Does not clear saddlebags on 2000 models.



**Fits all Softail models 1984 thru 2006, including Heritage, Fat Boy and Springer models**

**720532** 2-into-1 Low exit system for stock and mildly tuned motors

**720533** 2-into-1 Low exit system for Big Inch and tuned motors

**Straight-cut slip-on Tuned Flow mufflers for FLT, FLHT, and FLHR models**

**720544** Fits 1985 thru 1994 models

**720546** Fits 1995 to present models



**Fits all Softail models 1984 thru 2006, including Heritage, Fat Boy and Springer models**

**Note:** Will not fit models with floor boards.

**720528** 2-into-2 Upswept Tuned Flow system for stock and mildly tuned motors

**720529** 2-into-2 Upswept Tuned Flow system for Big Inch and tuned motors

**Slash-Cut slip-on Tuned Flow mufflers for FLT, FLHT, and FLHR models**

**720545** Fits 1985 thru 1994 models

**720547** Fits 1995 to present models

NOTE: EXCEPT WHERE MENTIONED DIFFERENTLY, ALL EXHAUST SYSTEMS, MUFFLERS, DRAG-PIPES, ETC. SHOWN IN OUR CATALOG, ARE FOR CLOSED COURSE COMPETITION OR IN SHOW COMPETITION ONLY. THEY WILL NOT MEET LEGAL NOISE STANDARDS.





**Replacement parts**

- 720571** Exhaust port gaskets, sold in pairs
- 720572** Chromed flanges and C-clips, sold in pairs

**OPTIONAL TUNING CORES AND ACCESSORIES FOR HOOKER "STEP TUNED" EXHAUST SYSTEMS**



- 720563** Muffler cartridge with 1 3/4" flow-through
- 720564** Muffler cartridge with 1 7/8" flow-through



- 720565** Tuning core with 1 7/8" flow-through



- 720566** Core installation & removal tool


**BSL BLASTERS STAINLESS STEEL DRAG PIPES FOR EVOLUTION SPORTSTER**

Back to basic's, the header and pipes for the Blaster are made from one solid piece of 2" wide tubing. Like all BSL exhaust systems the pipes are brought up to shape by an individual bending process, hereby decreasing the chance of nasty creases and folds in the corners. Therefore there is no need to grind away the wrinkled metal in the bend, and the thickness is not altered anywhere in the pipe.



**Fits 1986 thru 2003 XL models**

- 730243** Polished finish
- 730244** Satin finish
- 730245** Black chrome finish
- 730246** Chrome finish



**BSL SHOTGUN SERIES FOR V-ROD**

**Fits 2002 to present VRSCA and VRSCB models**

- 730428** Polished finish
- 730429** Satin finish
- 730430** Black chrome
- 730431** Chrome finish

**BSL RAINBOW DOWN UNDER STAINLESS STEEL DRAG PIPES**

The simple swept down design turns the exhaust nozzle away from the bike. This gives unrestricted sound and airflow, as well as a special look. These custom style exhausts are designed for use on Evolution Big Twin and Twin Cam powered bikes. Also available in a model that clears the swing arm when the 300-series rear tires are used (eventually in conjunction with Right Side Drive transmissions).

**03**



**Fits Evolution Big-Twin and Twin-Cam powered bikes**

- 730468** Polished finish
- 730469** Satin finish
- 730470** Black chrome finish
- 730471** Chrome finish



**Extra-clearance series, fits Evolution Big-Twin and Twin-Cam powered bikes with 300 series rear tire and/or RSD transmission**

- 730396** Polished finish
- 730397** Satin finish
- 730398** Black chrome finish
- 730399** Chrome finish

**BSL RAINBOW STAINLESS STEEL DRAG PIPES**

2 1/2" diameter drag pipes. Similar to the Rainbow-Down-Under pipes, but straight down from the manifold. Short but sweet as they say, it adds some detail and is very easy to mount.



**Fits Evolution Big-Twin and Twin-Cam powered bikes**

- 730332** Polished finish
- 730333** Satin finish
- 730334** Black chrome finish
- 730335** Chrome finish

**BSL TWISTER STAINLESS STEEL DRAG PIPES**

Twister 2 1/2" diameter drag pipes come in Slash Cut or Straight Cut. These exhausts catch the eye because they are guided along the side of the bike running horizontally parallel to each other. This creates a unique look that will make the bike stand out in the parking lot.



**Fits Evolution Big-Twin and Twin-Cam powered bikes**

- Slash Cut Straight Cut
- 730247 730251** Polished finish
- 730248 730252** Satin finish
- 730249 730253** Black Chrome finish
- 730250 730254** Chrome finish

**BSL RADIAL STAINLESS STEEL DRAG PIPES**

As a great new design in the industry, radial pipes are a beautiful addition to your motorcycle. These custom style exhausts are designed for use on Evolution Big-Twin and Twin-Cam powered bikes. Also available to clear for use on bikes with 300-series rear tires and/or Right Side Drive transmission.



**Fits Evolution Big-Twin and Twin-Cam powered bikes**

- Polished Satin Black Chrome
- Radial High exit
- 730304 730305 730306 730307** Radial Low exit
- 730308 730309 730310 730311** Radial 2 into 1 High exit
- 730312 730313 730314 730315** Radial Big Guns High exit
- 730324 730325 730326 730327** Radial Big Guns Low exit
- 730328 730329 730330 730331** Radial High exit "Spoon Cut"
- 730448 730449 730450 730451**



**Extra-clearance series, fits Evolution Big-Twin and Twin-Cam powered bikes with 300 series rear tire and/or RSD transmission**

- Polished Satin Black Chrome
- Radial 2-1 High exit
- 730376 730377 730378 730379** Radial Low exit
- 730380 730381 730382 730383** Radial High exit
- 730384 730385 730386 730387** Radial Big Guns High exit
- 730388 730389 730390 730391** Radial Big Guns Low exit
- 730392 730393 730394 730395**



**BSL RIFLE SERIES "BIG GUNS"  
STAINLESS STEEL DRAG PIPES**

Big Guns feature 2 1/4" headers for use on Evolution Big-Twin and Twin-Cam powered bikes. Available as a single or a double barrel Shot-Gun.



**Straight Cut Double Barrel 2 into 2**

- 730231** Polished finish
- 730232** Satin finish
- 730233** Black chrome finish
- 730234** Chrome finish



**Straight cut Single Barrel 2 into 1**

- 730436** Polished finish
- 730437** Satin finish
- 730438** Black chrome finish
- 730439** Chrome finish



**END CAPS FOR BSL DRAG PIPES**

- 730289** Volcano style for 2 1/4" drag pipes
- 730290** Volcano style for 2 1/2" drag pipes
- 730291** Acorn cap style for 2 1/4" drag pipes
- 730292** Acorn cap style for 2 1/2" drag pipes

**BSL EXHAUST SYSTEMS**

BSL claims their exhaust systems provide perfection in tuning and horsepower, as well as sound and looks. Headers are manufactured from 2 mm thick stainless steel. Because of a well-guarded fabrication process BSL guarantees top quality. Each and every single pipe and bend is individually mounted, welded and checked. The welding process includes the filling of the pipe with a gas under extreme low pressure. This prevents any irregularities in the inner exhaust surface during the welding. After a very complicated 12-step preparation process of grinding and polishing, the pipes are then almost finished. Mufflers are manufactured from 1.5 mm thick one piece round tubing and have received the same grinding and polishing treatment. All in all the entire process promises for quality exhaust systems, which can be TÜV equipped on demand, to meet European noise and emission standards.



**BSL EUROPEAN APPROVED TÜV PACKAGE (EBE - E13)**

Is available for all BSL exhaust systems equipped with slip-on mufflers (does not include drag pipes). The set consists of a baffle element, an sticker with the EBE logo as prove of testing, and the official approval of legal admittance of the baffles. Baffles are sold each.

- 730279** TÜV/EC package for one muffler

**NEW**



**BSL POLISHED STAINLESS STEEL SLIP-ON MUFFLER KITS**

(TÜV/EC package available)

- 730472** Fits 1984-1999 Evolution Softails (except FLSTF)
- 730473** Fits 2000 thru 2006 present Twin-Cam Softail
- 730474** Fits FLSTF Evolution Softail thru 1999
- 730475** Fits FLSTF Twin-Cam Softail 2000 to present
- 730476** Fits all FLH/FLT series models
- 730279** Optional TÜV/EC package for one muffler



**BSL STAINLESS STEEL UNIVERSAL SLIP ON MUFFLERS**

Available as Shorty or Long Body. Mufflers are sold each. (TÜV/EC package available)

- 730477** Shorty, fits 1 3/4" pipes
- 730478** Shorty, fits 2" pipes
- 730479** Shorty, fits 2 1/4" pipes
- 730293** Long body, fits 1 3/4" pipes
- 730294** Long body, fits 2" pipes
- 730295** Long body, fits 2 1/4" pipes
- 730279** Optional TÜV/EC package for one muffler



**NEW**



**BSL SHOTGUN SHORT STAINLESS STEEL EXHAUSTS FOR SPORTSTER**

These 2 into 2 systems feature 2" diameter headers. Fits 1986 thru 2003 XL models.

Shotgun short style

- 730404** Polished
- 730405** Satin
- 730406** Black Chrome
- 730407** Chrome
- 730279** Optional TÜV/EC package for one muffler

**NEW**



**BSL GROOVE SERIES STAINLESS STEEL EXHAUSTS FOR SPORTSTER**

Available with high or low exit, fits Sportster models 1986 thru 2003.

High exit Low exit

- 730408** **730412** Polished
- 730409** **730413** Satin
- 730410** **730414** Black chrome
- 730411** **730415** Chrome
- 730279** Optional TÜV/EC package for one muffler

**NEW**



**BSL "DUAL UPSWEPT" STAINLESS STEEL 2 INTO 1 EXHAUST SYSTEMS FOR SPORTSTER**

Fits 1986 thru 2003 Sportster models, available in Low Exit and High Exit.

Low exit High exit

- 730200** **730239** Polished
- 730201** **730240** Satin
- 730202** **730241** Black chrome
- 730203** **730242** Chrome
- 730279** Optional TÜV/EC package for one muffle

**NEW**



**BSL MASTER BLASTER STAINLESS STEEL EXHAUST SYSTEM FOR SPORTSTERS**

Master-Blaster exhausts for Sportsters feature 2 1/4" diameter headers. Like every BSL exhaust system they are made out of Stainless Steel. Fits 1986-2003 Sportster models.

- 730424** Polished finish
- 730425** Satin finish
- 730426** Black chrome finish
- 730427** Chrome finish
- 730279** Optional TÜV/EC package for one muffler

**NEW**



**BSL LOW EXIT STAINLESS STEEL 2 INTO 1 EXHAUSTS FOR SPORTSTERS**

Fits 1986 thru 2003 Sportster models.

- 730235** Polished
- 730236** Satin
- 730237** Black chrome
- 730238** Chrome
- 730279** Optional TÜV/EC package for one muffler

**NEW**



**BSL DIRT TRACK STAINLESS STEEL 2 INTO 1 EXHAUST SYSTEM FOR 2004 TO PRESENT SPORTSTER**

BSL's Dirt Track exhausts feature 2 into 1 headers, and are available with High or Low exit. Fits 2004 to present Sportster models.

Low Exit High Exit

- 730416** **730420** Polished finish
- 730417** **730421** Satin finish
- 730418** **730422** Black chrome finish
- 730419** **730423** Chrome finish
- 730279** Optional TÜV/EC package for one muffler

**NEW**



**BSL 2 INTO 1 EXHAUST SYSTEM FOR V-ROD**

BSL's 2 into 1 exhausts for V-Rod are available with a High Exit or Low Exit muffler. All made out of Stainless Steel.


**Fits VRSCA and VRSCB models 2002 to present**

High exit Low Exit

- 730456** **730263** Polished finish
- 730457** **730264** Satin finish
- 730458** **730265** Black chrome finish
- 730459** **730266** Chrome finish
- 730279** Optional TÜV/EC package for one muffler







**BSL CLASSIC STYLE 2 INTO 2 EXHAUST SYSTEM FOR V-ROD**

BSL's Classic Style 2 into 2 exhausts are available for 2002 to present VRSCA's and VRSCB's.

**Fits VRSCA/B models 2002 to present**

- 730452** Polished finish
- 730453** Satin finish
- 730454** Black chrome finish
- 730455** Chrome finish
- 730279** Optional TÜV/EC package for one muffler



**BSL STAINLESS STEEL 2 INTO 1 EXHAUSTS**

All systems consist of complete set of headers with mufflers and are designed for use on Evolution Big-Twin and Twin-Cam powered bikes.

- Polished Satin Black Chrome
- Low exit
- 730255 730256 730257 730258**
- High exit
- 730320 730321 730322 730323**

Low exit 2 1/4" headers only  
**730259 730260 730261 730262**

**730279** Optional TÜV/EC package for one muffler



**BSL DOUBLE TROUBLE STAINLESS STEEL EXHAUST SYSTEMS**

Double Trouble exhaust systems are specially designed for performance and sporty looks. The genetic merger between the old skool trumpet muffler and the new style straight mufflers resulted in a brand new yet simple and familiar looking high performance exhaust system. All systems consist of complete set of headers with mufflers and are designed for use on Evolution Big-Twin and Twin-Cam powered bikes. Also available to clear for the use of 300-series rear tires, eventually in conjunction with Right Side Drive transmissions.

**For Evolution Big-Twin and Twin-Cam powered bikes**

- 730440** Polished finish
- 730441** Satin finish
- 730442** Black chrome finish
- 730443** Chrome finish
- 730279** Optional TÜV/EC package for one muffler



**BSL GROOVE SERIES STAINLESS STEEL EXHAUSTS FOR V-ROD**

Fits 2002 to present V-ROD VRSCA and VRSCB models.

- High exit Low exit
- 730460 730464** Polished
- 730461 730465** Satin
- 730462 730466** Black chrome
- 730463 730467** Chrome
- 730279** Optional TÜV/EC package for one muffler




**Extra-clearance series for Evolution Big-Twin and Twin-Cam powered bikes with 300 series rear tire and/or RSD transmission**

- 730400** Polished finish
- 730401** Satin finish
- 730402** Black chrome finish
- 730403** Chrome finish
- 730279** Optional TÜV/EC package for one muffler



**03**



**BSL "WAKE PIPES"**

High/Low 2 1/4" diameter headers with or without upswept fitted mufflers. All systems consist of complete set of headers with mufflers and are designed for use on Evolution Big-Twin and Twin Cam powered bikes. Also available as an Extra-clearance series for Evolution Big-Twin and Twin-Cam powered bikes with 300 series rear tire and/or RSD transmission

- 730227** Polished finish
- 730228** Satin finish
- 730229** Black chrome finish
- 730230** Chrome finish
- 730279** Optional TÜV/EC package for one muffler

**BSL EXTRAORDINARY STAINLESS STEEL EXHAUSTS**


Extraordinary looks with 2 1/4" diameter down pipes. Designed for use on Evolution Big-Twin and Twin-Cam powered bikes. Available in your choice of polished, satin, chrome or black chrome as complete exhaust system or headers only.

- |                         |   |
|-------------------------|---|
| <b>Complete Systems</b> | <b>Headers Only</b>                     |
| <b>730296</b>           | <b>730300</b> Polished                  |
| <b>730297</b>           | <b>730301</b> Satin                     |
| <b>730298</b>           | <b>730302</b> Black chrome              |
| <b>730299</b>           | <b>730303</b> Chrome                    |
| <b>730279</b>           | Optional TÜV/EC package for one muffler |

**BSL GROOVE SERIES STAINLESS STEEL EXHAUSTS**

Designed for use on Evolution Big-Twin and Twin-Cam powered bikes. Also available to clear for 300-series rear tires, eventually in conjunction with Right Side Drive transmissions.

- Polished Satin Black Chrome
- Groove Straight cut low exit
- 730275 730276 730277 730278**
- Groove Slash cut low exit
- 730219 730220 730211 730222**
- Low exit headers only
- 730223 730224 730225 730226**
- Groove Slash cut high exit
- 730212 730213 730214 730215**
- High exit headers only
- 730490 730216 730217 730218**
- 730279** Optional TÜV/EC package for one muffler



**Extra-clearance series for Evolution Big-Twin and Twin-Cam powered bikes with 300 series rear tire and/or RSD transmission**

- |                         |   |
|-------------------------|---|
| <b>Complete Systems</b> | <b>Headers Only</b>                     |
| <b>730368</b>           | <b>730372</b> Polished finish           |
| <b>730369</b>           | <b>730373</b> Satin finish              |
| <b>730370</b>           | <b>730374</b> Black chrome finish       |
| <b>730371</b>           | <b>730375</b> Chrome finish             |
| <b>730279</b>           | Optional TÜV/EC package for one muffler |

**BSL STAINLESS STEEL TWISTER 2 INTO 1 EXHAUSTS**

Twister 2 into 1 systems feature 2 1/2" diameter headers exiting in a single muffler. Designed for use on Evolution Big Twin and Twin-Cam powered bikes.

- 730432** Polished finish
- 730433** Satin finish
- 730434** Black chrome finish
- 730435** Chrome finish
- 730279** Optional TÜV/EC package for one muffler


**Extra-clearance series for Evolution Big-Twin and Twin-Cam powered bikes with 300 series rear tire and/or RSD transmission**

- Polished Satin Black Chrome
- High exit system, short
- 730336 730337 730338 730339**
- High exit headers only, short
- 730340 730341 730342 730343**
- Low exit system, short
- 730344 730345 730346 730347**
- Low exit headers only, short
- 730348 730349 730350 730351**
- Low exit system, long
- 730352 730353 730354 730355**
- Low exit headers only, long
- 730356 730357 730358 730359**
- 730279** Optional TÜV/EC package for one muffler





**NEW**



**BSL SHOTGUN BAKER STYLE STAINLESS STEEL EXHAUST SYSTEMS**

Baker Style exhausts feature 2 1/4". Designed for use on Evolution Big-Twin and Twin-Cam powered bikes. Also available to clear for the use of 300-series rear tires, eventually in conjunction with Right Side Drive transmissions.

Polished Satin Black Chrome  
"Baker Style"

- 730444 730445 730446 730447**  
"Baker Style" for 300 rear tire
- 730360 730361 730362 730363**  
"Baker Style" headers for 300 Rear tire
- 730364 730365 730366 730367**

**NEW**




**BSL SHOTGUN CLASSIC STYLE STAINLESS STEEL EXHAUST SYSTEMS**

Available with 2 1/4" or 2 1/2" diameter headers. Designed for use on Evolution Big-Twin and Twin-Cam powered bikes.

Polished Satin Black Chrome  
Shotgun Classic Style 2 1/4"

- 730204 730205 730206 730207**  
Shotgun Classic headers only 2 1/4"
- 730208 730209 730210 730211**  
Shotgun Classic Fat style 2 1/2"
- 730316 730317 730318 730319**

**NEW**



**BSL STAINLESS STEEL 2 INTO 1 EXHAUSTS FOR DYNA'S**

Like the other 2 into 1 exhaust systems a special treat in sound as well as in looks. Not only Softails can enjoy the big pipes these days. Dyna models now have an edge with a specially designed exhaust series just for the Dyna loving Harley owner. Features 2 1/4" diameter headers.


**Fits 1991 thru 2005 Dyna models**

- Polished Satin Black Chrome
- High exit  
**730267 730268 730269 730270**
- Low exit  
**730271 730272 730273 730274**
- Low exit  
**730259 730260 730261 730262**
- 730279** Optional TÜV/EC package for one muffler

**OPTIONAL AND REPLACEMENT PARTS FOR BSL EXHAUSTS**

- 730480** Heat shield for front cylinder headers
- 730481** Heat shield for rear cylinder headers
- 730482** Lamelle
- 730483** Screw, 10-24 x 1 1/4"
- 730484** Screw, 10-24 x 2"
- 730485** Screw, 1/4-24 x 1 1/2"
- 730486** BSL Stainless Steel cleaner
- 730487** Cathalyc insert
- 730488** US style baffle
- 730489** Exhaust clamp

**03**





**BSL ENDCAP COLLECTION FOR BSL MUFFLERS**

Billet aluminum end caps for BSL mufflers. By combining the custom end caps with the special design exhaust system, it will be a while before you see the neighbor with the same exhaust system. Multiple options allow you to recreate the backside of your bike, do you like it loud, fast or elegant?

- A. 730280** BSL Logo
- B. 730281** Open low
- C. 730282** Adjustable end cap high
- D. 730283** Adjustable end cap low
- E. 730284** Open high
- F. 730285** Straight long
- 730286** Ball milled (not shown)
- G. 730287** Open volcano style
- 730288** Long adjustable (not shown)

03



## DRAG PIPES FOR SPORTSTER 1957 THRU 1985



These 40" long drag pipes help the 1000 CC engine run strong. They feature Slash-Cut ends, Show Chrome, superb ground clearance and are available in your choice of 1 3/4" or 2" diameter (45 mm and 51 mm). Fit all Sportster 1957 thru 1985 (except 1979 model). When used on 1980 thru 1985 models our brake pedal stop (ZPN 062085) must be used.

**231971** Drag pipes 1 3/4"

**237120** Drag pipes 2"

## DRAG PIPES FOR 1979 SPORTSTER

**231972** Same drag pipes as ZPN 231971 but with different bends to fit 1979 Sportster.



## TAPERED MUFFLER PIPES FOR 1979 SPORTSTER

**231962** Custom style tapered muffler pipes for the 1979 Sportster. 1 3/4" head pipe, one piece construction.

## DRAG PIPES FOR EVOLUTION SPORTSTERS


Drag pipes for 1986 to present 883, 1100 and 1200 Evolution Sportsters, will also fit models with stock forward controls. Features a true 40" length, Show Chrome, hidden channel mounts, the best fit in aftermarket exhausts, and Slash Cut ends. Brake pedal stop incorporated into front pipe mount. Available in 1 3/4" and 2" diameter.

**731455** 1 3/4" diameter fits 1986 thru 2003 models

**731566** 1 3/4" diameter fits 2004 to present models

**731457** 2" diameter fits 1986 thru 2003 models

**731571** 2" diameter fits 2004 to present models



## 2" TAPERED MUFFLER PIPES FOR 1957 THRU 1985 SPORTSTER

**062080** If you are looking for a super sound and beefy looks, this is the system to get for your Sportster. 2" Head pipes and 16 gauge tubing. Fits all Sportsters 1957 thru 1985, except the 1979 model. When used on 1980 thru 1985 models use ZPN 062085 brake pedal stop.


## TAPERED MUFFLER PIPES FOR EVO SPORTSTER

These tapered muffler pipes fit the 1986 to present Evolution Sportster models 883, 1100 and 1200, including models with stock forward controls. Features 1 3/4" head pipes and 2 1/2" tapered mufflers, brake pedal stop is incorporated into the front pipe. Uses stock flange rings, gaskets and hardware. Mounts to the stock bracket.

**731456** Tapered muffler pipes Evolution Sportsters

**731565** Fits Evolution Sportster 2004 to present





## 2" TAPERED PIPES FOR EVOLUTION SPORTSTER

2" Tapered style exhaust system for 883, 1100, and 1200 Evolution Sportster models 1986 to present, including models with stock forward controls. Brake pedal stop is incorporated into the front pipe mount. Uses stock flanges, gaskets and hardware and mounts to the factory bracket.

**731458** Fits Evolution Sportster 1986 thru 2003



## BALONEY-SLICE PIPES FOR EVOLUTION SPORTSTERS

These Slash-Cut muffler pipes fit 1986 to present 883, 1100 & 1200 Evolution Sportsters, including models with stock forward controls. Features include 1 3/4" head pipes and 2 1/2" diameter Baloney-Slice mufflers with steel baffles, 16-gauge tubing, true one-piece construction, and Show-Chrome. Brake pedal stop is incorporated into front pipe mount. Uses stock flanges, gaskets and hardware.

**731459** Fits 1986 thru 2003 Evolution Sportster


**731567** Fits 2004 to present Evolution Sportster



## 2-INTO-1 TURN-OUT FOR EVO SPORTSTERS


This 2-into-1 has 1 3/4" headers with large radius, smooth flowing bends for excellent performance. The low restriction baffle produces the classic low sound and the big 3" diameter Turn Out muffler gives a classic look. Exhaust comes with all necessary hardware and heat shields.

**236101** Fits all Evolution Sportster models 1986 thru 2003, including models with forward controls



## DRAG PIPES FOR PANHEAD MODELS

**231951** Fits all 1948 thru 1965 Panhead with mechanical or Hydraulic brakes.



## TAPERED MUFFLER PIPES FOR EARLY SHOVELHEAD

**231956** These tapered muffler pipes are designed for generator case, early Shovelhead motors 1966 thru 1969 with wrap around oil tank. Oil lines may need to be rerouted.




## DRAG PIPES FOR LATE FLH

**062049** These 1 3/4" diameter pipes feature a true 40 inch length, Slash-Cut ends, Show-Chrome and the best fit and ground clearance. Has inside the frame front pipe. Fits 1970 thru 1984 nose cone Shovelhead, kick- and electric start. To retain factory floorboard use ZPN 062041 bracket to clear the front pipe.

NOTE: EXCEPT WHERE MENTIONED DIFFERENTLY, ALL EXHAUST SYSTEMS, MUFFLERS, DRAG-PIPES, ETC. SHOWN IN OUR CATALOG, ARE FOR CLOSED COURSE COMPETITION OR IN SHOW COMPETITION ONLY. THEY WILL NOT MEET LEGAL NOISE STANDARDS.

03




### TAPERED MUFFLER PIPES FOR FL/FLH SHOVELHEAD

**231939** These tapered muffler pipes fit 1970-1984 FL & FLH models with nose cone Shovelhead motor, big batteries and both kick- and electric starters. They feature an over-the-transmission rear pipe and a front pipe that clears stock floorboard mounts. Sheet metal relay cover under the battery must be removed. Will not fit Dresser models with factory rear crash bar and bags. Mount kit is included.

### STAGGERED DUAL TAPERED PIPES

**062051** Superb looking tapered pipes for FX, FXE, FXS, FXEF, FXB, FXWG 1971 thru 1984 with Shovel motors (except 1983/84 FXWG). Features 1 3/4" head pipes with 2 1/2" tapered mufflers. Fits kick- and electric start models.




### BALONEY-SLICE EXHAUST SYSTEM FOR FL & FLH

**232927** These bold Baloney-Slice muffler pipes fit 1970 thru 1984 FL & FLH models with 74 or 80-inch nosecone Shovelhead motors with big batteries and both kick- and electric starters. They feature an over-the-transmission rear pipe and a front pipe that clears stock floorboard mounts. Sheet metal relay cover under the battery must be removed. Has 1 3/4" head pipes and beautiful Chrome finish.

### BALONEY-SLICE SYSTEM FX MODELS

**232925** These Slash-Cut Baloney Slice muffler pipes feature 1 3/4" head pipes, 2 1/2" mufflers, exclusive 16-gauge tubing, true one piece construction, and the best ground clearance of any FX pipes in the aftermarket. Fits 1971 thru 1984 FX, FXE, FXS, FXB, & FXEF with Shovelhead engine including both 74" and 80" motors, with kick- and electric starters. Also fits FXWG through 1982. Mounting bracket is included.



### DRAG PIPES FOR LATE SHOVELHEAD FX-FXE

These 40" long drag pipes really make your Shovel motor run strong. Feature Slash-Cut ends, Show Chrome and the best fit and ground clearance. Fits 1971 thru 1984 FX, FXE, FXB, FXEF, FXWG.

### DRAG PIPES FOR SOFTAIL, FX AND FXWG

40" Long straight through pipes for Drag Racing. Available in 1 3/4" and 2" diameter. Fits the 1984 thru 1999 Softails and 1985 thru 1986 Evolution powered FX and FXWG 4 Speed models. Mounts to the stock factory bracket, uses stock flange rings, gaskets and hardware.

**062031** 1 3/4" diameter

**061166** 2" diameter

**237119** With 1 3/4" head pipes

**237510** With 2" head pipes





**2-INTO-1 FRONT PIPES FOR SOFTAIL MODELS**

Modeled after the early style 2-into-1 systems found on the Panhead. The separate front and rear headers are joined with a tooled slip-fit connection for a snug, leak resistant seal that requires no external clamping. For use in custom applications. Provides excellent ground clearance and won't interfere with original floorboards, controls, footpegs and saddlebags.

**231945** Fits Softail models 1984 thru 2006



**SHOTGUN DRAG PIPES FOR SOFTAIL, FX AND FXWG**

These superb looking shotgun drag pipes are made for the traditional "rigid" look. Available in 1 3/4" and 2" diameter. Fits 1984 thru 1999 Softail models, and 1985 thru 1986 Evolution powered FX and FXWG 4 Speed models. Use our heat shields to prevent boots and pants from melting all over the beautiful Show Chrome. Requires use of bracket ZPN 237136.

**237121** With 1 3/4" head pipes

**237122** With 2" head pipes



**TWO-INTO-ONE TURN-OUT FOR SOFTAIL**

This 2-into-1 has 1 3/4" downpipes featuring large radius, smooth flowing bends for performance-with-a-bite. The low restriction baffle reduces noise to an acceptable level and the Turn Out muffler body gives that very special style. Comes complete with all required hardware and heat shields. Fits Softail models 1984 thru 1999, except models with floorboards.

**237940** Short "Hot-Rod" style

**237941** Extended "Boulevard" style

**UPSWEPT BAFFLED FISH TAIL FOR SOFTAILS**

**231943** Early style Upswept Fish Tail exhaust system for Softail models 1984 thru 1999. A unique "Floating Flange" is available on this system for easy installation and proper fit.



**2 INCH TAPERED MUFFLER PIPES FOR FX-FXE**

**062083** Has 2" head pipes with tapered mufflers. These pipes are the ultimate for large street motors. Fits 1971 thru 1984 FX, FXE, FXB, FXS, FXEF, FXWG with Shovel motor (except 1983-1984 FXWG), kick- or electric start.


**BALONEY SLICE PIPES FOR SOFTAIL 1984 THRU 1999**

Fits the 1984 to present Softail with Evolution motor. Comes with 1 3/4" head pipes and superb looking Baloney Slice Stainless Steel mufflers. Also available is a set with 2" head pipes that features the same superb looking Stainless Steel mufflers. Both models use factory flange rings, gaskets and hardware and mount to the stock factory bracket. Accepts original heat shield.

**237128** Low style 1 3/4" Head pipes thru 1999

**237134** Low style 2" Head pipes 1984 thru 1999

03



## TAPERED MUFFLER PIPES FOR SOFTAIL, FLST AND 1985 THRU 1986 FXE

These pipes fit the 1984 thru 1999 Softail with Evolution motor and the 1985-1986 FXE with Evolution motor and 4 Speed transmission (for 1986 up FXE models see FXR 5 Speed models). Features 2 1/2" tapered mufflers. Uses stock flange rings, gaskets and hardware, mounts to the factory bracket. Available with 1 3/4" or 2" header pipes. Accepts original heat shield.

**237127** With 1 3/4" head pipes

**237133** With 2" head pipes



## TAPERED SHOTGUN MUFFLER PIPES FOR SOFTAIL

This is the look for the 1984 thru 1999 Softail. Made for the traditional "rigid" look. Features 1 3/4" head pipes and 2 1/2" tapered mufflers. The front pipe mounts to the factory bracket while the rear pipe bolts to the chrome fender strut. Uses stock flange rings, gaskets and hardware. Use our heat shields to keep boots and pants from melting all over the beautiful Show Chrome.

**237131** With 1 3/4" head pipes

**237135** With 2" head pipes



## TURN-OUT SIDE PIPES FOR SOFTAIL MODELS

These one piece, Turn-Out side pipes feature 1 3/4" head pipe sections and superb deep blue chrome plating. Fits all Softail models from 1984 thru 1999. On 1995 and later models our muffler support bar (ZPN 237137, 237138 or 237139) must be used. Accepts original heat shield.

**237129** TurnOut side pipes for Softail



## HIGH-LOW SHOTGUN DRAG PIPES

**721674** These superb looking shotgun drag pipes are made to give the traditional "rigid" look to your 2000 thru 2006 Twin-Cam Softail. Features 1 3/4" diameter headers, Baloney Slice tips and comes complete with a mounting bracket.



## 1 3/4" & 2" DRAG PIPES

These straight through drag pipes are exclusively designed for the race track and show circuit. The large diameter headers gives your Softail a traditional look together with unrestricted power. Comes complete with mounting bracket to replace the OEM muffler cross over/bracket combination. Fits 2000 thru 2006 Twin-Cam Softail models. Available in your choice of Baloney Slice or Straight-Cut with either 1 3/4" or 2" diameter headers.

**721670** 1 3/4" Drag pipes Straight-Cut

**721671** 1 3/4" Drag pipes Baloney Slice

**721672** 2" Drag pipes Baloney Slice

**721673** 2" Drag pipes Straight-Cut


NOTE: EXCEPT WHERE MENTIONED DIFFERENTLY, ALL EXHAUST SYSTEMS, MUFFLERS, DRAG-PIPES, ETC. SHOWN IN OUR CATALOG, ARE FOR CLOSED COURSE COMPETITION OR IN SHOW COMPETITION ONLY. THEY WILL NOT MEET LEGAL NOISE STANDARDS.





### TAPERED MUFFLER PIPES

**232913** These tapered muffler pipes will fit 1985 thru 2006 FLT-FLHS-FLHT-FLHTC models with rubber mount Evolution engines. Rear pipe mounts to original factory hanger under luggage frame, mounting hardware for front pipe is included.



### BALONEY SLICE PIPES FOR FLT-FLHS-FLHT FLHTC

**232914** Baloney Slice exhaust system will fit on 1985 thru 2006 FLT-FLHS-FLHT-FLHTC models with rubber mount Evolution engines. Each features a fabulous fit, Show Chrome, and an all steel baffle that will not burn out and get louder. Rear pipe mounts to original factory hanger under luggage frame, mounting hardware for front pipe is included.



### 1 3/4" & 2" MUFFLER PIPES

These one-piece muffler pipes are designed to give the Softail Twin-Cam a traditional American style and sound. Cycle Shack pipes are recognized for offering the most Horsepower for the best value, with excellent fit, traditional dual styling and high quality chrome finish. These muffler pipes feature 1 3/4" or 2" headers and come complete with a mounting bracket to replace the OEM mounting bracket/cross over tube. Available with Baloney, Tapered or Turn Out style mufflers. Fits Twin-Cam Softail FXST and FLST models 2000 thru 2006.

#### Fits Twin-Cam FXST & FLST models

- 721667** 1 3/4" Baloney style muffler pipes
- 721669** 2" Baloney style muffler pipes
- 721665** 1 3/4" Tapered style muffler pipes
- 721668** 2" Tapered style muffler pipes
- 721666** 1 3/4" Turn-Out style muffler pipes



### DRAG PIPES FOR FXR-FXR MODELS

**231952** 40" Long 1 3/4" diameter straight through pipes for drag racing. Fits the 1984 thru 1994 Evolution powered FXR, FXRS, FXLR models, including the 1986 and later Low Rider and Super Glide. Uses factory clamps, flange rings, heat shields and gaskets. Mounts to the factory bracket.



### 2" DRAG PIPES FOR FXR-FXR MODELS

**231966** These 40" long straight through drag pipes feature stepped diameter tubing that changes from 1 3/4" to 2" for increased flow and all out top end performance. Fits 1984 thru 1994 FXR, FXRS, FXLR with Evolution engine, including the 1986 and later Low Rider and Super Glide. Designed to be used with factory flange rings and gaskets



### TAPERED MUFFLER PIPES

**231959** Superb looking tapered muffler pipes for the Evolution powered 1984 thru 1994 FXR, FXRS, FXLR including the 1986 thru 1994 Low Rider and Super Glide. Features 1 3/4" head pipes with 2 1/2" tapered mufflers. Uses stock flange rings, gaskets, clamps, heat shields and hardware. Mounts to the stock factory bracket.



### 2" TAPERED MUFFLER PIPES FOR FXR, FXRS AND FXLR MODELS

**231946** Superb looking tapered muffler pipes with 2" head pipes for increased flow and use with big motors. Fits the Evolution powered 1984 thru 1994 FXR, FXRS, FXLR including the 1986 thru 1994 Low Rider and Super Glide. Uses stock flange rings, gaskets, clamps and hardware. Mounts to the stock factory bracket.



03

## BALONEY SLICE MUFFLER PIPES

**231958** These pipes fit the 1984 thru 1994 FXR, FXRS, FXLR and the 1986 thru 1994 Low Rider and Super Glide. Features 1 3/4" head pipes with the popular Baloney Slice Stainless Steel mufflers, one piece construction. Designed to use stock flange rings, gaskets, clamps, heat shields and hardware and mounts to the stock factory bracket.



## 2" DRAG PIPES

Fits 1991 thru 2005 FXD-FXDC-FXDWG "Sturgis" and "Dyna" models. Features a 2" diameter for a beefier look and increased flow. When installed on 1991 thru 1994 models, bracket ZPN 237113 or 237114 must be used. Accepts original heat shield.

**237110** Drag pipes 2"



## 2" TAPERED MUFFLER

This one piece header and muffler pipe fits 1991 thru 2005 FXD-FXDC-FXDWG "Sturgis" and "Dyna" models. Features a 2" header pipe diameter for a beefier look and increased flow. Bolts straight on the 1995 to present models, for 1991 thru 1994 models, bracket ZPN 237113 or 237114 has to be used.

**237111** Tapered muffler system



## 2" BALONEY SLICE SIDE PIPES

These one piece muffler pipes feature 2" head pipes for a beefier look and increased flow. Fits all 1991 thru 2005 Dyna Glide models. Bolts straight on the 1995 thru 2005 models, for 1991 thru 1994 models, bracket ZPN 237113 or 237114 has to be used.

**237112** Baloney slice for Dyna Glide



## SHOTGUN EXHAUST SYSTEMS FOR FLSTF FATBOY & FXSTD "DEUCE"

These "Rigid Look" drag pipes, tapered, Baloney Slice and Mini Tail muffler pipes are designed as a direct bolt-on replacement for the factory's original exhaust system on the FLSTF Fat Boy and FXSTD Deuce models. They accept the original factory heat shields and feature 1 3/4" headpipes, our exclusive one piece construction, Show-Chrome, improved looks and performance. These pipes eliminate the cross-over tube used on the factory pipes and bolt directly to the stock FLSTF muffler support bars, reusing stock flange rings and mounting hardware. Exhausts for FXSTD Deuce come complete with a muffler support bar.




**Fits FLSTF Fat Boy models 1990 thru 2006**

- A. **232931** Tapered muffler Shotguns
- B. **232940** Balony Slice Shotguns
- C. **232941** Shotgun drag pipes
- D. **721678** Straight-Cut drag pipes

**Fits FXSTD Deuce models 2000 thru 2006**

- A. **232931** Tapered muffler Shotguns
- B. **232940** Balony Slice Shotguns
- D. **721678** Straight-Cut drag pipes





**2-INTO-1 TURN-OUT FOR DYNA MODELS**

This 1-into-1 has 1 3/4" headers with large radius, smooth flowing bends for performance with a bite. The low restriction baffle reduces the noise to a perfect low sound level and the big 3" diameter Turn Out muffler gives special classy look. Exhaust comes with all necessary hardware and heat shield for the rear header.

**236100** Fits all Dyna models 1991 thru 2005, including Twin-Cam 88 models



**S&S STAINLESS PERFORMANCE OVAL EXHAUST**

If you want to go fast, but you don't want all the noise, the new S&S Stainless Performance Oval (SPO) touring style mufflers are just what you are looking for. With a pleasing low rumble, reminiscent of the big block muscle cars of the late 1960's, the new S&S SPO mufflers are easy on the ears while they add some extra muscle to your bike. In addition, the reasonable exhaust volume and the dual wall polished stainless steel construction allow you to listen to the blues on your stereo as you cruise down the highway, without worrying about your exhaust system turning blue while you do it. With the distinctive oval design and the polished stainless finish, S&S SPO mufflers look great, but the most gratifying part is when the extra power takes you around that semi quickly and safely with just a twist of the throttle. If you need to make your bike even quieter, this accessory baffle can be installed in minutes, and reduces exhaust sound by an additional 3 dB. The original baffles can easily be replaced to restore the original sound and horsepower.

**750243** S&S Stainless performance oval mufflers for FL models

**750244** Accessory "low noise" Baffles (set of 2)

**S&S SLIP-ON MUFFLER KITS**

S&S claims these slip-on mufflers deliver excellent low and midrange torque, all-over performance and improved driveability on stock and Big Inch street engines. S&S slip-on mufflers are finished in show quality chrome, and are compatible with stock headers, mounting brackets, hardware, and heat shields. S&S slip-on mufflers are available for 1987 to present Sportster models, 1995 to present Dyna's, and 2000 to present Softails.

**A. 750094** Fits 1987 thru 2003 Sportster models


**B. 750245** Fits 2004 to present Sportster models

**C. 750091** Fits 1995 to present Dyna models

**D. 750092** Shotgun style, fits 2000 to present Softails

**E. 750093** Shorty style, fits 2000 to present Softails





### “SLIP-FIT” REPLACEMENT MUFFLERS

Replacement mufflers with mount tabs that bolt directly to the factory pipe bracket. Re-use stock clamps and hardware. The mufflers are lighter in weight and have an all steel core that will not burn out. Available in 3 different styles for Softail 1984 thru 1999, Softail Twin-Cam 2000 to present, FXD Sturgis and Dyna models 1991 to present, and Sportster models 1980 to present. Slip fit mufflers for FLH and FLT models 1985 to present are available as Turn-Out mufflers only. All these mufflers are sold in pairs.

#### Fits Sportster models 1980 thru 2003 (sold in pairs)

- 238680 A. Tapered mufflers
- 238681 B. Turn Out mufflers
- 238682 C. Baloney slice mufflers

#### Fits Sportster models 2004 to present (sold in pairs)

- 731568 A. Tapered mufflers
- 731570 B. Turn Out mufflers
- 731569 C. Baloney slice mufflers

#### Fits FXD-FXDB-FXWG Dyna Glide and Sturgis 1991 to present. Including Twin-Cam models (sold in pairs)

- 237148 A. Tapered mufflers
- 237109 B. Turn Out mufflers
- 237149 C. Baloney slice mufflers

#### Fits Evolution Softail models 1984 thru 1999 (sold in pairs)

- 237140 A. Tapered mufflers
- 237142 B. Turn Out mufflers
- 237141 C. Baloney slice mufflers

**Fits Twin-Cam Softail & FLST models 2000 to present, comes complete with mounting bracket ZPN 721656 (sold in pairs)**

- 721657 A. Tapered mufflers
- 721658 B. Turn Out mufflers
- 721659 C. Baloney slice mufflers

**Fits Evolution Softail FLSTF Fat Boy & FLSTN Nostalgia models 1990 thru 1999 (sold in pairs)**

- 237144 A. Tapered mufflers
- 237146 B. Turn Out mufflers
- 237145 C. Baloney Slice mufflers

**Fits Twin-Cam Softail FLSTF Fat Boy & FXSTD Deuce models 2000 to present, uses stock mounting bracket (sold in pairs)**

- 721661 A. Tapered mufflers
- 721662 B. Turn Out mufflers
- 721660 C. Baloney Slice mufflers

**Fits FLHT-FLT 1985 thru 1994 (sold in pairs)**

- 237117 B. Turn Out mufflers

**Fits FLHT-FLT 1995 to present, including Twin-Cam models (sold in pairs)**

- 237118 B. Turn Out mufflers

**Mounting bracket for Dyna & Sturgis models**


- 237113 Black (OEM 65674-90A)
- 237114 Chrome plated (OEM 65674-90A)

### TURN OUT “GOOSENECK” DRAG PIPES

The latest addition to our drag pipe selection. These 1 3/4” diameter pipes feature a “racers look” Turn Out bend at the end of the 35” long pipe, directing the hot exhaust gas away from the rear tire. Designed to use stock flanges, retainer rings and hardware. Bolts to the factory bracket.




**232906** Fits all FX models 1971 thru 1984 (FXWG up-to 1982 only)




**237123** Fits Softail-FLST 1984 thru 1999 and all FX models 1985 to 1986






**ORIGINAL STYLE FISH TAIL MUFFLER FOR EARLY MODELS**

**062028** Chrome plated replacement muffler for early Harley models. Available in a limited quantity. Once sold out, this muffler will probably never be reproduced again (OEM 65227-50).




**062013** "Trumpet" style (47 cm)




**OLD STYLE FISH TAIL MUFFLER**

**062067** Chrome plated Old Style universal muffler. Useable as custom replacement for FL models and many other custom applications. 1 3/4" Connector for universal fitting on most exhaust pipes. Will also fit 1 1/2" pipes if reducer sleeve is used (ZPN 065010).



**062033** "Turn Out" style (50 cm)



**UNIVERSAL CUSTOM MUFFLERS**

Show-chromed universal mufflers, available in several popular models. Mufflers have a 1 3/4" connector but will also fit 1 1/2" front pipes if our reducer sleeve (ZPN 065010) is used. Sold each.


**062000** "Tapered" style (41.5 cm)



**062002** "Shorty" style (30 cm)



**062024** Large 3" Turn Out (53 cm)



**062004** "Slash-Cut" style (40.5 cm)



**232705** Universal Baloney Slice muffler (45 cm)



03



### MUFFLERS FOR FL(T)(HT) MODELS

These dresser mufflers are available in your choice of Slash-Cut or Straight-Cut. Slash cut mufflers come with 4-way drilled end caps to allow Slash-Cut, Slash-Down or Slash-Up. Mufflers bolt straight on to the stock brackets and are beautifully chrome plated. Please note that these mufflers are sold each.

#### Slash Cut muffler fits FLT and FLHT models (sold each)

**236096** Fits 1985 thru 1994 models

**236095** Fits 1995 to present models



#### Straight Cut muffler fits FLT and FLHT models (sold each)

**236098** Fits 1985 thru 1994 models

**236097** Fits 1995 to present models



### CLASSIC UNIVERSAL FISH TAIL MUFFLERS

These beautiful chrome plated Fish Tail mufflers are available in two lengths, 30" and 36" Both mufflers have 1 3/4" inlets and 2 7/8" bodies. Comes including the mounting clamp. They look great on any single or dual dresser exhaust system.

**062091** Tapered Fish Tail muffler 30"

**062092** Tapered Fish Tail muffler 36"



### UNIVERSAL FISHTAIL MUFFLER

We've combined our stylish FishTail end with our smooth tapered Sportster-type baffled muffler to produce this universal FishTail muffler. Perfectly chromed and available with 1 3/4" and 2" connectors. U.S. made.

**531037** FishTail muffler 2" connector

**531044** FishTail muffler 1 3/4" connector



### DAGO STYLE FISH TAIL MUFFLER

This chrome plated 30" long Dago Style muffler looks great on all single or dual "Dresser" exhaust systems. Features 1 3/4" inlet. Requires a 2 7/8" muffler clamp to mount. Sold each.

**062093** Dago Style Fish Tail muffler



### TORPEDO FISH TAIL MUFFLER

**062065** Perfect replica of the 28" long Deluxe Fish Tail muffler as used on the 1958 thru 1966 FL models. Fits all 1 3/4" exhaust pipes. Will also fit 1 1/2" pipes if reduce sleeve (ZPN 065010) is used (OEM 65244-62TA).



### STOCK STYLE MUFFLER FOR BIG TWIN DRESSER MODELS

**061179** Chromed version of the stock muffler as used on 1958 thru 1978 FL and FLH models. Muffler is 25" long and has a 3 1/4" body diameter. We have eliminated the bottom seam for a smoother look. Fits all Big-Twins with 1 3/4" pipes. Sold each (OEM 65240-41A).



### HIGH-PERFORMANCE MUFFLERS FOR BUELLS

A simple to fit muffler for your Buell that slips straight on to the stock headers. The intermediate pipe and most other parts are made in Stainless Steel. A good looking and well performing substitute for that ugly car-style muffler. The quickest and easiest way to put more "Horses" in your Buell motorcycle. Available with an aluminum or carbon fiber oval design canister. Fits Buell S1 Lightning, S1 White Lightning and M2 Cyclone models 1996 to present.

**700747** Carbon fiber

**700748** Aluminum

**Note:** Will not fit U.S. Domestic models S1 White Lightning. For S3/S3T models, drill new holes in black bracket.







## ROCKET TIP-STYLE FISHTAIL REPLACEMENT MUFFLERS

The 29" long replacement mufflers fit 1985 to present FLT, FLHS, FLHTC and FLR models and offer improved tone and performance. They feature 3" diameter, heavy wall construction and an all steel baffle that offers improved flow and power as well as a deep throated tone. These mufflers are available for 1985 thru 1994 and for 1995 to present models and are sold each.

**237115** Fits 1985 thru 1994 models

**237116** Fits 1995 to present models



## UNIVERSAL FISH TAIL EXTENSIONS

Clamp-on Fish Tail extensions, slips easily over

drag or tail pipes. Mounts in minutes (sold each).

**531045** 1 3/4" Connector

**531048** 2" Connector



## REPLACEMENT MUFFLER CLAMPS

Beautiful chromed muffer clamp set for 1987 thru 1994 FLT models. An exact OEM duplicate. Also used for custom applications, and to mount aftermarket mufflers to OEM header pipes.

**061155** Muffer clamp set (OEM 65722-85B) set of 2



## DRAG PIPE BAFFLES

Available in a 4" (10 cm) Mini and a 12" Long version. Fit inside 1 1/2" to 2" drag-pipes. All steel construction.

### 4" long Mini baffle

**063001** 1 1/2"

**063003** 1 3/4"

**063006** 2"

### 12" long Long baffle

**063009** 1 1/2"

**063008** 1 3/4"

**063010** 2"



## CHROME PIPE AND MUFFLER CLAMPS

Clamps are sold each.

**061123** Short clamp 1 3/4"

**061127** Long clamp 1 3/4"

**061124** Short clamp 1 7/8"

**061121** Short clamp 1 1/2"



## MUFFLER CLAMP LATE FLT'S 061149

This muffer clamp is designed to

install aftermarket exhaust pipes on the 1985 and later FLT models. This clamp mounts to the original mounting bracket on the FLT frame. Sold each.




## CHROME EXHAUST CLAMPS

Heavy-duty chrome plated exhaust clamps for Panhead and Sportster models. Made from cold rolled, heavy wall steel. Comes complete with socket head screws. Sold in pairs.

**061112** Fit Sportster models 1957-1985 (OEM 65273-88T)

**061113** Fit Panhead models 1948-1965 (OEM 65274-88T)



## P-STYLE MUFFLER CLAMP

Made of thick, 1" wide steel and available to fit three different diameters muffer bodies: 2 1/2", 2 7/8", 3 1/4". In Chrome or Stainless Steel.

**A. 061220** 2 1/2" Chrome

**B. 061222** 2 1/2" Stainless Steel

**A. 061221** 2 7/8" Chrome

**B. 061223** 2 7/8" Stainless Steel

**A. 061145** 3 1/4" Chrome (OEM 65293-58)

**B. 061163** 3 1/4" Stainless Steel (OEM 65293-58)



### "TUFF SEAL" EXHAUST PORT GASKETS

**027637** The "Tuff Seal" is a metal core, silicone-impregnated material which has a tough alloy ring around the inside edge to keep exhaust gasses from escaping and to ensure a faultless pipe to head seal. Fits Shovelhead motors from 1966 thru 1984. Sold in 10 packs (OEM 65834-68A).



### ACORN EXHAUST KIT

**231169** Exhaust gasket kit with Chrome plated Acorn nuts. Fits all Evolution models 1984 up.



### MUFFLER TO HEAD PIPE CLAMP GASKET

Copper gasket, fits all FLT models with two-piece exhaust pipes 1985 thru 1994. Made by James. Sold in dealer 10-packs (OEM 65721-85).

**740429** Muffler clamp gasket, dealer 10-pack



### EXHAUST MOUNTING FLANGE AND RETAINING RING KIT

This kit contains two chrome plated exhaust flanges and a pair of retaining rings. Fits Evolution Big-Twins 1984 thru 1999, Twin-Cam 1999 to present, and Evolution Sportster models 1986 to present. Flanges and retainer rings are also available separately.

**232712** Complete exhaust flange kit

**027583** Exhaust flanges, pair (OEM 65328-83)

**233492** Retaining rings, 10 pack (OEM 65325-83)



### STAGE 8 SHOVELHEAD EXHAUST KIT

**232898** Includes bolts, washers, gaskets and lock plates with clips.




### STAGE 8 EVOLUTION EXHAUST KIT

**232897** Includes nuts, washers and lock plates with clips.



### MUFFLER REDUCER SLEEVE

**065010** Reduces the muffler connector from 1 3/4" to 1 1/2".



### EXHAUST HEAT SHIELD

**061317** Beautifully Chromed heat shield protects the passenger's boots and pants. Recommended when using a Custom exhaust system. Fits 1 3/4" pipes. Shield is 7" long (OEM 65270-84T).



### CHROME FLEXIBLE EXHAUST COVER

**012434** Originally used on the early Panheads and Knuckleheads, these 12" long exhaust covers give your bike that nostalgic look. Fits most 1 3/4" two-piece pipes.



### PERFORATED HEAT SHIELD

**531038** Show-chromed universal heat shield. A must when mounting a custom exhaust system with high mounted rear pipe. Fits 1 1/2" to 3" diameter pipes. Shield is 11" long.






**RIBBED HEATSHIELD**

Beautifully chrome plated heatshield to fit the OEM front cylinder head pipe on Softail models 1984 to present and FXR models 1986 thru 1994. Easy to fit as it comes including Stainless Steel mounting clamps and follows the shape of the OEM down pipe exactly.

**061329** Ribbed heatshield



**EXHAUST TORKE VALVES**

Create your own Anti-Reverse system with our Torke Valves. They fit into the exhaust at header to cylinder head connection. It gives the correct back pressure within the system by creating a venturi. At low engine speeds the taper of the torke valve increases back pressure resulting in increased low RPM power and torque. At high engine speeds, the venturi increases exhaust gas velocity. This maximizes engine power by increasing the rate at which the exhaust gases are drawn from the exhaust ports. Fits all OEM and aftermarket pipes on all Evolution Sportsters and Evolution Big-Twins. Sold in sets.

**237358** Torke valve set



**REPLACEMENT T-BOLTS**

**231969**

Replacement T-Bolt exhaust mounting. Fits most of our exhaust systems. Sold in pairs.



**UNIVERSAL FLAT STRAPS**

For mounting exhaust pipes, mufflers, lights and many other custom applications.


**061310** Short  
**061311** Medium  
**061312** 90 Degrees



**BRAKE PEDAL STOP**

**062085**  
 The 1980 thru 1987

Sportster have a combination mounting bracket and brake pedal stop welded to the stock front pipe. When the pipes are replaced by a Custom exhaust system, it is necessary to use this brake pedal stop.



**MOUNTING BRACKET FOR DYNA & STURGIS MODELS**

**237113** Black (OEM 65674-90A)  
**237114** Chrome plated (OEM 65674-90A)



**EXHAUST MOUNTING BRACKET**

**231970** For easy mounting of our FX-FXE dragpipes. Also works as replacement bracket for our aftermarket exhaust for FX-FXE models.



**EXHAUST BRACKET FOR SOFTAIL MODELS**

Show chrome exhaust bracket. Fits all front and rear pipes on Softail models 1984 to 1994 (OEM 65459-84A).

**061330** Chrome exhaust bracket



**MUFFLER SUPPORT BAR**

When mounting a pre 1995 muffer to a 1995 to present Softail models you need to use these mounting brackets. Available in Chrome or black.

**237137** Muffer support bar black for Softail  
**237138** Muffer support bar Chrome for Softail  
**237139** Muffer support bar black for FLSTF/FLSTN



**REPLACEMENT BRACKET**

**236960** This bracket is used to replace the OEM bracket 65459-84A or 65459-95 for a cleaner installation. Works with Shotgun exhausts ZPN 237121, 237131, 237132, and 237135. Comes in black painted finish.



**MUFFLER SUPPORT BRACKET FOR SOFTAIL TWIN-CAM MODELS 2000 TO PRESENT**

**721656** When mounting an Evolution Softail exhaust system on a Twin-Cam Softail it is necessary to replace the stock support bracket with this muffer support bracket. The stock support bracket is the balance pipe between the upper and lower muffer. Bracket has black finish.

**03**

03



## HOOKER MILD STEEL MANDREL J AND U BENDS


For those who are looking for a true one-of-a-kind exhaust system we offer 16 gauge 180° J-bends and U-bends to allow you to build your own design exhaust system. Hooker bends are made on the industry's most up-to-date mandrel bending machines to ensure smooth wrinkle-free bends with no crimping. We supply mild steel bends from stock, Stainless Steel bends are available upon special order.

### Mild steel 6" radius U-bends with two 12" long legs

- 720574** 1 1/2" outer diameter
- 720575** 1 3/4" outer diameter
- 720576** 2" outer diameter
- 720578** 2 1/4" outer diameter

### Mild steel J-bends with one 6" long leg and one 15" long leg

- 721160** 1 1/2" outer diameter, 3" radius
- 721161** 1 5/8" outer diameter, 2 1/4" radius
- 721162** 1 7/8" outer diameter, 2 1/2" radius
- 721163** 2" outer diameter, 3" radius
- 721164** 2 1/4" outer diameter, 3 1/2" radius
- 721165** 2 3/8" outer diameter, 3 1/2" radius
- 721166** 2 1/2" outer diameter, 4" radius
- 721167** 3" outer diameter, 4" radius



## EXHAUST INSULATING WRAP

The Original Exhaust Insulating Wrap was developed back in 1986 by Thermo-Tec. Exhaust Insulating Wrap is an innovative way to create more horsepower as wrapping headers with Exhaust Insulating Wrap maintains hotter exhaust gases that exit the system faster through decreased density. This produces increased exhaust scavenging, as well as lower intake temperatures. Exhaust Insulating Wrap withstands continuous heat up to 2000°F; it contains no asbestos. Thermo-tec's exhaust wrap will not over-insulate a system when properly installed, due to a proprietary coating, Thermal-Conduction-Technology (T-C-T), developed by Thermo-Tec, that conducts heat across the wrap's surface. This unique coating controls heat built-up and dissipation. Exhaust Insulating Wrap is sold in 50 feet (over 15 meter) rolls, 2" wide. Exhaust Wrap has a low profile 1/16" thickness. In order to make installation easier and neater, you can use Snap-Strap, stainless steel strapping material that has a low profile to fit in tight spots. It can easily be cut to the required length and is secured with easy to use slide-through fasteners. Snap-Strap is sold on rolls of 20 feet (over 6 mtr).

- 741370** Graphite White Wrap, 2" x 1/16" x 50 feet
- 741371** Graphite Black Wrap, 2" x 1/16" x 50 feet
- 741372** Snap Strap, 20 feet Strap with 20 clips



## PIPE BLUEING PREVENTATIVE

**234699** Here's the answer to the old question of how to keep your new exhaust pipes from blueing and still ride your bike. The answer is Blue Shield. Independent U.S. test report shows that an inside coating with Kreem Blue Shield will reduce or eliminate the chrome blueing of new exhaust pipes. Blue Shield bonds itself to the wall when exposed to high temperatures, and forms a protective heat barrier that minimizes or eliminates blueing in most exhaust systems. This is what you seriously have been waiting for.

