

THE TILE CATALOG
2006 / 2007



PORCELAIN STONE.

DESIGN SOLUTIONS™

ACCENT INNOVATIONS™

20TH
ANNIVERSARY
CELEBRATION
1986 - 2006

20TH

ANNIVERSARY
CELEBRATION

1 9 8 6 - 2 0 0 6

Twenty Years of Excellence

Founded in May 1986, Crossville, Inc. is celebrating its 20th anniversary in the same way it has done business for two decades-by providing customers with exceptional quality in product, design, selection, service, unrivaled support and continued innovation. With its award-winning Porcelain Stone®, Design Solutions™, and Accent Innovations™, Crossville® promises to “Elevate Your Space” now and in the future.



CROSSVILLE®

Architects and designers have relied on Crossville in the following installations:

Auto Dealerships

BMW
Chevrolet
Ford-Lincoln-Mercury
Hummer
Infiniti
Lexus
Nissan
Toyota

Hospitality

Marriott International
Sheraton Hotels

Fast Food & Restaurants

Cold Stone Creamery
Denny's
Domino's
Outback Steakhouse
Panera Bread
Pizza Hut
Subway
Wendy's

Retail

Children's Place
Hatworld/Lids
La-Z-Boy
Polaris
Sears
Wal-Mart


Others

Bank of America
Equinox Fitness
Circle K Stores

Crossville Sample
Express
1.800.221.9093
Sample Fulfillment
& Help Line

CONTENTS

pg5 – 39 porcelain stone®



pg26 americana




pg18 character



pg16 chemistry



pg8 color blox/
color blox mosaics



pg31 cronos



pg32 cross-colors




pg33 cross-colors lp




pg36 cross-colors
mosaics



pg24 ecocycle



pg20 empire




pg19 journey




pg38 milestone
mosaics




pg25 mountain stone




pg15 now



pg12 palais



pg28 pompeii




pg27 quartzite



pg30 strong



pg34 textures



pg29 weatherstone

pg40 – 43 design solutions




pg42 le ville




pg40 savoy

pg44 – 52 accent innovations



pg52 borders program



pg51 brillante glass



pg48 illuminence
glass



pg46 patina metals



pg44 questech metals



pg47 stainless steel



pg50 venetian glass

Coefficient of Friction information gathered as a result of ASTM Testing C1028-89

© Cross-Colors, Cross-Colors Mosaics, Cross-Dot, Cross-Sheen, Cross-Plus, Cross-Tread, Cross-Slate, Cross-Grid, Cross-Grip, Crossville, Porcelain Stone and Crosstyle are copyrighted marks of Crossville, Inc.™ Cross-Colors LP, EcoCycle, CROSSVILLE & Design, Cross-Tech and Keep America Tiling are registered trademarks of Crossville, Inc.

Porcelain Stone®

If you expect your design materials to rise to the level of your creative vision, Porcelain Stone® by Crossville® is the clear choice. With hundreds of styles, colors, and sizes, Porcelain Stone provides design flexibility demanded by the nation's top architects and designers. Strong, durable and stain resistant, it is backed by a no-nonsense Lifetime Warranty.



▲Photo info



▲Photo info



▲Photo info



▲Photo info



▲Photo info

Design Solutions

Design Solutions™ by Crossville® are specially designed to be used in combination on walls or floors or on walls alone. The exquisite Le Ville product consists of matching floor and wall tile that replicates the look of expensive Italian marble, and Savoy features classically inspired wall tile, reborn with contemporary colors. With a complete complement of coordinating trims, both Le Ville and Savoy provide a uniquely beautiful design solution.

DESIGN SOLUTIONS™



▲Photo info



▲Photo info

Accent Innovations

Accent Innovations™ by Crossville® infuse any design with vibrancy. Made of cast glass, Illuminescence Prism Glass, Radiance Glass, and Water Crystal Mosaics reflect and refract light to capture the magical qualities of water. To further expand your options, consider Brilliante and Venetian Glass, or one of our metal accents from the Questech, Patina, or Stainless Steel Series. If old world charm is more to your liking, we offer Tumbled Naturals, intricate border patterns of tumbled stone and marble.



▲Photo info



▲Photo info



▲Photo info




▲Photo info

PORCELAIN STONE®



VS112 Blanco Cronos Series p.31



19790 Statuario Le Ville Series p.42




AV151 Zircon Chemistry Series p.17



Joy Beige Character Series p.18




AV31 Cascade Mountain Stone Series p.20




VS116 Nuez Cronos Series p.31




VS100 Almond Strong Series p.30



VS88 Crown Doré Empire Series p.20




A1102 Roasted Marshmallow Color Blox Series p.10



AV121 Cream Multicolor Quartzite Series p.27



Amber Now Series p.15



VS78 Cognac Empire Series p.20



Rust Now Series p.15



A1107 Mud Pie Color Blox Series p.10



VS101 Beige Strong Series p.30




VS51 Pietra Vecchia Pompeii Series p.28



VS81 Palais Taupe Empire Series p.20



AV32 Sierra Nevada Mountain Stone Series p.25



EC101 Wetlands EcoCycle Series p.24



A1108 Sea Otter Color Blox Series p.11



AV122 Green Multicolor Quartzite Series p.27



Vanity Almond Character Series p.18



A1106 Limeade Color Blox Series p.10




Savanna Breeze Journey Series p.19



AV154 Krypton Chemistry Series p.17



AV152 Boron Chemistry Series p.17



VS52 Antico Silver Pompeii Series p.28



A1103 Slinky Color Blox Series p.10



A1104 It's a Boy! Color Blox Series p.10




VS114 Gris Cronos Series p.31



VS50 Forum Stone p.28
Pompeii Series



19791 Crema Laguna p.42
Le Ville Series




VS77 Parisian White p.20
Empire Series




19792 Botticino p.42
Le Ville Series



AV141 Versailles p.14
Palais Series



A1101 Sandbox p.10
Color Blox Series




VS82 Emperor's Gold p.20
Empire Series



AV153 Argon p.17
Chemistry Series




AV143 Élysée p.14
Palais Series



AV123 Noce Multicolor p.27
Quartzite Series



A1105 Yellow Brick Road p.10
Color Blox Series




AV112 Gold Rush p.26
Americana Series




AV114 Grand Canyon p.26
Americana Series



VS53 Etruscan Clay p.28
Pompeii Series




VS117 Teja p.31
Cronos Series




AV113 Alamo p.26
Americana Series



EC103 Earth p.24
EcoCycle Series



VS102 Brown p.30
Strong Series



Tribal Path p.19
Journey Series



AV133 Taupe Mist p.29
WeatherStone Series




AV134 WetStone p.29
WeatherStone Series



A1114 Tree House p.11
Color Blox Series



AV155 Rubidium p.17
Chemistry Series



VS55 Lava Brown p.28
Pompeii Series



Moss p.15
Now Series




A1109 Sidewalk Chalk p.11
Color Blox Series




A1110 Sea Monkey p.10
Color Blox Series



A1112 Mr. Green Jeans p.10
Color Blox Series



AV36 Blue Ridge p.25
Mountain Stone Series



VS84 Laurel Green p.21
Empire Series



VS87 Empress Silver p.20
Empire Series




AV144 Luxembourg p.14
Palais Series



AV33 Teton p.25
Mountain Stone Series




VS85 General's Grey p.20
Empire Series



EC102 Marshland p.24
EcoCycle Series




A1111 A Day at the Beach p.10
Color Blox Series




VS86 Black Swan p.21
Empire Series



VS105 Nero p.30
Strong Series



VS115 Negro p.31
Cronos Series



EC105 Night Air p.24
EcoCycle Series




A1117 I See the Moon p.11
Color Blox Series



Arrogance Black p.18
Character Series



AV111 Monticello p.26
Americana Series




VS80 Corsican Crème p.20
Empire Series



Sand p.15
Now Series



AV142 Louvre p.14
Palais Series



VS111 Beige p.31
Cronos Series



AV131 Summer Cloud p.29
WeatherStone Series



AV132 Autumn Sun p.29
WeatherStone Series



VS103 Giallo p.30
Strong Series



African Sunset p.19
Journey Series



Loyalty Moka p.18
Character Series



A1115 Camping Out p.10
Color Blox Series



VS113 Caramel p.31
Cronos Series



AV124 Black Multicolor p.27
Quartzite Series



AV135 Midnite Storm p.29
WeatherStone Series



VS79 Elba Night p.21
Empire Series



A1116 Caboose p.11
Color Blox Series



AV115 Rushmore p.26
Americana Series




A1118 Chocolate Candy p.11
Color Blox Series




AV35 Smoky p.25
Mountain Stone Series



A1120 Grape Jelly p.11
Color Blox Series



AV34 Ozark p.25
Mountain Stone Series



EC104 Pine Barren p.24
EcoCycle Series




VS54 Apollo Bronze p.28
Pompeii Series




VS104 Verde p.30
Strong Series



Liking Green p.18
Character Series



VS110 Azul p.31
Cronos Series




A1113 Blue Suede Shoes p.10
Color Blox Series



Lead p.15
Now Series



AV116 Plymouth Rock p.26
Americana Series



VS89 Napoleon Blue p.21
Empire Series



A1119 Night Night p.11
Color Blox Series

COLOR BLOX






—
PORCELAIN STONE.
—


COLOR BLOX

PORCELAIN STONE®



A1101 Sandbox

I



A1103 Slinky

I



A1104 It's a Boy!

I




A1110 Sea Monkey

II




A1111 A Day at the Beach

II



A1102 Roasted Marshmallow

I



A1105 Yellow Brick Road

IV



A1106 Limeade

I




A1112 Mr. Green Jeans

II



A1113 Blue Suede Shoes

IV



A1107 Mud Pie

IV



A1115 Camping Out

IV



COLOR BLOX




A1116 Caboose II



A1118 Chocolate Candy IV




A1120 Grape Jelly III




A1109 Sidewalk Chalk I



A1108 Sea Otter I



A1114 Tree House I



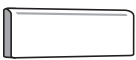
A1117 I See the Moon II



A1119 Night Night III



Coordinating Trim available in all colors:



4" x 12" Single Bullnose



4" x 12" Bullnose Corner Right



4" x 12" Bullnose Corner Left



3" x 3" Bullnose



3" x 3" Bullnose Corner



6" x 12" Cove Base



6" x 8" Cove Base Corner Right



6" x 8" Cove Base Corner Left



3" x 12" Mounted Cove Base, 1 Linear Foot

Coefficient of Friction dry >0.8 wet >0.6

Color Blox is recommended for interior floors, walls and countertops and exterior walls in both commercial and residential environments.

- ❖ 20 fresh, contemporary colors
- ❖ Each color coordinates with at least 2-3 other colors
- ❖ Subtle variations in texture and shading add visual interest
- ❖ Made of Porcelain Stone® for strength and durability
- ❖ Cross-Sheen® finish for easy cleaning
- ❖ Designed to coordinate with Bentley Prince Street carpet
- ❖ Available only from Crossville

Price Groups

I	Group I
II	Group II
III	Group III
IV	Group IV

(all sizes in inches and fractions of an inch)

Surface/Texture	Size	Actual Size	Thickness
UPS	3 x 3*	2-7/8 x 2-7/8	1/4
UPS	6 x 6	5-3/4 x 5-3/4	3/8
UPS	6 x 12†	5-3/4 x 11-3/4	3/8
UPS	12 x 12	11-3/4 x 11-3/4	3/8
UPS	12 x 18†	11-3/4 x 17-3/4	3/8
UPS	18 x 18	17-3/4 x 17-3/4	3/8

Coordinating Trim available in all colors:


3" x 3" Single Bullnose	2-7/8 x 2-7/8	1/4
3" x 3" Bullnose Corner	2-7/8 x 2-7/8	1/4
3" x 12" Mounted Cove Base, 1 Linear Foot	2-7/8 x 11-7/8	1/4
4" x 12" Single Bullnose	3-3/4 x 11-3/4	3/8
4" x 12" Bullnose Corner (left)	3-3/4 x 11-3/4	3/8
4" x 12" Bullnose Corner (right)	3-3/4 x 11-3/4	3/8
6" x 12" Cove Base	5-3/4 x 11-3/4	3/8
6" x 8" Cove Base Corner (left)	5-3/4 x 7-3/4	3/8
6" x 8" Cove Base Corner (right)	5-3/4 x 7-3/4	3/8

Shade & Texture Index **V3** See inside back cover for description.

* 3" x 3" Mosaic Tile in 11-7/8" x 11-7/8" Sheets.

† Available by special order. Allow 2-6 weeks for delivery.







PORCELAIN STONE.

PALAIS


PORCELAIN STONE®




AV141 Versailles




AV142 Louvre



AV143 Élysée



AV144 Luxembourg



2" x 2" Mosaic* - available in all colors

* 11-3/4" x 11-3/4" sheet mounted



4" x 4" Mosaic* - available in all colors



▲Photo info

Coordinating Trim available in all colors:



2-5/8" x 7-7/8" Crown Molding




3-5/16" x 7-13/16" Vine Listel



13/16" x 7-7/8" Ribbon Listel



2-5/16" x 8" Rope Listel



1-3/4" x 7-13/16" Chair Rail



4" x 4" Decorative Insert

Coordinating Trim available in all colors:



4" x 12" Single Bullnose



6" x 12" Cove Base

**Coefficient of Friction
Interior (UPS)
dry >0.8 wet >0.6**

Palais is recommended for interior floors and walls and exterior walls. Palais is not recommended for exterior horizontal surfaces or exterior paving.

- ❖ Combines the looks of three types of French limestone
- ❖ Available in four realistic-looking colors
- ❖ Subtle shade variation adds visual interest
- ❖ Looks exceptional when different sizes are combined
- ❖ Coordinating wall tile offers a complete design solution
- ❖ Available with 2" x 2" and 4" x 4" mounted mosaics

(all sizes in inches and fractions of an inch)

Size	Actual Size	Thickness
2 x 2*	2-1/4 x 2-1/4	3/8
4 x 4*	3-3/4 x 3-3/4	3/8
6 x 6	5-3/4 x 5-3/4	3/8
6 x 12	5-3/4 x 11-3/4	3/8
12 x 12	11-3/4 x 11-3/4	3/8
12 x 18	11-3/4 x 17-3/4	3/8
18 x 18	17-3/4 x 17-3/4	3/8

Coordinating Trim available in all colors:

Single Bullnose	3-3/4 x 11-3/4	3/8
Cove Base	5-3/4 x 11-3/4	3/8
Chair Rail	1-3/4 x 7-13/16	1-1/8 Max
Crown Molding	2-5/8 x 7-7/8	1-1/2 Max
Decorative Insert	4 x 4	3/8
Ribbon Listel	13/16 x 7-7/8	3/4 Max
Rope Listel	2-5/16 x 8	1-1/4 Max
Vine Listel	3-5/16 x 7-13/16	5/8 Max


Shade & Texture Index **V3** See inside back cover for description.

*2" x 2" and 4" x 4" tiles are cut, snapped tumbled and mounted on an 11-3/4" x 11-3/4" sheet.


NOW



▲Photo info




Sand




Amber



Rust



Moss



Lead

Coordinating Trim available in all colors:



3" x 18" Single Bullnose

PORCELAIN STONE®

Sand		Amber		Rust		Moss		Lead	
Size	Code	Size	Code	Size	Code	Size	Code	Size	Code
3 x 6	7A34	3 x 6	7A35	3 x 6	7A36	3 x 6	7A38	3 x 6	7A37
3 x 12	6BE2	3 x 12	6BE3	3 x 12	6BE4	3 x 12	6BE6	3 x 12	6BE5
6 x 6	5DB5	6 x 6	5DB6	6 x 6	5DB7	6 x 6	5DB9	6 x 6	5DB8
6 x 24	5C18	6 x 24	5C19	6 x 24	5C22	6 x 24	5C23	6 x 24	5C24
12 x 24	6Z26	12 x 24	6Z27	12 x 24	6Z28	12 x 24	6Z30	12 x 24	6Z29
18 x 18	4EF4	18 x 18	4EF5	18 x 18	4EF6	18 x 18	4EG2	18 x 18	4EF7
3 x 18 Single Bullnose	5A36	3 x 18 Single Bullnose	5A37	3 x 18 Single Bullnose	5A38	3 x 18 Single Bullnose	5A40	3 x 18 Single Bullnose	5A39

Coefficient of Friction dry >0.7 wet >0.6

Now is recommended for interior floors and walls and exterior walls. Now is not recommended for exterior horizontal surfaces or exterior paving.

- ❖ A superior alternative to natural stone
- ❖ Realistic colorations and texture in technical through-body porcelain
- ❖ Coordinates with Accent Innovations™
- ❖ Rectangular shapes in four sizes add design versatility
- ❖ Easy to maintain—no sealing or waxes required


(all sizes in inches and fractions of an inch)

Surface/Texture	Size	Actual Size	Thickness
UP	3 x 6	2-7/8 x 5-3/4	3/8
UP	3 x 12	2-7/8 x 11-3/4	3/8
UP	6 x 6	5-3/4 x 5-3/4	3/8
UP	6 x 24	5-3/4 x 23-7/8	3/8
UP	12 x 24	11-3/4 x 23-7/8	3/8
UP	18 x 18	17-3/4 x 17-3/4	3/8


Coordinating Trim available in all colors:

3" x 18" Single Bullnose	2-7/8 x 17-3/4	3/8
--------------------------	----------------	-----


Shade & Texture Index **V4** See inside back cover for description.




CHEMISTRY




AV151 Zircon



AV152 Boron



AV153 Argon



AV154 Krypton



AV155 Rubidium



▲Photo info

PORCELAIN STONE®

Metal Accent Innovations available:

	Zinc	Baroque Bronze
1 x 8 Half Round	TRIM 362 050 011	TRIM 362 037 011
2 x 2 Dot	TILE 393 050 011	TILE 393 037 011

Glass Accent Innovations available:

	Radium	Selenium
1 x 8 Liner	PL020.1CHEM1	PL060.1CHEM1
2 x 2 Dot	PD020.1CHEM1	PD060.1CHEM1

Coordinating Trim available in all colors:



4" x 8"
Single Bullnose



4" x 4"
Bullnose Corner

(all sizes in inches and fractions of an inch)

Surface/Texture	Size	Actual Size	Thickness
UPS	4 x 4	3-3/4 x 3-3/4	3/8
UPS	4 x 8	3-3/4 x 7-3/4	3/8
UPS	8 x 8	7-3/4 x 7-3/4	3/8
UPS	12 x 12	11-3/4 x 11-3/4	3/8
UPS	16 x 16	15-3/4 x 15-3/4	3/8

Coordinating Trim available in all colors:

4" x 4" Bullnose Corner	3-3/4 x 3-3/4	3/8
4" x 8" Single Bullnose	3-3/4 x 7-3/4	3/8

Shade & Texture Index **V4** *See inside back cover for description.*


Coefficient of Friction
dry > **0.8** wet > **0.6**

Chemistry is recommended for interior floors and walls and exterior walls. Chemistry is not recommended for exterior horizontal surfaces or exterior paving.


- ❖ Irregular edges provide Old World appeal
- ❖ Coordinating glass and metal accents available
- ❖ Striking range of hues and tones within color palettes
- ❖ Multiple sizes add versatility and interest to installations

CHARACTER

PORCELAIN STONE®




Vanity Almond




Joy Beige



Liking Green



Loyalty Moka



Arrogance Black



▲Photo info

Vanity Almond	
Size	Code
18 x 18	J81676
12 x 24	J81681
24 x 24	J81686
3.5 x 18 Single Bullnose	J81663


Joy Beige	
Size	Code
18 x 18	J81677
12 x 24	J81682
24 x 24	J81687
3.5 x 18 Single Bullnose	J81664

Liking Green	
Size	Code
18 x 18	J81679
12 x 24	J81684
24 x 24	J81689
3.5 x 18 Single Bullnose	J81666

Loyalty Moka	
Size	Code
18 x 18	J81680
12 x 24	J81685
24 x 24	J81690
3.5 x 18 Single Bullnose	J81667

Arrogance Black	
Size	Code
18 x 18	J81678
12 x 24	J81683
24 x 24	J81688
3.5 x 18 Single Bullnose	J81665

Coordinating Trim available in all colors:



3.5" x 18" Single Bullnose

Coefficient of Friction dry >0.7 wet >0.6

Character is recommended for interior floors and walls and exterior walls. Character is not recommended for exterior horizontal surfaces or exterior paving.

- ❖ Technical, through-body porcelain
- ❖ Facilitates urban minimalist designs with large format and tight grout joints
- ❖ Largest formats offered by Crossville
- ❖ Includes rectangular shapes
- ❖ Ideal for upscale hospitality, leisure and retail spaces

(all sizes in inches and fractions of an inch)


Surface/Texture	Size	Actual Size	Thickness
UP	18 x 18	17-1/2 x 17-1/2	3/8
UP	12 x 24	11-3/4 x 23-1/2	1/2
UP	24 x 24	23-1/2 x 23-1/2	1/2

Coordinating Trim available in all colors:


3.5" x 18" Single Bullnose	3-1/4 x 17-1/2	3/8
----------------------------	----------------	-----

Shade & Texture Index **V2** See inside back cover for description.


JOURNEY



Savanna Breeze



African Sunset



Tribal Path

Savanna Breeze

Size	Code
12 x 12	VS140212
12 x 18	VS140218
18 x 18	VS140818
3 x 12 Single Bullnose	VS1405BN

African Sunset

12 x 12	VS141212
12 x 18	VS141218
18 x 18	VS141818
3 x 12 Single Bullnose	VS1415BN

Tribal Path

Size	Code
12 x 12	VS142212
12 x 18	VS142218
18 x 18	VS142818
3 x 12 Single Bullnose	VS1425BN

Coordinating Trim available in all colors:



3" x 12" Single Bullnose

Coefficient of Friction Interior (UPS) dry > **0.8** wet > **0.6**

Journey is recommended for interior floors and walls and exterior walls. Journey is not recommended for exterior horizontal surfaces or exterior paving.

- ❖ Soft, yet sophisticated appearance
- ❖ Most realistic stone look available
- ❖ Ideally suited for upscale residential applications
- ❖ Three contemporary colorways and tonalities complement any design scheme
- ❖ Visual appeal of natural stone with functionality of porcelain tile

(all sizes in inches and fractions of an inch)


Size	Actual Size	Thickness
12 x 12	12-1/4 x 12-1/4	3/8
12 x 18	12-1/4 x 18-3/8	3/8
18 x 18	18-3/8 x 18-3/8	3/8

Coordinating Trim available in all colors:


3" x 12" Single Bullnose	3 x 12-1/4	3/8
--------------------------	------------	-----

Shade & Texture Index **V3** See inside back cover for description.

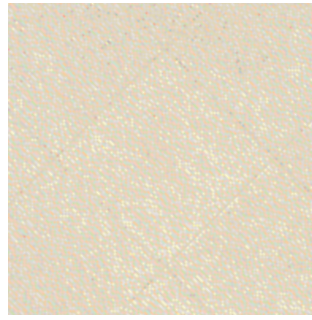
EMPIRE



VS77 Parisian White UP



VS77 Parisian White PO




VS80 Corsican Crème UP



VS80 Corsican Crème PO



VS88 Crown Doré UP



VS88 Crown Doré PO




VS81 Palais Taupe UP



VS81 Palais Taupe PO




VS82 Emperor's Gold UP



VS82 Emperor's Gold PO



VS78 Cognac UP



VS78 Cognac PO



VS87 Empress Silver UP



VS87 Empress Silver PO



VS85 General's Grey UP



VS85 General's Grey PO

(all sizes in inches and fractions of an inch)

Surface/Texture	Size	Actual Size	Thickness
UP/PO Mosaics*	1 x 1	1-1/4 x 1-1/4	5/16
PO (6) Offset Brick Mosaics** (see page 27 for all combos)	1 x 2	1-1/4 x 2-5/8	5/16
PO (6) Basket Weave Mosaics*** (see page 27 for all combos)	1 x 3 1 x 1	1-1/4 x 4 1-1/4 x 1-1/4	5/16 5/16
UP/PO All Colors	7 x 7	6-3/4 x 6-3/4	5/16
UP/PO All Colors	14 x 14	13-5/8 x 13-5/8	5/16
UP/PO (VS77, VS80, VS81, VS82, & VS86 only)	14 x 28	13-5/8 x 27-1/4	3/8
UP/PO All Colors	20 x 20	19-1/2 x 19-1/2	3/8

Coordinating Trim and Borders available in all colors:

3" x 14" Single Bullnose UP/PO	3-1/4 x 13-5/8	5/16
6" x 14" Cove Base UP	5-7/8 x 13-5/8	5/16
1" x 6" Inside & Outside Cove Base Corners UP	1 x 5-7/8	
Laurel/Vine/Fleur Border UP/PO	6-1/2 x 13-5/8	5/16
Laurel/Vine/Fleur Border Corner UP/PO	6-1/2 x 6-1/2	5/16
Laurel/Vine/Fleur Border UP/PO	6-1/2 x 19-1/2	5/16
20" x 20" Medallion UP/PO	19-1/2 x 19-1/2	5/16

Marble Trim available in VS77, VS80, VS81, VS82, VS86 coordinating colors:

Chair Rail	1-3/8 x 13-5/8	1-1/8
Half Round	3/4 x 13-5/8	3/4
Counter Edge	1-1/2 x 13-5/8	1-1/8

Shade & Texture Index

V3

See inside back cover for description.

The 7" x 7" tile is modular to the 14" x 14" tile with a 1/8" grout joint.

The 7" x 7" and 14" x 14" tile are only modular to the 14" side of the 14" x 28" tile.

* 1" x 1" Mosaic Tile in 13-1/2" x 13-1/2" sheets

** 1" x 2" Offset Brick Mosaic Tile in 13-1/2" x 10-3/4" sheets

*** 1" x 3" / 1" x 1" Basket Weave Mosaic Tile in 10-3/4" x 10-3/4" sheets

EMPIRE




VS84 Laurel Green UP




VS84 Laurel Green PO



VS89 Napoleon Blue UP



VS89 Napoleon Blue PO




VS79 Elba Night UP



VS79 Elba Night PO



VS86 Black Swan UP



VS86 Black Swan PO

Coefficient of Friction
Unpolished (UP)
dry **>0.6** wet **>0.6**
Polished (PO)
dry **>0.6** wet **-n/a**

Empire is recommended for interior walls, countertops, floors and exterior walls. Empire is not recommended for exterior horizontal surfaces or exterior paving. The polished tile is not recommended for wet areas or areas where standing water may accumulate.

- ❖ Exudes a feeling of style and sophistication
- ❖ All colors available in polished and unpolished finishes
- ❖ Extensive selection of trim, including unique 6" x 14" Cove Base
- ❖ Three styles of borders and medallions
- ❖ Complemented by three styles of mosaics
- ❖ Marble trim available in select colors

VS82 Emperor's Gold (unpolished and polished)
VS84 Laurel Green (polished)
VS84C PO Laurel Border Corner
VS84D PO Laurel Border
VS84A PO 20 x 20 Medallion



EMPIRE

Borders, Corners and Medallions (Shown in VS82 Emperor's Gold) available in all twelve Empire colors in both unpolished and polished finishes



VS82A UP Vine
6 1/2" x 13 5/8" Border



VS82C UP Vine
6 1/2" x 6 1/2"
Brdr Cnr/Rosette



VS82B UP Vine
6 1/2" x 19 1/2" Border



VS82A PO Vine
6 1/2" x 13 5/8" Border



VS82C PO Vine
6 1/2" x 6 1/2"
Brdr Cnr/Rosette



VS82B PO Vine
6 1/2" x 19 1/2" Border



VS82D UP Laurel
6 1/2" x 13 5/8" Border



VS82F UP Laurel
6 1/2" x 6 1/2"
Brdr Cnr/Rosette



VS82E UP Laurel
6 1/2" x 19 1/2" Border



VS82D PO Laurel
6 1/2" x 13 5/8" Border



VS82F PO Laurel
6 1/2" x 6 1/2"
Brdr Cnr/Rosette



VS82E PO Laurel
6 1/2" x 19 1/2" Border



VS82G UP Fleur
6 1/2" x 13 5/8" Border



VS82I UP Fleur
6 1/2" x 6 1/2"
Brdr Cnr/Rosette



VS82H UP Fleur
6 1/2" x 19 1/2" Border



VS82G PO Fleur
6 1/2" x 13 5/8" Border



VS82I PO Fleur
6 1/2" x 6 1/2"
Brdr Cnr/Rosette




VS82H PO Fleur
6 1/2" x 19 1/2" Border

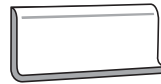


VS82A 20" x 20" Medallion
(Available in PO and UP)

Coordinating Trim available in all colors:



3" x 14" Bullnose UP/PO



6" x 14" Cove Base UP



1" x 6" Inside & Outside
Cove Base Corners UP

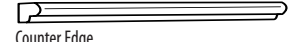
Marble Trim available:



Half Round



Chair Rail




Counter Edge


VS89 Napoleon Blue (polished)
VS80 Corsican Crème (polished)
VS89C PO Vine Border Corner
VS80A UP Vine Border

EMPIRE MOSAICS


1" x 1" Mosaics (actual size 1-1/4" x 1-1/4") available in all twelve Empire colors in both unpolished and polished finishes (13-1/2" x 13-1/2" sheets)




VS77 Parisian White UP/PO




VS78 Cognac UP/PO




VS79 Elba Night UP/PO




VS80 Corsican Crème UP/PO




VS81 Palais Taupe UP/PO




VS82 Emperor's Gold UP/PO




VS84 Laurel Green UP/PO




VS85 General's Grey UP/PO




VS86 Black Swan UP/PO



VS87 Empress Silver UP/PO



VS88 Crown Doré UP/PO



VS89 Napoleon Blue UP/PO

1" x 2" Offset Brick Mosaics (actual size 1-1/4" x 2-5/8") available in polished finish only (13-1/2" x 10-3/4" sheets)



EMP1 0102MOS
VS85 General's Grey
VS84 Laurel Green



EMP2 0102MOS
VS82 Emperor's Gold
VS77 Parisian White




EMP3 0102MOS
VS78 Cognac
VS88 Crown Doré



EMP4 0102MOS
VS79 Elba Night
VS78 Cognac




EMP5 0102MOS
VS84 Laurel Green
VS89 Napoleon Blue



EMP6 0102MOS
VS86 Black Swan
VS87 Empress Silver


1" x 3"/1" x 1" Basket Weave Mosaics (actual size 1-1/4" x 4" / 1-1/4" x 1-1/4") available in polished finish only (10-3/4" x 10-3/4" sheets)




EMP7 0103MOS
VS86 Black Swan
VS77 Parisian White




EMP8 0103MOS
VS87 Empress Silver
VS89 Napoleon Blue




EMP9 0103MOS
VS81 Palais Taupe
VS80 Corsican Crème



EMP10 0103MOS
VS85 General's Grey
VS84 Laurel Green



EMP11 0103MOS
VS77 Parisian White
VS78 Cognac



EMP12 0103MOS
VS82 Emperor's Gold
VS79 Elba Night

Marble Trim available in VS77, VS80, VS81, VS82, VS86 coordinating colors

VS77 0114HR Parisian White Half Round

VS80 0114HR Corsican Crème Half Round

VS81 0114HR Palais Taupe Half Round

VS82 0114HR Emperor's Gold Half Round

VS86 0114HR Black Swan Half Round

VS77 0114CR Parisian White Chair Rail

VS80 0114CR Corsican Crème Chair Rail

VS81 0114CR Palais Taupe Chair Rail

VS82 0114CR Emperor's Gold Chair Rail

VS86 0114CR Black Swan Chair Rail

VS77 0114SR Parisian White Counter Edge

VS80 0114SR Corsican Crème Counter Edge

VS81 0114SR Palais Taupe Counter Edge

VS82 0114SR Emperor's Gold Counter Edge

VS86 0114SR Black Swan Counter Edge

ECOCYCLE

PORCELAIN STONE®



EC101 Wetlands



EC102 Marshland

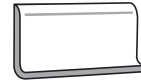


EC103 Earth

Coordinating Trim available in all colors:



4" x 12" Single Bullnose



6" x 12" Cove Base



EC104 Pine Barren



EC105 Night Air



EC114 Grand Canyon



EC116 Plymouth Rock

Coefficient of Friction
dry **>0.65** wet **>0.6**

EcoCycle is recommended for interior floors and walls and exterior walls. EcoCycle is not recommended for exterior horizontal surfaces or exterior paving.

- ❖ Extremely cost-effective and environmentally responsible
- ❖ Stone-look exudes a feeling of rustic elegance
- ❖ Contributes to the efforts of companies seeking LEED certification of new buildings and major renovations
- ❖ Slip resistant and easy to clean
- ❖ Ideal for all types of commercial and residential applications

(all sizes in inches and fractions of an inch)

Surface/Texture	Size	Actual Size	Thickness
UPS	12 x 12	11-3/4 x 11-3/4	5/16

Coordinating Trim available in all colors:


4" x 12" Single Bullnose	3-3/4 x 11-3/4	5/16
6" x 12" Cove Base	5-3/4 x 11-3/4	5/16

Shade & Texture Index **V3** See inside back cover for description.

EC104 Pine Barren



MOUNTAIN STONE



AV32 Sierra Nevada



AV31 Cascade



AV33 Teton



AV38-2 12" Rosette
(order four border corners)



AV38-2 6" Border Corner



AV38-1 12" Rosette
(order four border corners)



AV38-1 6" Border Corner



AV38-3 12" Rosette
(order four border corners)



AV38-3 6" Border Corner



AV37-2 6" x 12" Border




AV37-1 6" x 12" Border



AV37-3 6" x 12" Border

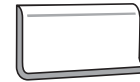
Coordinating Trim available in all colors:



12" x 12" Single Bullnose




12" x 12" Bullnose Corner




6" x 12" Cove Base



2" x 6" Counter Edge & Outside Corner



1" x 6" Quarter Round & Outside Corner



AV35 Smoky



AV36 Blue Ridge



AV34 Ozark



AV39-1 24" Medallion • AV39-2 32" Medallion



AV38-5 12" Rosette
(order four border corners)



AV38-5 6" Border Corner



AV38-6 12" Rosette
(order four border corners)



AV38-6 6" Border Corner



AV38-4 12" Rosette
(order four border corners)



AV38-4 6" Border Corner



AV37-5 6" x 12" Border



AV37-6 6" x 12" Border



AV37-4 6" x 12" Border

Coefficient of Friction
dry > **0.7** wet > **0.6**

Mountain Stone is recommended for interior floors, countertops, walls and exterior walls. Mountain Stone is not recommended for exterior horizontal surfaces or exterior paving.

- ❖ Features a realistic, slate-like texture
- ❖ No two tiles are exactly alike
- ❖ Natural appearance enhanced by subtle, sculpted edges
- ❖ Available with stylish borders and medallions
- ❖ Easy to maintain, no sealers or waxes required

(all sizes in inches and fractions of an inch)

Surface/Texture	Size	Actual Size	Thickness
UPS	12 x 12	11-3/4 x 11-3/4	5/16
UPS	16 x 16	15-3/4 x 15-3/4	3/8

Coordinating Trim and Borders available in all colors:


12" x 12" Single Bullnose	11-3/4 x 11-3/4	5/16
12" x 12" Bullnose Corner	11-3/4 x 11-3/4	5/16
6" x 12" Cove Base	5-3/4 x 11-3/4	5/16
6" x 12" Border	5-3/4 x 11-3/4	5/16
6" x 6" Border Corner	5-3/4 x 5-3/4	5/16
Counter Edge	1-7/8 x 5-3/4	5/16
Counter Edge Outside Corner	1-7/8 x 1-7/8	5/16
Quarter Round	7/8 x 5-3/4	5/16
Quarter Round Outside Corner	7/8 x 7/8	5/16
12" x 12" Rosette (four 6 x 6 corners)	11-3/4 x 11-3/4	5/16
24" Medallion	23-3/4 x 23-3/4	5/16
32" Medallion	31-3/4 x 31-3/4	5/16

Shade & Texture Index

V3

See inside back cover for description.

AMERICANA




AV111 Monticello



AV112 Gold Rush




AV114 Grand Canyon



AV113 Alamo



AV115 Rushmore

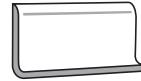


AV116 Plymouth Rock

Coordinating Trim available in all colors:



4" x 12" Single Bullnose



6" x 12" Cove Base

PORCELAIN STONE®

Coefficient of Friction
dry **>0.7** wet **>0.6**

Americana is recommended for interior floors, countertops, walls and exterior walls. Americana is not recommended for exterior horizontal surfaces or exterior paving.

- ❖ Deep hues go all the way through the tile, making the body an integral part of the overall color
- ❖ Features Cross-Sheen® finish, which allows stains and scuff marks to be easily wiped away
- ❖ Ideal for both commercial and residential applications
- ❖ Competitively priced, making it an exceptional value
- ❖ Easy to clean and maintain

(all sizes in inches and fractions of an inch)

Surface/Texture	Size	Actual Size	Thickness
UPS	12 x 12	11-3/4 x 11-3/4	5/16
UPS	18 x 18	17-3/4 x 17-3/4	3/8


Coordinating Trim available in all colors:

4" x 12" Single Bullnose	3-3/4 x 11-3/4	5/16
6" x 12" Cove Base	5-3/4 x 11-3/4	5/16

Shade & Texture Index **V3** See inside back cover for description.

AV111 Monticello
AV114 Grand Canyon
KA75 Tumbled Naturals Lotus Border
(see page 52)

QUARTZITE



AV121 Cream Multicolor



AV122 Green Multicolor



AV123 Noce Multicolor



AV124 Black Multicolor

Mosaics / Borders and Border Corners available in all colors:

Shown in AV121 Cream Multicolor



3" x 3" Mosaics Tile



4" Corner / 4" Border



6" Corner / 6" Border

Coordinating Trim available in all colors:



3" x 6" Bullnose
6" side



6" x 3" Bullnose
3" side



4" x 12" Bullnose



3" x 6" Bullnose
Corner Left



3" x 6" Bullnose
Corner Right



2" x 6" Counter Edge &
Outside Corner



1" x 6" Quarter Round
& Outside Corner

Coefficient of Friction

dry **>0.8** wet **>0.6**

Quartzite is recommended for interior floors, countertops, walls and exterior walls. Quartzite is not recommended for exterior horizontal surfaces or exterior paving.

- ❖ Combines the beauty of natural quartzite with the quality characteristics of Porcelain Stone® by Crossville
- ❖ Unique color application effect provides a wide variety of visual appearances on the tile surface
- ❖ Subtle veining runs through texture
- ❖ Available in multiple sizes and four great colors
- ❖ Easy to install and maintain

(all sizes in inches and fractions of an inch)

Surface/Texture	Size	Actual Size	Thickness
UPS	3 x 3*	2-3/4 x 2-3/4	3/8
UPS	3 x 6	2-3/4 x 5-5/8	3/8
UPS	6 x 6	5-3/4 x 5-3/4	3/8
UPS	12 x 12	11-3/4 x 11-3/4	3/8
UPS	12 x 18	11-3/4 x 17-3/4	3/8
UPS	18 x 18	17-3/4 x 17-3/4	3/8

Coordinating Trim available in all colors:

3" x 6" Bullnose (6" side)	2-3/4 x 5-5/8	3/8
6" x 3" Bullnose (3" side)	5-5/8 x 2-3/4	3/8
Left & Right Bullnose Corner	2-3/4 x 5-5/8	3/8
4" x 12" Bullnose	3-3/4 x 11-3/4	3/8
Counter Edge	1-7/8 x 5-3/4	3/8
Counter Edge Outside Corner	1-7/8 x 1-7/8	3/8
Quarter Round	7/8 x 5-3/4	3/8
Quarter Round Outside Corner	7/8 x 7/8	3/8
4" Border	4-7/16 x 11-3/4	3/8
4" Border Corner	4-7/16 x 4-7/16	3/8
6" Border	4-11/16 x 11-3/4	3/8
6" Border Corner	4-11/16 x 4-11/16	3/8

Shade & Texture Index


V4 See inside back cover for description.

* 3" x 3" Mosaic Tile in 11-3/4" x 11-3/4" Sheets

AV124 Black Multicolor



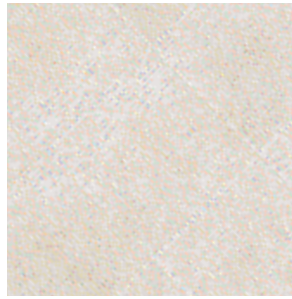
POMPEII



VS50 Forum Stone




VS53 Etruscan Clay




VS52 Antico Silver



VS54 Apollo Bronze



VS51 Pietra Vecchia



VS55 Lava Brown

Coordinating Trim available in all colors:



4" x 12" Bullnose



6" x 12" Cove Base



Counter Edge



Counter Edge
Outside Corner



Quarter Round



Quarter Round
Outside Corner

Coefficient of Friction dry >0.8 wet >0.6

Pompeii is recommended for interior floors and walls and exterior walls. Pompeii is not recommended for exterior horizontal surfaces or exterior paving.

- ❖ Natural stone texture creates look of rustic elegance
- ❖ All sizes are modular, offering multiple design opportunities
- ❖ Extremely hard glaze ensures exceptional durability
- ❖ Easy to clean and maintain, no sealers or waxes required

(all sizes in inches and fractions of an inch)

Surface/Texture	Size	Actual Size	Thickness
UPS	6 x 6	5-3/4 x 5-3/4	5/16
UPS	12 x 12	11-3/4 x 11-3/4	5/16
UPS	18 x 18	17-3/4 x 17-3/4	3/8

Coordinating Trim available in all colors:

4" x 12" Bullnose	3-3/4 x 11-3/4	5/16
6" x 12" Cove Base	5-3/4 x 11-3/4	5/16
Counter Edge	1-7/8 x 5-3/4	5/16
Counter Edge Outside Corner	1-7/8 x 1-7/8	5/16
Quarter Round	7/8 x 5-3/4	5/16
Quarter Round Outside Corner	7/8 x 7/8	5/16

Shade & Texture Index V2 - VS50, VS52

V3 - VS51, VS53, VS54, VS55


See inside back cover for description.

VS51 Pietra Vecchia

WEATHERSTONE/WEATHERSTONE XT



AV131/AV131XT Summer Cloud



AV132/AV132XT Autumn Sun



AV133/AV133XT Taupe Mist



AV134/AV134XT Wetstone



AV135/AV135XT Midnite Storm

Coordinating Trim available in all colors (UPS finish only):



3" x 6" Bullnose
6" Side



6" x 3" Bullnose
3" Side



4" x 12" Bullnose



3" x 6" Bullnose
Corner Left



3" x 6" Bullnose
Corner Right



6" x 12" Cove Base

Borders available in all colors:

Shown in AV131 Summer Cloud



6" x 12" Border



6" x 6" Corner/Insert

Decorative Border/Insert available in all colors:

Shown in AV131 Summer Cloud



3" x 6" Border/Insert



3" x 3" Corner/Insert

* Borders have UPS finish, but can be used indoors or outdoors.

(all sizes in inches and fractions of an inch)

Surface/Texture	Size	Actual Size	Thickness
UPS	3 x 3*	2-3/4 x 2-3/4	3/8
UPS	3 x 6	2-3/4 x 5-5/8	3/8
UPS/XT	6 x 6	5-3/4 x 5-3/4	3/8
UPS/XT	6 x 12	5-3/4 x 11-3/4	3/8
UPS/XT	12 x 12	11-3/4 x 11-3/4	3/8
UPS/XT	12 x 18	11-3/4 x 17-3/4	3/8
UPS/XT	18 x 18	17-3/4 x 17-3/4	3/8

Coordinating Trim available in UPS finish only:

3" x 6" Bullnose Corner	2-3/4 x 5-3/4	3/8
3" x 6" Bullnose (6" side)	2-3/4 x 5-5/8	3/8
6" x 3" Bullnose (3" side)	5-5/8 x 2-3/4	3/8
4" x 12" Bullnose	3-3/4 x 11-3/4	3/8
6" x 12" Cove Base	5-7/8 x 11-7/8	3/8
3" x 6" Wood Decorative Border/Insert	2-3/4 x 5-5/8	3/8
3" x 3" Wood Decorative Border/Insert	2-3/4 x 2-3/4	3/8
6" x 12" Border	5-3/4 x 11-5/8	3/8
6" x 6" Border Corner	5-3/4 x 5-3/4	3/8

Shade & Texture Index **V4** See inside back cover for description.

* 3" x 3" Mosaic Tile in 11-3/4" x 11-3/4" Sheets

Coefficient of Friction Interior (UPS) dry >0.6 wet >0.6


WeatherStone UPS is recommended for interior floors and walls and exterior walls. WeatherStone UPS is not recommended for exterior horizontal surfaces or exterior paving.

Exterior (XT) dry >0.8 wet >0.8

WeatherStone XT is recommended for exterior horizontal and vertical surfaces and exterior paving. WeatherStone XT is not recommended for interior floors and walls.

- ❖ Features the appearance and rustic look of natural slate
- ❖ Complemented by an extensive selection of trim
- ❖ Wood-look border/insert adds a unique design dimension
- ❖ Ideal for all types of residential and commercial installations
- ❖ The varying body color is an integral part of the tile.


AV135 Midnite Storm



STRONG



VS100 Almond



VS101 Beige



VS102 Brown



VS103 Giallo



VS104 Verde



VS105 Nero

Coordinating Trim available in all colors:



3" x 12" Bullnose

Coefficient of Friction
dry **>0.8** wet **>0.6**

Strong is recommended for interior floors and walls and exterior walls. Strong is not recommended for exterior horizontal surfaces or exterior paving.

- ❖ Shading variations within each color accentuate the look of natural slate
- ❖ All sizes are 3/8" thick for exceptional strength
- ❖ Ideal for high-traffic areas
- ❖ Five modular sizes offer unlimited design flexibility
- ❖ Easy to clean and maintain

(all sizes in inches and fractions of an inch)

Surface/Texture	Size	Actual Size	Thickness
UP	6 x 6	5-3/4 x 5-3/4	3/8
UP	6 x 12	5-3/4 x 11-3/4	3/8
UP	12 x 12	11-3/4 x 11-3/4	3/8
UP	12 x 18	11-3/4 x 17-3/4	3/8
UP	18 x 18	17-3/4 x 17-3/4	3/8

Coordinating Trim available in all colors:

3" x 12" Bullnose	3-1/4 x 11-3/4	3/8
-------------------	----------------	-----

Shade & Texture Index **V3** See inside back cover for description.

VS103 Giallo

CRONOS



VS111 Beige UP/PO



VS113 Caramel UP/PO



VS116 Nuez UP/PO




VS117 Teja UP/PO




VS112 Blanco UP/PO



VS114 Gris UP/PO



VS110 Azul UP/PO



VS115 Negro UP/PO

Coefficient of Friction
Unpolished (UP)
dry >**0.8** wet >**0.6**
Polished (PO)
dry >**0.6** wet – **n/a**

Cronos is recommended for interior floors and walls and exterior walls. Cronos is not recommended for exterior horizontal surfaces or exterior paving. Polished tile is not recommended for wet areas or areas where standing water may accumulate.

- ✦ Features the beauty and elegance of terrazzo
- ✦ Available in polished and unpolished finishes
- ✦ All tiles are rectified, allowing extremely tight grout joints
- ✦ Large sizes create dramatic visual appearance

(all sizes in inches and fractions of an inch)

Surface/Texture	Size	Actual Size	Thickness
PO/UP	18 x 18	17-1/2 x 17-1/2	3/8
Shade & Texture Index	V2 See inside back cover for description.		

VS114 Gris (polished and unpolished)
VS112 Blanco (polished and unpolished)
VS115 Negro (polished)

CROSS-COLORS

PORCELAIN STONE®



(all sizes in inches and fractions of an inch)


Surface/Texture	Size	Actual Size	Thickness
UPS/PO	6 x 6 (c & b)	5-3/4 x 5-3/4	5/16
UPS/PO	8 x 8 (a & c)	7-3/4 x 7-3/4	5/16
UPS/UP/PO	12 x 12	11-3/4 x 11-3/4	5/16

*These colors are inventoried in c & b 6" x 6", UPS finish, at Crossville.
All other 6" x 6" colors and finishes are special order.

Note: The "6" x 6" c & b tile is cut from 12" x 12" tile and the edges are beveled to provide a factory appearance. Please allow two to eight weeks for delivery depending on Crossville's production schedule.

Price Groups

AC	American Classics
I	Group I
II	Group II
III	Group III



EC001 (UPS) EcoCycle Storm†
comes in 8 x 8 only

*The codes for A-Series tile shown above begin with the letter "A". The codes for B-Series and C-Series tile begin with the letters "B" and "C", respectively.

† Coordinating 6" x 8" Cove Base, 6" x 8" Cove Base Corners and 1" x 6" inside/outside Cove Base Corner available.

Cross-Colors –

A Series Trim Program (available in UPS finish only)


	(all sizes in inches)						
Size	6 x 8	1 x 6	6 x 8	6 x 8	4 x 8	4 x 8	4 x 8
Actual Size	5-7/8 x 7-3/4	1 x 5-7/8	5-7/8 x 7-3/4	5-7/8 x 7-3/4	3-7/8 x 7-3/4	3-7/8 x 7-3/4	3-7/8 x 7-3/4
Thickness	5/16	—	5/16	5/16	5/16	5/16	5/16

B Series Trim Program

C Series Trim Program

Size	4 x 8	4 x 8	4 x 8
Actual Size	3-7/8 x 7-3/4	3-7/8 x 7-3/4	3-7/8 x 7-3/4
Thickness	5/16	5/16	5/16


CROSS-COLORS




B210 Seabreeze




C400 Bayberry III




A485 Rain Forest II



B200 Primavera



A410 Greenbriar II



B481 Forest Green




A246 Pacific Surf* II



C583 Windsurf III




A830 Atlantic Grey I




B180 Lapis



A585 Sea Mist* II




B580 Oceana



C810 Platinum I




A825 Mercury* AC



A900 Mica* AC



A850 Graphite* AC




A880 Onyx* II




A890 Ebony III

*These colors are inventoried in 6" x 6", UPS finish, at Crossville. All other 6" x 6" colors and finishes are special order.


CROSS-COLORS LP




LA26 (UPS) White Coral I




LA26 (PO) White Coral I




LA87(UPS) Cappuccino I




LA87 (PO) Cappuccino I




LA21 (UPS) Rock Crystal II




LA21 (PO) Rock Crystal II




LA58 (UPS) Blue Splash III




LA58 (PO) Blue Splash III




LA48 (UPS) Snowpine III




LA48 (PO) Snowpine III




LA45 (UPS) Jadestone III




LA45 (PO) Jadestone III




LA90 (UPS) Granite Grey II




LA90 (PO) Granite Grey II




LA63 (UPS) Red Rock II



LA63 (PO) Red Rock II



LA88 (UPS) Black Pearl III



LA88 (PO) Black Pearl III

Coefficient of Friction
Interior (UPS)
dry > **0.6** wet > **0.6**
Polished (PO)
dry > **0.6** wet - **n/a**


(all sizes in inches and fractions of an inch)

Surface/Texture	Size	Actual Size	Thickness
UPS/PO	6 x 6 c & b	5-3/4 x 5-3/4	5/16
UPS/PO	12 x 12	11-3/4 x 11-3/4	5/16

Note: The *6" x 6" c & b tile is cut from 12" x 12" tile and the edges are beveled to provide a factory appearance. Please allow two to eight weeks for delivery depending on Crossville's production schedule.


FINISHES AND TEXTURES

Crossville offers designers, architects and builders the utilitarian textures to answer the specific needs of those areas with the highest exposure. These textures are an integral part of the tile and cannot be worn down. No matter how technical the specifications, we have a surface that is highly functional, yet able to blend beautifully with any design application.




cross-sheen (UPS)

Crossville's CROSS-SHEEN® finish imparts a subtle glow that enhances the color of the tile and also allows stains and scuff marks to be easily wiped off the surface. This remarkable finish is on every tile Crossville manufactures. Cross-Sheen is recommended for interior floors and walls and exterior walls, including high-traffic areas and areas where a low level of maintenance is desired. Cross-Sheen is not recommended for exterior horizontal surfaces or exterior paving.




polished (PO)

Polished porcelain stone is an attractive and practical alternative to natural stone. Interplay with CROSS-SHEEN® or other surface textures to increase visual interest. Polished finishes are recommended for interior floors and walls and exterior walls, including areas where a look of elegance and sophistication is desired. Polished tile is not recommended for wet areas or areas where standing water may accumulate. Polished finishes are not recommended for exterior horizontal surfaces or exterior paving.



cross-plus

Meeting an industry-wide need for tiles with a high coefficient of friction yet smooth finish, Cross-Plus is extremely easy to maintain and clean: no sealers, waxes or other surface treatments are required. Use it where you want the good looks of porcelain tile and need the durability and assurance of a utility surface. Cross-Plus is not recommended for areas where water or grease may accumulate. In those areas, choose from Cross-Grip, Cross-Tread or Cross-Dot.



cross-slate

Molded from slabs of natural slate, Cross-Slate looks highly realistic, yet it's more slip resistant than some other textured tiles. Cross-Slate is also durable and easy to keep clean. Cross-Slate can be used where you want the high-end look of porcelain stone tile, but need the durability of a utility surface.




cross-dot

The raised-dot pattern, with a "roughened" surface atop each dot, provides increased coefficient of friction for safer footing where slips and falls are of the greatest concern. It's ideal for commercial kitchens, food prep areas, service stations and other back-of-the-house areas.




cross-grip

Developed in conjunction with restaurant owners, Cross-Grip is the solution for those areas where slips and falls are of greatest concern. The raised-point texture earned Cross-Grip the highest possible performance rating in the National Restaurant Association's testing for slip resistance. It's ideal for areas where grease, food, oil and other residue tend to accumulate.



cross-tread

Increased slip resistance and ease of maintenance make this tile an excellent choice for wet and greasy floor areas, as well as for exterior walking surfaces. The Cross-Tread surface pattern is eye-catching, making it a great option for transitional areas and for use as an accent tile. Available in 8" x 8" and 3" x 3" Cross-Colors Mosaics. Cross-Tread meets ADA guidelines.



ecocycle

EcoCycle Storm EC001 is available in slip-resistant Cross-Tread and in the smooth Cross-Sheen surface. The name says it all. Made from reclaimed, unfired raw materials, EcoCycle combines added environmental friendliness with all the pluses of Crossville's porcelain stone tiles. It's a Home Magazine Award Winner, recognized for its durability, easy maintenance and environmental benefits.

FINISHES AND TEXTURES

cross-sheen (UPS)

Coefficient of Friction
dry >**0.6** wet >**0.6**




A215 Empress White

Cross-Plus 6x6 c&b 8x8 12x12



A260 Pebble

Cross-Plus 6x6 c&b 8x8 12x12



A233 Sand Bisque

Cross-Plus 6x6 c&b 8x8 12x12
Cross-Slate 6x6 c&b 8x8 12x12



A291 Pepper Quartz

Cross-Plus 6x6 c&b 8x8 12x12

polished (PO)

Coefficient of Friction
dry >**0.6** wet >**n/a**



A825 Mercury

Cross-Plus 6x6 c&b 8x8 12x12




A876 Truffle

Cross-Plus 6x6 c&b 8x8 12x12



A750 Brown Tweed

Cross-Slate 6x6 c&b 8x8 12x12



A880 Onyx


Cross-Slate 6x6 c&b 8x8 12x12

cross-plus (CP)

Coefficient of Friction
dry >**0.8** wet >**0.7**


cross-slate (CS)

Coefficient of Friction
dry >**0.8** wet >**0.7**



A585 Sea Mist

Cross-Slate 6x6 c&b 8x8 12x12




A634 Terra Rosata

Cross-Slate 6x6 c&b 8x8 12x12



A745 Tawny

Cross-Slate 6x6 c&b 8x8 12x12



A410 Greenbriar

Cross-Slate 6x6 c&b 8x8 12x12

cross-dot (CD)

Coefficient of Friction
dry >**0.9** wet >**0.8**

cross-grip (CGS)

Coefficient of Friction
dry >**1.2** wet >**1.0**



A675 Stonehenge

Cross-Plus 6x6 c&b 8x8 12x12



A790 Burgundy Smoke

Cross-Slate 6x6 c&b 8x8 12x12



A900 Mica

Cross-Plus 6x6 c&b 8x8 12x12



A850 Graphite

Cross-Plus 6x6 c&b 8x8 12x12

cross-tread (CTS)

Coefficient of Friction
dry >**0.8** wet >**0.8**

Cross-Dot 8x8
Cross-Grip 8x8
Cross-Tread 8x8

Cross-Dot 8x8
Cross-Grip 8x8
Cross-Tread 8x8

Cross-Dot 8x8
Cross-Grip 8x8
Cross-Tread 8x8

Cross-Dot 8x8
Cross-Tread 8x8

ecocycle (CTS)

Coefficient of Friction
dry >**0.8** wet >**0.8**

ecocycle (UPS)

Coefficient of Friction
dry >**0.6** wet >**0.6**



EC001 EcoCycle Storm

Cross-Tread 8x8



A660 Rosewood

Cross-Tread 8x8

Note: The *6" x 6" c & b tile is cut from 12" x 12" tile and the edges are beveled to provide a factory appearance. Please allow two to eight weeks for delivery depending on Crossville's production schedule.

CROSS-COLORS MOSAICS

PORCELAIN STONE®



cross-tread mosaics



Coefficient of Friction (UPS)
dry >0.7 wet >0.6

Cross-Colors Mosaics UPS is recommended for interior floors and walls and exterior walls. Cross-Colors Mosaics UPS is not recommended for exterior horizontal surfaces or exterior paving.

Coefficient of Friction (GL)
dry >0.7 wet n/a

Cross-Colors Mosaics GL is recommended for wall applications only. Cross-Colors Mosaics GL is not recommended for floor applications.

Coefficient of Friction CTS
dry >0.8 wet >0.6

Cross-Colors Mosaics CTS is recommended for interior and exterior vertical and horizontal surfaces or exterior paving.

- ❖ Broad range of distinctive colors
- ❖ Available with coordinating trim
- ❖ Dot-mounted for easy installation
- ❖ Features the Cross-Sheen® finish
- ❖ Can be customized in unique patterns
- ❖ Combines with large-unit Cross-Colors tile

(all sizes in inches and fractions of an inch)

Surface/Texture	Size	Actual Size	Thickness
UPS	Dot Mounted Sheet†	11-7/8 x 11-7/8	1/4
GL	Dot Mounted Sheet†	11-7/8 x 11-7/8	1/4
CTS	Dot Mounted Sheet†	11-7/8 x 11-7/8	1/4

† Consists of 16 pieces, each measuring 2-7/8" x 2-7/8".

Price Groups

I	Group I	* Available in UPS/GL
II	Group II	° Available in UPS only
III	Group III	* Available in GL only
IV	Group IV	† Available in S4339 and SN4339 trim only.

MILESTONE MOSAICS



AV90 Cliffside



AV91 Moonrock



AV92 Desert Stone



AV93 Canyon



AV94 Cobblestone

Coordinating Large Unit Tiles

Americana/AV111 Monticello
 Empire/VS77 Parisian White
 Mountain Stone/AV31 Cascade
 Pompeii/VSS0 Forum Stone
 Quartzite/AV121 Cream Multicolor
 Quartzite/AV122 Green Multicolor
 Quartzite/AV123 Noce Multicolor
 WeatherStone/AV131 Summer Cloud

Americana/AV111 Monticello
 Americana/AV113 Alamo
 Americana/AV115 Rushmore
 Empire/VS77 Parisian White
 EcoCycle/EC101 Wetlands
 EcoCycle/EC103 Earth
 Mountain Stone/AV31 Cascade
 Pompeii/VSS0 Forum Stone
 Quartzite/AV121 Cream Multicolor
 Quartzite/AV123 Noce Multicolor
 WeatherStone/AV131 Summer Cloud
 WeatherStone/AV133 Taupe Mist
 WeatherStone/AV135 Midnite Storm

Americana/AV111 Monticello
 Americana/AV112 Gold Rush
 Americana/AV114 Grand Canyon
 Cronos/VS116 Nuez
 Empire/VS77 Parisian White
 Empire/VS78 Cognac
 Empire/VS81 Palais Taupe
 EcoCycle/EC101 Wetlands
 EcoCycle/EC104 Pine Barren
 Quartzite/AV121 Cream Multicolor
 Quartzite/AV122 Green Multicolor
 Quartzite/AV123 Noce Multicolor
 WeatherStone/AV131 Summer Cloud
 WeatherStone/AV132 Autumn Sun

Americana/AV111 Monticello
 Americana/AV112 Gold Rush
 Americana/AV113 Alamo
 Americana/AV114 Grand Canyon
 Americana/AV115 Rushmore
 Cronos/VS116 Nuez
 Empire/VS77 Parisian White
 Empire/VS78 Cognac
 Empire/VS81 Palais Taupe
 EcoCycle/EC101 Wetlands
 EcoCycle/EC103 Earth
 EcoCycle/EC104 Pine Barren
 Pompeii/VSS4 Apollo Bronze
 Quartzite/AV121 Cream Multicolor
 Quartzite/AV122 Green Multicolor
 Quartzite/AV123 Noce Multicolor
 WeatherStone/AV131 Summer Cloud
 WeatherStone/AV132 Autumn Sun
 WeatherStone/AV134 WetStone

Americana/AV115 Rushmore
 Americana/AV114 Grand Canyon
 Empire/VS79 Elba Night
 EcoCycle/EC103 Earth
 Mountain Stone/AV32 Sierra Nevada
 Mountain Stone/AV33 Teton
 Pompeii/VSS2 Antico Silver
 WeatherStone/AV133 Taupe Mist
 WeatherStone/AV135 Midnite Storm


PORCELAIN STONE®

Coefficient of Friction dry > **0.8** wet > **0.7**

Milestone Mosaics are suitable for both interior floors and walls and exterior floors and walls in both residential and commercial applications. Crossville recommends designing all exterior walking surfaces to provide adequate drainage.

- ❖ The first through-body mosaic stone look
- ❖ Comes in 12" x 12" dot-mounted sheets
- ❖ Can be used for indoor/outdoor applications
- ❖ Suitable for residential to heavy commercial installations
- ❖ Because of new technologically advanced decorating techniques, no two tiles are alike
- ❖ Coordinates with a myriad of Crossville's large-unit porcelain stone tiles

AV91 Moonrock
 AV99 Boulder




MILESTONE MOSAICS



AV95 Flagstone



AV96 Grotto



AV97 Granite Green



AV98 Lava Rock



AV99 Boulder

Coordinating Large Unit Tiles

Americana/AV116 Plymouth Rock
 Empire/VS85 General's Grey
 Mountain Stone/AV33 Teton
 Mountain Stone/AV36 Blue Ridge
 Pompeii/VSS2 Antico Silver
 WeatherStone/AV135 Midnite Storm
 WeatherStone/AV132 Autumn Sun

Americana/AV112 Gold Rush
 EcoCycle/EC101 Wetlands
 EcoCycle/EC104 Pine Barren
 Pompeii/VSS4 Apollo Bronze
 Quartzite/AV122 Green Multicolor
 Strong/VS104 Verde

Americana/AV116 Plymouth Rock
 Empire/VS84 Laurel Green
 EcoCycle/EC105 Night Air
 Mountain Stone/AV34 Ozark
 Strong/VS104 Verde

Americana/AV113 Alamo
 Americana/AV116 Plymouth Rock
 Cronos/VS113 Caramel
 Empire/VS79 Elba Night
 EcoCycle/EC105 Night Air
 Mountain Stone/AV35 Smoky
 Quartzite/AV124 Black Multicolor
 Strong/VS105 Nero
 WeatherStone/AV135 Midnite Storm

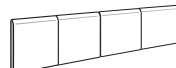
Empire/VS84 Laurel Green
 Mountain Stone/AV34 Ozark
 Mountain Stone/AV36 Blue Ridge
 Strong/VS104 Verde

(all sizes in inches and fractions of an inch)

Surface/Texture	Size	Actual Size	Thickness
Dot Mounted Sheet*	12 x 12	11-7/8 x 11-7/8	1/4
Coordinating Trim available in all colors:			
3" x 3" Mounted Bullnose, 1 Linear Foot		2-7/8 x 11-7/8	1/4
3" x 3" Bullnose Corner		2-7/8 x 2-7/8	1/4
3" x 3" Cove Base		2-7/8 x 2-7/8	1/4
Mounted Cove Base, 1 Linear Foot		2-7/8 x 11-7/8	1/4
Shade & Texture Index	V3	<i>See inside back cover for description.</i>	

* Consists of 16 pieces, each measuring 2-7/8" x 2-7/8".

Coordinating Trim available in all colors:



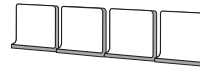
3" x 3" Mounted Bullnose
1 Linear Foot



Bullnose
Corner



Cove Base



Mounted Cove Base
1 Linear Foot

Questech Metals Mosaics decorative inserts, Brilliante Glass accents, liner bars and crystal mosaics borders and Illuminescence Prism Glass fit and blend perfectly with all of Crossville's Cross-Colors Mosaics products and Milestone Mosaics.

PORCELAIN STONE®

AV93 Canyon
 AV96 Grotto

SAVOY



VS130 White




VS131 Linen



VS132 Blush



VS133 Sea Mist




VS134 Café

Coordinating Wall Trim available in all colors:



3" x 6" Single Bullnose



6" x 6" Single Bullnose



6" x 6" Bullnose Corner

Please Note: Savoy wall tile is a glazed ceramic tile.

Recommended Usage

Savoy is recommended for interior vertical surfaces in all residential and commercial applications. Horizontal floor usage of Savoy is limited to light residential applications in the Running Bond and Pinwheel patterns and should not be used in areas where standing water will occur. Countertop usage in light to medium residential and commercial applications is also limited to the Running Bond and Pinwheel patterns. Applications may include light duty bathroom walls and floors, shower walls, vanity tops, kitchen backsplashes, walls in any part of the house and light duty countertops. Commercial usage can include any vertical surface that is not exposed to heavy abuse and light to medium duty countertops.

Handcrafted Variation

Glaze color and tile size variations are desired and inherent characteristics of handcrafted ceramic products. These tiles are manufactured to appear hand-made. The color of the field tile and trim may vary within a pre-determined color range and that range has been pre-determined to provide exceptional beauty. While color variations within a shipment will be limited, variations that are more dramatic may occur within shipments made at different times. Due to the handmade appearance, variations in size, thickness and flatness may be apparent. Blending the tile before and during installation is recommended.

- ❖ Beautiful, elegant and classically inspired
- ❖ Based on 19th century architectural designs
- ❖ Available in five, soft contemporary colors
- ❖ Subtle variations result in hand-made appearance
- ❖ Thick glaze exudes quality and richness
- ❖ Exquisite patterns multiply design options
- ❖ Wide selection of trim

(all sizes in inches and fractions of an inch)

Size	Actual Size	Thickness
3 x 6	3 x 6	3/8
6 x 6	6 x 6	3/8
6 x 6 Beadboard	6 x 6	3/8

Coordinating Trim available in all colors:

Quarter Round	1 x 6	
Quarter Round Beak	1 x 1	
Beaded Liner Bar	1-5/16 x 6	
Square Liner Bar	1 x 6	
Chair Rail	2-5/8 x 6	7/8*
Chair Rail Corner	2-3/4 x 2-5/8	
Base Molding	5-5/8 x 6	
Crown Molding	4-1/8 x 6	2-1/4*
1" x 2" Running Bond	12-3/8 x 10	3/8
1" x 2" Pinwheel	12-1/4 x 12-1/4	3/8
1" x 1" Dot	1 x 1	3/8

Shade & Texture Index V2 - VS130, VS131, VS132

V3 - VS133, VS134

See inside back cover for description.


Due to the handmade appearance, variations in size, thickness and flatness may be apparent.

**Maximum depth*

SAVOY



▲Photo info



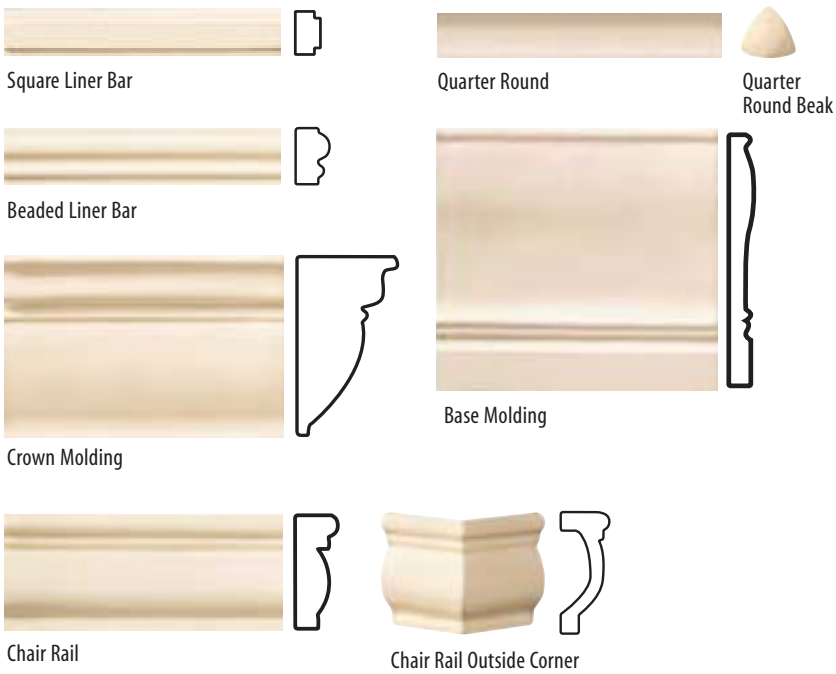
6" x 6" Beadboard - available in all colors



Pinwheel 1" x 2" and 1" x 1"*** - available in all colors

Individual dots are available in all colors if you would like to create a multi-colored pinwheel pattern.

Decorative Trim available in all colors:



Running Bond 1" x 2"*** available in all colors

* 12-1/4" x 12-1/4" sheet mounted

** 12-3/8" x 10" sheet mounted

LE VILLE

statuario



19790 Floor Tile 13" x 13"



65000 Wall Tile 8" x 13"

botticino



19792 Floor Tile 13" x 13"



65010 Wall Tile 8" x 13"

crema laguna



19791 Floor Tile 13" x 13"



65005 Wall Tile 8" x 13"

Coordinating Wall Trim available in all colors:



3" x 8" Bullnose



3" x 13" Bullnose

Coordinating Floor Trim available in all colors:



3" x 13" Bullnose

Coefficient of Friction dry >0.6 wet >0.5

Le Ville floor tile is recommended for interior floors and walls. Le Ville wall tile is recommended for interior walls. Le Ville is not recommended for exterior horizontal surfaces, exterior paving, or exterior walls.

Please Note: Le Ville floor tile is a glazed porcelain tile. Le Ville wall tile is a glazed ceramic tile.

- ❖ Exudes a feeling of elegance and refinement
- ❖ Designed for use in floor-and-wall applications
- ❖ Complemented by richly detailed accents and trim
- ❖ Ideal for bathrooms and powder rooms
- ❖ Smooth finish is easy to clean and highly stain resistant

(all sizes in inches and fractions of an inch)

Surface/Texture	Size	Actual Size	Thickness
UP	8 x 13	7-7/8 x 13-1/8	5/16
UP	13 x 13	13-1/8 x 13-1/8	5/16

Coordinating Trim and Borders available in all colors:

Mosaic Listel	2-1/8 x 8	5/16
Mosaic Listel	1-3/8 x 8	5/16
Silver Listel	2-1/4 x 8	5/16
Marble Mosaic Listel	2-1/8 x 8	5/16
Classic Listel	1-1/2 x 13	5/16
Classic Listel	3-1/16 x 13	5/16
Mosaic Listel	1-3/8 x 13	5/16
Chair Rail	1-1/8 x 8	5/16
Chair Rail	2 x 13	5/16
Chair Rail / Crown Molding	4 x 8	5/16
Pencil Liner Bar	3/8 x 8	5/16
Pencil Liner Bar	1/2 x 13	5/16
Quarter Round	1-1/8 x 8	5/16
Quarter Round	1-1/8 x 13	5/16
Quarter Round Out Corner	1-1/8 x 1-1/8	5/16
Wall Tile Bullnose	3 x 8	5/16
Wall Tile Bullnose	3 x 13	5/16
Floor Tile Bullnose	3-1/16 x 13	5/16
Counter Edge/Sink Rail	2-3/8 x 7-7/8	5/16
Counter Edge/Sink Rail Corner	1-5/8 x 2-3/8	5/16

Shade & Texture Index

V1 See inside back cover for description.

LE VILLE

statuario trim



65041 Chair Rail/Crown Molding 4" x 8"



65051 Chair Rail 1-1/8" x 8"



65046 Counter Edge/Sink Rail 2-3/8" x 7-7/8"



65085 Counter Edge/Sink Rail Corner 1-5/8" x 2-3/8"



65021 Chair Rail 2" x 13"



65066 Quarter Round 1-1/8" x 8"



65056 Quarter Round Corner 1-1/8" x 1-1/8"



65061 Quarter Round 1-1/8" x 13"



65080 Pencil Liner Bar 3/8" x 8"



65026 Pencil Liner Bar 1/2" x 13"

decorative trim



65001 Mosaic Listel 2-1/8" x 8"



65011 Classic Listel 3-1/16" x 13"



65016 Classic Listel 1-1/2" x 13"



65031 Mosaic Listel 1-3/8" x 13"



65006 Mosaic Listel 1-5/8" x 8"



65035 Silver Listel 2-1/4" x 8"



65036 Silver Pencil Liner Bar 3/8" x 8"



65033 Marble Mosaic Listel 2-1/8" x 8"

crema laguna trim



65042 Chair Rail/Crown Molding 4" x 8"



65052 Chair Rail 1-1/8" x 8"



65047 Counter Edge/Sink Rail 2-3/8" x 7-7/8"



65086 Counter Edge/Sink Rail Corner 1-5/8" x 2-3/8"



65022 Chair Rail 2" x 13"



65067 Quarter Round 1-1/8" x 8"



65057 Quarter Round Corner 1-1/8" x 1-1/8"



65062 Quarter Round 1-1/8" x 13"



65081 Pencil Liner Bar 3/8" x 8"




65027 Pencil Liner Bar 1/2" x 13"

decorative trim



65002 Mosaic Listel 2-1/8" x 8"



65012 Classic Listel 3-1/16" x 13"



65017 Classic Listel 1-1/2" x 13"



65032 Mosaic Listel 1-3/8" x 13"



65007 Mosaic Listel 1-5/8" x 8"



65034 Marble Mosaic Listel 2-1/8" x 8"


botticino trim



65043 Chair Rail/Crown Molding 4" x 8"



65053 Chair Rail 1-1/8" x 8"



65048 Counter Edge/Sink Rail 2-3/8" x 7-7/8"



65087 Counter Edge/Sink Rail Corner 1-5/8" x 2-3/8"



65023 Chair Rail 2" x 13"



65068 Quarter Round 1-1/8" x 8"



65058 Quarter Round Corner 1-1/8" x 1-1/8"



65063 Quarter Round 1-1/8" x 13"



65082 Pencil Liner Bar 3/8" x 8"



65028 Pencil Liner Bar 1/2" x 13"

decorative trim



65003 Mosaic Listel 2-1/8" x 8"



65013 Classic Listel 3-1/16" x 13"



65018 Classic Listel 1-1/2" x 13"



65032 Mosaic Listel 1-3/8" x 13"



65008 Mosaic Listel 1-5/8" x 8"



65034 Marble Mosaic Listel 2-1/8" x 8"

QUESTECH METALS

nickel silver

Country Polished



TRIM 040-005-001, 3" x 12"



TRIM 041-005-001, 1-1/2" x 12"



TRIM 042-005-001, 3/4" x 12"



TILE 104-005-001, 6" x 6"
TILE 114-005-001, 6" x 6" SBN
TILE 124-005-001, 6" x 6" DBN



TILE 109-005-001, 4" x 4"
TRIM 020-005-001, 2" x 8" SBN
TRIM 182-005-001, 2" x 2" DBN

Bright Satin



TILE 104-005-003, 6" x 6"
TILE 114-005-003, 6" x 6" SBN
TILE 124-005-003, 6" x 6" DBN

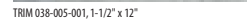


TILE 109-005-003, 4" x 4"
TRIM 020-005-003, 2" x 8" SBN
TRIM 182-005-003, 2" x 2" DBN

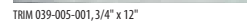
Water Polished



TRIM 037-005-001, 3" x 12"



TRIM 038-005-001, 1-1/2" x 12"



TRIM 039-005-001, 3/4" x 12"



TILE 105-005-001, 6" x 6"
TILE 115-005-001, 6" x 6" SBN
TILE 120-005-001, 6" x 6" DBN



TILE 110-005-001, 4" x 4"
TRIM 021-005-001, 2" x 8" SBN
TRIM 184-005-001, 2" x 2" DBN


Rope Polished



TRIM 203-005-001, 3" x 12"



TRIM 204-005-001, 1-1/2" x 12"



TRIM 205-005-001, 3/4" x 12"

Riveted Plates Polished



TRIM 064-005-001, 3" x 12"



TRIM 065-005-001, 1-1/2" x 12"



TRIM 066-005-001, 3/4" x 12"



TILE 210-005-001, 6" x 6"



TILE 209-005-001, 4" x 4"

Crackle Polished



TRIM 285-005-001, 3" x 12"



TRIM 286-005-001, 1-1/2" x 12"



TRIM 287-005-001, 3/4" x 12"



TILE 305-005-001, 6" x 6"
TILE 306-005-001, 6" x 6" SBN
TILE 307-005-001, 6" x 6" DBN



TILE 302-005-001, 4" x 4"
TRIM 309-005-001, 2" x 8" SBN
TRIM 310-005-001, 2" x 2" DBN

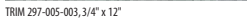
Pyramids on Checks Bright Satin



TRIM 295-005-003, 3" x 12"



TRIM 296-005-003, 1-1/2" x 12"



TRIM 297-005-003, 3/4" x 12"



TILE 312-005-003, 6" x 6"



TILE 311-005-003, 4" x 4"



TRIM 069-005-001, 3" x 12"



TRIM 070-005-001, 1-1/2" x 12"



TRIM 032-005-001, 3/4" x 12"



TILE 066-005-001, 6" x 6"



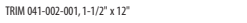
TILE 067-005-001, 4" x 4"

bronze

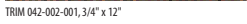
Country Polished



TRIM 040-002-001, 3" x 12"



TRIM 041-002-001, 1-1/2" x 12"



TRIM 042-002-001, 3/4" x 12"



TILE 104-002-001, 6" x 6"
TILE 114-002-001, 6" x 6" SBN
TILE 124-002-001, 6" x 6" DBN



TILE 109-002-001, 4" x 4"
TRIM 020-002-001, 2" x 8" SBN
TRIM 182-002-001, 2" x 2" DBN

Bright Satin



TILE 104-002-003, 6" x 6"
TILE 114-002-003, 6" x 6" SBN
TILE 124-002-003, 6" x 6" DBN

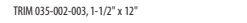


TILE 109-002-003, 4" x 4"
TRIM 020-002-003, 2" x 8" SBN
TRIM 182-002-003, 2" x 2" DBN


Rockface Bright Satin




TRIM 034-002-003, 3" x 12"



TRIM 035-002-003, 1-1/2" x 12"



TRIM 036-002-003, 3/4" x 12"



TILE 106-002-003, 6" x 6"
TILE 116-002-003, 6" x 6" SBN
TILE 121-002-003, 6" x 6" DBN



TILE 111-002-003, 4" x 4"
TRIM 022-002-003, 2" x 8" SBN
TRIM 186-002-003, 2" x 2" DBN


Egg & Dart Polished



TRIM 191-002-001, 3" x 12"



TRIM 192-002-001, 1-1/2" x 12"



TRIM 193-002-001, 3/4" x 12"

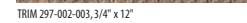
Pyramids on Checks Bright Satin



TRIM 295-002-003, 3" x 12"



TRIM 296-002-003, 1-1/2" x 12"



TRIM 297-002-003, 3/4" x 12"



TILE 312-002-003, 6" x 6"



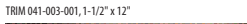
TILE 311-002-003, 4" x 4"

copper

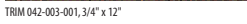
Country Polished




TRIM 040-003-001, 3" x 12"



TRIM 041-003-001, 1-1/2" x 12"



TRIM 042-003-001, 3/4" x 12"



TILE 104-003-001, 6" x 6"
TILE 114-003-001, 6" x 6" SBN
TILE 124-003-001, 6" x 6" DBN



TILE 109-003-001, 4" x 4"
TRIM 020-003-001, 2" x 8" SBN
TRIM 182-003-001, 2" x 2" DBN

Bright Satin



TILE 104-003-003, 6" x 6"
TILE 114-003-003, 6" x 6" SBN
TILE 124-003-003, 6" x 6" DBN

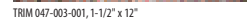


TILE 109-003-003, 4" x 4"
TRIM 020-003-003, 2" x 8" SBN
TRIM 182-003-003, 2" x 2" DBN

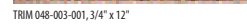
Hammered Polished




TRIM 046-003-001, 3" x 12"



TRIM 047-003-001, 1-1/2" x 12"



TRIM 048-003-001, 3/4" x 12"



TILE 103-003-001, 6" x 6"
TILE 113-003-001, 6" x 6" SBN
TILE 119-003-001, 6" x 6" DBN



TILE 108-003-001, 4" x 4"
TRIM 019-003-001, 2" x 8" SBN
TRIM 183-003-001, 2" x 2" DBN

Fleur di Lis Polished



TRIM 160-003-001, 3" x 12"



TRIM 161-003-001, 1-1/2" x 12"



TRIM 162-003-001, 3/4" x 12"



TILE 150-003-001, 6" x 6"



TILE 151-003-001, 4" x 4"

Recommended Usage

Questech metals wall tiles are recommended for interior walls only.
Questech metals wall tiles are not recommended for exterior use.

Refer to page 52 for Questech® Metals Floor Borders.
All field tile is 1/4" thick.

QUESTECH METALS

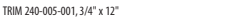
Tuscan Vineyards *Polished*



TRIM 238-005-001, 3" x 12"



TRIM 239-005-001, 1-1/2" x 12"



TRIM 240-005-001, 3/4" x 12"




TILE 242-005-001, 6" x 6"

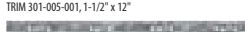


Sold in sets of three


Country Orchard *Polished*



TRIM 300-005-001, 3" x 12"




TRIM 301-005-001, 1-1/2" x 12"



TRIM 302-005-001, 3/4" x 12"



TILE 313-005-001, 6" x 6"



Sold in sets of three

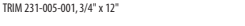
Herbs de Provence *Polished*



TRIM 229-005-001, 3" x 12"



TRIM 230-005-001, 1-1/2" x 12"



TRIM 231-005-001, 3/4" x 12"



TILE 240-005-001, 6" x 6"



Sold in sets of three

18" x 18" x 1/4" Wall Murals

Country Orchard *Polished*



MURL 001-005-001, 18" x 18"

Waves & Shells *Polished*



MURL 003-005-001, 18" x 18"

Tuscan Vineyards *Polished*




MURL 004-005-001, 18" x 18"


Waves & Shells *Polished*



TRIM 306-005-001, 3" x 12"



TRIM 307-005-001, 1-1/2" x 12"



TRIM 308-005-001, 3/4" x 12"



TILE 315-005-001, 6" x 6"

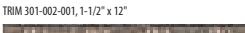


Sold in sets of three


Country Orchard *Polished*



TRIM 300-002-001, 3" x 12"



TRIM 301-002-001, 1-1/2" x 12"



TRIM 302-002-001, 3/4" x 12"




TILE 313-002-001, 6" x 6"



Sold in sets of three

18" x 18" x 1/4" Wall Murals

Country Orchard *Polished*



MURL 001-002-001, 18" x 18"

Tuscan Vineyards *Polished*

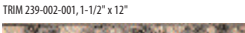


MURL 004-002-001, 18" x 18"


Tuscan Vineyards *Polished*



TRIM 238-002-001, 3" x 12"



TRIM 239-002-001, 1-1/2" x 12"



TRIM 240-002-001, 3/4" x 12"



TILE 242-002-001, 6" x 6"



Sold in sets of three


Herbs de Provence *Polished*



TRIM 229-003-001, 3" x 12"




TRIM 230-003-001, 1-1/2" x 12"



TRIM 231-003-001, 3/4" x 12"



TILE 240-003-001, 6" x 6"



Sold in sets of three

18" x 18" x 1/4" Wall Mural

Heartland Farms *Polished*



MURL 002-003-001, 18" x 18"

Mosaics Decorative Inserts *Polished*

2-7/8" x 2-7/8" x 1/4" Mosaics Decorative Inserts are designed for use with Crossville® Cross-Colors Mosaics and Milestone Mosaics. (Grout lines will align differently when used with Questech products.)

Pyramid Pillow Pinwheel

Nickel Silver



MOSA 001-005-001



MOSA 002-005-001



MOSA 003-005-001

Bronze



MOSA 001-002-001



MOSA 002-002-001



MOSA 003-002-001

Copper



MOSA 001-003-001



MOSA 002-003-001




MOSA 003-003-001

* All 3"x12", 1-1/2"x12" and 3/4"x12" wall borders are made from several slightly different molds in order to avoid visual redundancy. Refer to page 52 for Questech® Metals Floor Borders.

PATINA METALS

bronze verdigris



Field Tile MT144 6" x 6" *
Field Tile MT141 4" x 4" *



Deco Tile MT156 6" x 6"



Deco Tile MT157 6" x 6"



Deco Tile MT158 6" x 6"



Liner Bar MT153 2" x 8"



Liner Bar MT150 2-3/4" x 8"



Deco Tile MT159 4" x 4"



Deco Tile MT160 4" x 4"



Deco Tile MT161 4" x 4"



Liner Bar MT154 1" x 12"



Liner Bar MT155 1" x 12" (more textured than MT154 above)



Liner Bar MT148 2" x 12"



Liner Bar MT151 2" x 12"



Liner Bar MT152 2" x 12"



Chair Rail MT147 3" x 12"




Liner Bar MT149 3" x 12"

ACCENT INNOVATIONS™

* Also Available in Single and Double Bullnose

rust nickel silver



Field Tile MT104 6" x 6" *
Field Tile MT101 4" x 4" *



Deco Tile MT116 6" x 6"



Deco Tile MT117 6" x 6"



Deco Tile MT118 6" x 6"



Liner Bar MT113 2" x 8"



Liner Bar MT110 2-3/4" x 8"



Deco Tile MT119 4" x 4"



Deco Tile MT120 4" x 4"



Deco Tile MT121 4" x 4"



Liner Bar MT114 1" x 12"



Liner Bar MT115 1" x 12" (more textured than MT114 above)



Liner Bar MT108 2" x 12"



Liner Bar MT111 2" x 12"



Liner Bar MT112 2" x 12"



Chair Rail MT107 3" x 12"



Liner Bar MT109 3" x 12"


* Also Available in Single and Double Bullnose

STAINLESS STEEL METALS

textures



Satin MT200



Brushed MT210



Rice MT220




Diamonds MT230




Leather MT240



Linen MT250



Checker MT260



Circles MT270



Squares MT280

Sizes (available in all textures)



Field Tiles 2" x 2", 4" x 4", 6" x 6",
8" x 8", 12" x 12",
16" x 16", 24" x 24"*



Triangle Field Tiles 2" x 2", 4" x 4", 6" x 6",
8" x 8", 12" x 12",
16" x 16", 24" x 24"*



Liner Bar 1" x 8"



Liner Bar 2" x 8"



Single Bullnose 3" x 12"

(all sizes in inches and fractions of an inch)

Shape	Size	Actual Size	Thickness
Square	2 x 2	1-7/8 x 1-7/8	3/8
	4 x 4	3-7/8 x 3-7/8	3/8
	6 x 6	5-7/8 x 5-7/8	3/8
	8 x 8*	7-7/8 x 7-7/8	3/8
	12 x 12	11-3/4 x 11-3/4	3/8
	16 x 16*	15-3/4 x 15-3/4	3/8
	24 x 24*	23-1/2 x 23-1/2	3/8
Triangle	2 x 2	1-7/8 x 1-7/8	3/8
	4 x 4	3-7/8 x 3-7/8	3/8
	6 x 6	5-7/8 x 5-7/8	3/8
	8 x 8*	7-7/8 x 7-7/8	3/8
	12 x 12	11-3/4 x 11-3/4	3/8
	16 x 16*	15-3/4 x 15-3/4	3/8
	24 x 24*	23-1/2 x 23-1/2	3/8

Coordinating Trim and Borders available in all colors:

Liner Bar	1 x 8	7/8 x 7-3/4	3/8
Liner Bar	2 x 8	1-7/8 x 7-3/4	3/8
Bullnose	3 x 12	2-7/8 x 11-3/4	3/8

All tile is stainless steel wrapped around porcelain tile.

*Please allow 8-16 weeks for delivery of special order sizes.

Coefficient of Friction

dry > **0.7** wet > **0.6**

Stainless Steel tile is recommended for use on interior walls in both residential and commercial environments and can be used in select interior floor applications.

ILLUMINESSENCE GLASS

prism/radiance/water crystal mosaics glass tiles



Amber Splash 090, Clear
 Prism Glass
 Size Clear Code
 3 x 3 PR090.103031
 Radiance Glass
 Size Clear Code
 3 x 3 RG090.103031
 3 x 6 RG090.103061
 6 x 6 RG090.106061
 Water Crystal Mosaics
 Size Clear Code
 1 x 1 WC090.101011



Amber Splash 090, Frosted
 Prism Glass
 Size Frosted Code
 3 x 3 PR090.103032
 Radiance Glass
 Size Frosted Code
 3 x 3 RG090.103032
 3 x 6 RG090.103062
 6 x 6 RG090.106062
 Water Crystal Mosaics
 Size Frosted Code
 1 x 1 WC090.101012



Amber Splash 090, Iridescent
 Prism Glass
 Size Iridescent Code
 3 x 3 PR090.103033
 Radiance Glass
 Size Iridescent Code
 3 x 3 RG090.103032
 3 x 6 RG090.103062
 6 x 6 RG090.106062
 Water Crystal Mosaics
 Size Iridescent Code
 1 x 1 WC090.101013



Sunspray 020, Clear
 Prism Glass
 Size Clear Code
 3 x 3 PR020.103031
 Radiance Glass
 Size Clear Code
 3 x 3 RG020.103031
 3 x 6 RG020.103061
 6 x 6 RG020.106061
 Water Crystal Mosaics
 Size Clear Code
 1 x 1 WC020.101011



Sunspray 020, Frosted
 Prism Glass
 Size Frosted Code
 3 x 3 PR020.103032
 Radiance Glass
 Size Frosted Code
 3 x 3 RG020.103032
 3 x 6 RG020.103062
 6 x 6 RG020.106062
 Water Crystal Mosaics
 Size Frosted Code
 1 x 1 WC020.101012



Sunspray 020, Iridescent
 Prism Glass
 Size Iridescent Code
 3 x 3 PR020.103033
 Radiance Glass
 Size Iridescent Code
 3 x 3 RG020.103032
 3 x 6 RG020.103062
 6 x 6 RG020.106062
 Water Crystal Mosaics
 Size Iridescent Code
 1 x 1 WC020.101013



Cristal 010, Clear
 Prism Glass
 Size Clear Code
 3 x 3 PR010.103031
 Radiance Glass
 Size Clear Code
 3 x 3 RG010.103031
 3 x 6 RG010.103061
 6 x 6 RG010.106061
 Water Crystal Mosaics
 Size Clear Code
 1 x 1 WC010.101011



Cristal 010, Frosted
 Prism Glass
 Size Frosted Code
 3 x 3 PR010.103032
 Radiance Glass
 Size Frosted Code
 3 x 3 RG010.103032
 3 x 6 RG010.103062
 6 x 6 RG010.106062
 Water Crystal Mosaics
 Size Frosted Code
 1 x 1 WC010.101012



Cristal 010, Iridescent
 Prism Glass
 Size Iridescent Code
 3 x 3 PR010.103033
 Radiance Glass
 Size Iridescent Code
 3 x 3 RG010.103032
 3 x 6 RG010.103062
 6 x 6 RG010.106062
 Water Crystal Mosaics
 Size Iridescent Code
 1 x 1 WC010.101013



Gulf Stream 030, Clear
 Prism Glass
 Size Clear Code
 3 x 3 PR030.103031
 Radiance Glass
 Size Clear Code
 3 x 3 RG030.103031
 3 x 6 RG030.103061
 6 x 6 RG030.106061
 Water Crystal Mosaics
 Size Clear Code
 1 x 1 WC030.101011



Gulf Stream 030, Frosted
 Prism Glass
 Size Frosted Code
 3 x 3 PR030.103032
 Radiance Glass
 Size Frosted Code
 3 x 3 RG030.103032
 3 x 6 RG030.103062
 6 x 6 RG030.106062
 Water Crystal Mosaics
 Size Frosted Code
 1 x 1 WC030.101012



Gulf Stream 030, Iridescent
 Prism Glass
 Size Iridescent Code
 3 x 3 PR030.103033
 Radiance Glass
 Size Iridescent Code
 3 x 3 RG030.103032
 3 x 6 RG030.103062
 6 x 6 RG030.106062
 Water Crystal Mosaics
 Size Iridescent Code
 1 x 1 WC030.101013



Sea Glass 080, Clear
 Prism Glass
 Size Clear Code
 3 x 3 PR080.103031
 Radiance Glass
 Size Clear Code
 3 x 3 RG080.103031
 3 x 6 RG080.103061
 6 x 6 RG080.106061
 Water Crystal Mosaics
 Size Clear Code
 1 x 1 WC080.101011



Sea Glass 080, Frosted
 Prism Glass
 Size Frosted Code
 3 x 3 PR080.103032
 Radiance Glass
 Size Frosted Code
 3 x 3 RG080.103032
 3 x 6 RG080.103062
 6 x 6 RG080.106062
 Water Crystal Mosaics
 Size Frosted Code
 1 x 1 WC080.101012



Sea Glass 080, Iridescent
 Prism Glass
 Size Iridescent Code
 3 x 3 PR080.103033
 Radiance Glass
 Size Iridescent Code
 3 x 3 RG080.103032
 3 x 6 RG080.103062
 6 x 6 RG080.106062
 Water Crystal Mosaics
 Size Iridescent Code
 1 x 1 WC080.101013




Seafoam 060, Clear
 Prism Glass
 Size Clear Code
 3 x 3 PR060.103031
 Radiance Glass
 Size Clear Code
 3 x 3 RG060.103031
 3 x 6 RG060.103061
 6 x 6 RG060.106061
 Water Crystal Mosaics
 Size Clear Code
 1 x 1 WC060.101011




Seafoam 060, Frosted
 Prism Glass
 Size Frosted Code
 3 x 3 PR060.103032
 Radiance Glass
 Size Frosted Code
 3 x 3 RG060.103032
 3 x 6 RG060.103062
 6 x 6 RG060.106062
 Water Crystal Mosaics
 Size Frosted Code
 1 x 1 WC060.101012



Seafoam 060, Iridescent
 Prism Glass
 Size Iridescent Code
 3 x 3 PR060.103033
 Radiance Glass
 Size Iridescent Code
 3 x 3 RG060.103032
 3 x 6 RG060.103062
 6 x 6 RG060.106062
 Water Crystal Mosaics
 Size Iridescent Code
 1 x 1 WC060.101013




Grotto 040, Clear
 Prism Glass
 Size Clear Code
 3 x 3 PR040.103031
 Radiance Glass
 Size Clear Code
 3 x 3 RG040.103031
 3 x 6 RG040.103061
 6 x 6 RG040.106061
 Water Crystal Mosaics
 Size Clear Code
 1 x 1 WC040.101011



Grotto 040, Frosted
 Prism Glass
 Size Frosted Code
 3 x 3 PR040.103032
 Radiance Glass
 Size Frosted Code
 3 x 3 RG040.103032
 3 x 6 RG040.103062
 6 x 6 RG040.106062
 Water Crystal Mosaics
 Size Frosted Code
 1 x 1 WC040.101012



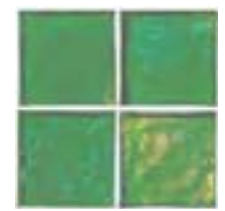
Grotto 040, Iridescent
 Prism Glass
 Size Iridescent Code
 3 x 3 PR040.103033
 Radiance Glass
 Size Iridescent Code
 3 x 3 RG040.103032
 3 x 6 RG040.103062
 6 x 6 RG040.106062
 Water Crystal Mosaics
 Size Iridescent Code
 1 x 1 WC040.101013



Atlantis 070, Clear
 Prism Glass
 Size Clear Code
 3 x 3 PR070.103031
 Radiance Glass
 Size Clear Code
 3 x 3 RG070.103031
 3 x 6 RG070.103061
 6 x 6 RG070.106061
 Water Crystal Mosaics
 Size Clear Code
 1 x 1 WC070.101011



Atlantis 070, Frosted
 Prism Glass
 Size Frosted Code
 3 x 3 PR070.103032
 Radiance Glass
 Size Frosted Code
 3 x 3 RG070.103032
 3 x 6 RG070.103062
 6 x 6 RG070.106062
 Water Crystal Mosaics
 Size Frosted Code
 1 x 1 WC070.101012



Atlantis 070, Iridescent
 Prism Glass
 Size Iridescent Code
 3 x 3 PR070.103033
 Radiance Glass
 Size Iridescent Code
 3 x 3 RG070.103032
 3 x 6 RG070.103062
 6 x 6 RG070.106062
 Water Crystal Mosaics
 Size Iridescent Code
 1 x 1 WC070.101013



Pacific 050, Clear
 Prism Glass
 Size Clear Code
 3 x 3 PR050.103031
 Radiance Glass
 Size Clear Code
 3 x 3 RG050.103031
 3 x 6 RG050.103061
 6 x 6 RG050.106061
 Water Crystal Mosaics
 Size Clear Code
 1 x 1 WC050.101011



Pacific 050, Frosted
 Prism Glass
 Size Frosted Code
 3 x 3 PR050.103032
 Radiance Glass
 Size Frosted Code
 3 x 3 RG050.103032
 3 x 6 RG050.103062
 6 x 6 RG050.106062
 Water Crystal Mosaics
 Size Frosted Code
 1 x 1 WC050.101012



Pacific 050, Iridescent
 Prism Glass
 Size Iridescent Code
 3 x 3 PR050.103033
 Radiance Glass
 Size Iridescent Code
 3 x 3 RG050.103032
 3 x 6 RG050.103062
 6 x 6 RG050.106062
 Water Crystal Mosaics
 Size Iridescent Code
 1 x 1 WC050.101013

(all sizes in inches and fractions of an inch)

Surface/Texture	Size	Actual Size	Thickness
Prism	3 x 3	2-7/8 x 2-7/8	1/4
Radiance*	3 x 3	2-3/4 x 2-3/4	5/16
	3 x 6	2-3/4 x 5-3/4	5/16
	6 x 6	5-3/4 x 5-3/4	5/16
Water Crystal Mosaics**	1 x 1	7/8 x 7/8	5/16

*Radiance Glass is available in clear and frosted finishes only.

**Mounted in 11-3/8" x 11-3/8" sheets.

ILLUMINESSENCE GLASS


water crystal mosaics mixed colors



WCB1.10101 Sea Glass
clear/frosted/iridescent




WCB2.10101 Cristal
clear/frosted/iridescent



WCB3.10101 Gulf Stream
clear/frosted/iridescent



WCB4.10101 Amber Splash
clear/frosted/iridescent



WCB5.10101 Seafoam
clear/frosted/iridescent



WCB6.10101 Amber Splash-clear
Cristal-clear



WCB7.10101 Sea Glass-clear
Cristal-clear



WCB8.10101 Gulf Stream-clear
Cristal-clear/Sea Glass-clear



WCB9.10101 Cristal-clear/Seafoam-clear
Sea Glass-clear



WCB10.10101 Grotto-clear/Cristal-clear
Sea Glass-clear

prism glass listellos

available in all nine Illuminescence colors

Clear



Wave 9/16" x 7-11/16" x 9/16"



Icicle 3/4" x 7-11/16" x 9/16"



Ebb Tide 7/8" x 7-15/16" x 5/8"



Surf 1-1/4" x 7-13/16" x 7/16"



Waterfall 1-3/8" x 7-3/4" x 7/16"

Frosted



Wave 9/16" x 7-11/16" x 9/16"



Icicle 3/4" x 7-11/16" x 9/16"



Ebb Tide 7/8" x 7-15/16" x 5/8"



Surf 1-1/4" x 7-13/16" x 7/16"



Waterfall 1-3/8" x 7-3/4" x 7/16"

Iridescent



Wave 9/16" x 7-11/16" x 9/16"



Icicle 3/4" x 7-11/16" x 9/16"



Ebb Tide 7/8" x 7-15/16" x 5/8"



Surf 1-1/4" x 7-13/16" x 7/16"



Waterfall 1-3/8" x 7-3/4" x 7/16"

Water Crystal Mosaics

Clear

Coefficient of Friction
dry > **0.8** wet > **0.3**

Frosted

Coefficient of Friction
dry > **0.8** wet > **0.6**

Iridescent

Coefficient of Friction
dry > **0.8** wet > **0.4**

Radiance Glass

Clear

Coefficient of Friction
dry > **0.8** wet > **0.2**

Frosted


Coefficient of Friction
dry > **0.8** wet > **0.5**

VENETIAN GLASS


silver leaf / mica / blue foil series



VG124 Silver Leaf Swirl
2-7/8" x 2-7/8"



VG125 Textured Blue Foil
2-7/8" x 2-7/8"



VG126 Textured Mica
2-7/8" x 2-7/8"



VG127 Textured Silver Leaf Swirl
2-7/8" x 2-7/8"




VG123 Silver Leaf / Mica / Blue Foil Mosaic Liner Bar 1-7/8" x 7-7/8"



VG120 Blue Foil Liner Bar 1/2" x 7-3/4"




VG121 Silver Leaf Liner Bar 1/2" x 7-3/4"



VG122 Mica Liner Bar 1/2" x 7-3/4"


silver leaf / crystal / mica series




VG104 Smoke Swirl
2-7/8" x 2-7/8"



VG105 Textured Crystal Green
2-7/8" x 2-7/8"



VG106 Textured Smoke Swirl
2-7/8" x 2-7/8"



VG107 Textured Mica
2-7/8" x 2-7/8"



VG103 Silver Leaf / Crystal Green / Mica Mosaic Liner Bar 1-7/8" x 7-7/8"



VG100 Mica Liner Bar 1/2" x 7-3/4"



VG101 Crystal Green Liner Bar 1/2" x 7-3/4"




VG102 Silver Leaf Liner Bar 1/2" x 7-3/4"

silver leaf / gold leaf / amber series



VG114 Cinnamon Swirl
2-7/8" x 2-7/8"



VG115 Textured Amber
2-7/8" x 2-7/8"



VG116 Textured Cinnamon Swirl
2-7/8" x 2-7/8"



VG117 Textured Silver Leaf
2-7/8" x 2-7/8"



VG113 Silver Leaf / Amber / Gold Mosaic Liner Bar 1-7/8" x 7-7/8"



VG110 Gold Leaf Liner Bar 1/2" x 7-3/4"



VG111 Silver Leaf Liner Bar 1/2" x 7-3/4"



VG112 Amber Liner Bar 1/2" x 7-3/4"

bronze / topaz / citrine series




VG134 Light Smoke Swirl
2-7/8" x 2-7/8"



VG135 Textured Topaz
2-7/8" x 2-7/8"



VG136 Textured Light Smoke Swirl
2-7/8" x 2-7/8"



VG137 Textured Bronze
2-7/8" x 2-7/8"



VG133 Citrine / Topaz / Bronze Mosaic Liner Bar 1-7/8" x 7-7/8"



VG130 Citrine Liner Bar 1/2" x 7-3/4"




VG131 Topaz Liner Bar 1/2" x 7-3/4"




VG132 Bronze Liner Bar 1/2" x 7-3/4"


BRILLIANTE GLASS



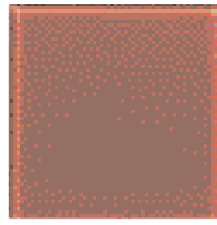
IG20 Clear Sparkle




IG22 Aquamarine




IG21 Blue Topaz




IG13 Garnet




IG12 Ruby




IG18 Pewter




IG25 Serpentine




IG23 Jade




IG14 Moonstone




IG26 Alexandrite



IG11 Quartzite




IG19 Black Diamond




IG16 Emerald




IG17 Turquoise




IG15 Sapphire



IG24 Amethyst



IG10 Topaz



IG22 Aquamarine Crystal Mosaic Border



IG22 Aquamarine Liner Bar

All Brilliante Glass is available in 3" x 3" Accent Dots, 1" x 6" Liner Bars as well as 2" x 8" Crystal Mosaics Borders. The Accent Dots, Liner Bars and Crystal Mosaics Borders, with their translucent appearance, incorporate the look of natural elements – water, air and sky.

(all sizes in inches and fractions of an inch)

Surface/Texture	Size	Actual Size	Thickness
Glass Accent Dot	3 x 3	2-7/8 x 2-7/8	1/4
2" x 8" Border		1-1/2 x 7-7/8	1/4
1" x 6" Liner Bar		3/4 x 5-7/8	1/4

Recommended Usage

Brilliante Glass is recommended for interior walls only in wet or dry locations.

TUMBLLED NATURALS & QUESTECH METALS BORDERS

- ❖ Intricate patterns of tumbled stone and marble add old-world charm to any setting
- ❖ Available in a variety of border sizes, all with 5/16-inch thickness – no floor build-up required
- ❖ A unique blend of earthy colors and textures that's easy to maintain



K400 4" x 11-3/4" Pebble Border
K400C 4" x 4" Pebble Border Corner



K460 5-1/8" x 13-5/8" Lily Pad Border
K460C 4-7/8" x 5-1/8" Lily Pad Border Corner



K410 5" x 11-1/2" Arrow Border
K410C 5" x 6-1/4" Arrow Border Corner




K415 6-3/4" x 12" Broken Diamond Border
K415C 6-3/4" x 9-1/4" Broken Diamond Border Corner



K420 6-1/4" x 16-3/4" Mosaic Border



K475 5-1/4" x 12-1/4" Lotus Border
K475C 4-1/8" x 5-1/4" Lotus Border Corner



K430 8" x 12-1/4" Criss-Cross Border
K430C 8" x 6" Criss-Cross Border Corner



K450 5-1/4" x 12-5/8" Wings Border
K450C 5-1/4" x 6-1/4" Wings Border Corner



K440 5-1/4" x 11-3/4" Staccato Border
K440C 5-1/4" x 6-3/4" Staccato Border Corner




K445 5-3/4" x 9-3/4" Geo-Square Border
K445C 5-3/4" x 7-1/4" Geo-Square Border Corner



K435 6-1/2" x 12" Square-Play Border
K435C 6-1/2" x 9-1/4" Square-Play Border Corner



K455 6-7/8" x 12-5/8" Cobblestone Border
K455C 6-7/8" x 9-1/4" Cobblestone Border Corner



K425 6-1/2" x 14" Mayan Sun Border
K425C 6-1/2" x 11-1/4" Mayan Sun Border Corner



K465 4-3/4" x 12-1/4" Pyramid Border
K465C 3" x 5-7/8" Pyramid Border Corner



K470 6-3/4" x 12-3/4" Square Dance Border
K470C 5-3/8" x 8-5/8" Square Dance Border Corner



K405 6-3/4" x 12-1/2" Half Moon Border
K405C 6-3/4" x 9" Half Moon Border Corner

ACCENT INNOVATIONS™

crackle-nickel silver



FBRD 009-005-100 2" x 12" Border
FBRD 010-005-100 2" x 2" Border Corner



FBRD 011-005-100 4" x 12" Border
FBRD 012-005-100 4" x 4" Border Corner

flagstone-bronze




FBRD 005-002-100 2" x 12" Border
FBRD 006-002-100 2" x 2" Border Corner




FBRD 007-002-100 4" x 12" Border
FBRD 008-002-100 4" x 4" Border Corner

hammered-copper



FBRD 001-003-100 2" x 12" Border
FBRD 002-003-100 2" x 2" Border Corner



FBRD 003-003-100 4" x 12" Border
FBRD 004-003-100 4" x 4" Border Corner

Questech Metals Floor Borders are recommended for residential and light commercial areas only. In light commercial applications, they are not recommended for "pivot" areas where people will be making frequent turns, such as in front of a cash register or at an entryway. Care also should be taken in areas subject to heavy traffic from the outdoors. If dirt is present, these areas should be protected with floor mats to avoid abrasive wear.

CLEANING

SUGGESTED CLEANERS FOR PROBLEM STAINS

General household cleaners suggested for cleaning Crossville Porcelain tile include: Mr. Clean, Windex, Lysol, Spic 'n Span, Comet, Bon Ami, 409, Fantastic, Soft Scrub and Soft Scrub with bleach.

For specific problem stains, please use the following stain removal chart.

Crossville recommends the use of professional cleaning and maintenance products. If additional information or assistance is required on a contaminant not listed, or if you need to find out where the products are sold, please call us, or contact one of the following:

Custom Building Products
800/272-8786
Seal Beach, CA 90740
www.custombuildingproducts.com

TEC Specialty Products, Inc.
800/832-9023
315 South Hicks Road
Palatine, IL 60067
www.tecspecialty.com

Aqua Mix, Inc.
800/366-6877
250 Benjamin Drive
Corona, CA 92879
www.aquamix.com

Miracle Sealants Co.
800/350-1901 ext. 3013
12318 Lower Azusa Rd.
Arcadia, CA 91006-5872
www.miradesealants.com

These products are used by tile and maintenance professionals and may not be readily available in all areas. Most household cleaners are sufficient to clean common stains as long as they conform to the standards set forth in the Daily Maintenance Section. In the case where stain removal becomes a problem, contact a cleaning and maintenance product supplier or your local tile distributor for professional suggestions.

In keeping with its commitment to quality, Crossville will offer its Technical Service Department for individualized assistance. This department can assist you in the proper installation and maintenance of all Crossville porcelain tiles. Contact Crossville Technical Services at (931) 484-2110.

	STAIN	TEC	CUSTOM	AQUA MIX	MIRACLE SEALANTS	COMMON
Food Groups	Mustard Ketchup Mayonnaise Tea Bags Ice Cream Beer/Wine Orange Juice Grape Juice Coffee Coke Soy Sauce	Everyday or Superclean STG	TileLab Stain Remover or TileLab Heavy Duty Cleaner & Stripper or TileLab Grout & Tile Cleaner	Concentrated Tile Cleaner or Tile Plus More or Grout Deep Clean	Porcelain and Ceramic Tile Cleaner	Mr. Clean 409 Spic 'n Span Fantastic Comet Windex Lysol Soft Scrub Mr. Clean Magic Eraser
Oil & Grease	Vegetable Mineral Petroleum Wax Sealer Meat Grease Hydraulic Oil Trans. Fluid Linseed Oil Lipstick Rubber Shoe Polish Paint (Oil Based)	Superclean STG or Stain Be Gone	TileLab Heavy Duty Cleaner & Stripper	Heavy-Duty Tile & Grout Cleaner*	Porcelain and Ceramic Tile Cleaner	Mr. Clean 409 Spic 'n Span Fantastic Comet Windex Lysol Soft Scrub Mr. Clean Magic Eraser
Markers/Graffiti	Felt Tip Ink Water Mrkr Permanent Fluorescent Crayon	Superclean STG or Like New	TileLab Stain Remover	Sealer & Adhesive Remover	Porcelain and Ceramic Tile Cleaner	Comet Soft Scrub Mr. Clean ZUD Mr. Clean Magic Eraser
Water-Based Agents	Water Base Paint or Stain	Superclean STG	TileLab Stain Remover	Sealer & Adhesive Remover	Porcelain and Ceramic Tile Cleaner	Mr. Clean Comet Mr. Clean Magic Eraser
Tile Grout	Cement Latex or Polymer Epoxy	Banish or Like New Banish Banish EX	TileLab Sulfamic Acid Cleaner or Grout Haze Remover	Sulfamic Acid Crystals or Phosphoric Acid Cleaner or Grout Haze Clean-Up* Phosphoric Acid Cleaner or Grout Haze Clean-Up* Sealer & Adhesive Remover	GCFR GCFR Epoxy Grout Film Remover	White Vinegar Lime-A-Way Mr. Clean Magic Eraser

For problem stains, it may be necessary to use an abrasive powder compound in conjunction with the above cleaners: With Grout Stripper* use Legge Texspar or Legge Texspar Plus. With Heavy-Duty Tile & Grout Cleaner* or Grout Haze Clean-Up, use Aqua Mix Poultice.

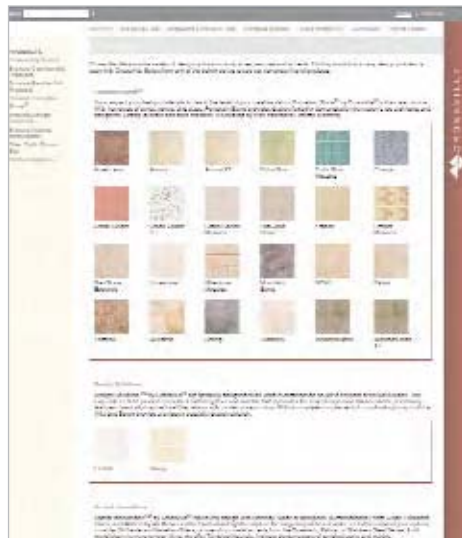
Please be careful to follow manufacturers' recommended procedures when using any cleaning product.

To download a copy of "How to Care for Porcelain Tile," be sure to visit our web site at www.crossvilleinc.com.

SAFETY CONSIDERATIONS / SPECIAL SERVICES

Safety Considerations for Tile

- ❖ In areas where standing water may occur, selected tile should have a coefficient of friction (COF) rating that exceeds 0.6 wet.
- ❖ Polished tile should not be used in areas where standing water, oil or grease may be present due to the tile's very low coefficient of friction.
- ❖ Pool deck tiles, whether interior or exterior, should have a surface texture that provides a COF equal to or greater than 0.6 wet.
- ❖ Ramps or inclines should have a minimum COF of 0.8 wet/dry. This is consistent with the most recent ADA guidelines.
- ❖ There are no tiles that are slip proof, only slip resistant.



Special Services

- ❖ Loose samples for Architects and Designers, see back cover for details
- ❖ Chip Kits are available through your local distributor.
- ❖ Custom patterns using 3"x 3" Cross-Color Mosaic tiles may be ordered through your local distributor; please allow adequate lead time.
- ❖ Water jet cutting service offers infinite design possibilities from company logos to the most intricate of murals. Contact your local distributor for details.
- ❖ Crossville offers a booklet of pattern layout designs called the "Idea Book". Contact your local distributor or go on-line to Crossville's website www.crossvilleinc.com.
- ❖ Crossville offers custom color service. Minimum order requirement and special set-up fees apply.
- ❖ Crossville offers Cross-Grid, a process that grinds all four sides of our porcelain stone tiles. This squaring is also called rectified, and it allows the tile to be installed with narrower grout joints.
- ❖ Cross-Style provides custom cutting any of Crossville porcelain stone into any geometric, straight-edged piece 2" x 2" or larger.
- ❖ Given the extreme hardness and durability of Crossville Porcelain Stone, cutting the tile or drilling holes requires specific blades and drill bits. Go to Crossville's website, www.crossvilleinc.com, refer to "Resources and Technical Info" for our cutting and core drilling guides.
- ❖ Crossville's website offers a variety of additional tools and information valuable to both professionals and homeowners.

Floor Tile Performance Data

ASTM Test Method	Water Absorption	Abrasive Wear	Abrasion Resistance (Glazed)	Breaking Strength	Bond Strength	Coefficient of Friction COF >Dry	Coefficient of Friction COF >Wet	Facial Dimensions Range	Range of Thickness	Warpage (Diagonal)	Wedging	Frost Resistance	Chemical Resistance	Scratch Hardness
	C373	C501	C1027	C648	C482	C1028-89	C1028-89	C499	C499	C485	C502	C1026	C650	MOH'S Scale
ANSI Requirements	0.5% Max.	100 Min.		250 lbs. Min.	50psi Min.	No ANSI Std.	No ANSI Std.	1.5% Max.	0.040 Max.	±0.20% Max.	0.55% Max.	Resistant	Unaffected	9
Americana Series (UPS)	<0.10%	>100		>350 lbf.	>200psi.	>0.7	>0.6	0.30% Max.	0.030 Max.	±0.20% Max.	0.50% Max.	Resistant	Unaffected	9
Character Series (UP)	<0.10%	>175		>500 lbf.	>200psi.	>0.8	>0.6	0.70% Max.	0.020 Max.			Resistant	Unaffected	8
Chemistry Series (UPS)	<0.50%		3-4*	>425 lbf.	>200psi.	>0.8	>0.6	+	+			Resistant	Unaffected	8
Color Blox Series (UPS)	<0.10%	>175		>450 lbf.	>200psi.	>0.8	>0.6	0.45% Max.				Resistant	Unaffected	6
Color Blox Mosaics Series (UPS)	<0.10%	>175		>250 lbf.	>200psi.	>0.8	>0.6	0.45% Max.				Resistant	Unaffected	6
Cronos Series (UP)	<0.10%	>200		>425 lbf.	>200psi.	>0.8	>0.6	0.10% Max.	0.035 Max.	±0.20% Max.	0.30% Max.	Resistant	Unaffected	9
Cronos Series (PO)	<0.10%	>200		>425 lbf.	>200psi.	>0.6	N/A	0.10% Max.	0.035 Max.	±0.20% Max.	0.30% Max.	Resistant		
Empire Series (UP)	<0.10%	>250		>425 lbf.	>200psi.	>0.6	>0.6	0.30% Max.	0.020 Max.	±0.20% Max.	0.50% Max.	Resistant	Unaffected	6
Empire Series (PO)	<0.10%	>250		>425 lbf.	>200psi.	>0.6	N/A	0.30% Max.	0.020 Max.	±0.20% Max.	0.50% Max.	Resistant		
EcoCycle Series (UPS)	<0.10%	>125		>350 lbf.	>200psi.	>0.65	>0.6	0.30% Max.	0.040 Max.	±0.20% Max.	0.50% Max.	Resistant	Unaffected	9
Journey Series (UP)	<0.50%		4	>400 lbf.	>200psi.	>0.8	>0.6	0.14% Max.	0.015 Max.			Resistant	Unaffected	6
Le Ville Series (Floor Tile)	<0.20%			>400 lbf.	>200psi.	>0.6	>0.5							
Milestone Mosaics Series (UPS)	<0.10%	+		>300 lbf.	>200psi.	>0.8	>0.7	0.30% Max.	+	+	+	Resistant	Unaffected	
Mountain Stone Series (UPS)	<0.10%	>200		>320 lbf.	>200psi.	>0.7	>0.6	+	+	+	+	Resistant	Unaffected	8
Now Series (UP)	<0.10%	>200		>320 lbf.	>200psi.	>0.7	>0.6	+	+	+	+	Resistant	Unaffected	8
Palais (UPS)	<0.10%	>150	3-5*	>450 lbf.	>200psi.	>0.8	>0.6	0.35% Max.	0.035 Max.	±0.20% Max.	0.30% Max.	Resistant	Unaffected	7
Pompeii Series (UPS)	<0.10%	>100		>350 lbf.	>200psi.	>0.8	>0.6	0.30% Max.	0.040 Max.	±0.20% Max.	0.50% Max.	Resistant	Unaffected	8
Quartzite Series (UPS)	<0.10%	>125		>425 lbf.	>200psi.	>0.8	>0.6	0.30% Max.	+	+	0.40% Max.	Resistant	Unaffected	9
Savoy Series	12-18%	-		>600 lbf.	>100psi.			0.30% Max.				Resistant	Unaffected	5
Strong Series (UP)	<0.10%	>175		>475 lbf.	>200psi.	>0.8	>0.6	0.30% Max.	+	+	0.50% Max.	Resistant	Unaffected	9
WeatherStone Series (UPS)	<0.10%	>100		>425 lbf.	>200psi.	>0.6	>0.6	0.30% Max.	+	+	0.50% Max.	Resistant	Unaffected	7
WeatherStone Series (XT)	<0.10%	>125		>425 lbf.	>200psi.	>0.8	>0.8	0.30% Max.	+	+	0.50% Max.	Resistant	Unaffected	8

Cross Colors														
A Series Cross-Sheen (UPS)	<0.10%	270-330		350-420 lbf.	>200psi.	>0.6	>0.6	0.20% Max.	0.011 Max.	±0.20% Max.	0.50% Max.	Resistant	Unaffected	6
A Series Cross-Sheen (PO)	<0.10%	270-330		350-420 lbf.	>200psi.	>0.6	N/A	0.20% Max.	0.011 Max.	±0.20% Max.	0.50% Max.	Resistant		5
B Series Colors (UPS)	<0.10%	270-330		350-420 lbf.	>200psi.	>0.6	>0.6	0.20% Max.	0.011 Max.	±0.22% Max.	0.50% Max.	Resistant	Unaffected	6
B Series Colors (PO)	<0.10%	270-330		350-420 lbf.	>200psi.	>0.6	N/A	0.20% Max.	0.011 Max.	±0.20% Max.	0.50% Max.	Resistant		5
C Series Colors (UPS)	<0.10%	270-330		350-420 lbf.	>200psi.	>0.6	>0.6	0.20% Max.	0.011 Max.	±0.20% Max.	0.50% Max.	Resistant	Unaffected	6
C Series Colors (PO)	<0.10%	270-330		350-420 lbf.	>200psi.	>0.6	N/A	0.20% Max.	0.011 Max.	±0.20% Max.	0.50% Max.	Resistant		5
Cross-Colors LP (UPS)	<0.10%	270-330		350-420 lbf.	>200psi.	>0.6	>0.6	0.20% Max.	0.011 Max.	±0.20% Max.	0.50% Max.	Resistant	Unaffected	6
Cross-Colors LP (PO)	<0.10%	270-330		350-420 lbf.	>200psi.	>0.6	N/A	0.20% Max.	0.011 Max.	±0.20% Max.	0.50% Max.	Resistant		5
Cross-Plus (CP)	<0.10%	270-330		350-420 lbf.	>200psi.	>0.8	>0.7	0.20% Max.	0.011 Max.	±0.20% Max.	0.50% Max.	Resistant	Unaffected	9
Cross-Tread (CTS)	<0.10%	270-330		350-420 lbf.	>200psi.	>0.8	>0.8	0.20% Max.	N/A	±0.20% Max.	0.50% Max.	Resistant	Unaffected	6
Cross-Dot (CD)	<0.10%	270-330		350-420 lbf.	>200psi.	>0.9	>0.8	0.20% Max.	0.011 Max.	±0.20% Max.	0.50% Max.	Resistant	Unaffected	6
Cross-Grip (CGS)	<0.10%	270-330		350-420 lbf.	>200psi.	>1.2	>1.0	0.20% Max.	0.011 Max.	±0.20% Max.	0.50% Max.	Resistant	Unaffected	6
Cross-Slate (CS)	<0.10%	270-330		350-420 lbf.	>200psi.	>0.8	>0.7	0.20% Max.	0.011 Max.	±0.20% Max.	0.50% Max.	Resistant	Unaffected	6
Eco-Cycle (R)	<0.10%	250-275		350-420 lbf.	>200psi.	>0.6	>0.6	0.20% Max.	0.011 Max.	±0.20% Max.	0.50% Max.	Resistant	Unaffected	6
Cross-Colors Mosaics (UPS)	<0.10%	270-330		>275 lbf.	>200psi.	>0.6	>0.6					Resistant	Unaffected	6
Cross-Colors Mosaics (GL)	<0.10%			>275 lbf.	>200psi.							Resistant	Unaffected	5
Cross-Colors Mosaics (CTS)	<0.10%	270-330		>275 lbf.	>200psi.	>0.8	>0.6					Resistant	Unaffected	6

Illuminescence Glass														
Water Crystal Mosaics	Clear Finish	<0.10%		>500 lbf.	>100psi.	>0.8	>0.3					Resistant	Unaffected	3
	Frosted Finish	<0.10%		>500 lbf.	>100psi.	>0.8	>0.6					Resistant	Unaffected	3
	Iridescent Finish	<0.10%		>500 lbf.	>100psi.	>0.8	>0.4					Resistant	Unaffected	3
Radiance Glass	Clear Finish	<0.10%		>500 lbf.	>100psi.	>0.8	>0.2					Resistant	Unaffected	3
	Frosted Finish	<0.10%		>500 lbf.	>100psi.	>0.8	>0.5					Resistant	Unaffected	3

All Tests Conducted by an Independent Laboratory. Test Results Available Upon Request.

All A Series Material will have MOH's Rating Greater or Equal to 6.

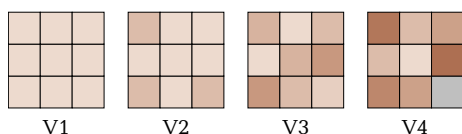
+ Due to the Slate-Like Surface Texture of These Tiles the Following Tests Cannot be Recorded - Range of Thickness, Warpage (Diagonal) and Wedging. Due to the Sculpted Edge of Mountain Stone the Additional Test Cannot be Recorded - Facial Dimension (Range)

Like Any Material, Crossville Porcelain Tends to Become Slippery when Wet. It is Recommended that Care be Taken to Keep the Surface Dry.

Color Reproduction in Each Photo Within Catalog and Product Data Sheets is Representative; Slight Variation is Inherent in Fired Porcelains. Call Your Local Representative for Samples.

*Chemistry AV151 (4), AV152 (4), AV153 (4), AV154 (4), AV155(3).
Palais AV141 (5), AV142 (5), AV143 (3), AV144 (3).

Shade & Texture Index



- V1>Uniform Appearance** Differences among pieces from the same production run are minimal.
- V2>Slight Variation** Clearly distinguishable texture and/or pattern within similar colors.
- V3>Moderate Variation** While the colors present on a single piece of tile will be indicative of the colors to be expected on the other tiles, the amount of colors on each piece may vary significantly.
- V4>Substantial Variation** Random color differences from tile to tile, so that one tile may have totally different colors from that on other tiles. Thus, the final installation will be unique.

Crossville Regional Managers

New England

Ron Spezzaferri
781.438.9577
Fax 781.438.9574
rspezzaferri@crossvilleinc.com

Northeast/Canada

Peter Keenan
516.826.3654
Fax 516.826.4633
pkeenan@crossvilleinc.com

Mid-Atlantic

Eric Dietrich
703.978.8628
Fax 703.978.8549
edietrich@crossvilleinc.com

Southeast

Doug Ingham
770.663.4700
Fax 770.663.0699
dingham@crossvilleinc.com

Southwest

Rick Ferguson
972.690.0785
Fax 972.690.1499
rferguson@crossvilleinc.com

Midwest

Tom Smith
630.983.9152
Fax 630.983.9975
tdsmith@crossvilleinc.com

West Coast

Mary Yocum
949.831.7723
Fax 603.415.3393
myocum@crossvilleinc.com

Northwest

Joe Hartzell
303.469.2417
Fax 303.439.9080
jhartzell@crossvilleinc.com

Central/South Florida

Mike Downes
386.882.1744
Fax 561.953.6602
mdownes@crossvilleinc.com

Latin America/Caribbean

Robert Sutnick
305.931.5858
Fax 305.932.0079
rsutnick@crossvilleinc.com

Residential Sales

Director of Residential Sales

Linda Hennelly
931.456.3903
Fax 866.743.2271
lhennelly@crossvilleinc.com

Northeast/Canada

Peter Keenan
516.826.3654
Fax 516.826.4633
pkeenan@crossvilleinc.com

Southwest

Keith Moerdyk
931.707.3005
Fax 931.484.8418
kmoerdyk@crossvilleinc.com

West Coast

Gita Tao
707.494.4707
Fax 425.969.1355
gtao@crossvilleinc.com

Architectural Representatives

Metro NY/Northern NJ

Susan Poletti
917.287.8962
Fax 212-925-8604
spoletti@crossvilleinc.com

West Coast

Monica Farley
714.630.7872
Fax 509.695.4314
mfarley@crossvilleinc.com

Southeast

Daniel Lopez
919.852.5100
Fax 919.859.3984
dlopez@crossvilleinc.com

Director of National Account Sales

Frank Galifianakis
770.319.5969
Fax 770.437.8884
fgalifianakis@crossvilleinc.com

Northern California

Martha Vega
925.216.5581
Fax 925.888.8476
mvega@crossvilleinc.com

South Florida/Caribbean

Robert Sutnick
305.931.5858
Fax 305.932.0079
rsutnick@crossvilleinc.com

Washington, DC

Philadelphia Metro
Megan Shaughnessy
610.331.0217
Fax 610.906.3343
mshaughnessy@crossvilleinc.com

Director of Technical Services

Tim Bolby
931.456.3983
Fax 931.484.8418
tbolby@crossvilleinc.com

Crossville Sample Express 1.800.221.9093 Sample Fulfillment & Help Line

Loose Samples for Architects & Designers

Loose Tile Samples

(one piece per color/size – max. 4 colors)
Sent by UPS Ground

Submittal/Replacement Chips

4" x 4" color chips for project submittal
(max. 3 chips per color)

2" x 2" color chips for replacement in the
Porcelain Stone Specifier Racks/Chip Kits
(max. 5 chips per color)
Sent by UPS Ground



Usage Areas: Crossville Porcelain Stone® is suitable for both interior floors and walls and exterior walls. Additionally, Cross-Dot (CD), Cross-Tread (CTS), Cross-Grip (CGS) Buenos Aires Mood (TX) and WeatherStone XT Series are suitable for exterior walking surfaces. Do not use our unpolished (UP), Cross-Sheen (UPS), Cross-Plus (CP), Cross-Slate (CS) or polished (PO) surfaces for exterior paving. Crossville recommends designing all exterior walking surfaces to provide adequate drainage.

Questech Metals wall tiles and trims are suitable for interior, vertical applications including kitchen backsplashes, bathroom and shower walls, desk, counter and fireplace surrounds, and feature walls. Questech Metals are not recommended for exterior use or swimming pools. Special installation considerations may apply to backsplash applications behind stoves and for fireplace surrounds. Questech tiles and trim are appropriate as wall coverings for commercial use in buildings with approved sprinkler systems and for residential use.

Stainless Steel Tiles' primary use is for interior wall applications, though it can be used on interior floors as well. These tiles are not suitable for shower, bathroom or kitchen floors where puddles or standing water may exist.

Patina Metals are suitable for interior wall applications only.

Venetian Glass, Brilliance Glass and Illuminescence Prism Glass are suitable for interior wall applications only in wet or dry locations.

Illuminescence Radiance Glass and Water Crystal Mosaics are suitable for interior walls and floors, exterior walls, pool linings, fountains, showers and facades when proper installation methods are followed.

Our porcelain, metal and glass tile are successful in a wide variety of environments, including shopping malls, airports and rapid transit facilities, hospitals, auto showrooms, banks, office buildings, restaurants and hotels, private residences and manufacturing facilities.

Our Warranty: Crossville, Inc. guarantees that its products will meet or exceed the performance specifications outlined in ANSI A137.1-1988 and in our performance data section. Furthermore, a dedication to quality assurance standards plus state-of-the-art technology at our Tennessee production facilities has combined to ensure product reliability. Defective units will be replaced FOB plant, provided notice is given and acknowledged prior to installation, per our Terms and Conditions.

Because specific installation details, structural design and environmental conditions are beyond the control of the Company, we cannot accept responsibility for the performance of our products after they are installed.

However, in the event of latent defects caused by improper manufacture, the Company will replace any defective units FOB plant, provided the Company is notified within one year of installation or within 18 months of shipment of product, whichever comes first.

Crossville, Inc. expressly warrants that Questech wall tile and trim, as delivered, will be reasonably free of defects in materials and workmanship, and that when properly handled and installed, will conform, within accepted tolerances, to applicable manufacturing specifications. Crossville cannot accept responsibility for the performance of these products after they are installed. Crossville, Inc. makes no warranty that these products are suitable for any particular purpose and can make no other warranties, express or implied, other than those set forth above.

Please consult the Company's Terms and Conditions of Sale for complete warranty details.

Maintenance: Please visit our website for proper cleaning and maintenance procedures.



Crossville, Inc. • P.O. Box 1168, Crossville, TN 38557
Phone: 931.484.2110 • Fax: 931.456.2956
E-Mail: crossc@crossvilleinc.com • www.crossvilleinc.com

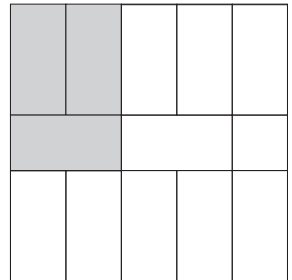




Page 2 - Top

Floor: Character Series

Color Code	Color Name	Size	Pattern %
81685	Loyalty Moka	12"x24"	100%



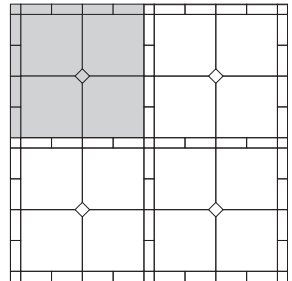
Custom Pattern



Page 2 - Middle Left

Floor Pattern: Character Series

Color Code	Color Name	Size	Pattern %
J81690	Loyalty Moka	24"x24"	85.2%
FBRD007002100	Questech Metals - Bronze-Flagstone Floor Border	4"x12"	14.2%
FBRD008002100	Questech Metals - Bronze-Flagstone Floor Border Corner	4"x4"	0.06%




Custom Pattern



Page 2 - Middle Right

Floor: Color Blox Series

Color Code	Color Name	Size	Pattern %
A1110	Sea Monkey	6"x6"	50%
A1111	A Day at the Beach	12"x12"	50%



Idea Book Pattern #19



Page 3 - Left

Wainscot: Savoy

Color Code	Color Name	Size	Pattern %
VS132	Blush Beaded Liner Bar	1 5/16"x 6"	*
VS130	White Pinwheel	1"x2"	*
VS132	Blush Dot	1"x1"	*
VS130	White	3"x6"	†
VS130	White Beadboard	6"x6"	100%
VS130	White Base Molding	5 5/8"x6"	*

Mirror: Savoy

Color Code	Color Name	Size	Pattern %
VS130	White Chair Rail	2 5/8"x 6"	*
VS130	White Square Liner Bar	1"x6"	
VS130	White Dot	1"x1"	*
VS132	Blush Dot	1"x1"	*

Floor: Tuscania

Color Code	Color Name	Size	Pattern %
C000492	Tuscania Cortona Crema	13"x13"	100%

* Based on lineal footage of area to be tiled
 † 3"x6" cut on diagonal



Page 3 - Top Right

Wall and Tub Surround: LeVille

Color Code	Color Name	Size	Pattern %
65010	Botticino Wall Tile	8"x13"	100%
18810	Botticino FloorBullnose	3"x13"	*
65023	Botticino Chair Rail	2"x13"	*
65028	Botticino Pencil Liner Bar	1/2"x13"	*
65032	Mosaic Listel	1 1/4"x13"	*

Floor: LeVille

Color Code	Color Name	Size	Pattern %
19792	Botticino Floor Tile	13"x13"	100%

* Based on lineal footage of area to be tiled



Page 4 - Top

Shower Wall and Bench: Illuminessence

Color Code	Color Name	Size	Pattern %
RG040.103062	Grotto Frosted	3"x6"	100%
RG040.106062	Grotto Frosted	6"x6"	100%

Shower Wall Inset: Illuminessence

Color Code	Color Name	Size	Pattern %
PR040.103033	Grotto Iridescent	3"x3"	*
PR080.103033	Sea Glass Iridescent	3"x3"	*
PL040.1ICICLE3	Grotto Iridescent Icicle Listello	3/4"x7 11/16"	*
PL040.1SURF3	Grotto Iridescent Surf Listello	1 1/4"x7 13/16"	*

Shower Wall Alcove: Illuminessence

Color Code	Color Name	Size	Pattern %
PR080.103032	Sea Glass Frosted	3"x3"	*
PR040.103032	Grotto Frosted	3"x3"	*
PR080.103033	Sea Glass Iridescent	3"x3"	*
PL040.1ICICLE2	Grotto Iridescent Icicle Listello	3/4"x7 11/16"	*

* Based on lineal footage of area to be tiled



Page 4 - Middle Left

Wall Border Design: Venetian

Color Code	Color Name	Size	Pattern %
VG132	Bronze	1/2"x8"	*
VG135	Textured Topaz	3"x3"	*
VG137	Textured Bronze	3"x3"	*
VG130	Citrine	1/2"x8"	*

Picture Frame: Venetian

Color Code	Color Name	Size	Pattern %
VG131	Topaz	1/2"x8"	*
VG135	Textured Topaz	3"x3"	*
VG136	Textured Light Smoke Swirl	3"x3"	*
VG137	Textured Bronze	3"x3"	*

* Based on lineal footage of area to be tiled



Pages 8 and 9


Wall: Color Blox

Color Code	Color Name	Size	Pattern %
A1101	Sand Box	3"x3"	*
A1101	Sand Box	6"x6"	*
A1119	Night Night	3"x3"	*
A1119	Night Night	6"x6"	*
A1119	Night Night	12"x12"	*

Floor: Color Blox

Color Code	Color Name	Size	Pattern %
A1119	Night Night	12"x12"	100%

* Random pattern



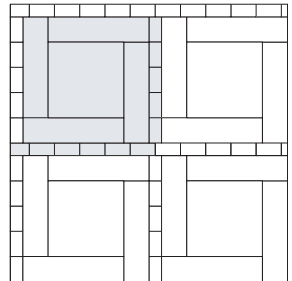
Floor: 12"x12" Grid Pattern



Page 15

Floor: NOW Series

Color Code	Color Name	Size	Pattern %
7A36	Rust	3"x6"	18.0%
5C22	Rust	6"x24"	52.5%
4EF6	Rust	18"x18"	29.5%



Custom Pattern



Page17

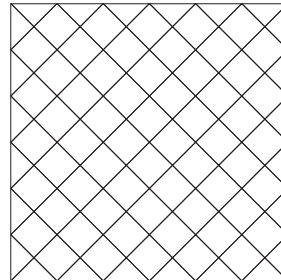
Wall - Above and Below Border: Chemistry Series

Color Code	Color Name	Size	Pattern %
AV154	Krypton	8"x8"	100%

Wall Border: Chemistry Series

Color Code	Color Name	Size	Pattern %
PL020.1CHEM1	Radium Liner Bar	1"x8"	*
PD020.1CHEM1	Radium Dot	2"x2"	*
PD060.1CHEM1	Selenium Dot	2"x2"	*

* Based on lineal footage of area to be tiled. Used as a border



Idea Book Pattern #1

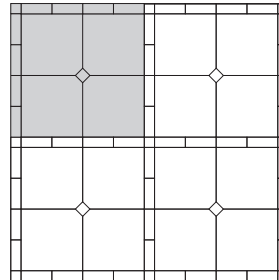


Page 18

Floor: Character Series

Color Code	Color Name	Size	Pattern %
J81690	Loyalty Moka	24"x24"	85.2%
FBRD007002100	Questech Metals	4"x12"	14.2%
FBRD008002100	Questech Metals	4"x4"	0.6%*
	Bronze-Flagstone		
	Floor Border Corner		

* For each repeat add one piece




Custom Pattern



Page 19

Wall: Journey Series

Color Code	Color Name	Size	Pattern %
VS140	Savanna Breeze	12"x12"	80%
PR090.103031	Illuminence Prism Glass - Amber Splash Clear	3"x3"	5%
PR090.103032	Illuminence Prism Glass - Amber Splash Frosted	3"x3"	5%
PR010.103031	Illuminence Prism Glass - Cristal Clear	3"x3"	5%
PR010.103032	Illuminence Prism Glass - Cristal Frosted	3"x3"	5%



Custom Pattern



Page 21

Floor: Empire Series

Color Code	Color Name	Size	Pattern %
VS82	Emperor's Gold Unpolished	14"x14"	*
VS82	Emperor's Gold Polished	14"x14"	*
VS84	Laurel Green Polished	14"x14"	*
VS84C	Laurel Green Polished Laurel Border Corner	6 1/2"x6 1/2"	*
VS84D	Laurel Green Polished Laurel Border	6 1/2"x 19 1/2"	*
VS84A	Laurel Green Medallion	20"x20"	*

* Not enough shown to determine pattern



Page 22

Floor: Empire Series

Color Code	Color Name	Size	Pattern %
VS89	Napoleon Blue Polished	20"x20"	*
VS80	Corsican Crème Polished	20"x20"	*
VS89C	Napoleon Blue Polished Border Corner	6 1/2"x 6 1/2"	*
VS80A	Corsican Crème Polished Border	6 1/2" x 19 1/2"	*


* Not enough shown to determine pattern




Page 24

Floor: Ecocycle Series

Color Code	Color Name	Size	Pattern %
EC104	Pine Barren	12"x12"	100%



12"x12" Grid Pattern

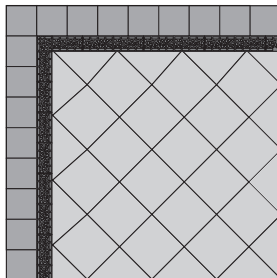


Page 26

Floor: Americana Series

Color Code	Color Name	Size	Pattern %
AV111	Monticello	18"x18"	100%
AV114	Grand Canyon	12"x12"	*
K475	Tumbled Naturals Lotus Border	5 1/4"x12 1/4"	*
K475C	Tumbled Naturals Lotus Border Corner	4 1/8" x 5 1/4"	*

* Outside border excluded. Based on lineal footage of area to be tiled.



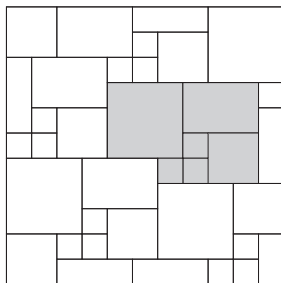
Idea Book Pattern #70



Page 27

Floor: Quartzite Series

Color Code	Color Name	Size	Pattern %
AV124	Black Multicolor	18"x18"	40.9%
AV124	Black Multicolor	12"x12"	18.2%
AV124	Black Multicolor	6"x6"	13.6%
AV124	Black Multicolor	12"x18"	27.3%



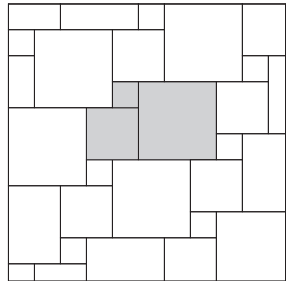
CustomPattern



Page 28

Floor: Pompeii Series

Color Code	Color Name	Size	Pattern %
VS51	Pietra Vecchia	18"x18"	64%
VS51	Pietra Vecchia	12"x12"	29%
VS51	Pietra Vecchia	6"x6"	7%



Idea Book Pattern #27

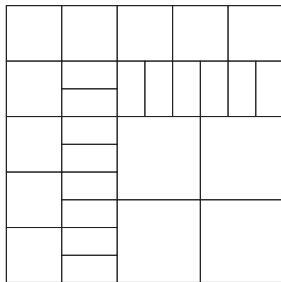


Page 29

Floor: Weatherstone Series

Color Code	Color Name	Size	Pattern %
AV135	Midnite Storm	6"x12"	*
AV135	Midnite Storm	12"x12"	*
AV135	Midnite Storm	18"x18"	*

* Individual quantities dependant upon total floor size, see diagram



Custom Pattern




Page 30

Floor: Strong Series

Color Code	Color Name	Size	Pattern %
VS103	Giallo	18"x18"	*
VS103	Giallo	12"x18"	*
VS103	Giallo	6"x6"	*
VS103	Giallo	12"x12"	*

* Not enough shown to determine pattern




Page 31

Floor: Cronos Series

Color Code	Color Name	Size	Pattern %
VS114	Gris Polished	18"x18"	*
VS114	Gris Unpolished	18"x18"	*
VS112	Blanco Polished	18"x18"	*
VS112	Blanco Unpolished	18"x18"	*
VS115	Negro Polished	18"x18"	*

* Not enough shown to determine pattern



Page 38

Floor: Milestone Mosaics Series

Color Code	Color Name	Size	Pattern %
AV91	Moonrock	3"x3"	50%
AV99	Boulder	3"x3"	50%



Page 43

Above border: Savoy

Color Code	Color Name	Size	Pattern %
VS131	Linen Beadboard	6"x6"	100%

Border: Savoy

Color Code	Color Name	Size	Pattern %
VS134	Café Square Liner Bar	1"x6"	*
VS131	Linen Running Bond	1"x2"	*
VS134	Café Running Bond	1"x2"	*
VS134	Café	3"x6"	50%
VS131	Linen	3"x6"	50%

Below Border: Savoy

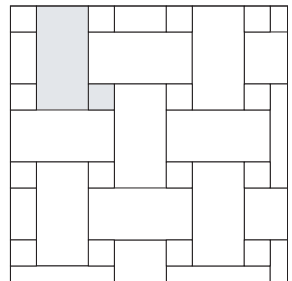
Color Code	Color Name	Size	Pattern %
VS131	Café	3"x6"	100%

* Based on lineal footage of area to be tiled



Front Cover Floor: NOW Series

Color Code	Color Name	Size	Pattern %
5DB8	Lead	6"x6"	11.1%
6Z29	Lead	12"x24"	88.9%



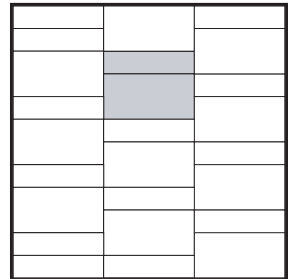
Custom Pattern



Page 2 - Bottom

Floor: NOW Series

Color Code	Color Name	Size	Pattern %
5C23	Moss	6"x24"	33.3%
6Z30	Moss	12"x24"	66.7%



Custom Pattern



Page 3 - Bottom Right

Above Border: Savoy

Color Code	Color Name	Size	Pattern %
VS130	White	6"x6"	100%

Border: Savoy

Color Code	Color Name	Size	Pattern %
VS134	Café Chair Rail	2 5/8"x6"	*
VS134	Café Square Liner Bar	1"x6"	*
VS130	White Pinwheel	1"x2"	*
VS134	Café Dot	1"x1"	*

Below Border: Savoy

Color Code	Color Name	Size	Pattern %
VS134	Café Beadboard	6"x6"	100%

* Based on lineal footage of area to be tiled



Page 4 - Middle Right

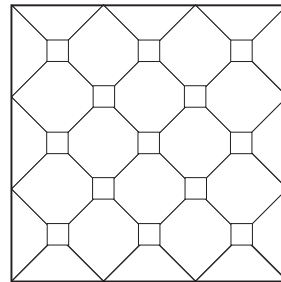
Wall Border: Patina Metals

Color Code	Color Name	Size	Pattern %
MT154	Bronze Verdigris Liner Bar	1"x12"	*
MT150	Bronze Verdigris Liner Bar	3"x8"	*
MT141	Bronze Verdigris Field Tile	4"x4"	*
MT161	Bronze Verdigris Deco	4"x4"	*
MT144	Bronze Verdigris Field Tile	6"x6"	*

Wall - Above Border: Patina Metals and Siena

Color Code	Color Name	Size	Pattern %
MT161	Bronze Verdigris Deco	4"x4"	10%
VS24	Siena - Botticino (discontinued)	12"x12"	100%

* Based on lineal footage of area to be tiled



Custom Pattern



Page 4 - Bottom

Backsplash: Venetian

Color Code	Color Name	Size	Pattern %
MT280	Squares	4"x4"	100%
Outside range area			
MT280	Squares Liner Bar	2"x8"	*
MT280	Squares	12"x12"	100%

Counter Top

Color Code	Color Name	Size	Pattern %
VS86	Empire Black Swan Polished	14"x28"	100%
VS86	Empire Black Swan Counter Edge	1"x14"	*

* Based on lineal footage of area to be tiled



Page 12-13

Above Border: Palais

Color Code	Color Name	Size	Pattern %
AV142	Louvre	12"x12"	100%
AV142	Louvre Deco	4"x4"	†

Border: Palais

Color Code	Color Name	Size	Pattern %
AV142	Louvre Crown Molding	2 5/8" x 7 7/8"	*
AV142	Louvre Vine Listel*	3 5/16"x 7 13/16"	*
AV142	Louvre Chair Rail	1 3/4"x 7 13/16"	*

Below Border: Palais

Color Code	Color Name	Size	Pattern %
AV142	Louvre	6"x12"	100%

* Based on lineal footage of area to be tiled

† Placed in center of 4 12x12 tiles on diagonal - based on area to be tiled




Page 14

Wall: Palais

Color Code	Color Name	Size	
AV143	Elysee Crown Molding	2 5/8"x7 7/8"	*
AV143	Elysee Ribbon Listel	13/16"x7 7/8"	*
AV143	Elysee Vine Listel	3 5/16"x7 13/16"	*
AV143	Elysee Chair Rail	1 3/4"x 7 13/16"	*

* Not enough shown to determine border



Pages 16

Floor: Chemistry

Color Code	Color Name	Size	Pattern %
AV151	Zircon	4"x8"	100%

Border: Chemistry

Color Code	Color Name	Size	Pattern %
AV151	Zircon	4"x4"	*
TRIM362037011	Baroque Bronze	1"x8"	*
TILE393037011	Baroque Bronze	2"x2"	*

Floor: Chemistry

Color Code	Color Name	Size	Pattern %
AV151	Zircon	12"x12"	100%
TILE393037011	Baroque Bronze	2"x2"	†

* Based on lineal footage of area to be tiled. Used as border
 † Placed in center of 4 12x12 tiles on diagonal - based on area to be tiled



Page 37


Wall: Cross-Color Mosaics Series

Color Code	Color Name	Size	Pattern %
A215	Empress White	3"x3"	*
A310	Bamboo	3"x3"	*
A580	Oceana	3"x3"	*


Floor: Cross-Color Mosaics Series

Color Code	Color Name	Size	Pattern %
A215	Empress White	3"x3"	*
A310	Bamboo	3"x3"	*
A580	Oceana	3"x3"	*


* Two special order patterns, 12"x12" sheets of 3"x3"




Floor Pattern



Back Wall Pattern



Front Wall Pattern



Page 39

Floor: Milestone Mosaics Series

Color Code	Color Name	Size	Pattern %
AV93	Canyon	3"x3"	71.4%*
AV96	Grotto	3"x3"	28.6%*

* Number of sheets of each color will depend upon each floor requirement